




# Antenna setup photo

Model: MR0113

<u>X-Y Plane</u>	<u>X-Z Plane</u>	<u>Y-Z Plane</u>
 A photograph showing the antenna setup in the X-Y plane. The antenna is mounted on a white circular platform with a grid of blue and red lines. A red double-headed arrow labeled 'Front' points towards the viewer. The background is a blue pyramidal anechoic chamber.	 A photograph showing the antenna setup in the X-Z plane. The antenna is mounted on a white rectangular platform with a grid of blue and red lines. A red double-headed arrow labeled 'Front' points towards the viewer. The background is a blue pyramidal anechoic chamber.	 A photograph showing the antenna setup in the Y-Z plane. The antenna is mounted on a white rectangular platform with a grid of blue and red lines. A red double-headed arrow labeled 'Front' points towards the viewer. The background is a blue pyramidal anechoic chamber.