


logitech  
M340

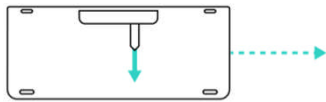
# Box Content (create as per all Logitech combos - illustrations only)

- Keyboard
- 2 AAA batteries (pre-installed)
- Mouse
- 1 AA battery (pre-installed)
- USB receiver outside the keyboard
- User documentation

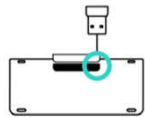
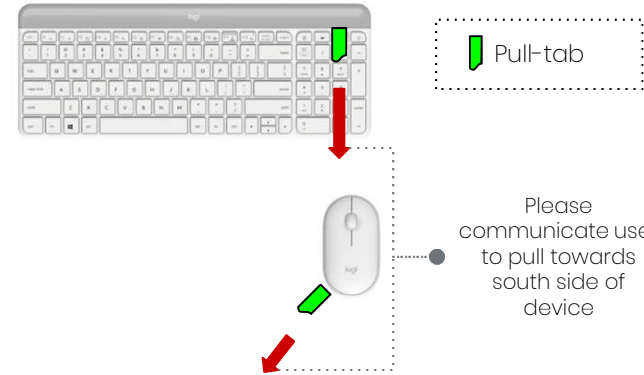


# Combo Setup (create as per Logitech combos - illustrations only)

1.



(Create as per Geneva)  
Remove Pull tab from keyboard and mouse



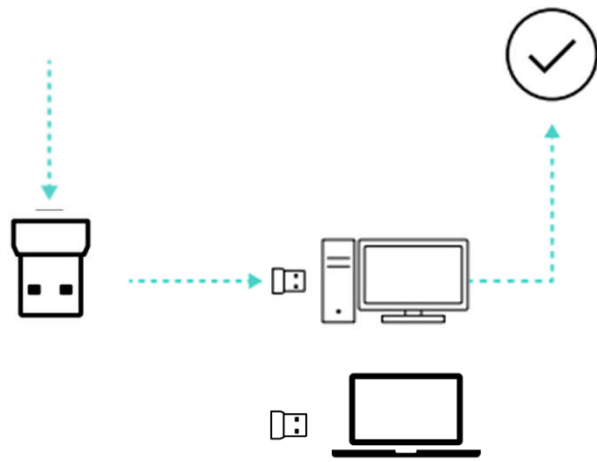
Include lower image that will show how to remove battery door (battery cage and dongle storage found inside).



Show that if that forehead is slid upwards a dongle and battery compartment will be found inside

# Combo Setup (create as per Logitech combos - illustrations only)

2.



Wireless 2.4 GHz connectivity  
Non-Unifying receiver  
Include Desktop and Laptop

Please show the "Check" icon to show the combo is connected and ready to use.