




# Lenovo Wireless Professional Combo Keyboard and Mouse User Guide

 <http://www.lenovo.com/safety>

**Note:** Before installing the product, be sure to read the warranty information in Appendix B “Lenovo Limited Warranty” on page 15.

**First Edition (March 2015)**

**© Copyright Lenovo 2015.**

LIMITED AND RESTRICTED RIGHTS NOTICE: If data or software is delivered pursuant a General Services Administration “GSA” contract, use, reproduction, or disclosure is subject to restrictions set forth in Contract No. GS-35F-05925.

---

# Contents

<b>Safety information</b> . . . . .	<b>iii</b>	Part 1 - General Terms . . . . .	15
<b>Chapter 1. About the keyboard and mouse</b> . . . . .	<b>1</b>	Part 2 - Country-specific Terms . . . . .	17
Product description. . . . .	1	Part 3 - Warranty Service Information. . . . .	20
Keyboard front view . . . . .	1	Suplemento de Garantía para México. . . . .	21
Keyboard rear view . . . . .	2	<b>Appendix C. Electronic emission notices</b> . . . . .	<b>23</b>
Mouse front view and rear view . . . . .	3	Federal Communications Commission Declaration of Conformity . . . . .	23
Supported operating systems. . . . .	3	<b>Appendix D. Notices.</b> . . . . .	<b>27</b>
<b>Chapter 2. Installing and uninstalling the device driver</b> . . . . .	<b>5</b>	Recycling information . . . . .	27
Installing the device driver on Windows operating systems . . . . .	5	Recycling information for Brazil . . . . .	27
Uninstalling the device driver from Windows operating systems . . . . .	5	Export Classification Notice . . . . .	28
<b>Chapter 3. Installing the keyboard and mouse</b> . . . . .	<b>7</b>	Important WEEE information . . . . .	28
<b>Chapter 4. Storing the dongle.</b> . . . .	<b>11</b>	Trademarks . . . . .	28
<b>Appendix A. Service and Support.</b> . . . .	<b>13</b>	<b>Appendix E. Restriction of Hazardous Substances Directive (RoHS)</b> . . . . .	<b>29</b>
Online technical support . . . . .	13	European Union RoHS . . . . .	29
Telephone technical support . . . . .	13	China RoHS. . . . .	29
<b>Appendix B. Lenovo Limited Warranty.</b> . . . . .	<b>15</b>	Turkish RoHS . . . . .	29
		Ukraine RoHS . . . . .	30
		India RoHS . . . . .	30



---

## Safety information

Before using the product, be sure to read the safety documentation that comes with the product.

Antes de usar o produto, certifique-se de ler a documentação de segurança incluída.

Prije korištenja proizvoda svakako pročitajte priloženu dokumentaciju koja se tiče sigurnosti.

Před použitím produktu je třeba si přečíst bezpečnostní dokumentaci, která je dodávána s produktem.

Før du bruger produktet, skal du sørge for at læse de sikkerhedsforskrifter, der følger med produktet.

Lue tuotteen mukana toimitetut turvaohjeet ennen tämän tuotteen käyttöä.

Avant d'utiliser le produit, veuillez à bien lire la documentation relative à la sécurité fournie avec le produit.

Πριν να χρησιμοποιήσετε το προϊόν, διαβάστε τα έγγραφα για την ασφάλεια που το συνοδεύουν.

Vor Verwendung des Produkts sollten Sie unbedingt die Sicherheitsdokumentation lesen, die im Lieferumfang des Produkts enthalten ist.

A termék használatá elött mindenképpen olvassa el a termékhez kapott biztonsági előírásokat.

Prima di utilizzare il prodotto, accertarsi di leggere la documentazione sulla sicurezza fornita con il prodotto.

Пред користење на производот, прочитајте ја документацијата за безбедност што се доставува со него.

Lees, voordat u het product gebruikt, de veiligheidsdocumentatie die met het product is meegeleverd.

Før du bruker produktet, må du lese sikkerhetsdokumentasjonen som følger med produktet.

Przed skorzystaniem z produktu należy zapoznać się z dokumentacją na temat bezpieczeństwa dostarczoną wraz z produktem.

Antes de utilizar o produto, certifique-se de que lê a documentação de segurança fornecida com o produto.

Прежде чем использовать этот продукт, ознакомьтесь с документацией по технике безопасности, входящей в комплект поставки продукта.

Pred používaním produktu si prečítajte bezpečnostnú dokumentáciu dodanú s produktom.

Preden začnete uporabljati izdelek, preberite varnostno dokumentacijo, ki ste jo prejeli skupaj z izdelkom.

Antes de utilizar el producto, asegúrese de leer la documentación de seguridad que se entrega junto con este.

Läs säkerhetsinstruktionerna som följer med produkten innan du börjar använda den.

قبل استخدام المنتج، تأكد من قراءة مستندات السلامة المرفقة مع المنتج.

לפני השימוש במוצר, הקפידו לקרוא את הוראות הבטיחות המצורפות למוצר.

製品をご使用になる前に、製品に付属の安全に関する資料をお読みください。

제품을 사용하기 전에 제품과 함께 제공되는 안전 문서를 반드시 읽어 주십시오.

使用产品前，务必先阅读产品附带的安全文档。

使用本產品之前，請務必閱讀產品隨附的安全文件。

---

## Chapter 1. About the keyboard and mouse

This chapter provides product description and instructions for the Lenovo Wireless Professional Combo Keyboard and Mouse (hereafter called the keyboard and mouse).

---

### Product description


The keyboard and mouse are designed with the advanced 2.4 GHz wireless technology, which ensures consistent and reliable connectivity. The keyboard is designed with the popular hotkey functionality, which enables one-touch control to quickly play, adjust, or mute audio and video files. The mouse features high-precision laser and scroll wheel side-to-side scrolling, which help you easily navigate through documents and Web pages. The mini nano dongle, which supports the plug and play functionality, is stored neatly inside the mouse for travel.

Your option package includes the following:

- Keyboard
- Mouse
- Two AA batteries
- Two AAA batteries
- Warranty book
- *Software and User Guide Disc*







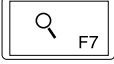





### Keyboard front view

The following illustration shows the front view of the keyboard.



*Figure 1. Keyboard front view*

## Hotkey functions:

	Mute/Unmute the system speaker.		Decrease the system speaker volume.
	Increase the system speaker volume.		Mute/Unmute the microphone.
	Refresh.		Lock the operating system.
	Start the operating system search.		Open <b>My Computer</b> , <b>Computer</b> or <b>This PC</b> .
	Open <b>Printer</b> .		Go back to the previous track.
	Play/Pause the media file.		Go to the next track.

## Keyboard rear view

The following illustration shows the rear view of the keyboard.

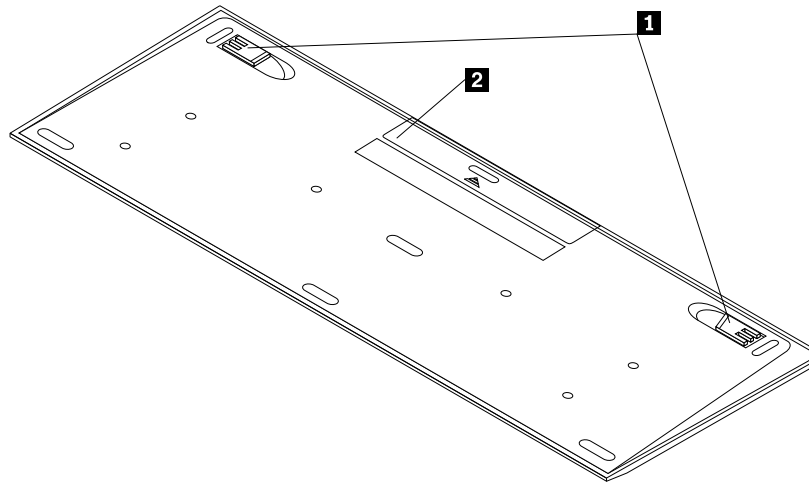


Figure 2. Keyboard rear view

**1** Tilt feet: Used to adjust the angle of the keyboard.

**2** Battery compartment cover



## Mouse front view and rear view

The following illustration shows the front view and rear view of the mouse.

Model : M-R0058

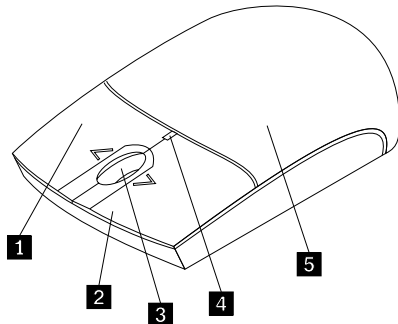


Figure 3. Mouse front view

- 1** Right button
- 2** Left button
- 3** Scroll wheel
- 4** LED indicator

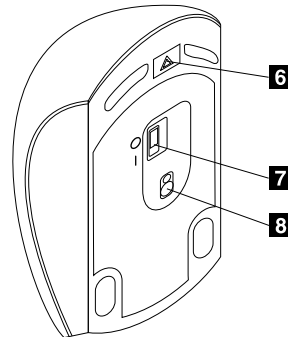


Figure 4. Mouse rear view

- 5** Battery compartment cover
- 6** Battery compartment release button
- 7** Power switch
- 8** Optical laser output

---

## Supported operating systems

The keyboard and mouse are supported on the following operating systems:

- Microsoft® Windows® XP (32-bit)
- Microsoft Windows Vista® (32-bit or 64-bit)
- Microsoft Windows 7 (32-bit or 64-bit)
- Microsoft Windows 8 (32-bit or 64-bit)
- Microsoft Windows 8.1 (32-bit or 64-bit)



---

## Chapter 2. Installing and uninstalling the device driver

This chapter provides instructions on how to install and uninstall the device driver of the keyboard and mouse.

---

### Installing the device driver on Windows operating systems

To install the device driver on the Windows XP, Windows Vista, Windows 7, Windows 8, or Windows 8.1 operating system, do the following:

1. Save any open documents and exit all applications.
2. Insert the *Software and User Guide Disc* into the optical drive. The disc starts automatically. If the disc does not start automatically, do one of the following:
  - If the autoplay window opens, click **Run ViewHtml.exe**.
  - If the autoplay window does not open, do one of the following:
    - For the Windows XP, Windows Vista, or Windows 7 operating system, go into **My Computer** or **Computer**, then double-click the CD/DVD drive icon.
    - For the Windows 8 or Windows 8.1 operating system, open File Explorer and click **Computer** or **This PC**, then double-click the CD/DVD drive icon.
3. Select your language.
4. Click **Software** in the left pane of the window.
5. Follow the instructions on the screen to install the device driver.

---

### Uninstalling the device driver from Windows operating systems

To uninstall the device driver from the Windows XP, Windows Vista, Windows 7, Windows 8, or Windows 8.1 operating system, do the following:

#### For the Windows XP operating system:

1. Click **Start → Control Panel** or **Start → Settings → Control Panel**.
2. Depending on your Control Panel mode, click or double-click **Add or Remove Programs**.
3. Select **Lenovo Wireless Professional Combo Keyboard and Mouse Driver**, and then click **Remove**.
4. Follow the instructions on the screen.


#### For the Windows Vista or Windows 7 operating system:

1. Click **Start → Control Panel** or **Start → Settings → Control Panel**.
2. Depending on your Control Panel mode, do one of the following:
  - Click the **Uninstall a program** option under the **Programs** menu.
  - Click **Programs and Features**.
3. Select **Lenovo Wireless Professional Combo Keyboard and Mouse Driver** and then right-click your mouse. The **Uninstall/Change** option is displayed.
4. Click **Uninstall/Change**.
5. Follow the instructions on the screen.

**For the Windows 8 operating system:**

1. Go to Control Panel by doing one of the following:
  - From the desktop, move the pointer to the top-right or bottom-right corner of the screen to display the charms, and then click **Settings → Control Panel**.
  - From the Start screen, do the following:
    - a. Move the pointer to the top-right or bottom-right corner of the screen to display the charms.
    - b. Click **Search**.
    - c. On the Apps screen, scroll to the right side, and click **Control Panel** in the **Windows System** section.
2. Depending on your Control Panel mode, do one of the following:
  - Click the **Uninstall a program** option under the **Programs** menu.
  - Click **Programs and Features**.
3. Select **Lenovo Wireless Professional Combo Keyboard and Mouse Driver** and then right-click your mouse. The **Uninstall/Change** option is displayed.
4. Click **Uninstall/Change**.
5. Follow the instructions on the screen.

**For the Windows 8.1 operating system:**

1. Go to Control Panel by doing one of the following:
  - From the desktop, move the pointer to the top-right or bottom-right corner of the screen to display the charms, and then click **Settings → Control Panel**.
  - From the Start screen, do the following:
    - a. Click the arrow icon  in the bottom-left corner of the screen to go to the Apps screen.
    - b. Scroll to the right side, and click **Control Panel** in the **Windows System** section.
2. Depending on your Control Panel mode, do one of the following:
  - Click the **Uninstall a program** option under the **Programs** menu.
  - Click **Programs and Features**.
3. Select **Lenovo Wireless Professional Combo Keyboard and Mouse Driver** and then right-click your mouse. The **Uninstall/Change** option is displayed.
4. Click **Uninstall**.
5. Follow the instructions on the screen to uninstall the device driver.

---

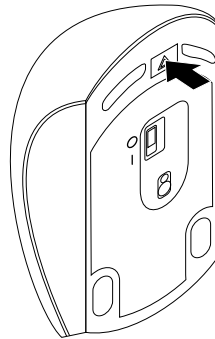
## Chapter 3. Installing the keyboard and mouse

This topic provides information on how to install the keyboard and mouse.

**Note:** Before you install the keyboard and mouse, make sure that you have installed the driver correctly.

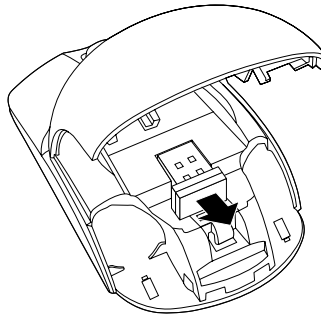
To install the keyboard and mouse, do the following:

1. Install the mouse by doing the following:
  - a. Press the battery compartment release button.



*Figure 5. Opening the battery compartment*

- b. Take out the dongle.



*Figure 6. Taking out the dongle*

- c. Connect the dongle to an available USB connector on the computer.

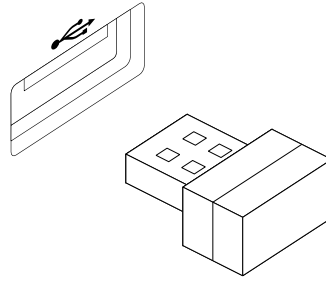


Figure 7. Connecting the dongle to a USB connector

- d. Insert two AA batteries into the mouse compartment according to the polarity indicators.

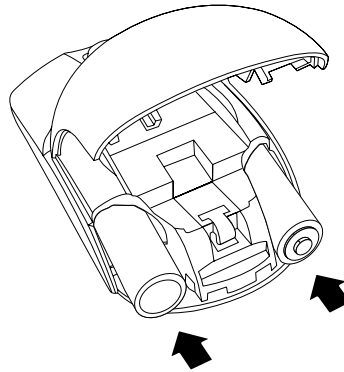


Figure 8. Installing the mouse batteries

**CAUTION:**  
**RISK OF EXPLOSION IF A BATTERY IS REPLACED BY AN INCORRECT TYPE. DISPOSE OF USED BATTERIES ACCORDING TO THE INSTRUCTIONS.**

- e. Close the battery compartment cover and slide it forward until it clicks into place.

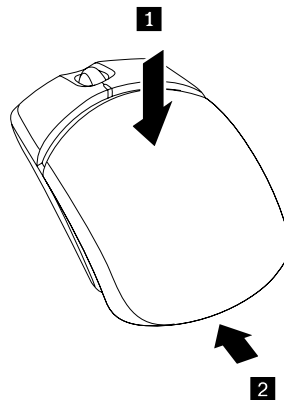


Figure 9. Closing the battery compartment cover

- f. Push the power switch to the on position and the LED (light-emitting diode) is on.

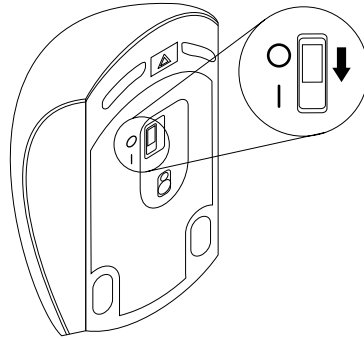


Figure 10. Pushing the power switch on

**Notes:**

- The green LED indicates that the mouse is ready for use.
  - The flashing red LED indicates a low battery power level.
  - Push the power switch to the off position when you are not using the mouse. This extends the battery life.
2. Install the keyboard by opening the battery compartment cover and installing two AAA batteries according to the polarity indicators. The keyboard is ready for use.

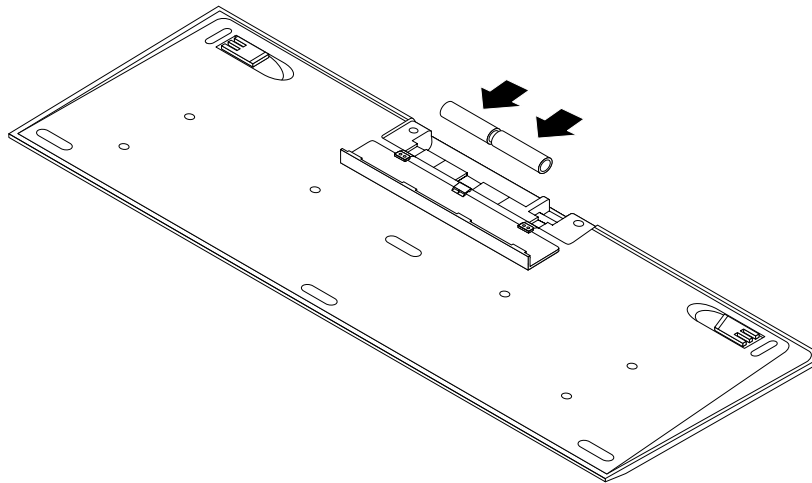


Figure 11. Installing the keyboard batteries

**CAUTION:**

**RISK OF EXPLOSION IF A BATTERY IS REPLACED BY AN INCORRECT TYPE. DISPOSE OF USED BATTERIES ACCORDING TO THE INSTRUCTIONS.**



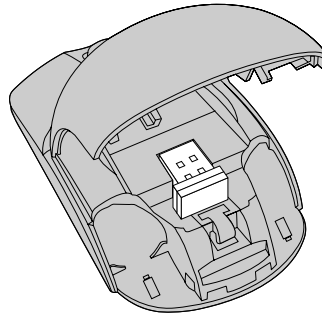


---

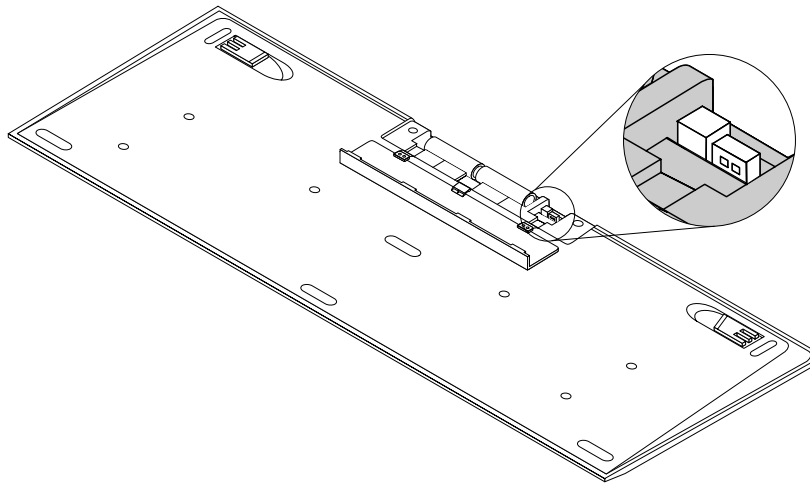
## Chapter 4. Storing the dongle

This topic provides information on how to store the dongle.

When you do not use the keyboard and mouse, store the dongle in the battery compartment of the mouse or the keyboard as shown:



*Figure 12. Storing the dongle in the mouse battery compartment*



*Figure 13. Storing the dongle in the keyboard battery compartment*



---

## Appendix A. Service and Support

The following information describes the technical support that is available for your product, during the warranty period or throughout the life of your product. Refer to the Lenovo Limited Warranty for a full explanation of Lenovo warranty terms.

---

### Online technical support

Online technical support is available during the lifetime of a product at:  
<http://www.lenovo.com/support>

Product replacement assistance or exchange of defective components also is available during the warranty period. In addition, if your option is installed in a Lenovo computer, you might be entitled to service at your location. A Lenovo technical support representative can help you determine the best alternative.

---

### Telephone technical support

Installation and configuration support through the Customer Support Center will be available until 90 days after the option has been withdrawn from marketing. After that time, the support is cancelled, or made available for a fee, at Lenovo's discretion. Additional support is also available for a nominal fee.

Before contacting a Lenovo technical support representative, please have the following information available: option name and number, proof of purchase, computer manufacturer, model, serial number and manual, the exact wording of any error message, description of the problem, and the hardware and software configuration information for your system.

Your technical support representative might want to walk you through the problem while you are at your computer during the call.

Telephone numbers are subject to change without notice. The most up-to-date telephone list for Lenovo Support is always available at <http://www.lenovo.com/support/phone>. If the telephone number for your country or region is not listed, contact your Lenovo reseller or Lenovo marketing representative.



---

## Appendix B. Lenovo Limited Warranty

L505-0010-02 08/2011

This Lenovo Limited Warranty consists of the following parts:

**Part 1 - General Terms**

**Part 2 - Country-specific Terms**

**Part 3 - Warranty Service Information**

The terms of **Part 2** replace or modify terms of **Part 1** as specified for a particular country.

---

### Part 1 - General Terms

This Lenovo Limited Warranty applies only to Lenovo hardware products you purchased for your own use and not for resale. This Lenovo Limited Warranty is available in other languages at [www.lenovo.com/warranty](http://www.lenovo.com/warranty).

#### What this Warranty Covers

Lenovo warrants that each Lenovo hardware product that you purchase is free from defects in materials and workmanship under normal use during the warranty period. The warranty period for the product starts on the original date of purchase as shown on your sales receipt or invoice or as may be otherwise specified by Lenovo. The warranty period and type of warranty service that apply to your product are as specified in “**Part 3 - Warranty Service Information**” below. This warranty only applies to products in the country or region of purchase.

**THIS WARRANTY IS YOUR EXCLUSIVE WARRANTY AND REPLACES ALL OTHER WARRANTIES OR CONDITIONS, EXPRESS OR IMPLIED, INCLUDING, BUT NOT LIMITED TO, ANY IMPLIED WARRANTIES OR CONDITIONS OF MERCHANTABILITY OR FITNESS FOR A PARTICULAR PURPOSE. AS SOME STATES OR JURISDICTIONS DO NOT ALLOW THE EXCLUSION OF EXPRESS OR IMPLIED WARRANTIES, THE ABOVE EXCLUSION MAY NOT APPLY TO YOU. IN THAT EVENT, SUCH WARRANTIES APPLY ONLY TO THE EXTENT AND FOR SUCH DURATION AS REQUIRED BY LAW AND ARE LIMITED IN DURATION TO THE WARRANTY PERIOD. AS SOME STATES OR JURISDICTIONS DO NOT ALLOW LIMITATIONS ON THE DURATION OF AN IMPLIED WARRANTY, THE ABOVE LIMITATION ON DURATION MAY NOT APPLY TO YOU.**

#### How to Obtain Warranty Service

If the product does not function as warranted during the warranty period, you may obtain warranty service by contacting Lenovo or a Lenovo approved Service Provider. A list of approved Service Providers and their telephone numbers is available at: [www.lenovo.com/support/phone](http://www.lenovo.com/support/phone).

Warranty service may not be available in all locations and may differ from location to location. Charges may apply outside a Service Provider’s normal service area. Contact a local Service Provider for information specific to your location.

#### Customer Responsibilities for Warranty Service

Before warranty service is provided, you must take the following steps:

- follow the service request procedures specified by the Service Provider;

- backup or secure all programs and data contained in the product;
- provide the Service Provider with all system keys or passwords;
- provide the Service Provider with sufficient, free, and safe access to your facilities to perform service;
- remove all data, including confidential information, proprietary information and personal information, from the product or, if you are unable to remove any such information, modify the information to prevent its access by another party or so that it is not personal data under applicable law. The Service Provider shall not be responsible for the loss or disclosure of any data, including confidential information, proprietary information, or personal information, on a product returned or accessed for warranty service;
- remove all features, parts, options, alterations, and attachments not covered by the warranty;
- ensure that the product or part is free of any legal restrictions that prevent its replacement;
- if you are not the owner of a product or part, obtain authorization from the owner for the Service Provider to provide warranty service.

### **What Your Service Provider Will Do to Correct Problems**

When you contact a Service Provider, you must follow the specified problem determination and resolution procedures.

The Service Provider will attempt to diagnose and resolve your problem by telephone, e-mail or remote assistance. The Service Provider may direct you to download and install designated software updates.

Some problems may be resolved with a replacement part that you install yourself called a “Customer Replaceable Unit” or “CRU.” If so, the Service Provider will ship the CRU to you for you to install.

If your problem cannot be resolved over the telephone; through the application of software updates or the installation of a CRU, the Service Provider will arrange for service under the type of warranty service designated for the product under “**Part 3 - Warranty Service Information**” below.

If the Service Provider determines that it is unable to repair your product, the Service Provider will replace it with one that is at least functionally equivalent.

If the Service Provider determines that it is unable to either repair or replace your product, your sole remedy under this Limited Warranty is to return the product to your place of purchase or to Lenovo for a refund of your purchase price.

### **Replacement Products and Parts**

When warranty service involves the replacement of a product or part, the replaced product or part becomes Lenovo’s property and the replacement product or part becomes your property. Only unaltered Lenovo products and parts are eligible for replacement. The replacement product or part provided by Lenovo may not be new, but it will be in good working order and at least functionally equivalent to the original product or part. The replacement product or part shall be warranted for the balance of the period remaining on the original product.

### **Use of Personal Contact Information**

If you obtain service under this warranty, you authorize Lenovo to store, use and process information about your warranty service and your contact information, including name, phone numbers, address, and e-mail address. Lenovo may use this information to perform service under this warranty. We may contact you to inquire about your satisfaction with our warranty service or to notify you about any product recalls or safety issues. In accomplishing these purposes, you authorize Lenovo to transfer your information to any country where we do business and to provide it to entities acting on our behalf. We may also disclose it where required by law. Lenovo’s privacy policy is available at [www.lenovo.com/](http://www.lenovo.com/).

## **What this Warranty Does not Cover**

This warranty does not cover the following:

- uninterrupted or error-free operation of a product;
- loss of, or damage to, your data by a product;
- any software programs, whether provided with the product or installed subsequently;
- failure or damage resulting from misuse, abuse, accident, modification, unsuitable physical or operating environment, natural disasters, power surges, improper maintenance, or use not in accordance with product information materials;
- damage caused by a non-authorized service provider;
- failure of, or damage caused by, any third party products, including those that Lenovo may provide or integrate into the Lenovo product at your request;
- any technical or other support, such as assistance with “how-to” questions and those regarding product set-up and installation;
- products or parts with an altered identification label or from which the identification label has been removed.

## **Limitation of Liability**

Lenovo is responsible for loss or damage to your product only while it is in the Service Provider’s possession or in transit, if the Service Provider is responsible for the transportation.

Neither Lenovo nor the Service Provider is responsible for loss or disclosure of any data, including confidential information, proprietary information, or personal information, contained in a product.

**UNDER NO CIRCUMSTANCES, AND NOTWITHSTANDING THE FAILURE OF ESSENTIAL PURPOSE OF ANY REMEDY SET FORTH HEREIN, SHALL LENOVO, ITS AFFILIATES, SUPPLIERS, RESELLERS, OR SERVICE PROVIDERS BE LIABLE FOR ANY OF THE FOLLOWING EVEN IF INFORMED OF THEIR POSSIBILITY AND REGARDLESS OF WHETHER THE CLAIM IS BASED IN CONTRACT, WARRANTY, NEGLIGENCE, STRICT LIABILITY OR OTHER THEORY OF LIABILITY: 1) THIRD PARTY CLAIMS AGAINST YOU FOR DAMAGES; 2) LOSS, DAMAGE OR DISCLOSURE OF YOUR DATA; 3) SPECIAL, INCIDENTAL, PUNITIVE, INDIRECT OR CONSEQUENTIAL DAMAGES, INCLUDING BUT NOT LIMITED TO LOST PROFITS, BUSINESS REVENUE, GOODWILL OR ANTICIPATED SAVINGS. IN NO CASE SHALL THE TOTAL LIABILITY OF LENOVO, ITS AFFILIATES, SUPPLIERS, RESELLERS OR SERVICE PROVIDERS FOR DAMAGES FROM ANY CAUSE EXCEED THE AMOUNT OF ACTUAL DIRECT DAMAGES, NOT TO EXCEED THE AMOUNT PAID FOR THE PRODUCT.**

**THE FOREGOING LIMITATIONS DO NOT APPLY TO DAMAGES FOR BODILY INJURY (INCLUDING DEATH), DAMAGE TO REAL PROPERTY OR DAMAGE TO TANGIBLE PERSONAL PROPERTY FOR WHICH LENOVO IS LIABLE UNDER LAW. AS SOME STATES OR JURISDICTIONS DO NOT ALLOW THE EXCLUSION OR LIMITATION OF INCIDENTAL OR CONSEQUENTIAL DAMAGES, THE ABOVE LIMITATION OR EXCLUSION MAY NOT APPLY TO YOU.**

## **Your Other Rights**

**THIS WARRANTY GIVES YOU SPECIFIC LEGAL RIGHTS. YOU MAY HAVE OTHER RIGHTS ACCORDING TO THE APPLICABLE LAWS OF YOUR STATE OR JURISDICTION. YOU MAY ALSO HAVE OTHER RIGHTS UNDER A WRITTEN AGREEMENT WITH LENOVO. NOTHING IN THIS WARRANTY AFFECTS STATUTORY RIGHTS, INCLUDING RIGHTS OF CONSUMERS UNDER LAWS OR REGULATIONS GOVERNING THE SALE OF CONSUMER GOODS THAT CANNOT BE WAIVED OR LIMITED BY CONTRACT.**

---

## **Part 2 - Country-specific Terms**

### **Australia**

“Lenovo” means Lenovo (Australia & New Zealand) Pty Limited ABN 70 112 394 411. Address: Level 10, North Tower, 1-5 Railway Street, Chatswood, NSW, 2067. Telephone: +61 2 8003 8200. Email: lenosyd\_au@lenovo.com

*The following replaces the same section in Part 1:*

### **What this Warranty Covers:**

Lenovo warrants that each hardware product that you purchase is free from defects in materials and workmanship under normal use and conditions during the warranty period. If the product fails due to a covered defect during the warranty period, Lenovo will provide you a remedy under this Limited Warranty. The warranty period for the product starts on the original date of purchase specified on your sales receipt or invoice unless Lenovo informs you otherwise in writing. The warranty period and type of warranty service that apply to your product are set forth below in **Part 3 - Warranty Service Information**.

**THE BENEFITS GIVEN BY THIS WARRANTY ARE IN ADDITION TO YOUR RIGHTS AND REMEDIES AT LAW, INCLUDING THOSE UNDER THE AUSTRALIAN CONSUMER LAW.**

*The following replaces the same section in Part 1:*

### **Replacement Products and Parts:**

When warranty service involves the replacement of a product or part, the replaced product or part becomes Lenovo’s property and the replacement product or part becomes your property. Only unaltered Lenovo products and parts are eligible for replacement. The replacement product or part provided by Lenovo may not be new, but it will be in good working order and at least functionally equivalent to the original product or part. The replacement product or part shall be warranted for the balance of the period remaining on the original product. Products and parts presented for repair may be replaced by refurbished products or parts of the same type rather than being repaired. Refurbished parts may be used to repair the product; and repair of the product may result in loss of data, if the product is capable of retaining user-generated data.

*The following is added to the same section in Part 1:*

### **Use of Personal Contact Information:**

Lenovo will not be able to perform our service under this warranty if you refuse to provide your information or do not wish us to transfer your information to our agent or contractor. You have the right to access your personal contact information and request correction of any errors in it pursuant to the Privacy Act 1988 by contacting Lenovo.

*The following replaces the same section in Part 1:*

### **Limitation of Liability:**

Lenovo is responsible for loss or damage to your product only while it is in the Service Provider’s possession or in transit, if the Service Provider is responsible for the transportation.

Neither Lenovo nor the Service Provider is responsible for loss or disclosure of any data, including confidential information, proprietary information, or personal information, contained in a product.

**TO THE EXTENT PERMITTED BY LAW, UNDER NO CIRCUMSTANCES AND NOTWITHSTANDING THE FAILURE OF ESSENTIAL PURPOSE OF ANY REMEDY SET FORTH HEREIN, SHALL LENOVO, ITS AFFILIATES, SUPPLIERS, RESELLERS, OR SERVICE PROVIDERS BE LIABLE FOR ANY OF THE FOLLOWING EVEN IF INFORMED OF THEIR POSSIBILITY AND REGARDLESS OF WHETHER THE CLAIM IS BASED IN CONTRACT, WARRANTY, NEGLIGENCE, STRICT LIABILITY OR OTHER THEORY**



**OF LIABILITY: 1) THIRD PARTY CLAIMS AGAINST YOU FOR DAMAGES; 2) LOSS, DAMAGE OR DISCLOSURE OF YOUR DATA; 3) SPECIAL, INCIDENTAL, PUNITIVE, INDIRECT OR CONSEQUENTIAL DAMAGES, INCLUDING BUT NOT LIMITED TO LOST PROFITS, BUSINESS REVENUE, GOODWILL OR ANTICIPATED SAVINGS. IN NO CASE SHALL THE TOTAL LIABILITY OF LENOVO, ITS AFFILIATES, SUPPLIERS, RESELLERS OR SERVICE PROVIDERS FOR DAMAGES FROM ANY CAUSE EXCEED THE AMOUNT OF ACTUAL DIRECT DAMAGES, NOT TO EXCEED THE AMOUNT PAID FOR THE PRODUCT.**

**THE FOREGOING LIMITATIONS DO NOT APPLY TO DAMAGES FOR BODILY INJURY (INCLUDING DEATH), DAMAGE TO REAL PROPERTY OR DAMAGE TO TANGIBLE PERSONAL PROPERTY FOR WHICH LENOVO IS LIABLE UNDER LAW.**

*The following replaces the same section in Part 1:*

**Your Other Rights:**

**THIS WARRANTY GIVES YOU SPECIFIC LEGAL RIGHTS. YOU ALSO HAVE OTHER RIGHTS AT LAW, INCLUDING UNDER THE AUSTRALIAN CONSUMER LAW. NOTHING IN THIS WARRANTY AFFECTS STATUTORY RIGHTS OR RIGHTS AT LAW, INCLUDING RIGHTS THAT CANNOT BE WAIVED OR LIMITED BY CONTRACT.**

For example, our products come with guarantees that cannot be excluded under the Australian Consumer Law. You are entitled to a replacement or refund for a major failure and compensation for any other reasonably foreseeable loss or damage. You are also entitled to have the products repaired or replaced if the products fail to be of acceptable quality and the failure does not amount to a major failure.

**New Zealand**

*The following is added to the same section in Part 1:*

**Use of Personal Information:**

Lenovo will not be able to perform our service under this warranty if you refuse to provide your information or do not wish us to transfer your information to our agent or contractor. You have the right to access your personal information and request correction of any errors in it pursuant to the Privacy Act 1993 by contacting Lenovo (Australia & New Zealand) Pty Limited ABN 70 112 394 411. Address: Level 10, North Tower, 1-5 Railway Street, Chatswood, NSW, 2067. Telephone: 61 2 8003 8200. Email: lensyd\_au@lenovo.com

**Bangladesh, Cambodia, India, Indonesia, Nepal, Philippines, Vietnam and Sri Lanka**

*The following is added to Part 1:*

**Dispute Resolution**

Disputes arising out of or in connection with this warranty shall be finally settled by arbitration held in Singapore. This warranty shall be governed, construed and enforced in accordance with the laws of Singapore, without regard to conflict of laws. If you acquired the product in **India**, disputes arising out of or in connection with this warranty shall be finally settled by arbitration held in Bangalore, India. Arbitration in Singapore shall be held in accordance with the Arbitration Rules of Singapore International Arbitration Center ("SIAC Rules") then in effect. Arbitration in India shall be held in accordance with the laws of India then in effect. The arbitration award shall be final and binding on the parties without appeal. Any award shall be in writing and set forth the findings of fact and the conclusions of law. All arbitration proceedings, including all documents presented in such proceedings shall be conducted in the English language. The English language version of this warranty prevails over any other language version in such proceedings.

## **European Economic Area (EEA)**

*The following is added to Part 1:*

Customers in the EEA may contact Lenovo at the following address: EMEA Service Organisation, Lenovo (International) B.V., Floor 2, Einsteinova 21, 851 01, Bratislava, Slovakia. Service under this warranty for Lenovo hardware products purchased in EEA countries may be obtained in any EEA country in which the product has been announced and made available by Lenovo.

## **Russia**

*The following is added to Part 1:*

## **Product Service Life**

The product service life is four (4) years from the original date of purchase.

---

## **Part 3 - Warranty Service Information**

<b>Product Type</b>	<b>Country or Region of Purchase</b>	<b>Warranty Period</b>	<b>Type of Warranty Service</b>
Lenovo Wireless Professional Combo Keyboard and Mouse	Worldwide	3 years	1, 4

If required, your Service Provider will provide repair or exchange service depending on the type of warranty service specified for your product and the available service. Scheduling of service will depend upon the time of your call, parts availability, and other factors.

## **Types of Warranty Service**

### **1. Customer Replaceable Unit (“CRU”) Service**

Under CRU Service, the Service Provider will ship CRUs to you at its cost for installation by you. CRU information and replacement instructions are shipped with your product and are available from Lenovo at any time upon request. CRUs that are easily installed by you are called “Self-service CRUs”. “Optional-service CRUs” are CRUs that may require some technical skill and tools. Installation of Self-service CRUs is your responsibility. You may request that a Service Provider install Optional-service CRUs under one of the other types of warranty service designated for your product. An optional service offering may be available for purchase from a Service Provider or Lenovo under which Self-service CRUs would be installed for you. You may find a list of CRUs and their designation in the publication that was shipped with your product or at [www.lenovo.com/CRUs](http://www.lenovo.com/CRUs). The requirement to return a defective CRU, if any, will be specified in the instructions shipped with a replacement CRU. When return is required: 1) return instructions, a prepaid return shipping label, and a container will be included with the replacement CRU; and 2) you may be charged for the replacement CRU if the Service Provider does not receive the defective CRU from you within thirty (30) days of your receipt of the replacement CRU.

### **2. On-site Service**

Under On-Site Service, a Service Provider will either repair or exchange the product at your location. You must provide a suitable working area to allow disassembly and reassembly of the product. Some repairs may need to be completed at a service center. If so, the Service Provider will send the product to the service center at its expense.

### **3. Courier or Depot Service**

Under Courier or Depot Service, your product will be repaired or exchanged at a designated service center, with shipping at the expense of the Service Provider. You are responsible for disconnecting the product and packing it in a shipping container provided to you to return your product to a designated service center. A courier will pick up your product and deliver it to the designated service center. The service center will return the product to you at its expense.

### **4. Customer Carry-In Service**

Under Customer Carry-In Service, your product will be repaired or exchanged after you deliver it to a designated service center at your risk and expense. After the product has been repaired or exchanged, it will be made available to you for collection. If you fail to collect the product, the Service Provider may dispose of the product as it sees fit, with no liability to you.

### **5. Mail-In Service**

Under Mail-In Service, your product will be repaired or exchanged at a designated service center after you deliver it at your risk and expense. After the product has been repaired or exchanged, it will be returned to you at Lenovo's risk and expense, unless the Service Provider specifies otherwise.

### **6. Customer Two-Way Mail-In Service**

Under Customer Two-Way Mail-In Service, your product will be repaired or exchanged after you deliver it to a designated service center at your risk and expense. After the product has been repaired or exchanged, it will be made available to you for return shipping at your risk and expense. If you fail to arrange return shipment, the Service Provider may dispose of the product as it sees fit, with no liability to you.

### **7. Product Exchange Service**

Under Product Exchange Service, Lenovo will ship a replacement product to your location. You are responsible for its installation and verification of its operation. The replacement product becomes your property in exchange for the failed product, which becomes the property of Lenovo. You must pack the failed product in the shipping carton in which you received the replacement product and return it to Lenovo. Transportation charges, both ways, shall be at Lenovo's expense. If you fail to use the carton in which the replacement product was received, you may be responsible for any damage to the failed product occurring during shipment. You may be charged for the replacement product if Lenovo does not receive the failed product within thirty (30) days of your receipt of the replacement product.

---

## **Suplemento de Garantía para México**

Este Suplemento de Garantía se considera parte integrante de la Garantía Limitada de Lenovo y será efectivo única y exclusivamente para los productos distribuidos y comercializados dentro del Territorio de los Estados Unidos Mexicanos. En caso de conflicto, se aplicarán los términos de este Suplemento.

El comercializador responsable del producto es Lenovo México S de R L de CV y para efectos de esta garantía en la República Mexicana su domicilio es Paseo de Tamarindos No.400-A Piso 27 Arcos Torre Poniente, Bosques de Las Lomas, Delegación Miguel Hidalgo, C.P. 05120 México, D.F. En el caso de que se precise una reparación cubierta por la garantía o precise de partes, componentes, consumibles o accesorios diríjase a este domicilio.

Si no existiese ningún Centro de servicio autorizado en su ciudad, población o en un radio de 70 kilómetros de su ciudad o población, la garantía incluirá cualquier gasto de entrega razonable relacionado con el transporte del producto a su Centro de servicio autorizado más cercano. Por favor, llame al Centro de

servicio autorizado más cercano para obtener las aprobaciones necesarias o la información relacionada con el envío del producto y la dirección de envío.

Esta garantía ampara todas las piezas de hardware del producto e incluye mano de obra.

El procedimiento para hacer efectiva la garantía consiste en la presentación del producto, acompañado de la póliza correspondiente, debidamente sellada por el establecimiento que lo vendió, o la factura, o recibo o comprobante, en el que consten los datos específicos del producto objeto de la compraventa.

Lenovo sólo pueden eximirse de hacer efectiva la garantía en los siguientes casos: a) Cuando el producto se hubiese utilizado en condiciones distintas a las normales. b) Cuando el producto no hubiese sido operado de acuerdo con el instructivo de uso que se le acompaña. c) Cuando el producto hubiese sido alterado o reparado por personas no autorizadas por el fabricante nacional, importador o comercializador responsable respectivo.

Todos los programas de software precargados en el equipo sólo tendrán una garantía de noventa (90) días por defectos de instalación desde la fecha de compra. Lenovo no es responsable de la información incluida en dichos programas de software y /o cualquier programa de software adicional instalado por Usted o instalado después de la compra del producto.

La garantía cubre la atención, revisión y corrección de errores, defectos o inconsistencias que impidan el desempeño normal de un equipo de cómputo en cuanto a su hardware y software. Los servicios no cubiertos por la garantía se cargarán al usuario final, previa obtención de una autorización.

Esta garantía tiene una duración de un año a partir del momento de la compra e incluye la mano de obra, por lo que en caso de aplicarse la garantía, esta no causara ningún gasto o costo para el cliente.

Centros de Servicios autorizados para hacer efectiva la garantía:

- Lenovo México con domicilio en Paseo de Tamarindos No.400-A Piso 27 Arcos, Torre Poniente, Bosques de Las Lomas, Delegación Miguel Hidalgo, C.P. 05120 México, D.F. Teléfono 01800- 083-4916, [http://support.lenovo.com/es\\_MX/product-service/service-provider/default.page](http://support.lenovo.com/es_MX/product-service/service-provider/default.page)
- Lenovo Monterrey con domicilio en Boulevard Escobedo No.316, Apodaca Technology Park, Apodaca, C.P. 66601, Nuevo León, México. Teléfono 01800- 083-4916, [http://support.lenovo.com/es\\_MX/product-service/service-provider/default.page](http://support.lenovo.com/es_MX/product-service/service-provider/default.page)

**Importado por:**

**Lenovo México S. de R.L. de C.V.**

**Av. Santa Fe 505, Piso 15**

**Col. Cruz Manca**

**Cuajimalpa, D.F., México**

**C.P. 05349**

**Tel. (55) 5000 8500**

---

## Appendix C. Electronic emission notices

The following information refers to the Lenovo Wireless Professional Combo Keyboard and Mouse.

---

### Federal Communications Commission Declaration of Conformity

**Lenovo Wireless Professional Combo Keyboard and Mouse - 0A34032**

This equipment has been tested and found to comply with the limits for a Class B digital device, pursuant to Part 15 of the FCC Rules. These limits are designed to provide reasonable protection against harmful interference in a residential installation. This equipment generates, uses, and can radiate radio frequency energy and, if not installed and used in accordance with the instructions, may cause harmful interference to radio communications. However, there is no guarantee that interference will not occur in a particular installation. If this equipment does cause harmful interference to radio or television reception, which can be determined by turning the equipment off and on, the user is encouraged to try to correct the interference by one or more of the following measures:

- Reorient or relocate the receiving antenna.
- Increase the separation between the equipment and receiver.
- Connect the equipment into an outlet on a circuit different from that to which the receiver is connected.
- Consult an authorized dealer or service representative for help.

Lenovo is not responsible for any radio or television interference caused by using other than specified or recommended cables and connectors or by unauthorized changes or modifications to this equipment. Unauthorized changes or modifications could void the user's authority to operate the equipment.

This device complies with Part 15 of the FCC Rules. Operation is subject to the following two conditions: (1) this device may not cause harmful interference, and (2) this device must accept any interference received, including interference that may cause undesired operation.

Responsible party:

Lenovo (United States) Incorporated  
1009 Think Place - Building One  
Morrisville, NC 27560  
Phone Number: 919-294-5900



#### RF Exposure Statement

The radiated energy from the Lenovo Wireless Professional Combo Keyboard and Mouse conforms to the FCC limit of the SAR (Specific Absorption Rate) requirement set forth in 47 CFR Part 2 section 1093.

#### Low Power License-Exempt Radio Communication Devices (RSS-210)

Operation is subject to the following two conditions: (1) this device may not cause interference, and (2) this device must accept any interference, including interference that may cause undesired operation of the device.

#### Permis d'émission à faible puissance – Cas des appareils de communications radio

L'utilisation de ce dispositif est autorisée seulement aux conditions suivantes: (1) il ne doit pas produire de brouillage, et (2) l'utilisateur du dispositif doit être prêt à accepter tout brouillage radioélectrique reçu, même si ce brouillage est susceptible de compromettre le fonctionnement du dispositif.

### **Exposure of humans to RF fields (RSS-102)**

The Lenovo Wireless Professional Combo Keyboard, Mouse, and Dongle employ low gain integral antennas that do not emit RF field in excess of Health Canada limits for the general population; consult Safety Code 6, obtainable from Health Canada's Web site at <http://www.hc-sc.gc.ca/>

The radiated energy from the Lenovo Wireless Professional Combo Keyboard, Mouse, and Dongle antennas conforms to the IC limit of the RF exposure requirement regarding IC RSS-102, Issue 2 clause 4.2.

### **Exposition des êtres humains aux champs radioélectriques (RF) (CNR-102)**

Le clavier sans fil, la souris et le dongle Lenovo ultra mince plus utilisent des antennes intégrales à faible gain qui n'émettent pas un champ électromagnétique supérieur aux normes imposées par le Ministère de la santé canadien pour la population; consultez le Safety Code 6 sur le site Web du Ministère de la santé canadien à l'adresse <http://www.hc-sc.gc.ca/>

L'énergie émise par les antennes du clavier sans fil, la souris et le dongle Lenovo ultra mince plus respecte la limite d'exposition aux radiofréquences telle que définie par Industrie Canada dans la clause 4.2 du document CNR-102.

### **Industry Canada Compliance Statement**

CAN ICES-3(B)/NMB-3(B)

### **European Union - Compliance to the Electromagnetic Compatibility Directive**

This product is in conformity with the protection requirements of EU Council Directive 2004/108/EC on the approximation of the laws of the Member States relating to electromagnetic compatibility. Lenovo cannot accept responsibility for any failure to satisfy the protection requirements resulting from a non-recommended modification of the product, including the installation of option cards from other manufacturers.

This product has been tested and found to comply with the limits for Class B Information Technology Equipment according to European Standard EN 55022. The limits for Class B equipment were derived for typical residential environments to provide reasonable protection against interference with licensed communication devices.

### **Europe - EU Declaration of Conformity for Lenovo Wireless Professional Combo Keyboard and Mouse**

Lenovo, Einsteinova 21, 851 01 Bratislava, Slovakia



### **German Class B compliance statement**

#### **Deutschsprachiger EU Hinweis:**

#### **Hinweis für Geräte der Klasse B EU-Richtlinie zur Elektromagnetischen Verträglichkeit**

Dieses Produkt entspricht den Schutzanforderungen der EU-Richtlinie 2004/108/EG (früher 89/336/EWG) zur Angleichung der Rechtsvorschriften über die elektromagnetische Verträglichkeit in den EU-Mitgliedsstaaten und hält die Grenzwerte der EN 55022 Klasse B ein.

Um dieses sicherzustellen, sind die Geräte wie in den Handbüchern beschrieben zu installieren und zu betreiben. Des Weiteren dürfen auch nur von der Lenovo empfohlene Kabel angeschlossen werden. Lenovo übernimmt keine Verantwortung für die Einhaltung der Schutzanforderungen, wenn das Produkt ohne Zustimmung der Lenovo verändert bzw. wenn Erweiterungskomponenten von Fremdherstellern ohne Empfehlung der Lenovo gesteckt/eingebaut werden.

## Deutschland:

### **Einhaltung des Gesetzes über die elektromagnetische Verträglichkeit von Betriebsmitteln**

Dieses Produkt entspricht dem „Gesetz über die elektromagnetische Verträglichkeit von Betriebsmitteln“ EMVG (früher „Gesetz über die elektromagnetische Verträglichkeit von Geräten“). Dies ist die Umsetzung der EU-Richtlinie 2004/108/EG (früher 89/336/EWG) in der Bundesrepublik Deutschland.

### **Zulassungsbescheinigung laut dem Deutschen Gesetz über die elektromagnetische Verträglichkeit von Betriebsmitteln, EMVG vom 20. Juli 2007 (früher Gesetz über die elektromagnetische Verträglichkeit von Geräten), bzw. der EMV EG Richtlinie 2004/108/EC (früher 89/336/EWG), für Geräte der Klasse B.**

Dieses Gerät ist berechtigt, in Übereinstimmung mit dem Deutschen EMVG das EG-Konformitätszeichen - CE - zu führen. Verantwortlich für die Konformitätserklärung nach Paragraf 5 des EMVG ist die Lenovo (Deutschland) GmbH, Gropiusplatz 10, D-70563 Stuttgart.

Informationen in Hinsicht EMVG Paragraf 4 Abs. (1) 4:

**Das Gerät erfüllt die Schutzanforderungen nach EN 55024 und EN 55022 Klasse B.**

## Korea Class B compliance statement

<b>B급 기기(가정용 방송통신기자재)</b>
이 기기는 가정용(B급) 전자파적합기기로서 주로 가정에서 사용하는 것을 목적으로 하며, 모든 지역에서 사용할 수 있습니다

## Notice for users in Korea

Note that this device has been certified for residential use and may be used in any environment.

**당해 무선설비는 운용중 전파혼신 가능성이 있음.**

(It means that this wireless device may cause radio wave interference during operation)

## Japan VCCI Class B compliance statement

この装置は、クラスB情報技術装置です。この装置は、家庭環境で使用することを目的としていますが、この装置がラジオやテレビジョン受信機に近接して使用されると、受信障害を引き起こすことがあります。

取扱説明書に従って正しい取り扱いをして下さい。

VCCI-B

## Lenovo product service information for Taiwan

台灣 Lenovo 產品服務資訊如下：  
荷蘭商聯想股份有限公司台灣分公司  
台北市內湖區堤頂大道二段89號5樓  
服務電話：0800-000-702

## Eurasian compliance mark







---

## Appendix D. Notices

Lenovo may not offer the products, services, or features discussed in this document in all countries. Consult your local Lenovo representative for information on the products and services currently available in your area. Any reference to a Lenovo product, program, or service is not intended to state or imply that only that Lenovo product, program, or service may be used. Any functionally equivalent product, program, or service that does not infringe any Lenovo intellectual property right may be used instead. However, it is the user's responsibility to evaluate and verify the operation of any other product, program, or service.

Lenovo may have patents or pending patent applications covering subject matter described in this document. The furnishing of this document does not give you any license to these patents. You can send license inquiries, in writing, to:

*Lenovo (United States), Inc.  
1009 Think Place - Building One  
Morrisville, NC 27560  
U.S.A.  
Attention: Lenovo Director of Licensing*

LENOVO PROVIDES THIS PUBLICATION "AS IS" WITHOUT WARRANTY OF ANY KIND, EITHER EXPRESS OR IMPLIED, INCLUDING, BUT NOT LIMITED TO, THE IMPLIED WARRANTIES OF NON-INFRINGEMENT, MERCHANTABILITY OR FITNESS FOR A PARTICULAR PURPOSE. Some jurisdictions do not allow disclaimer of express or implied warranties in certain transactions, therefore, this statement may not apply to you.

This information could include technical inaccuracies or typographical errors. Changes are periodically made to the information herein; these changes will be incorporated in new editions of the publication. Lenovo may make improvements and/or changes in the product(s) and/or the program(s) described in this publication at any time without notice.

---

## Recycling information

Lenovo encourages owners of information technology (IT) equipment to responsibly recycle their equipment when it is no longer needed. Lenovo offers a variety of programs and services to assist equipment owners in recycling their IT products. For information on recycling Lenovo products, go to:  
<http://www.lenovo.com/recycling>

Recycling and disposal information for Japan is available at:  
<http://www.lenovo.com/recycling/japan>

---

## Recycling information for Brazil

### Declarações de Reciclagem no Brasil

#### Descarte de um Produto Lenovo Fora de Uso

Equipamentos elétricos e eletrônicos não devem ser descartados em lixo comum, mas enviados à pontos de coleta, autorizados pelo fabricante do produto para que sejam encaminhados e processados por empresas especializadas no manuseio de resíduos industriais, devidamente certificadas pelos órgãos ambientais, de acordo com a legislação local.

A Lenovo possui um canal específico para auxiliá-lo no descarte desses produtos. Caso você possua um produto Lenovo em situação de descarte, ligue para o nosso SAC ou encaminhe um e-mail para: [reciclar@lenovo.com](mailto:reciclar@lenovo.com), informando o modelo, número de série e cidade, a fim de enviarmos as instruções para o correto descarte do seu produto Lenovo.

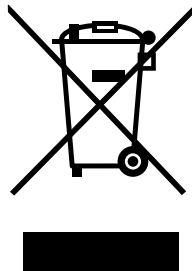
---

## Export Classification Notice

This product is subject to the United States Export Administration regulations (EAR) and has an Export Classification Control Number (ECCN) of 5A992.c. It can be re-exported except to any of the embargoed countries in the EAR E1 country list.

---

## Important WEEE information



Electrical and electronic equipment marked with the symbol of a crossed-out wheeled bin may not be disposed as unsorted municipal waste. Waste of electrical and electronic equipment (WEEE) shall be treated separately using the collection framework available to customers for the return, recycling, and treatment of WEEE.

Country-specific information is available at:  
<http://www.lenovo.com/recycling>

---

## Trademarks

Lenovo and the Lenovo logo are trademarks of Lenovo in the United States, other countries, or both.

Microsoft, Windows, and Windows Vista are trademarks of the Microsoft group of companies.

Other company, product, or service names may be trademarks or service marks of others.

## Appendix E. Restriction of Hazardous Substances Directive (RoHS)

### European Union RoHS

Lenovo products sold in the European Union, on or after 3 January 2013 meet the requirements of Directive 2011/65/EU on the restriction of the use of certain hazardous substances in electrical and electronic equipment (“RoHS recast” or “RoHS 2”).


For more information about Lenovo progress on RoHS, go to:  
[http://www.lenovo.com/social\\_responsibility/us/en/RoHS\\_Communication.pdf](http://www.lenovo.com/social_responsibility/us/en/RoHS_Communication.pdf)

### China RoHS

The information in the following table is applicable for products manufactured on or after March 1, 2007 for sale in the People’s Republic of China.


Lenovo 电脑选件	有毒有害物质或元素					
	铅 (Pb)	汞 (Hg)	镉 (Cd)	六价铬 (Cr(VI))	多溴联苯 (PBB)	多溴二苯醚 (PBDE)
键盘	X	O	O	O	O	O

O：表示该有毒有害物质在该部件所有均质材料中的含量均在SJ/T 11363-2006标准规定的限量要求以下。  
X：表示该有毒有害物质至少在该部件的某一均质材料中的含量超出SJ/T 11363-2006标准规定的限量要求。  
对于销往欧盟的产品，标有“X”的项目均符合欧盟指令2002/95/EC 豁免条款。

 在中华人民共和国境内销售的电子信息产品上将印有“环保使用期” (EPUP)符号。圆圈中的数字代表产品的正常环保使用年限。

Lenovo 电脑选件	有毒有害物质或元素					
	铅 (Pb)	汞 (Hg)	镉 (Cd)	六价铬 (Cr(VI))	多溴联苯 (PBB)	多溴二苯醚 (PBDE)
鼠标	X	O	O	O	O	O

O：表示该有毒有害物质在该部件所有均质材料中的含量均在SJ/T 11363-2006标准规定的限量要求以下。  
X：表示该有毒有害物质至少在该部件的某一均质材料中的含量超出SJ/T 11363-2006标准规定的限量要求。  
对于销往欧盟的产品，标有“X”的项目均符合欧盟指令2002/95/EC 豁免条款。

 在中华人民共和国境内销售的电子信息产品上将印有“环保使用期” (EPUP)符号。圆圈中的数字代表产品的正常环保使用年限。

### Turkish RoHS

The Lenovo product meets the requirements of the Republic of Turkey Directive on the Restriction of the Use of Certain Hazardous Substances in Electrical and Electronic Equipment (EEE).

#### Türkiye AEEE Yönetmeliğine Uygunluk Beyanı

Bu Lenovo ürünü, T.C. Çevre ve Orman Bakanlığı'nın “Atık Elektrik ve Elektronik Eşyalarda Bazı Zararlı Maddelerin Kullanımının Sınırlandırılmasına Dair Yönetmelik (AEEE)” direktiflerine uygundur.

AEEE Yönetmeliğine Uygundur.

---

## **Ukraine RoHS**

Цим підтверджуємо, що продукція Леново відповідає вимогам нормативних актів України, які обмежують вміст небезпечних речовин

---

## **India RoHS**

RoHS compliant as per E-Waste (Management & Handling) Rules, 2011.



***lenovo***<sup>®</sup>