

**Plug it. Forget it. Add to it.**

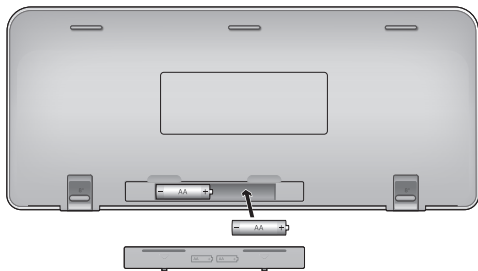
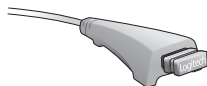
You've got a Logitech® Unifying receiver. Now add a compatible wireless keyboard or mouse that uses the same receiver. It's easy. Just start the Logitech® Unifying software\* and follow the onscreen instructions. For more information and to download the software, visit [www.logitech.com/unifying](http://www.logitech.com/unifying)

\*Go to Start / All Programs / Logitech / Unifying / Logitech Unifying Software

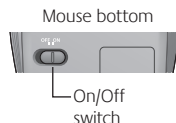
## Troubleshooting

### Keyboard and mouse are not working

- ✓ **Check the USB connection.** Also, try changing USB ports.
- ✓ **Move closer?** Try moving the keyboard and mouse closer to the Unifying receiver, or plug the Unifying receiver into the receiver extender cable to bring it closer to the keyboard and mouse.
- ✓ **Check battery installation.** Also check the battery power of each device.  
(See *Battery management* for more information.)



On the mouse bottom, slide the On/Off switch right to turn on the mouse. The Battery LED on the mouse top case should light green for 10 seconds. (See *Battery management* for more information.)



## Troubleshooting

- ✔ **Are you experiencing slow or jerky cursor movement?**  
Try the mouse on a different surface (e.g., deep, dark surfaces may affect how the cursor moves on the computer screen).
- ✔ **Is the keyboard turned on?** Slide the keyboard Off/On switch to the **On** position, as shown in the image below. The keyboard Status icons should light up.



- ✔ **Re-establish the connection.** Use the Unifying software to reset the connection between the keyboard/mouse and Unifying receiver. Refer to the Unifying section in this guide for more information (p. 16).

For additional help, refer to the Customer Support telephone numbers on page 60. Also visit [www.logitech.com/comfort](http://www.logitech.com/comfort) for more information about using your product, and for ergonomics.

[www.logitech.com/support](http://www.logitech.com/support)



United States	+1 646-454-3200
---------------	-----------------

---

Argentina	+0800 555 3284
-----------	----------------

---

Brasil	+0800 891 4173
--------	----------------

---

Canada	+1-866-934-5644
--------	-----------------

---

Chile	1230 020 5484
-------	---------------

---

Latin America	+55 11 3444 6761
---------------	------------------

---

Mexico	001 800 578 9619
--------	------------------

## **Federal Communication Commission Interference Statement**

This equipment has been tested and found to comply with the limits for a Class B digital device, pursuant to Part 15 of the FCC Rules. These limits are designed to provide reasonable protection against harmful interference in a residential installation. This equipment generates, uses and can radiate radio frequency energy and, if not installed and used in accordance with the instructions, may cause harmful interference to radio communications. However, there is no guarantee that interference will not occur in a particular installation. If this equipment does cause harmful interference to radio or television reception, which can be determined by turning the equipment off and on, the user is encouraged to try to correct the interference by one of the following measures:

- Reorient or relocate the receiving antenna.
- Increase the separation between the equipment and receiver.
- Connect the equipment into an outlet on a circuit different from that to which the receiver is connected.
- Consult the dealer or an experienced radio/TV technician for help.

**FCC Caution:** Any changes or modifications not expressly approved by the party responsible for compliance could void the user's authority to operate this equipment.

This device complies with Part 15 of the FCC Rules. Operation is subject to the following two conditions: (1) This device may not cause harmful interference, and (2) this device must accept any interference received, including interference that may cause undesired operation.

### **Industry Canada Statement**

This device complies with RSS-210 of the Industry Canada Rules. Operation is subject to the following two conditions:

- 1) this device may not cause interference and
- 2) this device must accept any interference, including interference that may cause undesired operation of the device

**台灣使用應注意之事項:**

經型式認證合格之低功率射頻電機，非經許可，公司、商號或使用者均不得擅自變更頻率、加大功率或變更原設計之特性及功能。

低功率射頻電機之使用不得影響飛航安全及干擾合法通信；經發現有干擾現象時，應立即停用，並改善至無干擾時方得繼續使用。前項合法通信，指依電信法規規定作業之無線電通信。低功率射頻電機須忍受合法通信或工業、科學及醫療用電波輻射性電機設備之干擾。



[www.logitech.com](http://www.logitech.com)

© 2010 Logitech. All rights reserved. Logitech, the Logitech logo, and other Logitech marks are owned by Logitech and may be registered. All other trademarks are the property of their respective owners. Logitech assumes no responsibility for any errors that may appear in this manual. Information contained herein is subject to change without notice.

© 2010 Logitech. Tous droits réservés. Logitech, le logo Logitech et les autres marques Logitech sont la propriété exclusive de Logitech et sont susceptibles d'être des marques déposées. Toutes les autres marques sont la propriété exclusive de leurs détenteurs respectifs. Logitech décline toute responsabilité en cas d'erreurs dans ce manuel. Les informations énoncées dans le présent document peuvent faire l'objet de modifications sans avis préalable.

**620-002460.002**