


PHOTOGRAPHS OF THE TEST CONFIGURATION

E-Field (Charging Mode - Left)



E-Field (Charging Mode - Right)



E-Field (Charging Mode – Z-axis)




E-Field (Charging Mode - Top)



E-Field (Charging Mode - Bottom)



E-Field (Standby Mode - Left)




E-Field (Standby Mode - Right)



E-Field (Standby Mode – Z-axis)



E-Field (Standby Mode - Top)




E-Field (Standby Mode - Bottom)




H-Field (Charging Mode - Left)




H-Field (Charging Mode - Right)




H-Field (Charging Mode – Z-axis)




H-Field (Charging Mode - Top)



H-Field (Charging Mode - Bottom)



H-Field (Standby Mode - Left)



H-Field (Standby Mode - Right)



H-Field (Standby Mode – Z-axis)



H-Field (Standby Mode - Top)



H-Field (Standby Mode - Bottom)

