

PHOTOGRAPHS OF THE TEST CONFIGURATION



CONDUCTED EMISSION TEST-Mode B





CONDUCTED EMISSION TEST-Mode C



RADIATED EMISSION TEST-Mode A
<Frequency Range below 1GHz>



RADIATED EMISSION TEST-Mode B
<Frequency Range below 1GHz>



RADIATED EMISSION TEST-Mode A
<Frequency Range above 1GHz>

