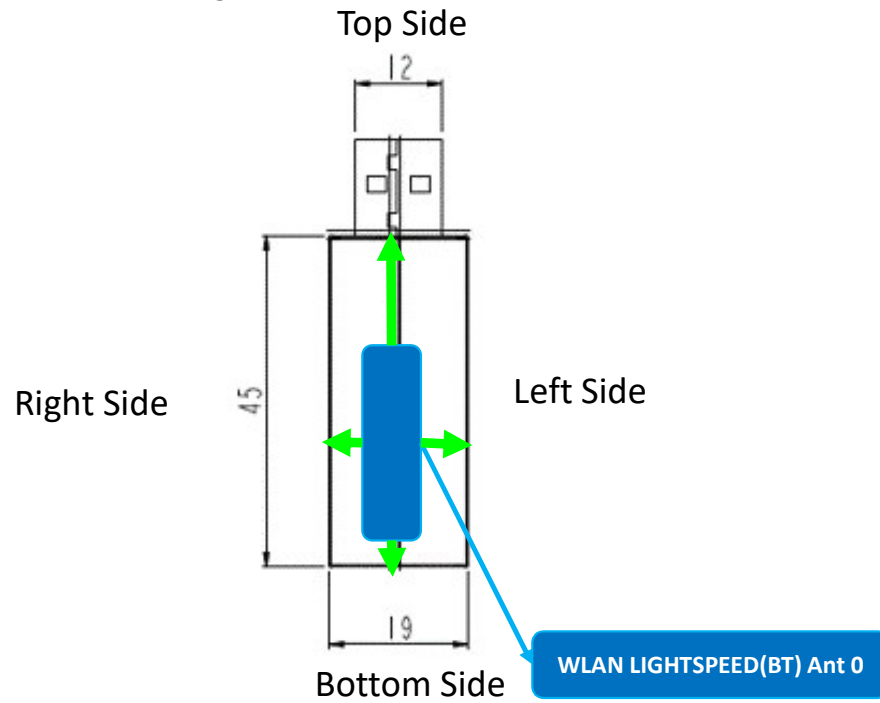


Photographs of EUT Setup and Antenna Location

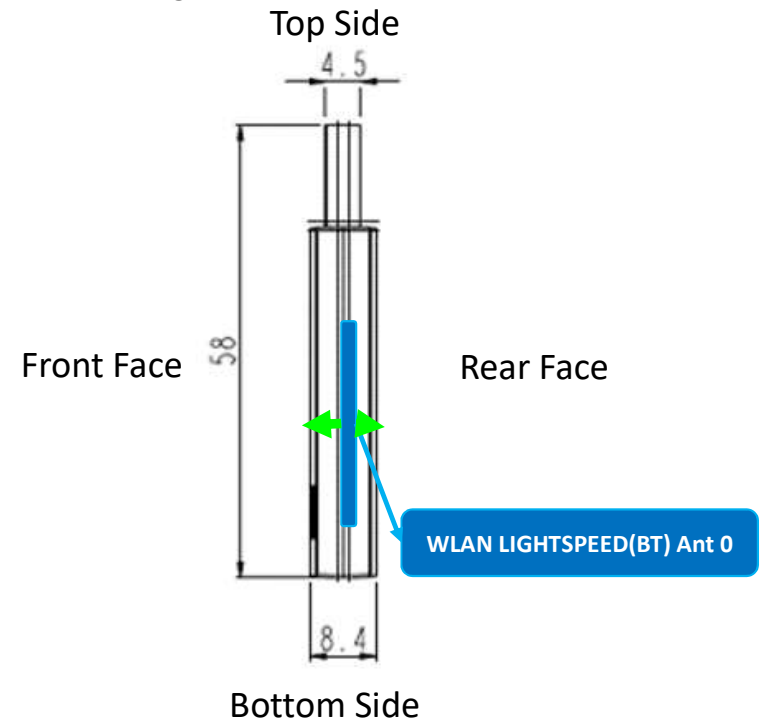
The photographs of EUT and setup for SAR testing are shown as follows.

<Rear Face View> Dongle



Antenna	To Top Side	To Bottom Side	To Left Side	To Right Side
	(mm)	(mm)	(mm)	(mm)
WLAN LIGHTSPEED(BT) Ant 0	27.00	2.50	5.20	7.00

<Right Side View> Dongle



Antenna	To Front Side	To Rear Side
	(mm)	(mm)
WLAN LIGHTSPEED(BT) Ant 0	5.40	3.00


<Photographs of Body SAR Test Setup>



Horizontal Up of EUT Tested at 5 mm




Horizontal Down of EUT Tested at 5 mm



Vertical Front of EUT Tested at 5 mm



Vertical Back of EUT Tested at 5 mm



Tip Mode of EUT Tested at 5 mm