




Appendix B Test setup photographs

Photograph 1 EUT test setup






Photograph 2 Radiated emission measurements test setup with loop antenna, 9 kHz – 30 MHz frequency range, anechoic chamber method





Photograph 3 Radiated emission measurements test setup with biconilog antenna, 30 MHz – 1000 MHz frequency range, anechoic chamber method






Photograph 4 Conducted emission measurements test setup





Photograph 5 Frequency tolerance test setup





Photograph 6 Frequency tolerance test setup

