

Test Laboratory: Compliance Certification Services Inc.

## D835V2-SN 4d015-Body

**DUT: Dipole 835 MHz; Type: D835V2; Serial: 4d015**

Communication System: CW 835; Frequency: 835 MHz; Duty Cycle: 1:1

Medium parameters used (interpolated):  $f = 835$  MHz;  $\sigma = 0.981$  mho/m;  $\epsilon_r = 54.9$ ;  $\rho = 1000$  kg/m<sup>3</sup>

Phantom section: Flat Section

Air Temperature: 24.6 deg C; Liquid Temperature: 23.6 deg C

Area Scan Find Secondary Maximum Within 2dB and with a peak SAR value greater than 0.0012W/kg

DASY4 Configuration:

- Probe: EX3DV4 - SN3554; ConvF(7.28, 7.28, 7.28);
- Sensor-Surface: 2.5mm (Mechanical Surface Detection)
- Electronics: DAE4 Sn558; Calibrated: 2009/7/17
- Phantom: Flat Phantom ELI4.0; Type: QDOVA001BA; Serial: 1052
- Measurement SW: DASY4, V4.7 Build 80; Postprocessing SW: SEMCAD, V1.8 Build 186

**d=10mm, Pin=250mW/Area Scan (7x7x1):** Measurement grid: dx=15mm, dy=15mm

Maximum value of SAR (measured) = 3.15 mW/g

**d=10mm, Pin=250mW/Zoom Scan (7x7x7)/Cube 0:** Measurement grid: dx=5mm, dy=5mm, dz=5mm

Reference Value = 53.7 V/m; Power Drift = -0.034 dB

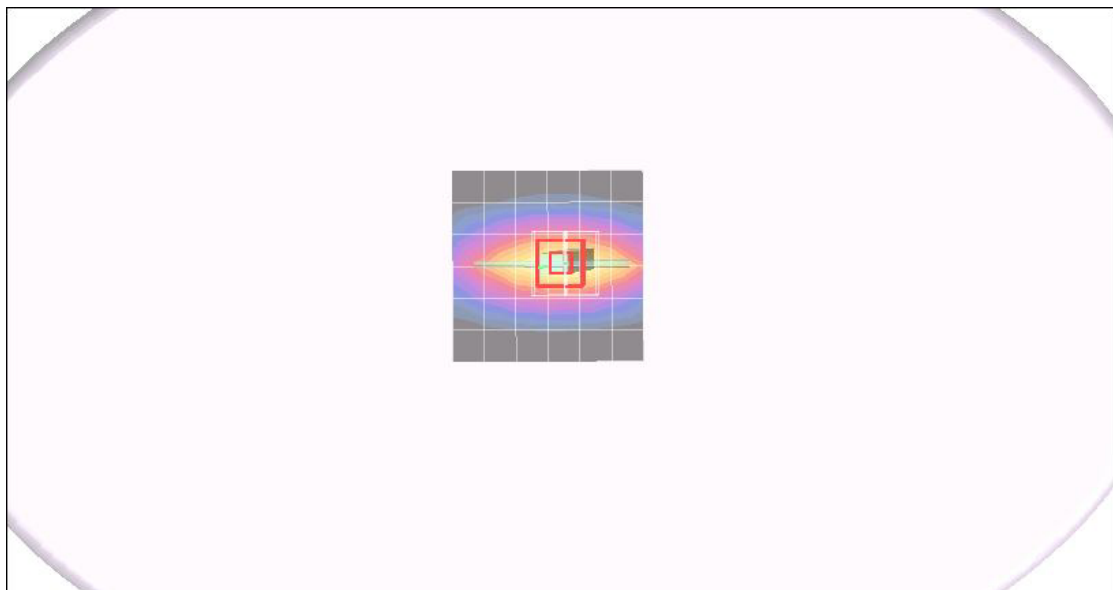
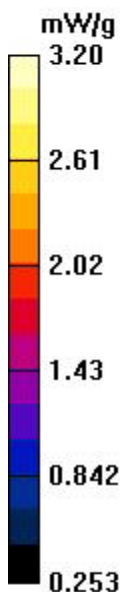
Peak SAR (extrapolated) = 3.90 W/kg

**SAR(1 g) = 2.43 mW/g; SAR(10 g) = 1.66 mW/g**

Maximum value of SAR (measured) = 3.25 mW/g

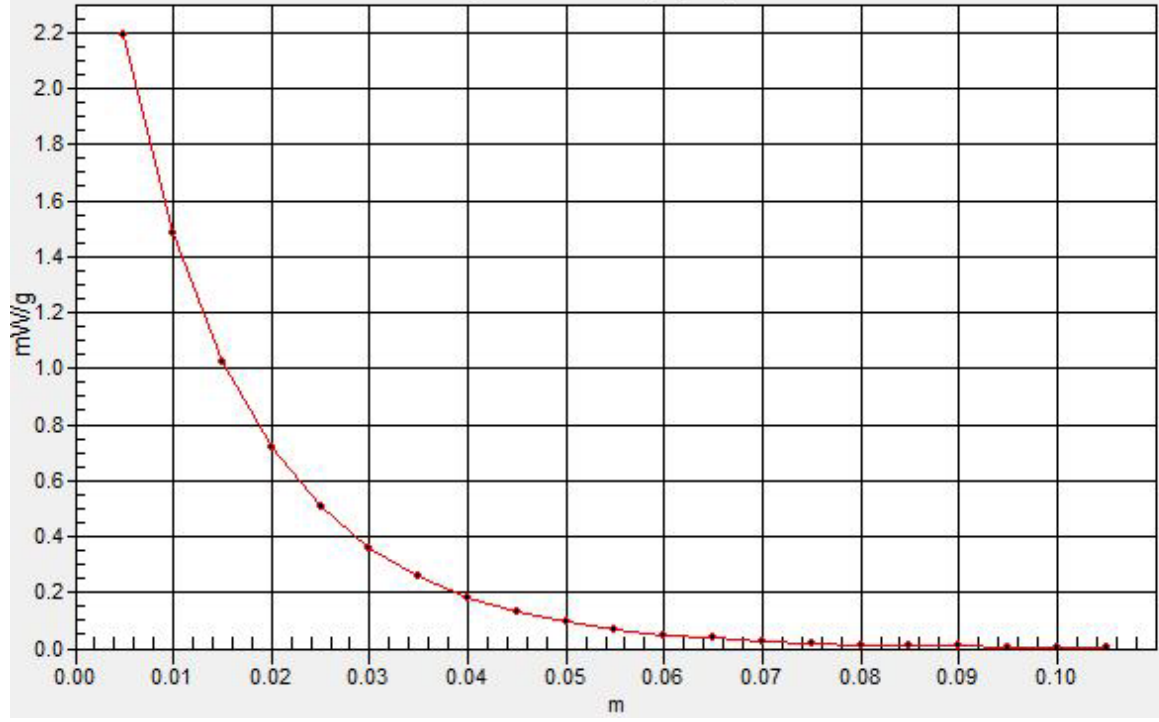
**d=10mm, Pin=250mW/Z Scan (1x1x21):** Measurement grid: dx=20mm, dy=20mm, dz=5mm

Maximum value of SAR (measured) = 2.19 mW/g



# SAR(x,y,z,f0)

SAR; Z Scan: Value Along Z, X=0, Y=0



Test Laboratory: Compliance Certification Services Inc.

## D1900V2 SN-5d056 Body

**DUT: Dipole 1900 MHz; Type: D1900V2; Serial: 5d056**

Communication System: PCS 1900; Frequency: 1900 MHz; Duty Cycle: 1:1  
Medium parameters used:  $f = 1900$  MHz;  $\sigma = 1.52$  mho/m;  $\epsilon_r = 51.7$ ;  $\rho = 1000$  kg/m<sup>3</sup>

Phantom section: Flat Section

Air Temperature: 24.6 deg C; Liquid Temperature: 23.6 deg C

Area Scan Find Secondary Maximum Within 2dB and with a peak SAR value greater than 0.0012W/kg

DASY4 Configuration:

- Probe: EX3DV4 - SN3554; ConvF(5.97, 5.97, 5.97);
- Sensor-Surface: 2.5mm (Mechanical Surface Detection)
- Electronics: DAE4 Sn558; Calibrated: 2009/7/17
- Phantom: Flat Phantom ELI4.0; Type: QDOVA001BA; Serial: SN: 1052
- Measurement SW: DASY4, V4.7 Build 80; Postprocessing SW: SEMCAD, V1.8 Build 186

**Pin=250mW,d=10mm/Area Scan (6x6x1):** Measurement grid: dx=15mm, dy=15mm

Maximum value of SAR (measured) = 9.58 mW/g

**Pin=250mW,d=10mm/Zoom Scan (7x7x7)/Cube 0:** Measurement grid: dx=5mm, dy=5mm, dz=5mm

Reference Value = 98.8 V/m; Power Drift = -0.028 dB

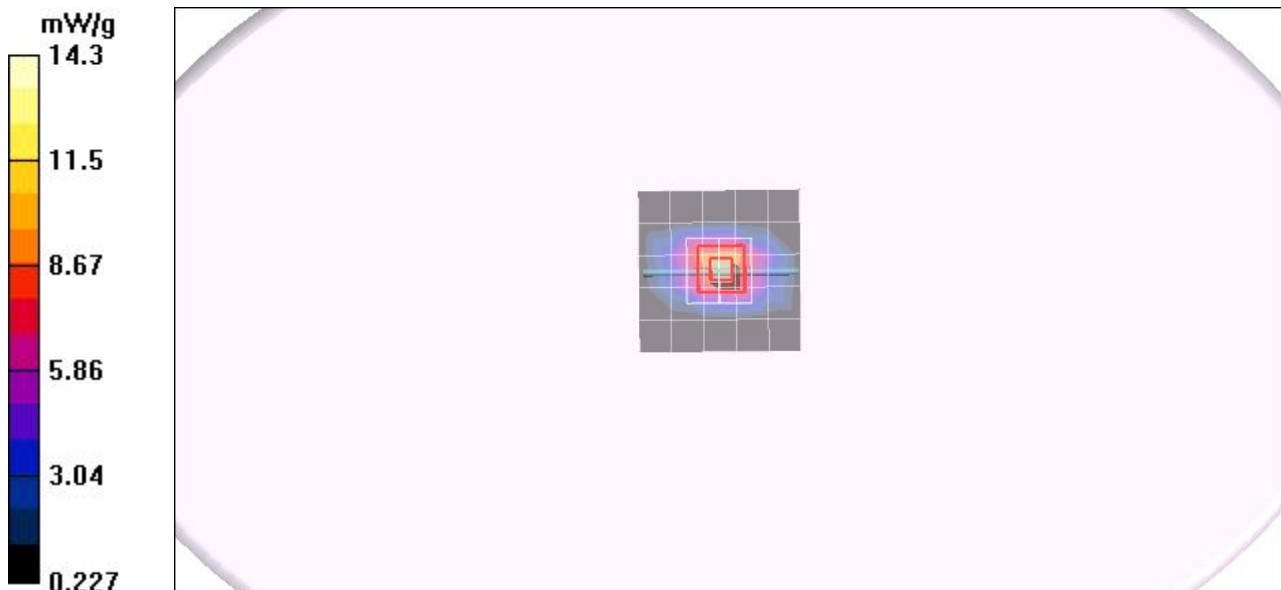
Peak SAR (extrapolated) = 19.5 W/kg

**SAR(1 g) = 10.6 mW/g; SAR(10 g) = 5.45 mW/g**

Maximum value of SAR (measured) = 14.2 mW/g

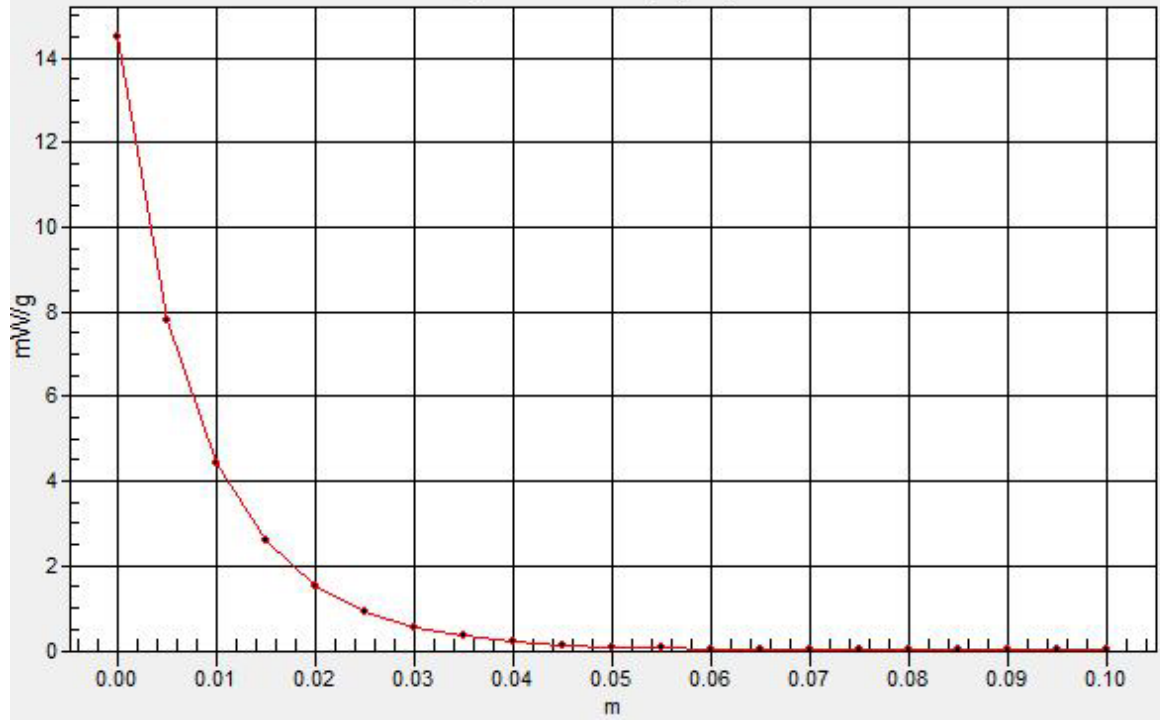
**Pin=250mW,d=10mm/Z Scan (1x1x21):** Measurement grid: dx=20mm, dy=20mm, dz=5mm

Maximum value of SAR (measured) = 14.2 mW/g



# SAR(x,y,z,f0)

SAR; Z Scan: Value Along Z, X=0, Y=0



Test Laboratory: Compliance Certification Services Inc.

## D2450V2 SN-728 Body

**DUT: Dipole 2450 MHz; Type: D2450V2; Serial: D2450V2 - SN:728**

Communication System: CW2450; Frequency: 2450 MHz; Duty Cycle: 1:1

Medium parameters used:  $f = 2450$  MHz;  $\sigma = 1.94$  mho/m;  $\epsilon_r = 51.9$ ;  $\rho = 1000$  kg/m<sup>3</sup>

Phantom section: Flat Section

Air Temperature: 24.3 deg C; Liquid Temperature: 23.3 deg C

Area Scan Find Secondary Maximum Within 2dB and with a peak SAR value greater than 0.0012W/kg

DASY4 Configuration:

- Probe: EX3DV4 - SN3554; ConvF(5.8, 5.8, 5.8);
- Sensor-Surface: 2.5mm (Mechanical Surface Detection)
- Electronics: DAE4 Sn558; Calibrated: 2009/7/17
- Phantom: Flat Phantom ELI4.0; Type: QDOVA001BA; Serial: SN: 1052
- Measurement SW: DASY4, V4.7 Build 80; Postprocessing SW: SEMCAD, V1.8 Build 186

**Pin=250mW,d=10mm/Area Scan (6x6x1):** Measurement grid: dx=15mm, dy=15mm

Maximum value of SAR (measured) = 12.9 mW/g

**Pin=250mW,d=10mm/Zoom Scan (7x7x7)/Cube 0:** Measurement grid: dx=5mm, dy=5mm, dz=5mm

Reference Value = 96.9 V/m; Power Drift = -0.033 dB

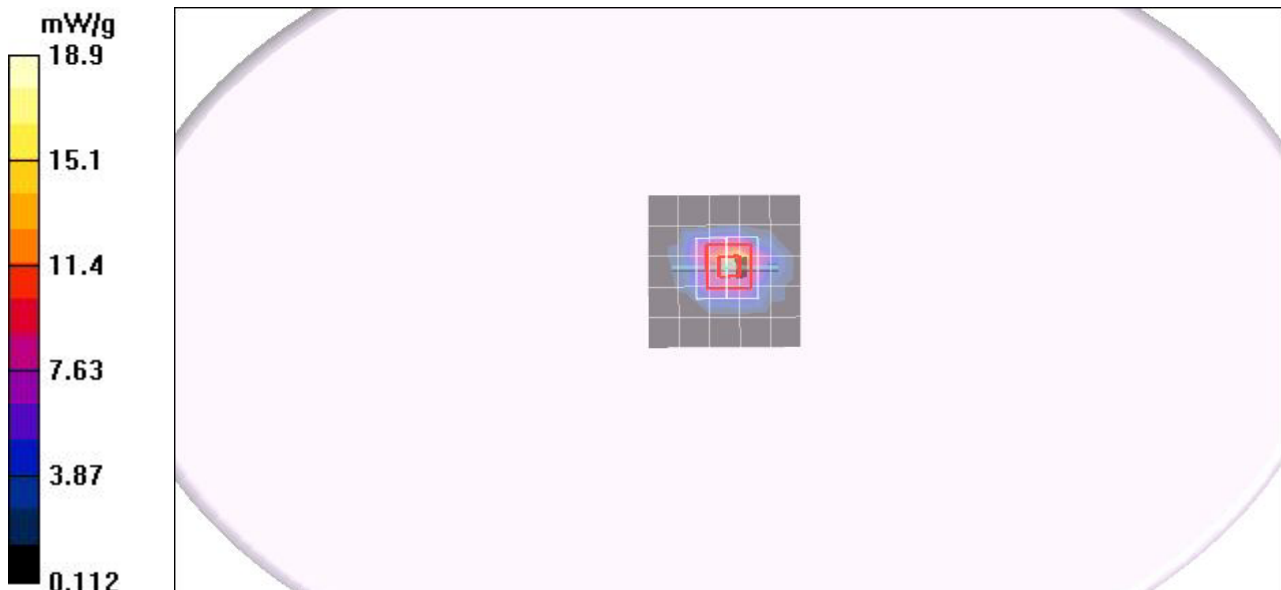
Peak SAR (extrapolated) = 25.9 W/kg

**SAR(1 g) = 13.1 mW/g; SAR(10 g) = 6.11 mW/g**

Maximum value of SAR (measured) = 17.5 mW/g

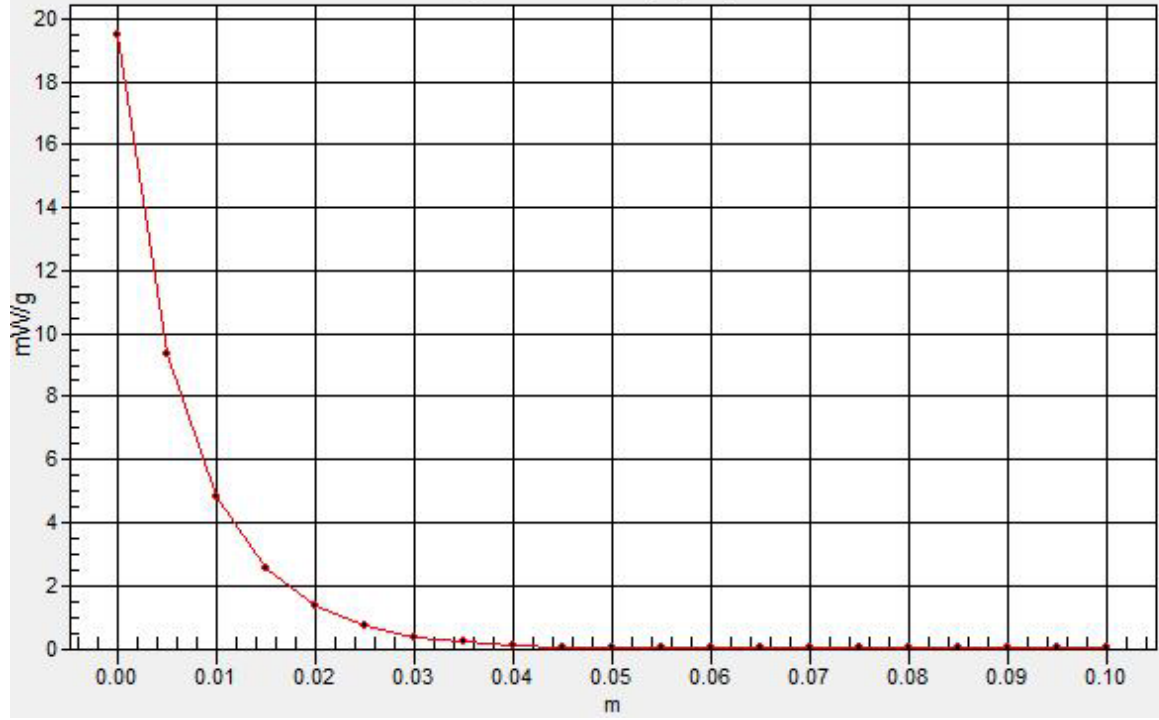
**Pin=250mW,d=10mm/Z Scan (1x1x21):** Measurement grid: dx=20mm, dy=20mm, dz=5mm

Maximum value of SAR (measured) = 18.5 mW/g



# SAR(x,y,z,f0)

SAR; Z Scan: Value Along Z, X=0, Y=0



Test Laboratory: Compliance Certification Services Inc.

## GPRS 850 -Body z-2065

**DUT: z-2065; Type: Bar-code scanner; Serial: N/A**

Communication System: GPRS 850; Frequency: 824.2 MHz; Duty Cycle: 1:4

Medium parameters used (interpolated):  $f = 824.2$  MHz;  $\sigma = 0.971$  mho/m;  $\epsilon_r = 55$ ;  $\rho = 1000$  kg/m<sup>3</sup>

Phantom section: Flat Section

Air Temperature: 24.6 deg C; Liquid Temperature: 23.6 deg C

Area Scan Find Secondary Maximum Within 2dB and with a peak SAR value greater than 0.0012W/kg

DASY4 Configuration:

- Probe: EX3DV4 - SN3554; ConvF(7.28, 7.28, 7.28);
- Sensor-Surface: 2.5mm (Mechanical Surface Detection)
- Electronics: DAE4 Sn558; Calibrated: 2009/7/17
- Phantom: Flat Phantom ELI4.0; Type: QDOVA001BA; Serial: SN: 1052
- Measurement SW: DASY4, V4.7 Build 80; Postprocessing SW: SEMCAD, V1.8 Build 186

**GPRS Body Face Up Low CH128/Area Scan (9x18x1):** Measurement grid: dx=15mm, dy=15mm

Maximum value of SAR (measured) = 0.355 mW/g

**GPRS Body Face Up Low CH128/Zoom Scan (7x7x9)/Cube 0:**

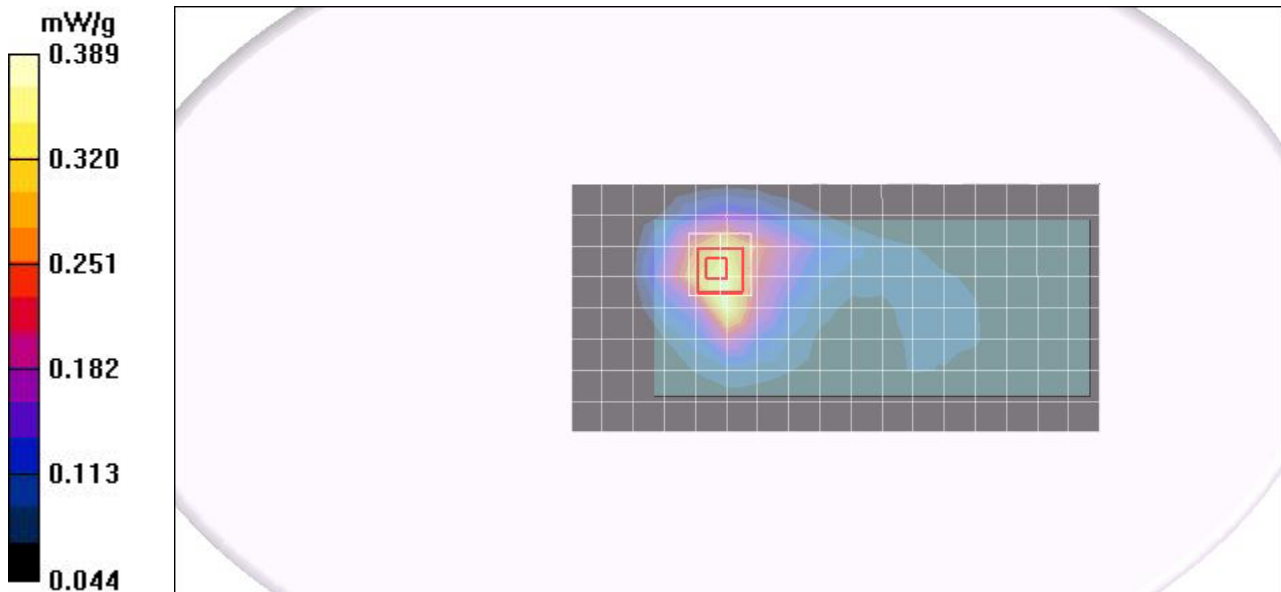
Measurement grid: dx=5mm, dy=5mm, dz=3mm

Reference Value = 17.8 V/m; Power Drift = -0.061 dB

Peak SAR (extrapolated) = 0.502 W/kg

**SAR(1 g) = 0.317 mW/g; SAR(10 g) = 0.207 mW/g**

Maximum value of SAR (measured) = 0.389 mW/g



Test Laboratory: Compliance Certification Services Inc.

## GPRS 850 -Body z-2065

**DUT: z-2065; Type: Bar-code scanner; Serial: N/A**

Communication System: GPRS 850; Frequency: 824.2 MHz; Duty Cycle: 1:4

Medium parameters used (interpolated):  $f = 824.2$  MHz;  $\sigma = 0.971$  mho/m;  $\epsilon_r = 55$ ;  $\rho = 1000$  kg/m<sup>3</sup>

Phantom section: Flat Section

Air Temperature: 24.6 deg C; Liquid Temperature: 23.6 deg C

Area Scan Find Secondary Maximum Within 2dB and with a peak SAR value greater than 0.0012W/kg

DASY4 Configuration:

- Probe: EX3DV4 - SN3554; ConvF(7.28, 7.28, 7.28);
- Sensor-Surface: 2.5mm (Mechanical Surface Detection)
- Electronics: DAE4 Sn558; Calibrated: 2009/7/17
- Phantom: Flat Phantom ELI4.0; Type: QDOVA001BA; Serial: SN: 1052
- Measurement SW: DASY4, V4.7 Build 80; Postprocessing SW: SEMCAD, V1.8 Build 186

### GPRS Body Face Down Low CH128/Area Scan (9x18x1):

Measurement grid: dx=15mm, dy=15mm

Maximum value of SAR (measured) = 0.521 mW/g

### GPRS Body Face Down Low CH128/Zoom Scan (7x7x9)/Cube

**0:** Measurement grid: dx=5mm, dy=5mm, dz=3mm

Reference Value = 18.6 V/m; Power Drift = -0.036 dB

Peak SAR (extrapolated) = 1.08 W/kg

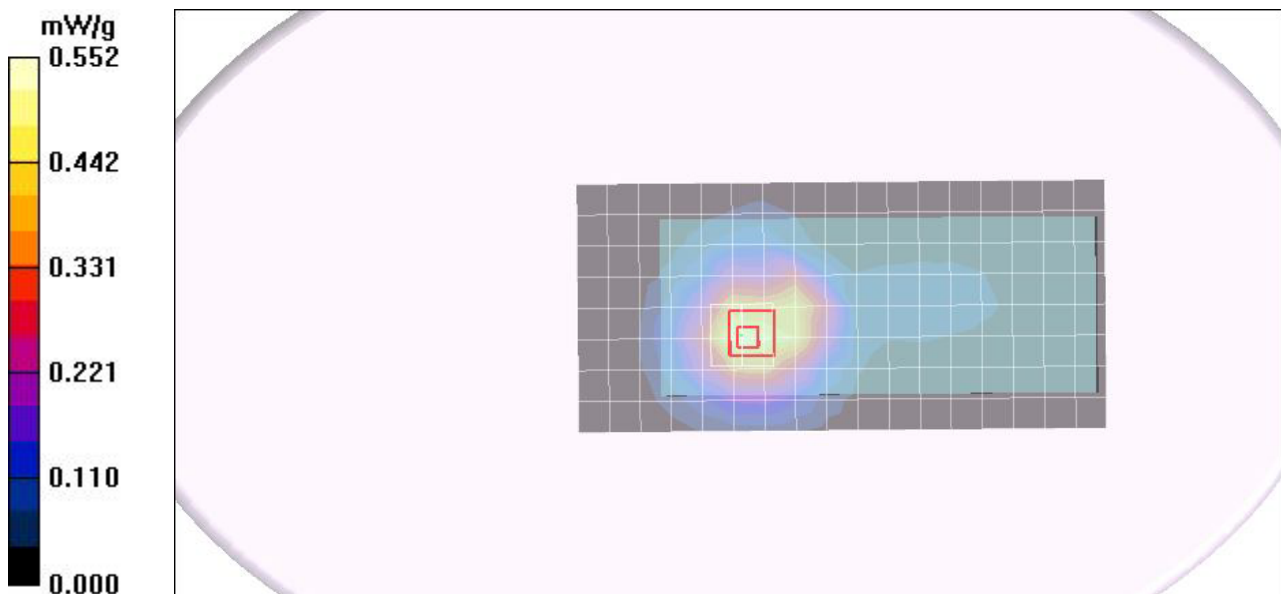
**SAR(1 g) = 0.455 mW/g; SAR(10 g) = 0.310 mW/g**

Maximum value of SAR (measured) = 0.552 mW/g

### GPRS Body Face Down Low CH128/Z Scan (1x1x21):

Measurement grid: dx=20mm, dy=20mm, dz=5mm

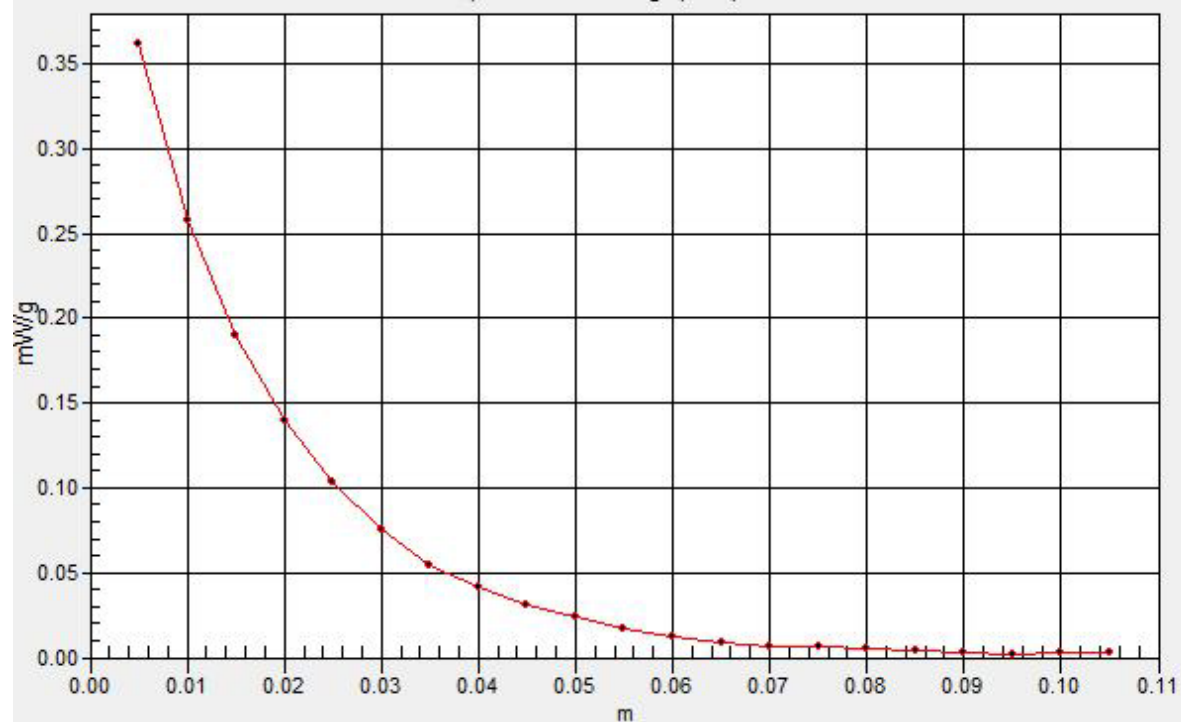
Maximum value of SAR (measured) = 0.362 mW/g





# SAR(x,y,z,f0)

SAR; Z Scan: Value Along Z, X=0, Y=0



Test Laboratory: Compliance Certification Services Inc.

## EGPRS 850 -Body z-2065

**DUT: z-2065; Type: Bar-code scanner; Serial: N/A**

Communication System: EGPRS 850; Frequency: 824.2 MHz; Duty Cycle: 1:4

Medium parameters used (interpolated):  $f = 824.2$  MHz;  $\sigma = 0.971$  mho/m;  $\epsilon_r = 55$ ;  $\rho = 1000$  kg/m<sup>3</sup>

Phantom section: Flat Section

Air Temperature: 24.6 deg C; Liquid Temperature: 23.6 deg C

Area Scan Find Secondary Maximum Within 2dB and with a peak SAR value greater than 0.0012W/kg

DASY4 Configuration:

- Probe: EX3DV4 - SN3554; ConvF(7.28, 7.28, 7.28);
- Sensor-Surface: 2.5mm (Mechanical Surface Detection)
- Electronics: DAE4 Sn558; Calibrated: 2009/7/17
- Phantom: Flat Phantom ELI4.0; Type: QDOVA001BA; Serial: SN: 1052
- Measurement SW: DASY4, V4.7 Build 80; Postprocessing SW: SEMCAD, V1.8 Build 186

### EGPRS Body Face Down Low CH128/Area Scan (9x11x1):

Measurement grid: dx=15mm, dy=15mm

Maximum value of SAR (measured) = 0.165 mW/g

### EGPRS Body Face Down Low CH128/Zoom Scan (7x7x9)/Cube

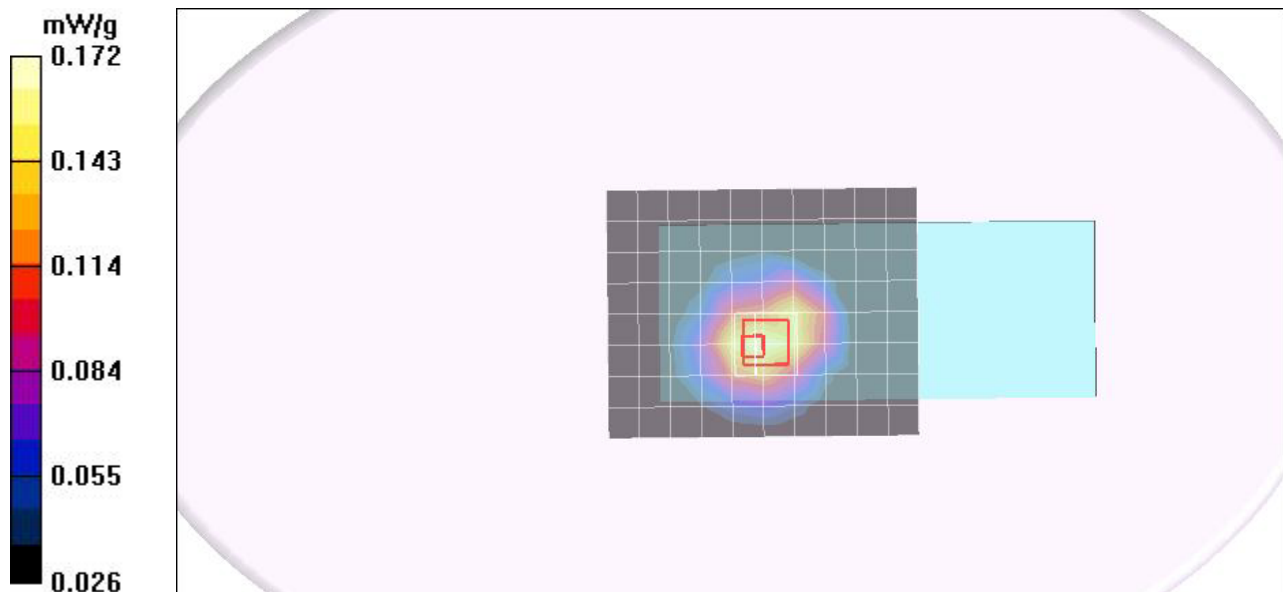
**0:** Measurement grid: dx=5mm, dy=5mm, dz=3mm

Reference Value = 9.55 V/m; Power Drift = -0.025 dB

Peak SAR (extrapolated) = 0.223 W/kg

**SAR(1 g) = 0.143 mW/g; SAR(10 g) = 0.101 mW/g**

Maximum value of SAR (measured) = 0.172 mW/g



Test Laboratory: Compliance Certification Services Inc.

## GPRS 1900 -Body z-2065

**DUT: z-2065; Type: Bar-code scanner; Serial: N/A**

Communication System: GPRS 1900; Frequency: 1850.2 MHz; Duty Cycle: 1:4

Medium parameters used (interpolated):  $f = 1850.2$  MHz;  $\sigma = 1.46$  mho/m;  $\epsilon_r = 51.9$ ;  $\rho = 1000$  kg/m<sup>3</sup>

Phantom section: Flat Section

Air Temperature: 24.6 deg C; Liquid Temperature: 23.6 deg C

Area Scan Find Secondary Maximum Within 2dB and with a peak SAR value greater than 0.0012W/kg

DASY4 Configuration:

- Probe: EX3DV4 - SN3554; ConvF(5.97, 5.97, 5.97);
- Sensor-Surface: 2.5mm (Mechanical Surface Detection)
- Electronics: DAE4 Sn558; Calibrated: 2009/7/17
- Phantom: Flat Phantom ELI4.0; Type: QDOVA001BA; Serial: SN: 1052
- Measurement SW: DASY4, V4.7 Build 80; Postprocessing SW: SEMCAD, V1.8 Build 186

**GPRS Body Face Up Low CH512/Area Scan (9x11x1):** Measurement grid: dx=15mm, dy=15mm

Maximum value of SAR (measured) = 0.233 mW/g

**GPRS Body Face Up Low CH512/Zoom Scan (7x7x9)/Cube 0:**

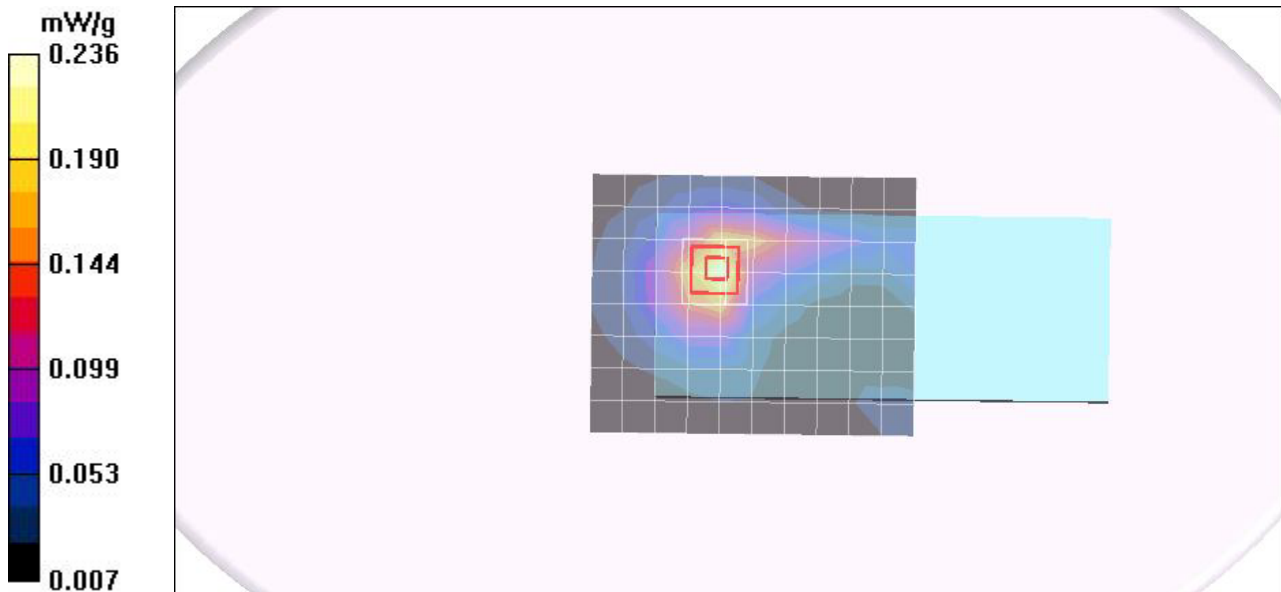
Measurement grid: dx=5mm, dy=5mm, dz=3mm

Reference Value = 10.5 V/m; Power Drift = -0.044 dB

Peak SAR (extrapolated) = 0.357 W/kg

**SAR(1 g) = 0.176 mW/g; SAR(10 g) = 0.093 mW/g**

Maximum value of SAR (measured) = 0.236 mW/g



Test Laboratory: Compliance Certification Services Inc.

## GPRS 1900 -Body z-2065

**DUT: z-2065; Type: Bar-code scanner; Serial: N/A**

Communication System: GPRS 1900; Frequency: 1850.2 MHz; Duty Cycle: 1:4

Medium parameters used (interpolated):  $f = 1850.2$  MHz;  $\sigma = 1.46$  mho/m;  $\epsilon_r = 51.9$ ;  $\rho = 1000$  kg/m<sup>3</sup>

Phantom section: Flat Section

Air Temperature: 24.6 deg C; Liquid Temperature: 23.6 deg C

Area Scan Find Secondary Maximum Within 2dB and with a peak SAR value greater than 0.0012W/kg

DASY4 Configuration:

- Probe: EX3DV4 - SN3554; ConvF(5.97, 5.97, 5.97);
- Sensor-Surface: 2.5mm (Mechanical Surface Detection)
- Electronics: DAE4 Sn558; Calibrated: 2009/7/17
- Phantom: Flat Phantom ELI4.0; Type: QDOVA001BA; Serial: SN: 1052
- Measurement SW: DASY4, V4.7 Build 80; Postprocessing SW: SEMCAD, V1.8 Build 186

### GPRS Body Face Down Low CH512/Area Scan (9x11x1):

Measurement grid: dx=15mm, dy=15mm

Maximum value of SAR (measured) = 0.491 mW/g

### GPRS Body Face Down Low CH512/Zoom Scan (7x7x9)/Cube


**0:** Measurement grid: dx=5mm, dy=5mm, dz=3mm

Reference Value = 10.6 V/m; Power Drift = -0.011 dB

Peak SAR (extrapolated) = 0.685 W/kg

**SAR(1 g) = 0.375 mW/g; SAR(10 g) = 0.212 mW/g**

Maximum value of SAR (measured) = 0.484 mW/g



Test Laboratory: Compliance Certification Services Inc.

## EGPRS 1900 -Body z-2065

**DUT: z-2065; Type: Bar-code scanner; Serial: N/A**

Communication System: EGPRS 1900; Frequency: 1850.2 MHz; Duty Cycle: 1:4

Medium parameters used (interpolated):  $f = 1850.2$  MHz;  $\sigma = 1.46$  mho/m;  $\epsilon_r = 51.9$ ;  $\rho = 1000$  kg/m<sup>3</sup>

Phantom section: Flat Section

Air Temperature: 24.6 deg C; Liquid Temperature: 23.6 deg C

Area Scan Find Secondary Maximum Within 2dB and with a peak SAR value greater than 0.0012W/kg

DASY4 Configuration:

- Probe: EX3DV4 - SN3554; ConvF(5.97, 5.97, 5.97);
- Sensor-Surface: 2.5mm (Mechanical Surface Detection)
- Electronics: DAE4 Sn558; Calibrated: 2009/7/17
- Phantom: Flat Phantom ELI4.0; Type: QDOVA001BA; Serial: SN: 1052
- Measurement SW: DASY4, V4.7 Build 80; Postprocessing SW: SEMCAD, V1.8 Build 186

### EGPRS Body Face Down Low CH512/Area Scan (9x11x1):

Measurement grid: dx=15mm, dy=15mm

Maximum value of SAR (measured) = 0.182 mW/g

### EGPRS Body Face Down Low CH512/Zoom Scan (7x7x9)/Cube

**0:** Measurement grid: dx=5mm, dy=5mm, dz=3mm

Reference Value = 7.45 V/m; Power Drift = -0.131 dB

Peak SAR (extrapolated) = 0.281 W/kg

**SAR(1 g) = 0.148 mW/g; SAR(10 g) = 0.086 mW/g**

Maximum value of SAR (measured) = 0.188 mW/g

### EGPRS Body Face Down Low CH512/Zoom Scan (7x7x9)/Cube

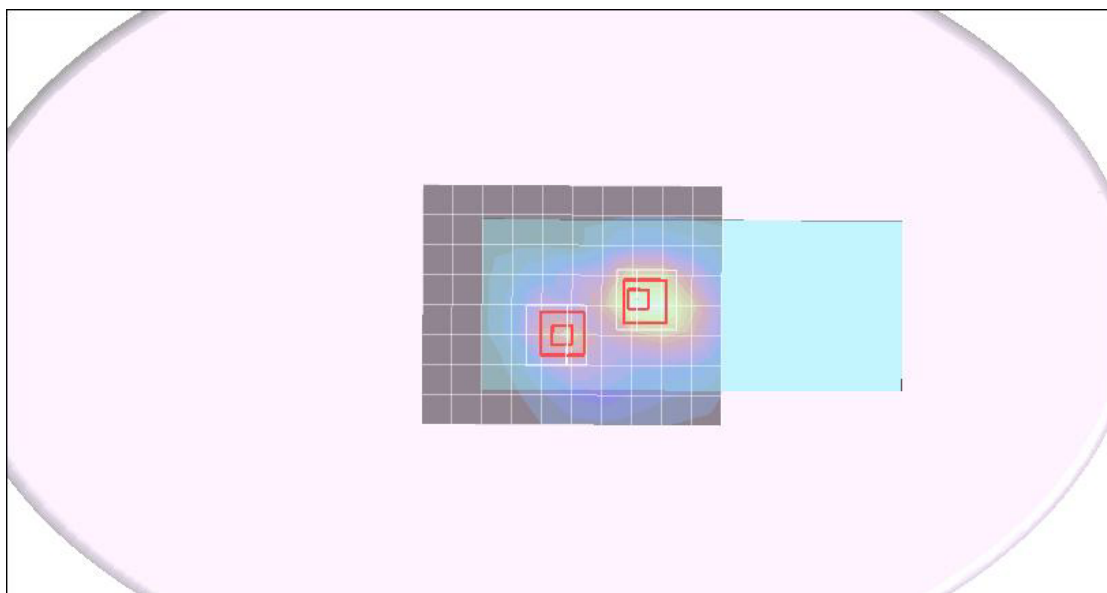
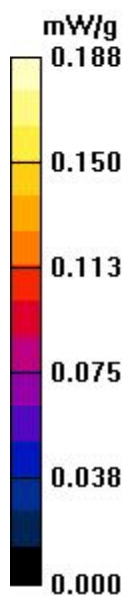
**1:** Measurement grid: dx=5mm, dy=5mm, dz=3mm

Reference Value = 7.45 V/m; Power Drift = -0.131 dB

Peak SAR (extrapolated) = 0.195 W/kg

**SAR(1 g) = 0.097 mW/g; SAR(10 g) = 0.051 mW/g**

Maximum value of SAR (measured) = 0.130 mW/g



Test Laboratory: Compliance Certification Services Inc.

## 80211b Bottom Flated -Body z-2065

**DUT: z-2065; Type: Bar-code scanner; Serial: N/A**

Communication System: IEEE 802.11b WLAN; Frequency: 2412 MHz; Duty Cycle: 1:1  
Medium parameters used:  $f = 2412$  MHz;  $\sigma = 1.89$  mho/m;  $\epsilon_r = 52$ ;  $\rho = 1000$  kg/m<sup>3</sup>

Phantom section: Flat Section

Air Temperature: 24.6 deg C; Liquid Temperature: 23.6 deg C

Area Scan Find Secondary Maximum Within 2dB and with a peak SAR value greater than 0.0012W/kg

DASY4 Configuration:

- Probe: EX3DV4 - SN3554; ConvF(5.8, 5.8, 5.8);
- Sensor-Surface: 2.5mm (Mechanical Surface Detection)
- Electronics: DAE4 Sn558; Calibrated: 2009/7/17
- Phantom: Flat Phantom ELI4.0; Type: QDOVA001BA; Serial: SN: 1052
- Measurement SW: DASY4, V4.7 Build 80; Postprocessing SW: SEMCAD, V1.8 Build 186

### WLAN Body Face Up Low CH2412/Area Scan (9x18x1):

Measurement grid: dx=15mm, dy=15mm

Maximum value of SAR (measured) = 0.119 mW/g

### WLAN Body Face Up Low CH2412/Zoom Scan (7x7x9)/Cube 0:

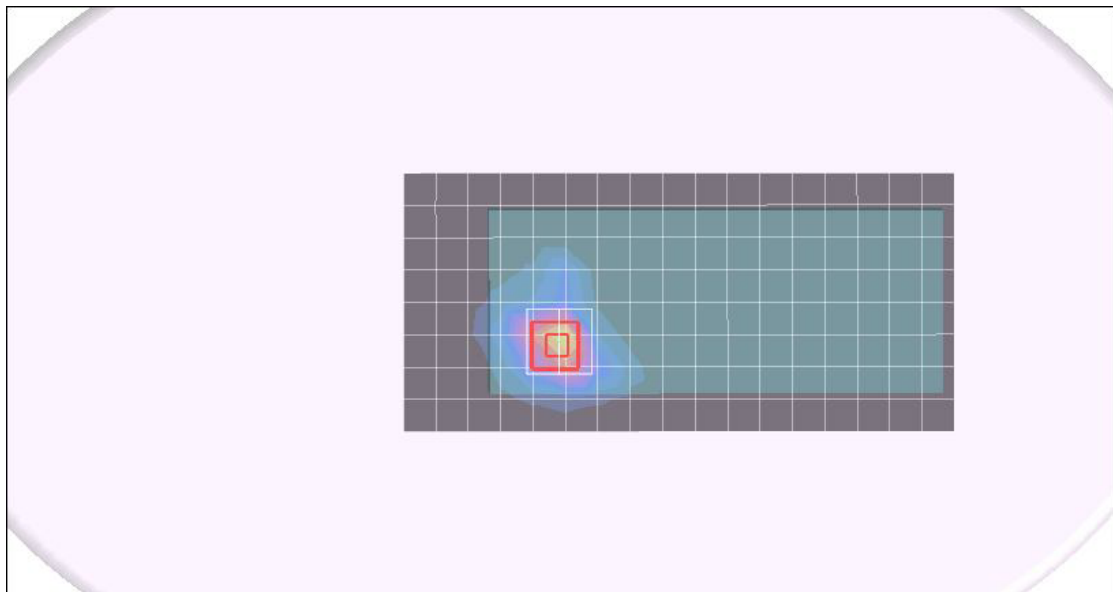
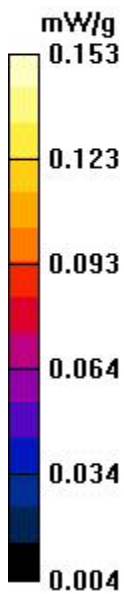
Measurement grid: dx=5mm, dy=5mm, dz=3mm

Reference Value = 5.20 V/m; Power Drift = -0.062 dB

Peak SAR (extrapolated) = 0.273 W/kg

**SAR(1 g) = 0.104 mW/g; SAR(10 g) = 0.047 mW/g**

Maximum value of SAR (measured) = 0.153 mW/g



Test Laboratory: Compliance Certification Services Inc.

## 80211b Bottom Flated -Body z-2065

**DUT: z-2065; Type: Bar-code scanner; Serial: N/A**

Communication System: IEEE 802.11b WLAN; Frequency: 2412 MHz; Duty Cycle: 1:1  
Medium parameters used:  $f = 2412$  MHz;  $\sigma = 1.89$  mho/m;  $\epsilon_r = 52$ ;  $\rho = 1000$  kg/m<sup>3</sup>

Phantom section: Flat Section

Air Temperature: 24.6 deg C; Liquid Temperature: 23.6 deg C

Area Scan Find Secondary Maximum Within 2dB and with a peak SAR value greater than 0.0012W/kg

DASY4 Configuration:

- Probe: EX3DV4 - SN3554; ConvF(5.8, 5.8, 5.8);
- Sensor-Surface: 2.5mm (Mechanical Surface Detection)
- Electronics: DAE4 Sn558; Calibrated: 2009/7/17
- Phantom: Flat Phantom ELI4.0; Type: QDOVA001BA; Serial: SN: 1052
- Measurement SW: DASY4, V4.7 Build 80; Postprocessing SW: SEMCAD, V1.8 Build 186

### WLAN Body Face Down Low CH2412/Area Scan (9x18x1):

Measurement grid: dx=15mm, dy=15mm

Maximum value of SAR (measured) = 0.021 mW/g

### WLAN Body Face Down Low CH2412/Zoom Scan

**(7x7x9)/Cube 0:** Measurement grid: dx=5mm, dy=5mm, dz=3mm

Reference Value = 2.93 V/m; Power Drift = -0.062 dB

Peak SAR (extrapolated) = 0.036 W/kg

**SAR(1 g) = 0.014 mW/g; SAR(10 g) = 0.00723 mW/g**

Maximum value of SAR (measured) = 0.022 mW/g

