

Figure 1 Test Setup for Occupied Bandwidth







Figure 2 Test setup for Radiated Emissions



X-axis



Y-axis



Z-axis

