

1 | 2 | 3 | 4 | 5 | 6 | 7 | 8

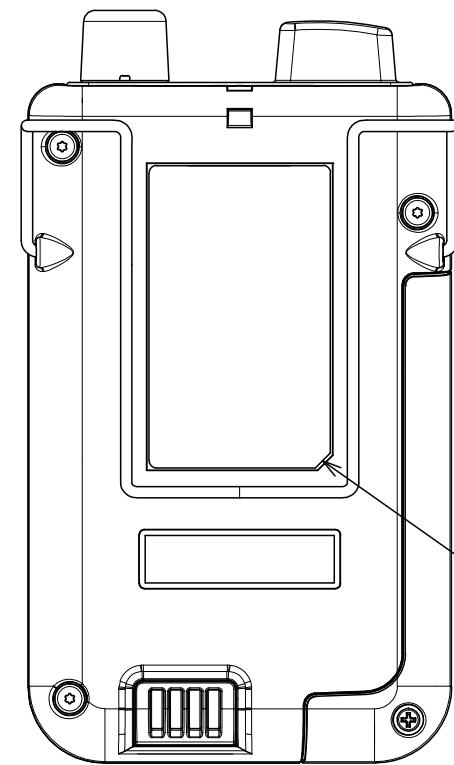
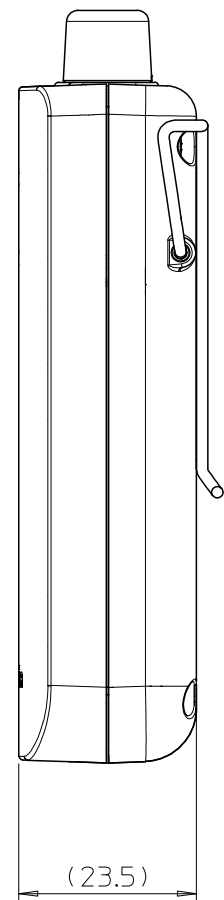
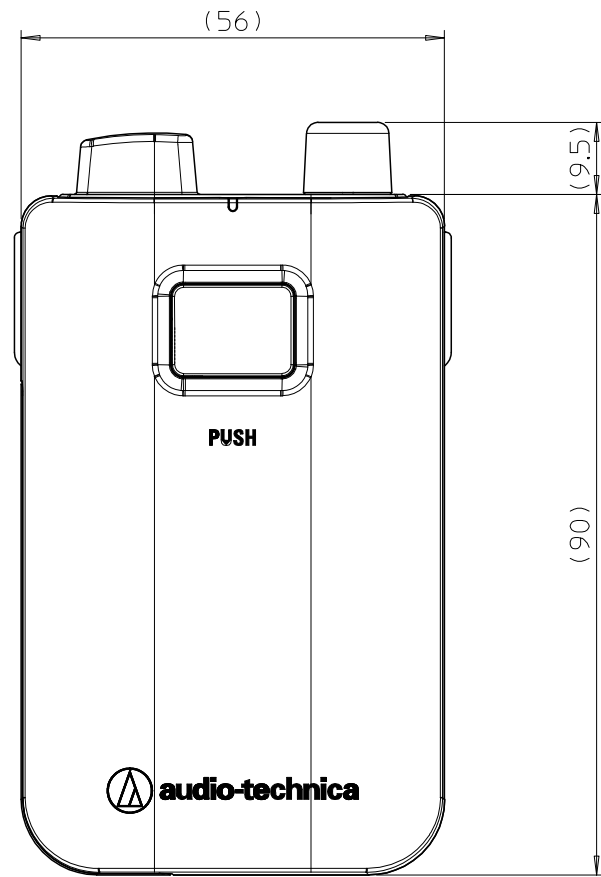
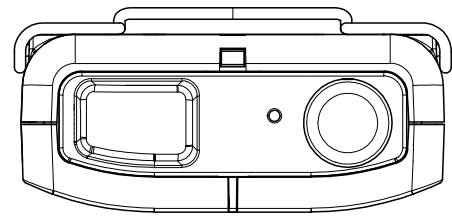
A

B

C

D


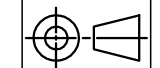
E



Rating label

Do not disclose this drawing and goods based on this drawing to 3rd parties

REVISAL MARK	REVISAL BY	ISO No	REVISAL REASON	Unspecified dimension tolerance			MATERIAL XXX	DESIGNED 2020/11/04	DRAWN	CHECKED	APPROVED	SCALE 1:1	MODEL NAME ESW-T4101	PART NAME Label location	
				Dimension range	A	B									C
				Over 0~6mm	±0.05mm	±0.1mm									±0.2mm
				Over 6~30mm	±0.1mm	±0.2mm									±0.5mm
				Over 30~120mm	±0.15mm	±0.3mm									±0.8mm
Over 120~315mm	±0.2mm	±0.5mm	±1.2mm												
Over 315~1,000mm	±0.3mm	±0.8mm	±2mm												
						FINISH XXX	MATSUURA								



様式No : AEQ1EDY-ENO103a

図面は実測しないこと.