

---

**APPENDIX 4: Photographs of test setup**

**Photographs of EUT**

Photograph A1: Front



Photograph A4: Rear



Photograph A2: Right



Photograph A5: Left



Photograph A3: Top




Photograph B1: With microphone







**Antenna position**

Photograph C1: Antenna position



**Photographs of setup**

<p>Photograph D1: Body, Front, 0mm (Front view)</p> 	<p>Photograph D3: Body, Rear, 0mm (Front view)</p> 
<p>Photograph D2: Body, Front, 0mm (Side view)</p> 	<p>Photograph D4: Body, Rear, 0mm (Side view)</p> 

Photograph D5: Body, Right, 0mm (Front view)



Photograph D7: Body, Left, 0mm (Front view)\*



\* Microphone is removed for flat phantom contact with microphone

Photograph D6: Body, Right, 0mm (Side view)



Photograph D8: Body, Left, 0mm (Side view)



Photograph D9: Body, Top, 0mm (Front view)



Photograph D10: Body, Top, 0mm (Side view)



**End of Report**