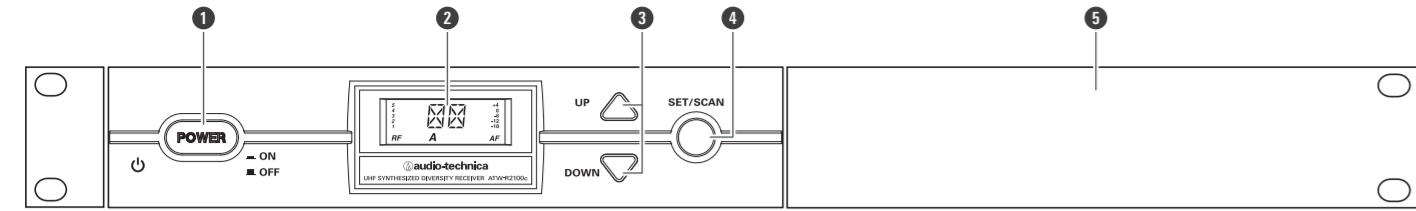





■ Part names and functions

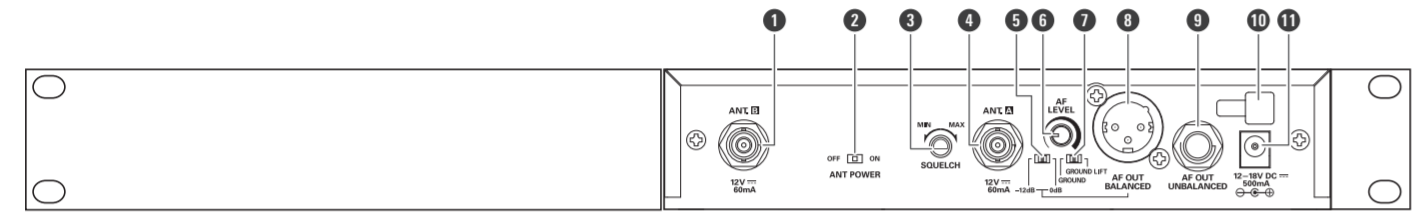
■ ATW-R2100c



- 1 Power switch
- 2 LCD window
- 3 UP/DOWN button
- 4 SET/SCAN button
- 5 Mounting adapter

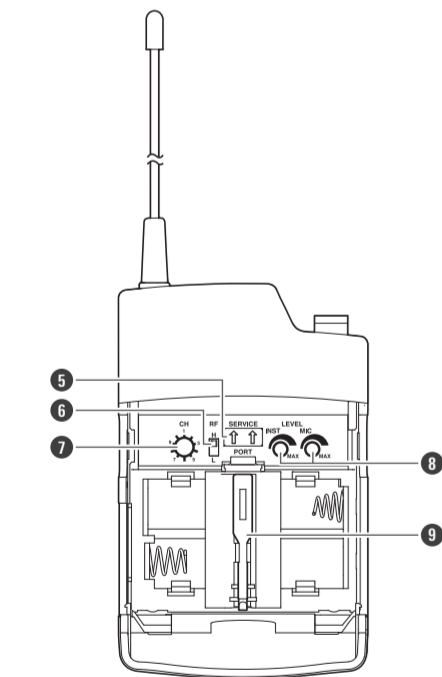
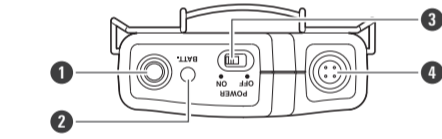


- 1 RF signal level indicator
- 2 Tuner operation indicator
- 3 Channel display
- 4 AF level indicator



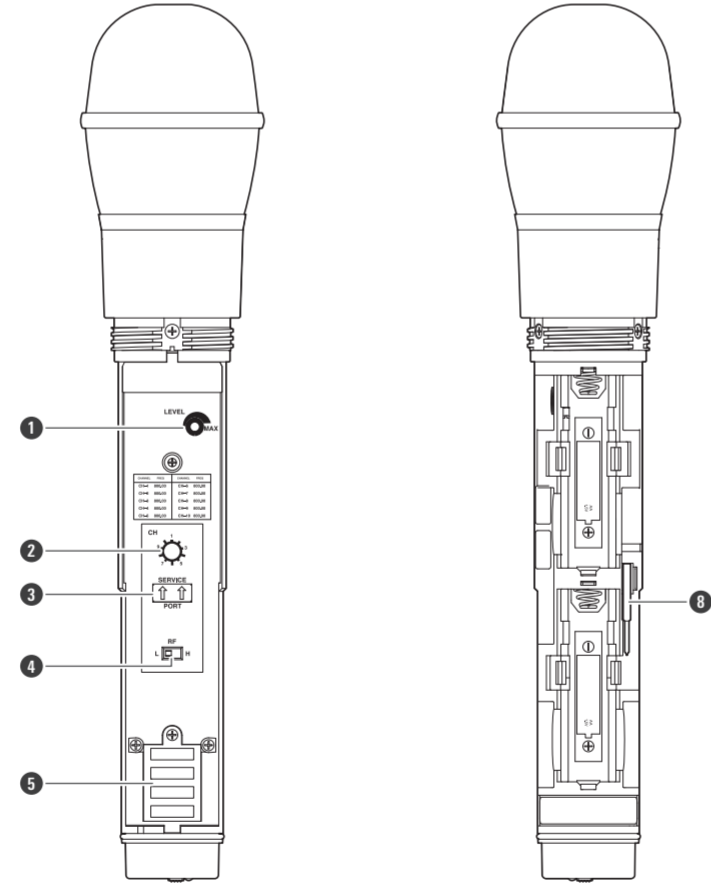
- 1 Antenna input jack
- 2 Antenna power switch
- 3 SQUELCH control
- 4 Antenna input jack
- 5 AF output attenuator
- 6 AF level control
- 7 GROUND LIFT switch
- 8 BALANCED audio output jack
- 9 UNBALANCED audio output jack
- 10 Cord hook
- 11 Power input jack

■ ATW-T210c



- 1 Antenna
- 2 Battery indicator
- 3 Power switch
- 4 Input connector
- 5 Service port (for factory use only)
- 6 RF power select switch
- 7 Channel selector switch
- 8 Instrument/Microphone level trim control
- 9 Battery-keeper arm with screwdriver attached
- 10 Charging contacts
- 11 Transmitter door

■ ATW-T220c



- 1 Level trim control
- 2 Channel selector switch
- 3 Service port (for factory use only)
- 4 RF power select switch
- 5 Charging contacts
- 6 Battery indicator
- 7 Power switch
- 8 Screwdriver

■ About User Manual

For more information on how to use this product and troubleshoot any problems, refer to the user manual on the Audio-Technica website.

Pour plus d'informations sur l'utilisation de ce produit et la résolution des problèmes, reportez-vous au manuel de l'utilisateur sur le site Web d'Audio-Technica.

Weitere Informationen zum Gebrauch dieses Produkts und zur Behebung eventueller Probleme entnehmen Sie bitte der Bedienungsanleitung auf der Website von Audio-Technica.

Per maggiori informazioni sull'utilizzo del presente prodotto e per la risoluzione di eventuali problemi, fare riferimento al manuale dell'utente sul sito Audio-Technica.

Para más información sobre el uso de este producto y la resolución de problemas, consulte el manual de usuario en el sitio web de Audio-Technica.

Para obter mais informações sobre como usar este produto e solucionar qualquer problema, consulte o manual do usuário no site da Audio-Technica.

Для получения дополнительной информации о том, как использовать этот продукт и устранять любые неисправности, обратитесь к руководству пользователя на веб-сайте Audio-Technica.

关于如何使用本产品及解决各种问题的详细信息, 请参阅“铁三角”网站上的用户手册。

有關本產品的使用方法以及各種問題的故障排除方法, 請參閱「鐵三角」網站上的使用說明書。



<https://www.audio-technica.com/>