

APPENDIX 3: Photographs of test setup

Field strength of spurious radiation



Photo 1





Photo 2

Worst Case Position
(Horizontal: Z-axis / Vertical: Y-axis)


X-axis



Y-axis



Z-axis



Antenna terminals Conducted




Photo 1

End of Report