



### **APPENDIX 3: Photographs of test setup**

#### **Conducted Emission**




**Photo 1**




**Photo 2**

### Radiated Spurious Emission



**Photo 1**



**Photo 2**

**Worst Case Position**


**Antenna**  
**(Horizontal: Z-axis/ Vertical: Y-axis)**  
**X-axis**



**Chassis**  
**(Horizontal: X-axis/ Vertical: X-axis)**  
**X-axis**



**Y-axis**




**Y-axis**



**Z-axis**



**Z-axis**



**End of Report**