

Test setup photo of EUT

A. Setup photo of EUT

Photo of radiated spurious emission at below 30MHz






Photo of radiated spurious emission at 30MHz ~ 1 000MHz



Photo of radiated spurious emission at above 1 000MHz



B. AC Conducted Power Line

