

INTERNAL PHOTOGRAPHS

This document contains 13 photographs


Photograph No.1
IDEal identification system controller internal view




Photograph No.2
Controller PCB view



Photograph No.3
Controller PCB second side view




Photograph No.4
Controller PCB view (upper left part)




Photograph No.5
Controller PCB view (middle left part)



Photograph No.6
Controller PCB view (lower left part)




Photograph No.7
Controller PCB view (upper center part)




Photograph No.8
Controller PCB view (lower center part)



Photograph No.9
Controller PCB view (upper right part)




Photograph No.10
Controller PCB view (lower right part)



Photograph No.11
IDEAL identification system switch box internal view



Photograph No.12
Switch box PCB view



Photograph No.13
Switch box PCB second side view

