

FCC Exhibit 8 – Internal photos:



Figure 1: Main RF board inside the PDA




Figure 2: Main RF board front, outside the PDA




Figure 3: Main RF board back side, out side the PDA




Figure 4: Antenna buttons/led board