

Appendix A. SAR Plots of System Verification

The plots for system verification are shown as follows.

S01 System Check_H2450_210526

DUT: Dipole 2450 MHz; Type: D2450V2; SN: 737

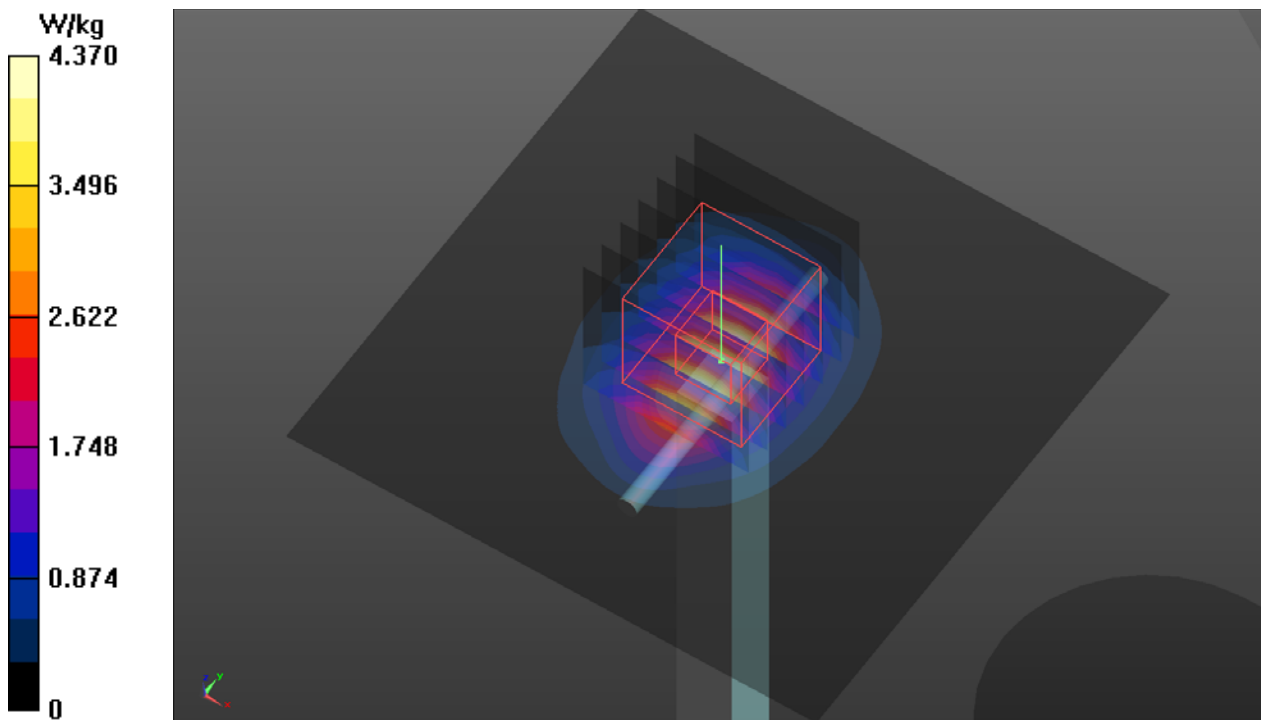
Communication System: UID 0, CW; Frequency: 2450 MHz; Duty Cycle: 1:1
Medium: H19T27N1_0526 Medium parameters used (interpolated): $f = 2450$ MHz; $\sigma = 1.869$ S/m;
 $\epsilon_r = 39.986$; $\rho = 1000$ kg/m³
Ambient Temperature : 23.6 °C ; Liquid Temperature : 23.3 °C

DASY5 Configuration:

- Probe: EX3DV4 - SN3971; ConvF(7.87, 7.87, 7.87) @ 2450 MHz; Calibrated: 2021/01/27
- Sensor-Surface: 1.4mm (Mechanical Surface Detection)
- Electronics: DAE4 Sn1431; Calibrated: 2021/03/24
- Phantom: Twin SAM Phantom_1986; Type: QD 000 P40 CD;
- Measurement SW: DASY52, Version 52.10 (4); SEMCAD X Version 14.6.14 (7483)

Pin=50mW/Area Scan (81x81x1): Interpolated grid: dx=1.200 mm, dy=1.200 mm
Maximum value of SAR (interpolated) = 4.37 W/kg

Pin=50mW/Zoom Scan (7x7x7)/Cube 0: Measurement grid: dx=5mm, dy=5mm, dz=5mm
Reference Value = 49.88 V/m; Power Drift = 0.12 dB
Peak SAR (extrapolated) = 5.46 W/kg
SAR(1 g) = 2.65 W/kg; SAR(10 g) = 1.27 W/kg (SAR corrected for target medium)
Maximum value of SAR (measured) = 4.43 W/kg



S02 System Check_H5250_210524

DUT: Dipole 5 GHz; Type: D5GHzV2; SN: 1019

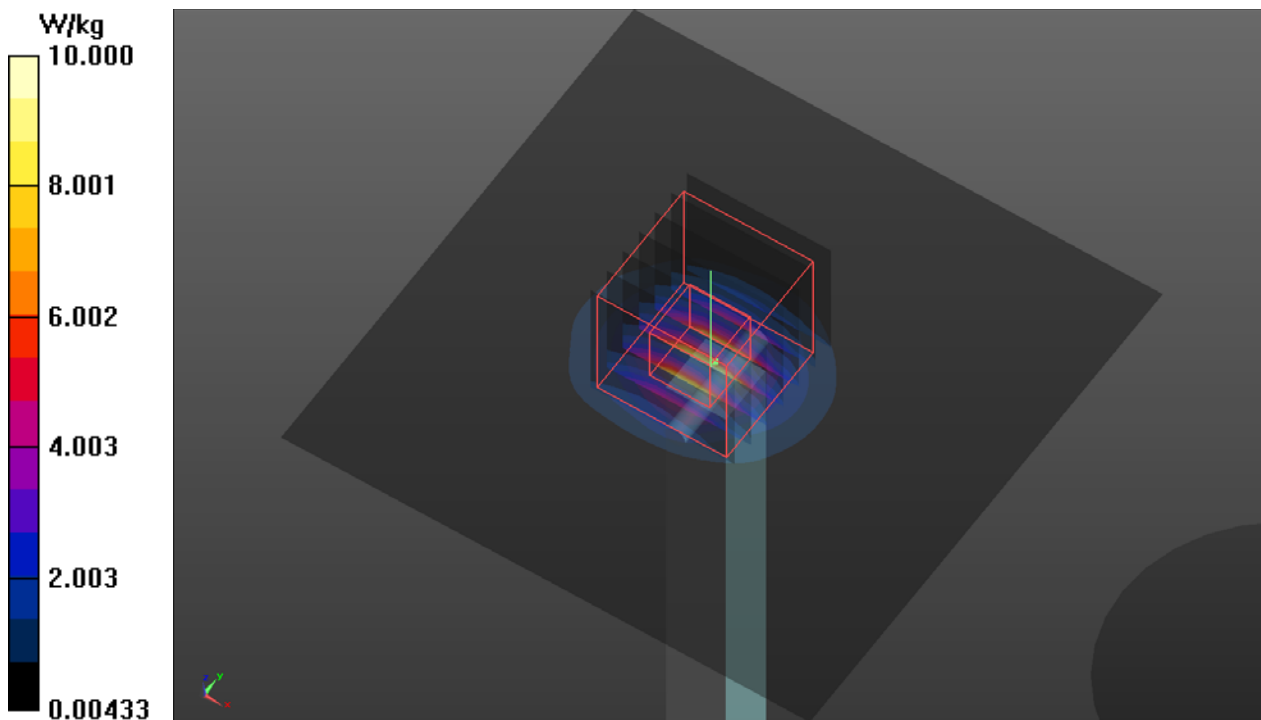
Communication System: UID 0, CW; Frequency: 5250 MHz; Duty Cycle: 1:1
Medium: H34T60N1_0524 Medium parameters used (interpolated): $f = 5250$ MHz; $\sigma = 4.713$ S/m;
 $\epsilon_r = 36.082$; $\rho = 1000$ kg/m³
Ambient Temperature : 23.7 °C ; Liquid Temperature : 23.4 °C

DASY5 Configuration:

- Probe: EX3DV4 - SN3971; ConvF(5.2, 5.2, 5.2) @ 5250 MHz; Calibrated: 2021/01/27
- Sensor-Surface: 1.4mm (Mechanical Surface Detection)
- Electronics: DAE4 Sn1431; Calibrated: 2021/03/24
- Phantom: Twin SAM Phantom_1986; Type: QD 000 P40 CD;
- Measurement SW: DASY52, Version 52.10 (4); SEMCAD X Version 14.6.14 (7483)

Pin=50mW/Area Scan (91x91x1): Interpolated grid: dx=1.000 mm, dy=1.000 mm
Maximum value of SAR (interpolated) = 10.0 W/kg

Pin=50mW/Zoom Scan (7x7x7)/Cube 0: Measurement grid: dx=4mm, dy=4mm, dz=1.4mm
Reference Value = 50.40 V/m; Power Drift = 0.15 dB
Peak SAR (extrapolated) = 16.8 W/kg
SAR(1 g) = 4.3 W/kg; SAR(10 g) = 1.26 W/kg (SAR corrected for target medium)
Maximum value of SAR (measured) = 10.3 W/kg



S03 System Check_H5600_210525

DUT: Dipole 5 GHz; Type: D5GHzV2; SN: 1019

Communication System: UID 0, CW; Frequency: 5600 MHz; Duty Cycle: 1:1

Medium: H34T60N1_0525 Medium parameters used: $f = 5600$ MHz; $\sigma = 4.913$ S/m; $\epsilon_r = 36.164$; $\rho = 1000$ kg/m³

Ambient Temperature : 23.7 °C ; Liquid Temperature : 23.2 °C

DASY5 Configuration:

- Probe: EX3DV4 - SN3971; ConvF(4.9, 4.9, 4.9) @ 5600 MHz; Calibrated: 2021/01/27
- Sensor-Surface: 1.4mm (Mechanical Surface Detection)
- Electronics: DAE4 Sn1431; Calibrated: 2021/03/24
- Phantom: Twin SAM Phantom_1986; Type: QD 000 P40 CD;
- Measurement SW: DASY52, Version 52.10 (4); SEMCAD X Version 14.6.14 (7483)

Pin=50mW/Area Scan (91x91x1): Interpolated grid: dx=1.000 mm, dy=1.000 mm
Maximum value of SAR (interpolated) = 9.42 W/kg

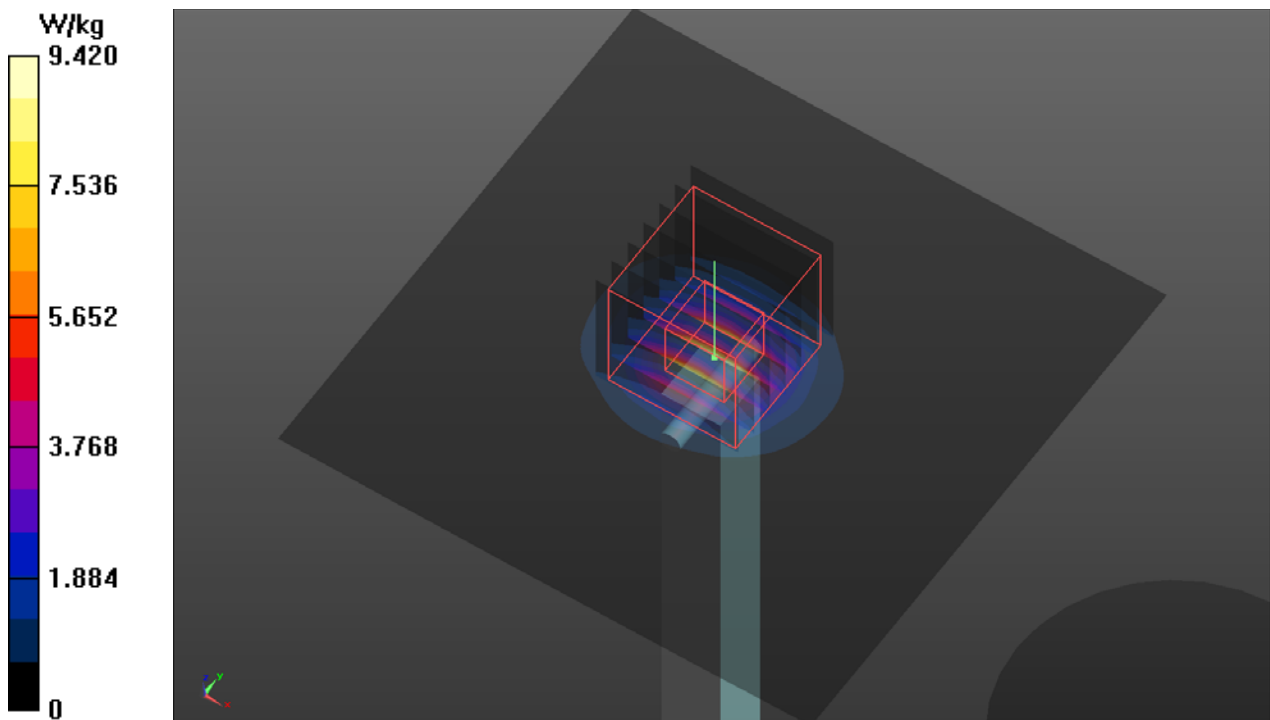
Pin=50mW/Zoom Scan (7x7x7)/Cube 0: Measurement grid: dx=4mm, dy=4mm, dz=1.4mm

Reference Value = 47.99 V/m; Power Drift = 0.08 dB

Peak SAR (extrapolated) = 16.5 W/kg

SAR(1 g) = 3.98 W/kg; SAR(10 g) = 1.18 W/kg (SAR corrected for target medium)

Maximum value of SAR (measured) = 10.1 W/kg



S04 System Check_H5750_210525

DUT: Dipole 5 GHz; Type: D5GHzV2; SN: 1019

Communication System: UID 0, CW; Frequency: 5750 MHz; Duty Cycle: 1:1

Medium: H34T60N1_0525 Medium parameters used: $f = 5750$ MHz; $\sigma = 5.061$ S/m; $\epsilon_r = 35.952$; $\rho = 1000$ kg/m³

Ambient Temperature : 23.7 °C ; Liquid Temperature : 23.2 °C

DASY5 Configuration:

- Probe: EX3DV4 - SN3971; ConvF(4.95, 4.95, 4.95) @ 5750 MHz; Calibrated: 2021/01/27
- Sensor-Surface: 1.4mm (Mechanical Surface Detection)
- Electronics: DAE4 Sn1431; Calibrated: 2021/03/24
- Phantom: Twin SAM Phantom_1986; Type: QD 000 P40 CD;
- Measurement SW: DASY52, Version 52.10 (4); SEMCAD X Version 14.6.14 (7483)

Pin=50mW/Area Scan (91x91x1): Interpolated grid: dx=1.000 mm, dy=1.000 mm

Maximum value of SAR (interpolated) = 9.68 W/kg

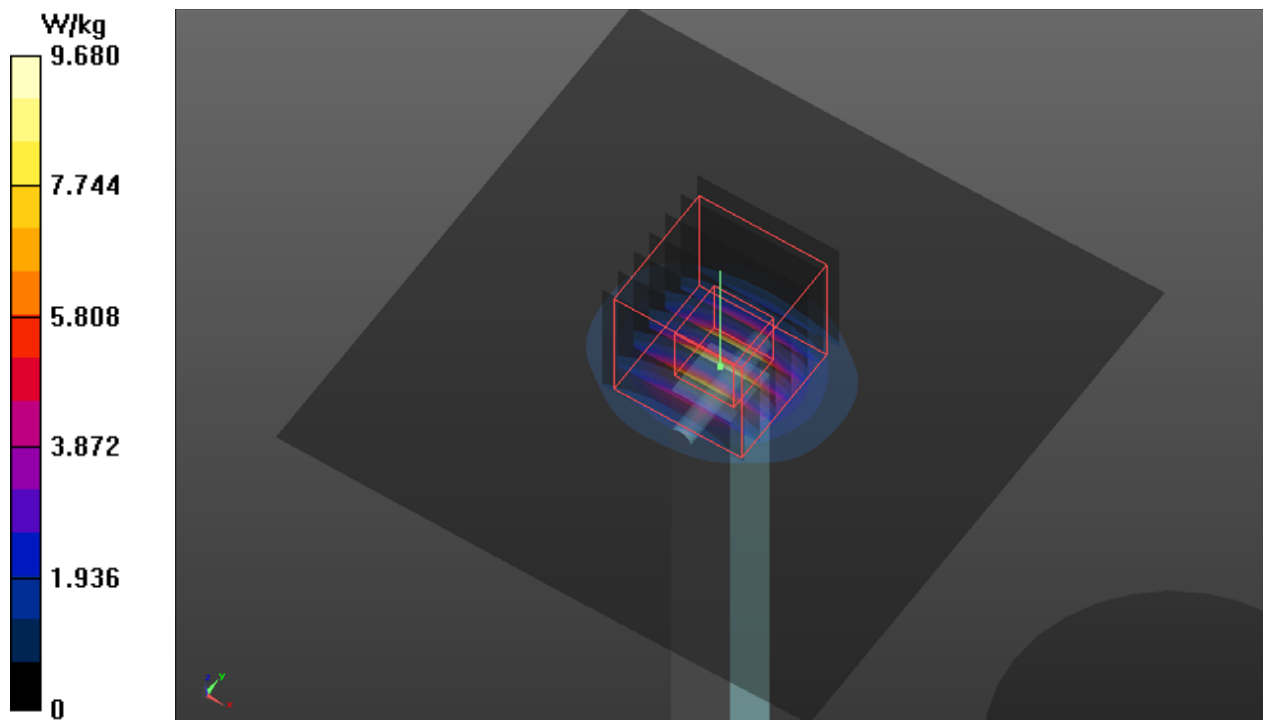
Pin=50mW/Zoom Scan (7x7x7)/Cube 0: Measurement grid: dx=4mm, dy=4mm, dz=1.4mm

Reference Value = 50.02 V/m; Power Drift = -0.05 dB

Peak SAR (extrapolated) = 17.7 W/kg

SAR(1 g) = 3.93 W/kg; SAR(10 g) = 1.13 W/kg (SAR corrected for target medium)

Maximum value of SAR (measured) = 10.3 W/kg



S05 System Check_H2450_210525

DUT: Dipole 2450 MHz; Type: D2450V2; SN: 737

Communication System: UID 0, CW; Frequency: 2450 MHz; Duty Cycle: 1:1
Medium: H19T27N1_0525 Medium parameters used (interpolated): $f = 2450$ MHz; $\sigma = 1.869$ S/m;
 $\epsilon_r = 38.983$; $\rho = 1000$ kg/m³
Ambient Temperature : 23.7 °C ; Liquid Temperature : 23.2 °C

DASY5 Configuration:

- Probe: EX3DV4 - SN3971; ConvF(7.87, 7.87, 7.87) @ 2450 MHz; Calibrated: 2021/01/27
- Sensor-Surface: 1.4mm (Mechanical Surface Detection)
- Electronics: DAE4 Sn1431; Calibrated: 2021/03/24
- Phantom: Twin SAM Phantom_1986; Type: QD 000 P40 CD;
- Measurement SW: DASY52, Version 52.10 (4); SEMCAD X Version 14.6.14 (7483)

Pin=50mW/Area Scan (81x81x1): Interpolated grid: dx=1.200 mm, dy=1.200 mm
Maximum value of SAR (interpolated) = 4.63 W/kg

Pin=50mW/Zoom Scan (7x7x7)/Cube 0: Measurement grid: dx=5mm, dy=5mm, dz=5mm
Reference Value = 51.97 V/m; Power Drift = 0.07 dB
Peak SAR (extrapolated) = 5.77 W/kg
SAR(1 g) = 2.76 W/kg; SAR(10 g) = 1.31 W/kg (SAR corrected for target medium)
Maximum value of SAR (measured) = 4.70 W/kg

