

CONSTRUCTION PHOTOS OF EUT

9.



10.




CONSTRUCTION PHOTOS OF EUT

11.




12.




CONSTRUCTION PHOTOS OF EUT

13.



CONSTRUCTION PHOTOS OF EUT

14.




15.




CONSTRUCTION PHOTOS OF EUT

16.




17.




CONSTRUCTION PHOTOS OF EUT

18.




19.




CONSTRUCTION PHOTOS OF EUT

20.




21.




CONSTRUCTION PHOTOS OF EUT

22.



23.



CONSTRUCTION PHOTOS OF EUT

(B) Panel

1.




2.




CONSTRUCTION PHOTOS OF EUT

(C) SSD

1.



2.



CONSTRUCTION PHOTOS OF EUT


(D) RF Module

1.




CONSTRUCTION PHOTOS OF EUT

2.




3.




CONSTRUCTION PHOTOS OF EUT

4. Antenna (1)




5. Antenna (1)




CONSTRUCTION PHOTOS OF EUT

6. Antenna (2)




7. Antenna (2)




CONSTRUCTION PHOTOS OF EUT

(E) Memory Card

1.




2.




CONSTRUCTION PHOTOS OF EUT

(F) Camera

1.



2.




CONSTRUCTION PHOTOS OF EUT

(G) Keyboard

1.




2.




CONSTRUCTION PHOTOS OF EUT

3.




4.



CONSTRUCTION PHOTOS OF EUT

5.



CONSTRUCTION PHOTOS OF EUT

(H) Adapter

1.



2.



CONSTRUCTION PHOTOS OF EUT

3.



4.

