



Appendix C. Test Setup Photographs & EUT Photographs
Test Setup Photographs


EUT Side (Main Antenna)




EUT Top (Main Antenna)




EUT Back (Main Antenna)




EUT Side (Aux Antenna)




EUT Top (Aux Antenna)



EUT Back (Aux Antenna)



EUT Bottom(NB) (Aux Antenna)



Depth of the liquid in the phantom-Zoom In



Note: The positions used in the measurements were according to IEEE 1528-2003.