

## Appendix B. Test Photos


## 1. Photographs of Conducted Emissions Test Configuration

Mode 1


**FRONT VIEW**



**REAR VIEW**



SIDE VIEW




Mode 2

FRONT VIEW




REAR VIEW





SIDE VIEW



Mode 3


FRONT VIEW



REAR VIEW



SIDE VIEW





Mode 4

FRONT VIEW



REAR VIEW





SIDE VIEW



## 2. Photographs of Radiated Emissions Test Configuration

9kHz ~30MHz

FRONT VIEW




REAR VIEW



30MHz~1GHz

Mode 1

FRONT VIEW




REAR VIEW



Above 1GHz  
Mode 1

FRONT VIEW




REAR VIEW






REAR VIEW



30MHz~1GHz  
Mode 2

FRONT VIEW




REAR VIEW



Above 1GHz  
Mode 2


FRONT VIEW



REAR VIEW



SIDE VIEW






30MHz~1GHz

Mode 3

FRONT VIEW




REAR VIEW



Above 1GHz

Mode 3


FRONT VIEW



REAR VIEW



SIDE VIEW






30MHz~1GHz

Mode 4

FRONT VIEW



REAR VIEW





Above 1GHz

Mode 4

FRONT VIEW



REAR VIEW

