



# FCC RADIO TEST REPORT

**FCC ID** : J9CQCARD7280N2  
**Equipment** : QCARD7280  
**Brand Name** : Qualcomm  
**Model Name** : QCARD7280N2  
**Applicant** : Qualcomm Technologies, Inc.  
5775 Morehouse Drive, San Diego,  
California 92121, United State  
**Manufacturer** : Qualcomm Semiconductor Limited  
No. 16-1 Zhanye 2nd Rd. East District  
Hsinchu City, 300091 (Taiwan)  
**Standard** : FCC Part 15 Subpart E §15.407

The product was received on Feb. 16, 2022 and testing was performed from Apr. 20, 2022 to Aug. 11, 2022. We, Sporton International Inc. Wensan Laboratory, would like to declare that the tested sample has been evaluated in accordance with the test procedures and has been in compliance with the applicable technical standards.

The test results in this report apply exclusively to the tested model / sample. Without written approval from Sporton International Inc. Wensan Laboratory, the test report shall not be reproduced except in full.

*Louis Wu*

Approved by: Louis Wu

**Sporton International Inc. Wensan Laboratory**

No.58, Aly. 75, Ln. 564, Wenhua 3rd, Rd., Guishan Dist., Taoyuan City 333010, Taiwan (R.O.C.)



# Table of Contents

**History of this test report..... 3**

**Summary of Test Result..... 4**

**1 General Description ..... 5**

    1.1 Product Feature of Equipment Under Test..... 5

    1.2 Modification of EUT ..... 5

    1.3 Testing Location ..... 6

    1.4 Applicable Standards..... 6

**2 Test Configuration of Equipment Under Test ..... 7**

    2.1 Carrier Frequency and Channel ..... 7

    2.2 Test Mode ..... 8

    2.3 Connection Diagram of Test System ..... 10

    2.4 Support Unit used in test configuration and system ..... 10

    2.5 EUT Operation Test Setup ..... 10

    2.6 Measurement Results Explanation Example..... 11

**3 Test Result ..... 12**

    3.1 26dB & 99% Occupied Bandwidth Measurement ..... 12

    3.2 Maximum Conducted Output Power Measurement ..... 16

    3.3 Power Spectral Density Measurement ..... 18

    3.4 Unwanted Emissions Measurement ..... 25

    3.5 Antenna Requirements ..... 30

**4 List of Measuring Equipment..... 32**

**5 Uncertainty of Evaluation..... 34**

**Appendix A. Conducted Test Results**

**Appendix B. Conducted Spurious Emission**

**Appendix C. Conducted Spurious Emission Plots**

**Appendix D. Cabinet Radiated Spurious Emission**

**Appendix E. Cabinet Radiated Spurious Emission Plots**

**Appendix F. Radiated Spurious Emission**

**Appendix G. Radiated Spurious Emission Plots**

**Appendix H. Duty Cycle Plots**

**Appendix I. Setup Photographs**



### History of this test report

Report No.	Version	Description	Issue Date
FR1N1011D	01	Initial issue of report	Aug. 16, 2022
FR1N1011D	02	1. Revise Brand name. 2. Revise Antenna information. 3. Add description of test mode in section 2.2. 4. Add description of test procedures in section 3.4.3.	Sep. 12, 2022



## Summary of Test Result

Report Clause	Ref Std. Clause	Test Items	Result (PASS/FAIL)	Remark
3.1	15.403(i)	26dB Bandwidth	Pass	-
3.1	2.1049	99% Occupied Bandwidth	Reporting only	-
3.2	15.407(a)	Maximum Conducted Output Power	Pass	-
3.3	15.407(a)	Power Spectral Density	Pass	-
3.4	15.407(b)	Unwanted Emissions	Pass	0.02 dB under the limit at 7400.000 MHz
-	15.207	AC Conducted Emission	Not Required	-
3.5	15.203 15.407(a)	Antenna Requirement	Pass	-

**Note:** Not required means after assessing, test items are not necessary to carry out.

### Declaration of Conformity:

- The test results (PASS/FAIL) with all measurement uncertainty excluded are presented in accordance with the regulation limits or requirements declared by manufacturers.  
It's means measurement values may risk exceeding the limit of regulation standards, if measurement uncertainty is include in test results.
- The measurement uncertainty please refer to report "Uncertainty of Evaluation".

### Comments and Explanations:

The product specifications of the EUT presented in the report are declared by the manufacturer who shall take full responsibility for the authenticity.

**Reviewed by:** Avis Chuang

**Report Producer:** Yimin Ho



# 1 General Description

## 1.1 Product Feature of Equipment Under Test

WCDMA/LTE/5G NR, Bluetooth, Wi-Fi 2.4GHz 802.11b/g/n/ac/ax, Wi-Fi 5GHz 802.11a/n/ac/ax, and Wi-Fi 6GHz 802.11a/n/ac/ax.

Antenna Information								
Antenna Set	RF Chain No.	Brand	Model	Antenna Net Gain (dBi)	Frequency Range (MHz)	Ant. Type	Connector Type	Cable Length (mm)
A	Chain0/1	HONG BO	260-25094	3.53	2.4~2.4835 GHz	PIFA	i-pex (MHF 4L)	300mm
				3.06	5.15~5.25 GHz			
				3.07	5.25~5.35 GHz			
				4.81	5.47~5.725 GHz			
				4.2	5.725~5.850 GHz			
B	Chain0/1	HONG BO	260-25083	5.09	5.850~5.895 GHz	PIFA	i-pex (MHF 4L)	300mm
				5.14	5.925~6.425 GHz			
				5.09	6.425~6.525 GHz			
				5.16	6.525~6.875 GHz			
				5.12	6.875~7.125 GHz			
C	Chain0/1	HONG BO	260-25084	3.22	2.4~2.4835 GHz	Monopole	i-pex (MHF 4L)	200mm
				3.35	5.15~5.25 GHz			
				3.42	5.25~5.35 GHz			
				4.77	5.47~5.725 GHz			
				4.72	5.725~5.850 GHz			
				4.71	5.850~5.895 GHz			
				4.75	5.925~6.425 GHz			
				4.29	6.425~6.525 GHz			
				4.81	6.525~6.875 GHz			
				4.74	6.875~7.125 GHz			

**Remark:**

1. Ant. 5 means Chain 0 and Ant. 4 means Chain 1.
2. The maximum gain was chosen for test.
3. The EUT's information above is declared by manufacturer. Please refer to Comments and Explanations in report summary.

## 1.2 Modification of EUT

No modifications made to the EUT during the testing.



### 1.3 Testing Location

<b>Test Site</b>	Sporton International Inc. Wensan Laboratory
<b>Test Site Location</b>	No.58, Aly. 75, Ln. 564, Wenhua 3rd, Rd., Guishan Dist., Taoyuan City 333010, Taiwan (R.O.C.) TEL: +886-3-327-0868 FAX: +886-3-327-0855
<b>Test Site No.</b>	<b>Sporton Site No.</b>
	TH05-HY, 03CH15-HY

**Note:** The test site complies with ANSI C63.4 2014 requirement.

FCC designation No.: TW3786

### 1.4 Applicable Standards

According to the specifications declared by the manufacturer, the EUT must comply with the requirements of the following standards:

- ♦ FCC Part 15 Subpart E
- ♦ FCC KDB 789033 D02 General UNII Test Procedures New Rules v02r01.
- ♦ FCC KDB 414788 D01 Radiated Test Site v01r01.
- ♦ FCC KDB 662911 D01 Multiple Transmitter Output v02r01.
- ♦ ANSI C63.10-2013

**Remark:**

1. All the test items were validated and recorded in accordance with the standards without any modification during the testing.
2. The TAF code is not including all the FCC KDB listed without accreditation.
3. This EUT has also been tested and complied with the requirements of FCC Part 15, Subpart B, recorded in a separate test report.



## 2 Test Configuration of Equipment Under Test

The EUT has been associated with peripherals and configuration operated in a manner tended to maximize its emission characteristics in a typical application. Frequency range investigated: radiation emission (9 kHz to the 10th harmonic of the highest fundamental frequency or to 40 GHz, whichever is lower).

### 2.1 Carrier Frequency and Channel

Frequency Band	Channel	Freq. (MHz)	Channel	Freq. (MHz)
5150-5250 MHz Band 1 (U-NII-1)	36	5180	44	5220
	38*	5190	46*	5230
	40	5200	48	5240
	42#	5210		

Frequency Band	Channel	Freq. (MHz)	Channel	Freq. (MHz)
5250-5350 MHz Band 2 (U-NII-2A)	52	5260	60	5300
	54*	5270	62*	5310
	56	5280	64	5320
	58#	5290		

Frequency Band	Channel	Freq. (MHz)	Channel	Freq. (MHz)
5470-5725 MHz Band 3 (U-NII-2C)	100	5500	112	5560
	102*	5510	116	5580
	104	5520	132	5660
	106#	5530	134*	5670
	108	5540	136	5680
	110*	5550	140	5700

Frequency Band	Channel	Freq. (MHz)
5150-5350 MHz	50@	5250
5470-5725 MHz	114@	5570



Frequency Band	Channel	Freq. (MHz)	Channel	Freq. (MHz)
TDWR Channel	118*	5590	124	5620
	120	5600	126*	5630
	122#	5610	128	5640

Frequency Band	Channel	Freq. (MHz)	Channel	Freq. (MHz)
Straddle Channel	138#	5690	144	5720
	142*	5710		

Note:

1. The above Frequency and Channel with "\*" are 802.11n HT40 and 802.11ac VHT40 and 802.11ax HE40.
2. The above Frequency and Channel with "#" are 802.11ac VHT80 and 802.11ax HE80.
3. The above Frequency and Channel with "@" are 802.11ac VHT160 and 802.11ax HE160.

## 2.2 Test Mode

The 242-tone RU is covered by 20MHz channel, 484-tone RU is covered by 40MHz channel and 996-tone RU is covered by 80MHz channel.

The 802.11n/ac mode has no higher power and PSD than 802.11ax mode, thus the 802.11ax mode is chosen as main test configuration, and the 802.11n/ac mode is verified the power.

The final test modes include the worst data rates for each modulation shown in the table below.

### MIMO Mode

Modulation	Data Rate
802.11a	6 Mbps
802.11n HT20 (Covered by HE20)	MCS0
802.11n HT40 (Covered by HE40)	MCS0
802.11ac VHT20 (Covered by HE20)	MCS0
802.11ac VHT40 (Covered by HE40)	MCS0
802.11ac VHT80 (Covered by HE80)	MCS0
802.11ac VHT160 (Covered by HE160)	MCS0
802.11ax HE20	MCS0
802.11ax HE40	MCS0
802.11ax HE80	MCS0
802.11ax HE160	MCS0

Remark: The conducted power level of each chain in MIMO mode is equal or higher than SISO mode.





Ch. #		Band I : 5150-5250 MHz	Band II : 5250-5350 MHz	Band III : 5470-5725MHz
		802.11a	802.11a	802.11a
L	Low	36	52	100
M	Middle	44	60	116
H	High	48	64	140
Straddle		-	-	144

Ch. #		Band I : 5150-5250 MHz	Band II : 5250-5350 MHz	Band III : 5470-5725MHz
		802.11ax HE20	802.11ax HE20	802.11ax HE20
L	Low	36	52	100
M	Middle	44	60	116
H	High	48	64	140
Straddle		-	-	144

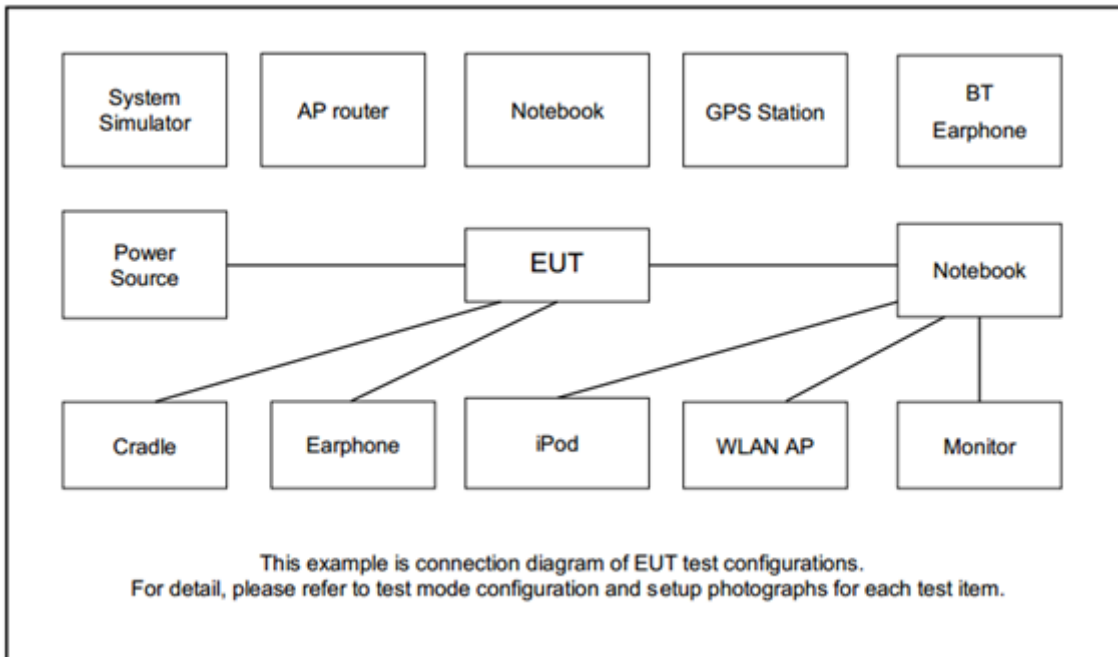
Ch. #		Band I : 5150-5250 MHz	Band II : 5250-5350 MHz	Band III : 5470-5725MHz
		802.11ax HE40	802.11ax HE40	802.11ax HE40
L	Low	38	54	102
M	Middle	-	-	110
H	High	46	62	134
Straddle		-	-	142

Ch. #		Band I : 5150-5250 MHz	Band II : 5250-5350 MHz	Band III : 5470-5725MHz
		802.11ax HE80	802.11ax HE80	802.11ax HE80
L	Low	-	-	106
M	Middle	42	58	-
H	High	-	-	122
Straddle		-	-	138

BW160	5150-5350 MHz	5470-5725MHz
	802.11ax HE160	802.11ax HE160
Ch. #	50	114

**Remark:** For radiation spurious emission, the modulation and the data rate picked for testing are determined by the Max. RF conducted power.

### 2.3 Connection Diagram of Test System



### 2.4 Support Unit used in test configuration and system

Item	Equipment	Brand Name	Model Name	FCC ID	Data Cable	Power Cord
1.	Notebook	DELL	Latitude 3400	FCC DoC	N/A	AC I/P: Unshielded, 1.2 m DC O/P: Shielded, 1.8 m
2.	Power Supply	GW Instek	GET874629	N/A	N/A	Unshielded, 1.8 m
3.	Fixture	Qualcomm	20-33568-H1	N/A	N/A	N/A

### 2.5 EUT Operation Test Setup

The RF test items, utility “QRCT v4.0.00195.0” was installed in Notebook which was programmed in order to make the EUT get into the engineering modes to provide channel selection, power level, data rate and the application type and for continuous transmitting signals.



## 2.6 Measurement Results Explanation Example

**For all conducted test items:**

The offset level is set in the spectrum analyzer to compensate the RF cable loss and attenuator factor between EUT conducted output port and spectrum analyzer. With the offset compensation, the spectrum analyzer reading level is exactly the EUT RF output level.

Example :

The spectrum analyzer offset is derived from RF cable loss and attenuator factor.

*Offset = RF cable loss + attenuator factor.*

Following shows an offset computation example with cable loss 4.2 dB and 10 dB attenuator.

$$\begin{aligned} \text{Offset(dB)} &= \text{RF cable loss(dB)} + \text{attenuator factor(dB)}. \\ &= 4.2 + 10 = 14.2 \text{ (dB)} \end{aligned}$$

### 3 Test Result

#### 3.1 26dB & 99% Occupied Bandwidth Measurement

##### 3.1.1 Description of 26dB & 99% Occupied Bandwidth

This section is for reporting purpose only.

There is no restriction limits for bandwidth.

For Straddle Channel, according to KDB 789033 D02 General UNII Test Procedures New Rules v02r01, if the power and PSD of the devices are uniform and comply with the lower limits specified for the U-NII-2 bands, a single measurement over the entire emission bandwidth can be performed to show compliance.

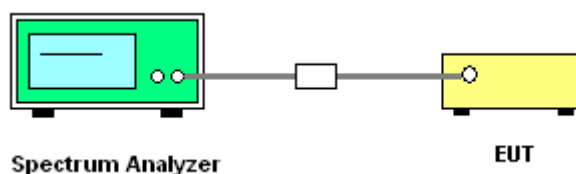
##### 3.1.2 Measuring Instruments

Please refer to the measuring equipment list in this test report.

##### 3.1.3 Test Procedures

1. The testing follows FCC KDB 789033 D02 General UNII Test Procedures New Rules v02r01. Section C) Emission bandwidth
2. Set RBW = approximately 1% of the emission bandwidth.
3. Set the VBW > RBW.
4. Detector = Peak.
5. Trace mode = max hold
6. Measure the maximum width of the emission that is 26 dB down from the peak of the emission. Compare this with the RBW setting of the analyzer. Readjust RBW and repeat measurement as needed until the RBW/EBW ratio is approximately 1%.
7. For 99% Bandwidth Measurement, the spectrum analyzer's resolution bandwidth (RBW) is set 1-5% of the emission bandwidth and set the Video bandwidth (VBW)  $\geq 3 * RBW$ .
8. Measure and record the results in the test report.

##### 3.1.4 Test Setup



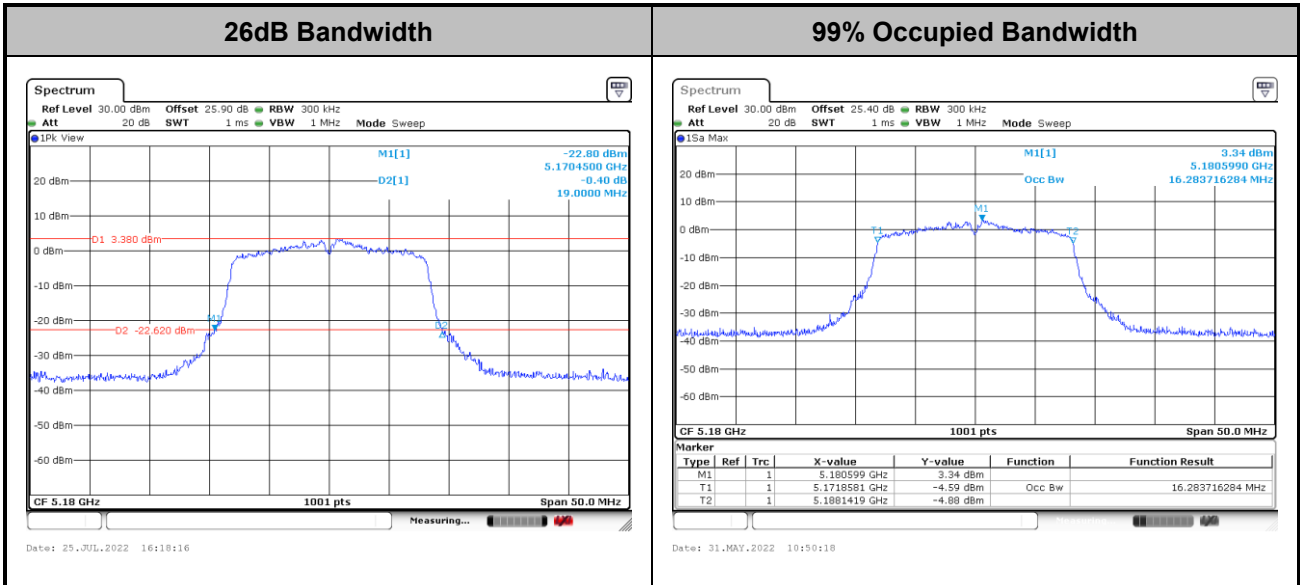
##### 3.1.5 Test Result of 26dB & 99% Occupied Bandwidth

Please refer to Appendix A.



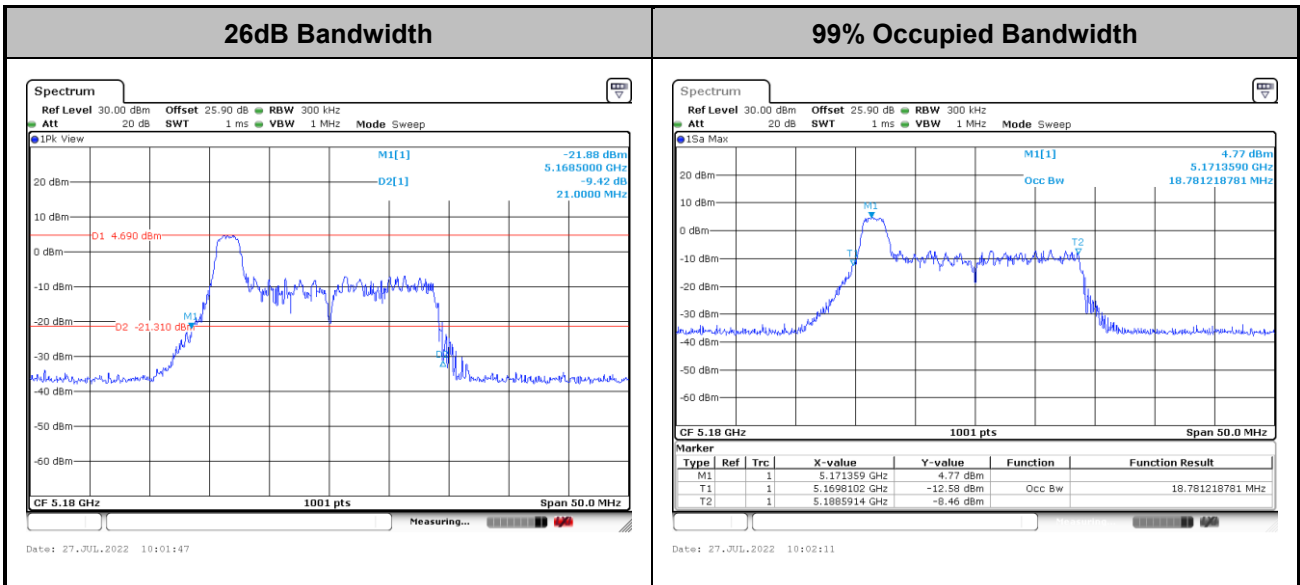
MIMO <Ant. 5+4>

<802.11a>



Note: The occupied channel bandwidth is maintained within the band of operation for all of the modulations.

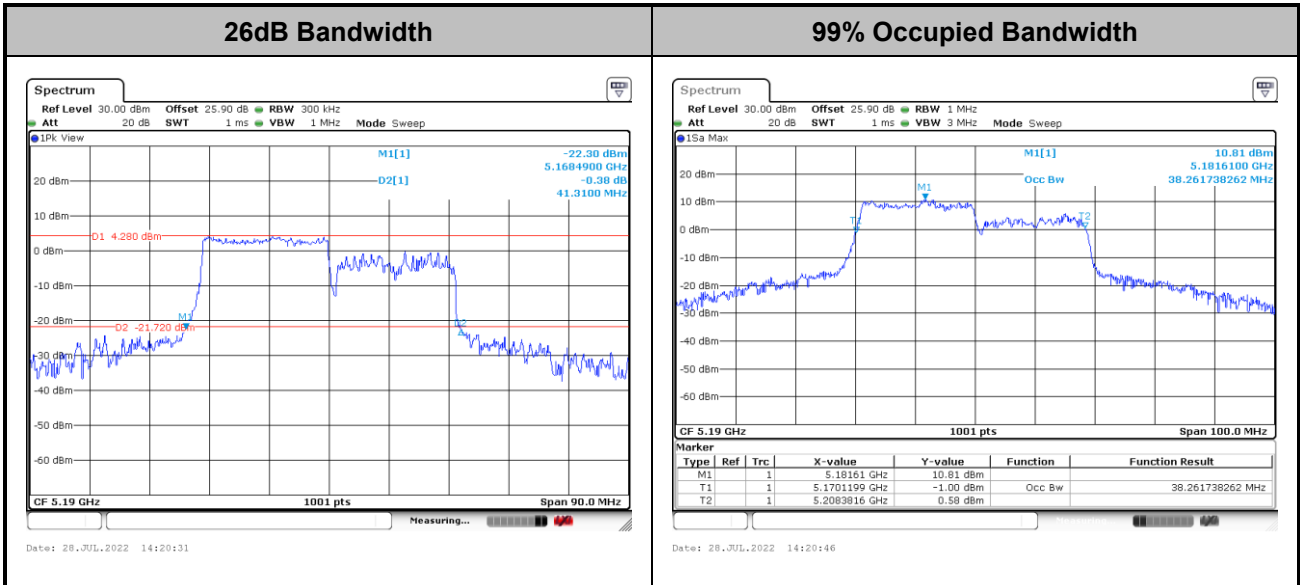
<802.11ax HE20>



Note: The occupied channel bandwidth is maintained within the band of operation for all of the modulations.

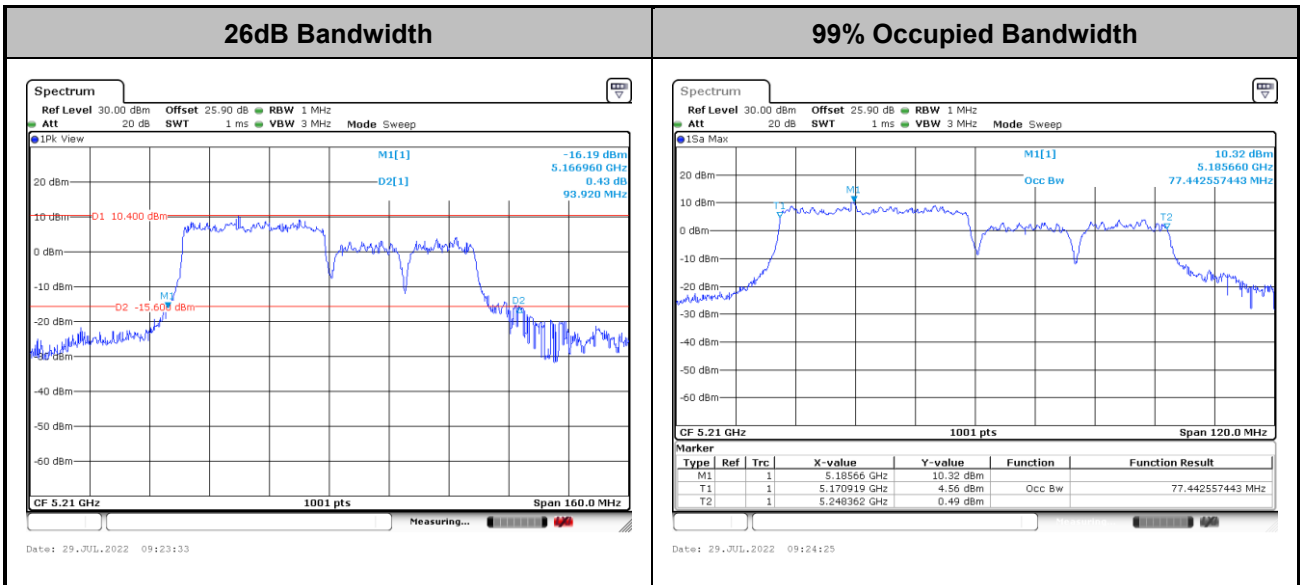


<802.11ax HE40>



Note: The occupied channel bandwidth is maintained within the band of operation for all of the modulations.

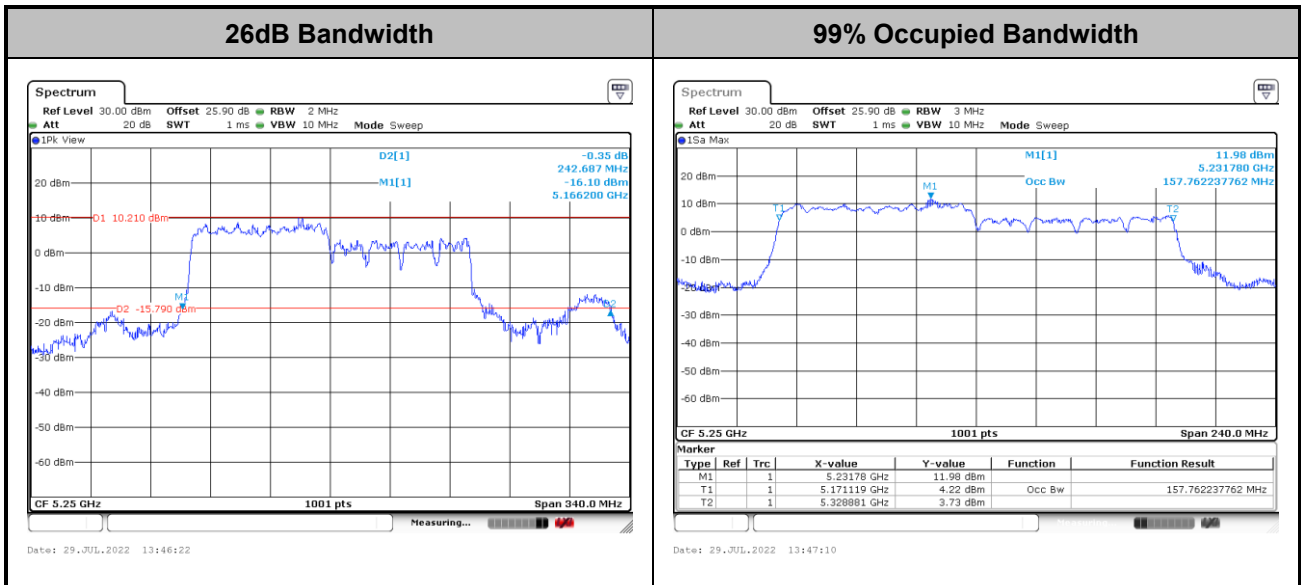
<802.11ax HE80>



Note: The occupied channel bandwidth is maintained within the band of operation for all of the modulations.



<802.11ax HE160>



**Note:** The occupied channel bandwidth is maintained within the band of operation for all of the modulations.



## 3.2 Maximum Conducted Output Power Measurement

### 3.2.1 Limit of Maximum Conducted Output Power

<FCC 14-30 CFR 15.407>

**For the 5.15–5.25 GHz bands:**

■ For mobile and portable client devices in the 5.15–5.25 GHz band, the maximum conducted output power over the frequency band of operation shall not exceed 250 mW. For an indoor access point operating in the band 5.15-5.25 GHz, the maximum conducted output power over the frequency band of operation shall not exceed 1 W.

**For the 5.25–5.725 GHz bands:**

■ The maximum conducted output power over the frequency bands of operation shall not exceed the lesser of 250 mW or 11 dBm 10 log B, where B is the 26 dB emission bandwidth in megahertz.

For Straddle Channel, according to KDB 789033 D02 General UNII Test Procedures New Rules v02r01, if the power and PSD of the devices are uniform and comply with the lower limits specified for the U-NII-2 bands, a single measurement over the entire emission bandwidth can be performed to show compliance.

If transmitting antennas of directional gain greater than 6 dBi are used, the peak output power shall be reduced by the amount in dB that the directional gain of the antenna exceeds 6 dBi.

Note that U-NII-2 band, devices with a maximum e.i.r.p. greater than 500 mW shall implement TPC in order to have the capability to operate at least 6 dB below the maximum permitted e.i.r.p. of 1 W.

### 3.2.2 Measuring Instruments

Please refer to the measuring equipment list in this test report.



### 3.2.3 Test Procedures

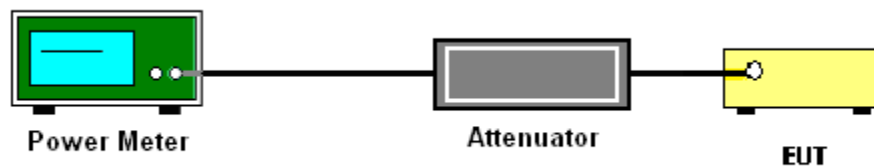
The testing follows Method PM-G of FCC KDB 789033 D02 General UNII Test Procedures New Rules v02r01.

Method PM-G (Measurement using a gated RF average power meter):

1. Measurement is performed using a wideband RF power meter.
2. The EUT is configured to transmit at its maximum power control level.
3. Measure the average power of the transmitter.
4. Since the measurement is made only during the ON time of the transmitter, no duty cycle correction factor is required.
5. For MIMO mode, calculation method follows FCC KDB 662911 D01 Multiple Transmitter Output v02r01

For Straddle Channel, according to KDB 789033 D02 General UNII Test Procedures New Rules v02r01, if the power and PSD of the devices are uniform and comply with the lower limits specified for the U-NII-2 bands, a single measurement over the entire emission bandwidth can be performed to show compliance.

### 3.2.4 Test Setup



### 3.2.5 Test Result of Maximum Conducted Output Power

Please refer to Appendix A.



### 3.3 Power Spectral Density Measurement

#### 3.3.1 Limit of Power Spectral Density

<FCC 14-30 CFR 15.407>

**For the 5.15–5.25 GHz bands:**

For mobile and portable client devices in the 5.15–5.25 GHz band, the maximum power spectral density shall not exceed 11 dBm in any 1.0 MHz band. For an indoor access point operating in the band 5.15-5.25 GHz, the maximum power spectral density shall not exceed 17 dBm in any 1.0 MHz band.

**For the 5.25–5.725 GHz bands:**

The maximum power spectral density shall not exceed 11 dBm in any 1.0 MHz band.

For Straddle Channel, according to KDB 789033 D02 General UNII Test Procedures New Rules v02r01, if the power and PSD of the devices are uniform and comply with the lower limits specified for the U-NII-2 bands, a single measurement over the entire emission bandwidth can be performed to show compliance.

If transmitting antennas of directional gain greater than 6 dBi are used, the peak output power shall be reduced by the amount in dB that the directional gain of the antenna exceeds 6 dBi.

#### 3.3.2 Measuring Instruments

Please refer to the measuring equipment list in this test report.

### 3.3.3 Test Procedures

The testing follows FCC KDB 789033 D02 General UNII Test Procedures New Rules v02r01.  
Section F) Maximum power spectral density.

#### # Method SA-2 #

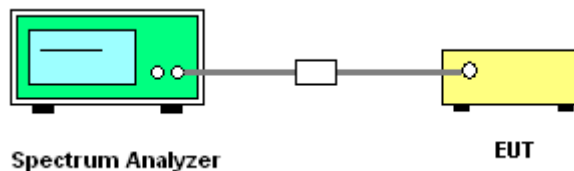
(trace averaging across on and off times of the EUT transmissions, followed by duty cycle correction).

- Measure the duty cycle.
  - Set span to encompass the entire emission bandwidth (EBW) of the signal.
  - Set RBW = 1 MHz.
  - Set VBW  $\geq$  3 MHz.
  - Number of points in sweep  $\geq$  2 Span / RBW.
  - Sweep time = auto.
  - Detector = RMS
  - Trace average at least 100 traces in power averaging mode.
  - Add  $10 \log(1/x)$ , where x is the duty cycle, to the measured power in order to compute the average power during the actual transmission times. For example, add  $10 \log(1/0.25) = 6$  dB if the duty cycle is 25 percent.
1. The RF output of EUT is connected to the spectrum analyzer by a low loss cable.
  2. Each plot has already offset with cable loss, and attenuator loss. Measure the PPSD and record it.
  3. For MIMO mode, calculation method follows FCC KDB 662911 D01 Multiple Transmitter Output v02r01.

Method (a): Measure and sum the spectra across the outputs.

The total final Power Spectral Density is from a device with 2 transmitter outputs. The spectrum measurements of the individual outputs are all performed with the same span and number of points; the spectrum value in the first spectral bin of output 1 is summed with that in the first spectral bin of output 2 to obtain the value for the first frequency bin of the summed spectrum.

### 3.3.4 Test Setup

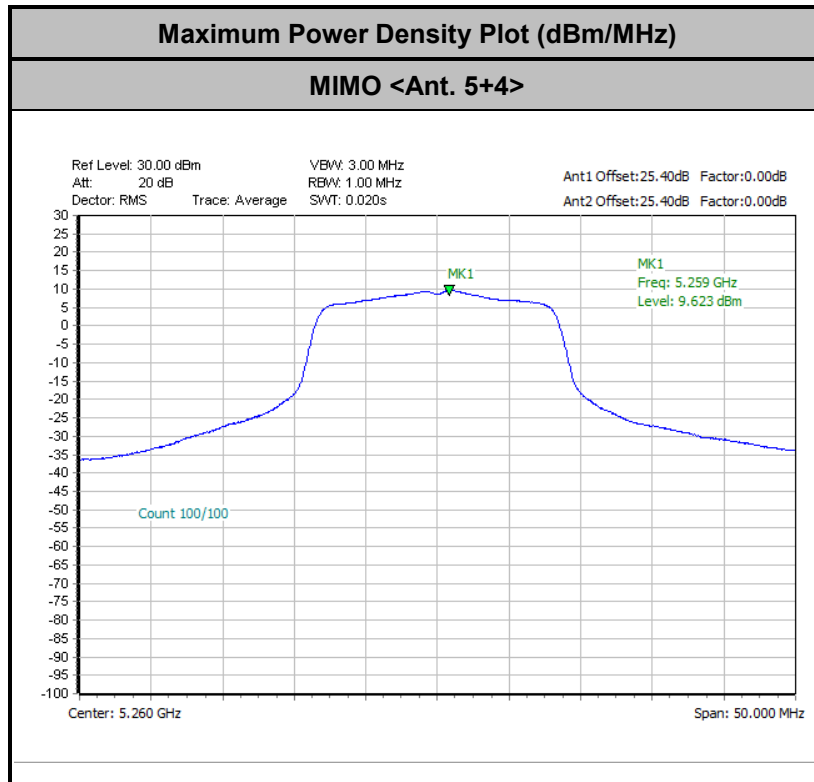


### 3.3.5 Test Result of Power Spectral Density

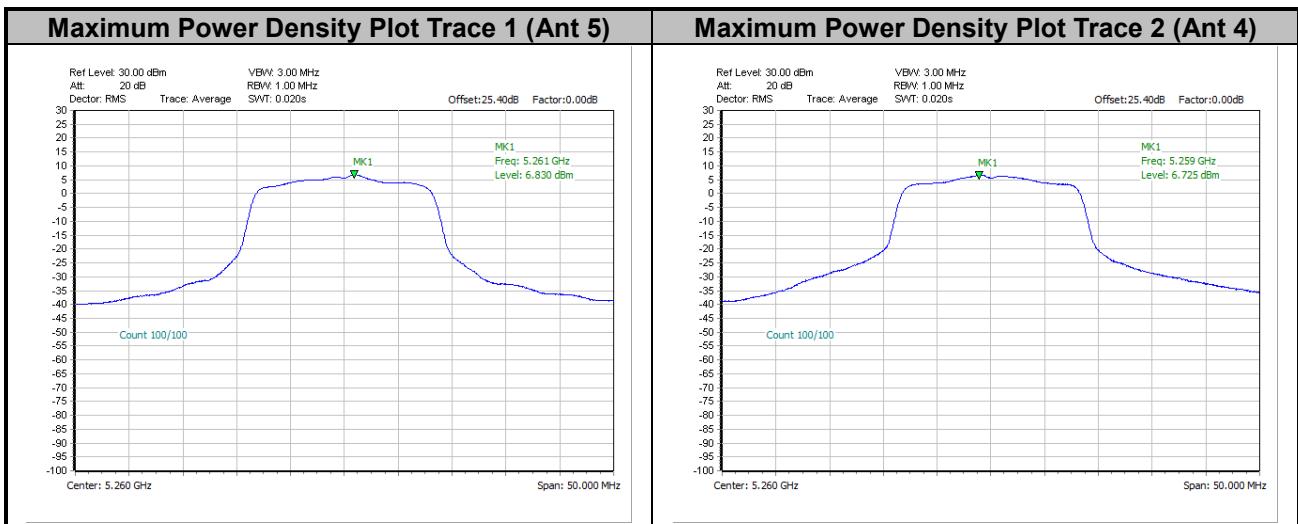
Please refer to Appendix A.



<802.11a>

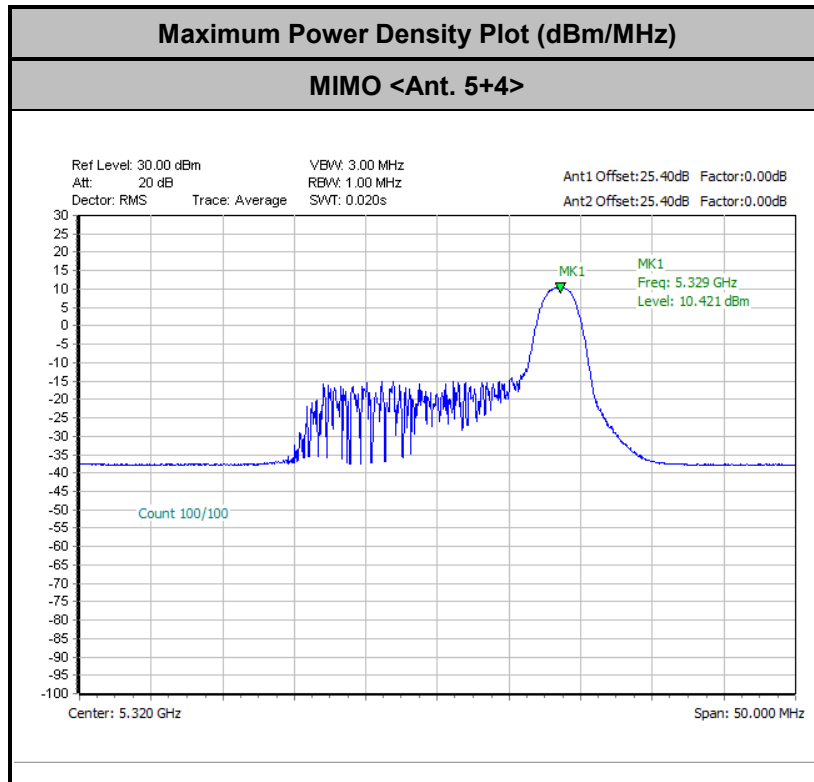


Remark: The test plot is showing a bin by bin combined result mathematically adds two traces.

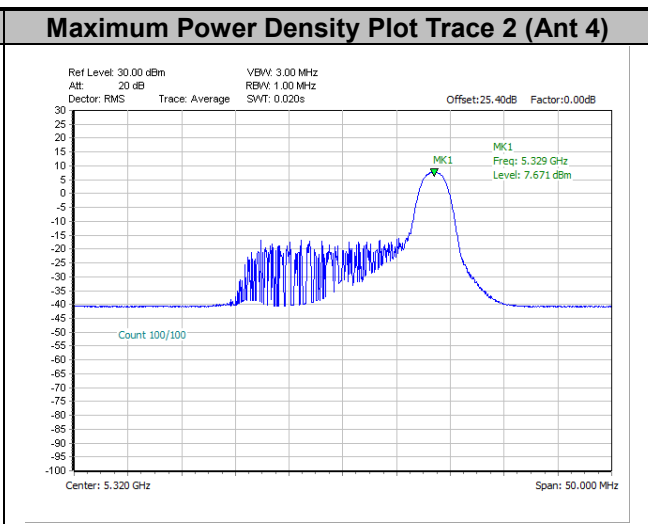
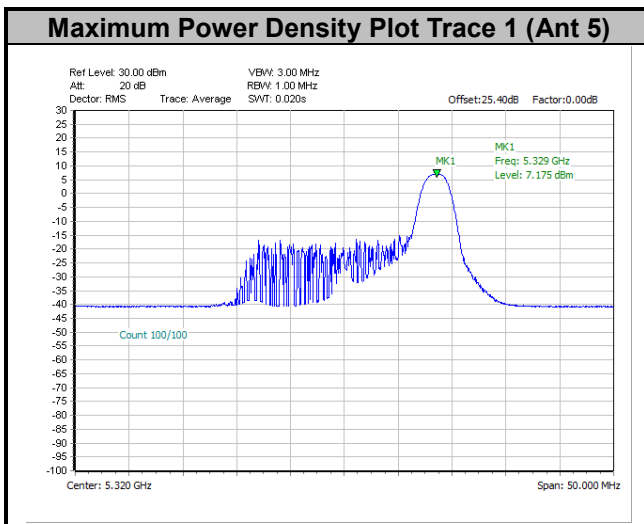




<802.11ax HE20>

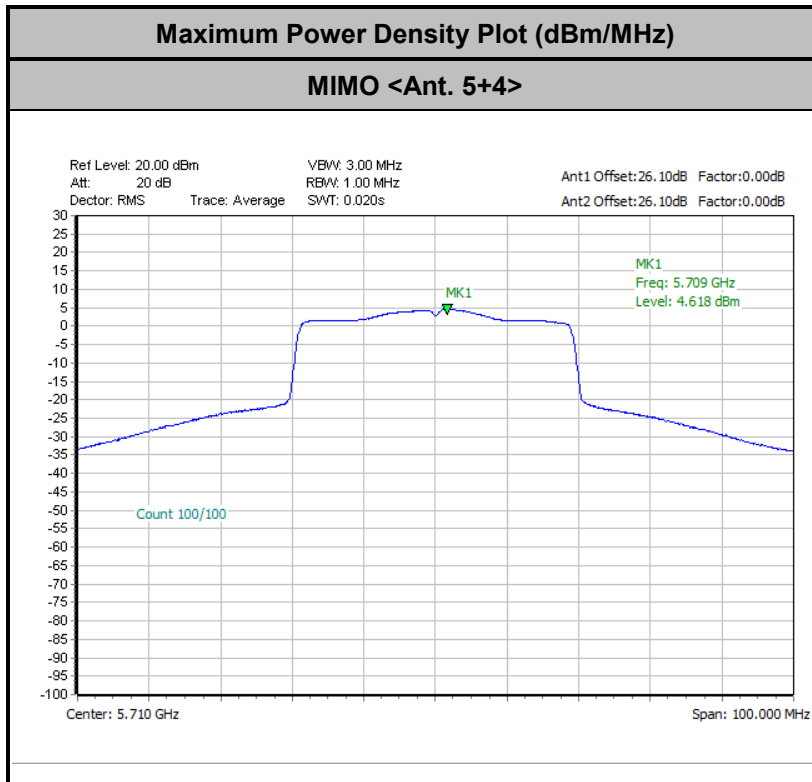


Remark: The test plot is showing a bin by bin combined result mathematically adds two traces.

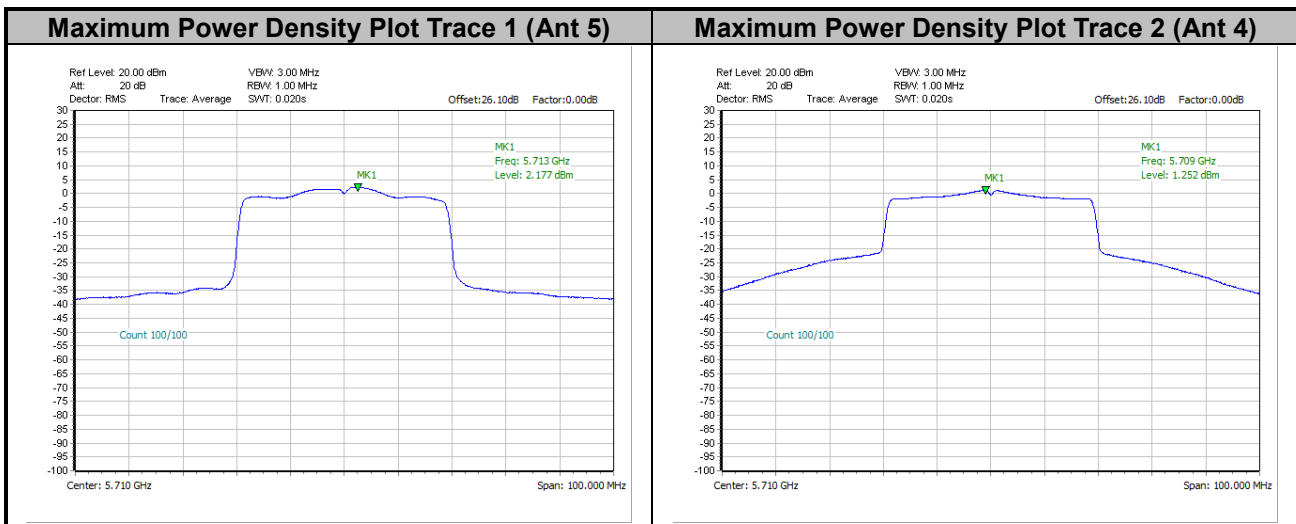




<802.11ax HE40>

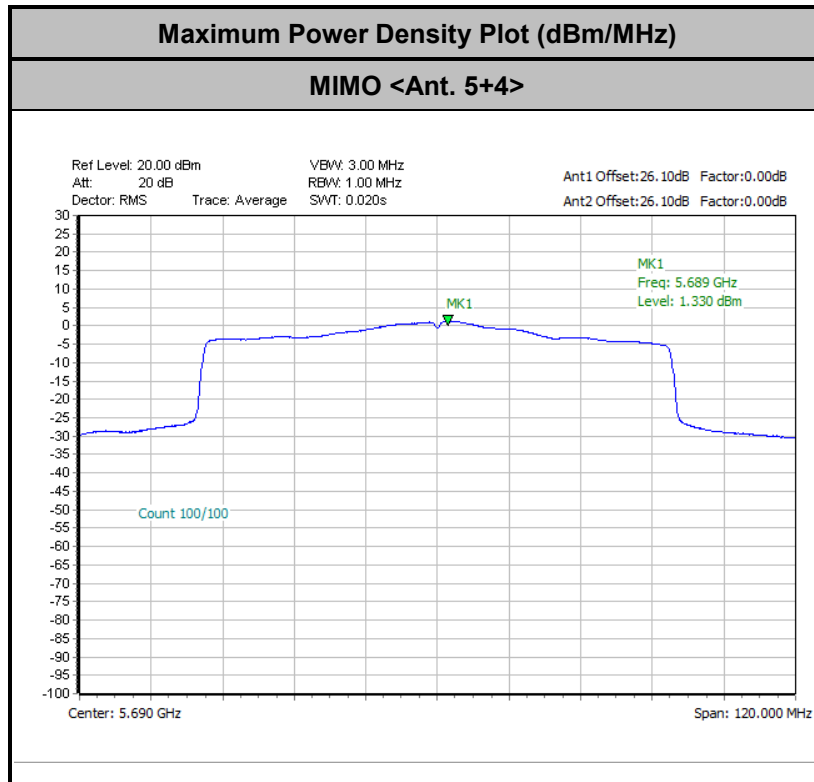


Remark: The test plot is showing a bin by bin combined result mathematically adds two traces.

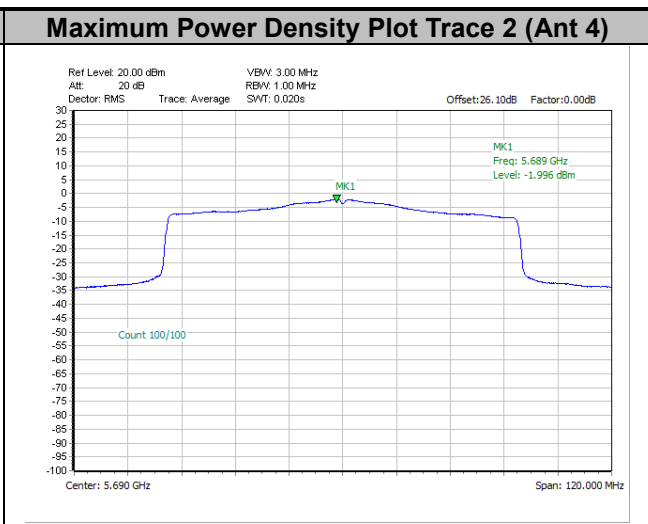
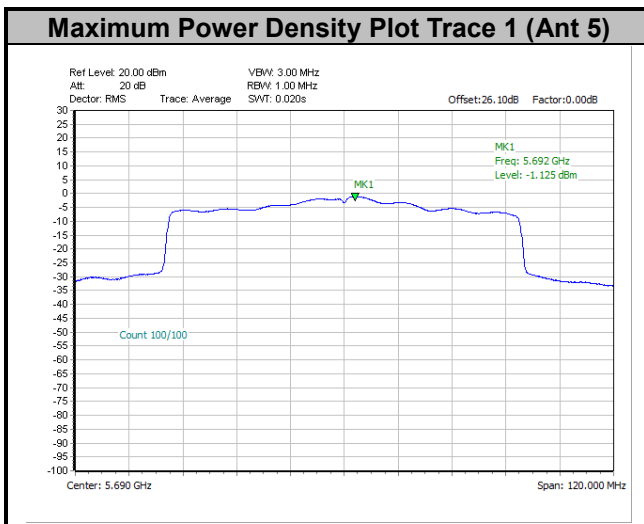




<802.11ax HE80>

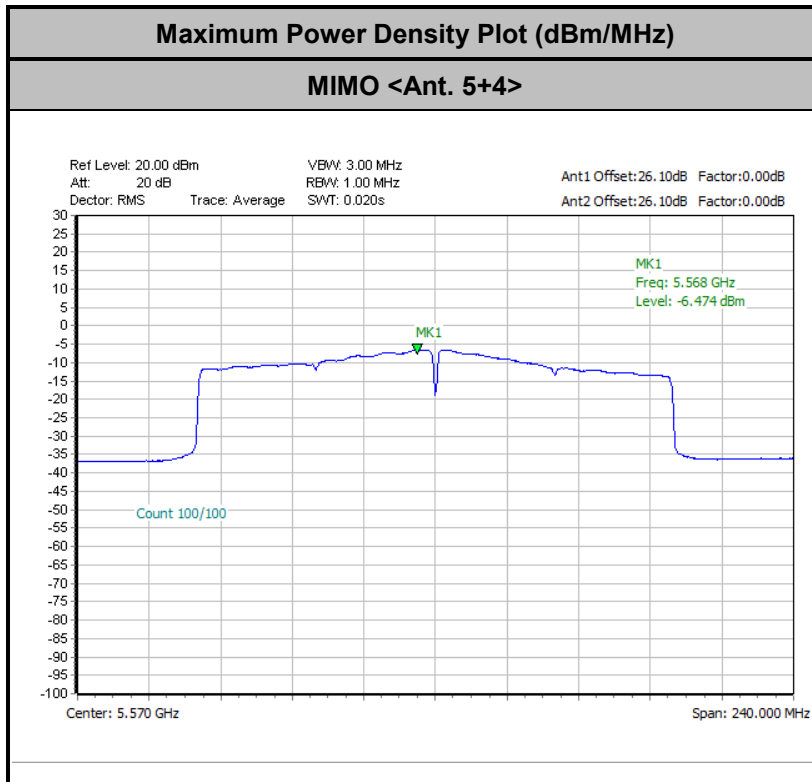


Remark: The test plot is showing a bin by bin combined result mathematically adds two traces.

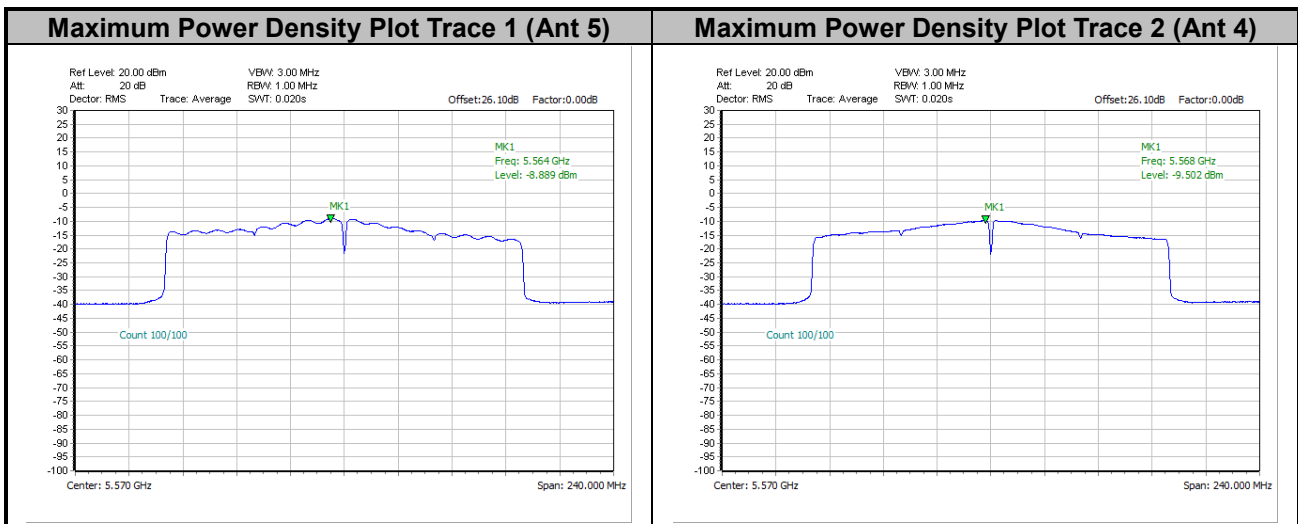




<802.11ax HE160>



Remark: The test plot is showing a bin by bin combined result mathematically adds two traces.







### 3.4 Unwanted Emissions Measurement

This section is to measure unwanted emissions through radiated measurement for band edge spurious emissions and out of band emissions measurement.

#### 3.4.1 Limit of Unwanted Emissions

- (1) For transmitters operating in the 5150-5250 MHz band: all emissions outside of the 5150-5350 MHz band shall not exceed an EIRP of -27dBm/MHz.

For transmitters operating in the 5250-5350 MHz band: all emissions outside of the 5150-5350 MHz band shall not exceed an EIRP of -27 dBm/MHz. Devices operating in the 5250-5350 MHz band that generate emissions in the 5150-5250 MHz band must meet all applicable technical requirements for operation in the 5150-5250 MHz band (including indoor use) or alternatively meet an out-of-band emission EIRP limit of -27 dBm/MHz in the 5150-5250 MHz band.

For transmitters operating in the 5470-5600 MHz and 5650-5725MHz band: all emissions outside of the 5470-5600 MHz and 5650-5725MHz band shall not exceed an EIRP of -27 dBm/MHz.

- (2) Unwanted spurious emissions falls in restricted bands shall comply with the general field strength limits as below table:

Frequency (MHz)	Field Strength (microvolts/meter)	Measurement Distance (meters)
0.009 – 0.490	2400/F(kHz)	300
0.490 – 1.705	24000/F(kHz)	30
1.705 – 30.0	30	30
30 – 88	100	3
88 – 216	150	3
216 - 960	200	3
Above 960	500	3

**Note:** The following formula is used to convert the EIRP to field strength.

$$E = \frac{1000000\sqrt{30P}}{3} \mu V/m, \text{ where } P \text{ is the eirp (Watts)}$$

EIRP (dBm)	Field Strength at 3m (dBμV/m)
- 27	68.3

- (3) KDB789033 D02 v02r01 G)2)c)
  - (i) Sections 15.407(b)(1-3) specifies the unwanted emissions limit for the U-NII-1 and U-NII-2 bands. As specified, emissions above 1000 MHz that are outside of the restricted bands are subject to a peak emission limit of -27 dBm/MHz.
  - (ii) Section 15.407(b)(4) specifies the unwanted emissions limit for the U-NII-3 band. A band emissions mask is specified in Section 15.407(b)(4)(i). The emission limits are based on the use of a peak detector.



### 3.4.2 Measuring Instruments

Please refer to the measuring equipment list in this test report.

### 3.4.3 Test Procedures

1. The testing follows the ANSI C63.10 Section 11.12.2 Antenna-port conducted measurements.
2. Measure the conducted output power (in dBm) using the peak detector.
3. Add the maximum transmit antenna gain (in dBi) to the measured output power level to determine the EIRP.
4. Add the appropriate maximum ground reflection factor to the EIRP (6 dB for frequencies  $\leq$  30 MHz; 4.7 dB for frequencies between 30 MHz and 1000 MHz, inclusive; and 0 dB for frequencies  $>$  1000 MHz).
5. Convert the resultant EIRP to an equivalent electric field strength using the following relationship:

$$E = \text{EIRP} - 20 \log d + 104.8,$$

where

E is the electric field strength in dB $\mu$ V/m

EIRP is the equivalent isotropically radiated power in dBm

d is the specified measurement distance in 3m

6. Compare the resultant electric field strength level with the applicable regulatory limit.
7. Corrected Reading for conducted spurious emission: Antenna Gain + Path Loss + MIMO Factor + Read Level = Level
8. Perform the cabinet radiated spurious emission test and verify radiated spurious emission with Antenna A and C.
9. The testing follows FCC KDB 789033 D02 General UNII Test Procedures New Rules v02r01. Section G) Unwanted emissions measurement.

#### (1) Procedure for Unwanted Emissions Measurements Below 1000 MHz

- RBW = 120 kHz
- VBW = 300 kHz
- Detector = Peak
- Trace mode = max hold

#### (2) Procedure for Peak Unwanted Emissions Measurements Above 1000 MHz

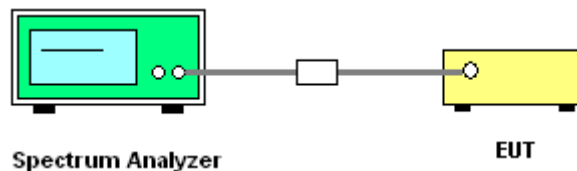
- RBW = 1 MHz
- VBW  $\geq$  3 MHz
- Detector = Peak
- Sweep time = auto
- Trace mode = max hold

(3) Procedures for Average Unwanted Emissions Measurements Above 1000 MHz

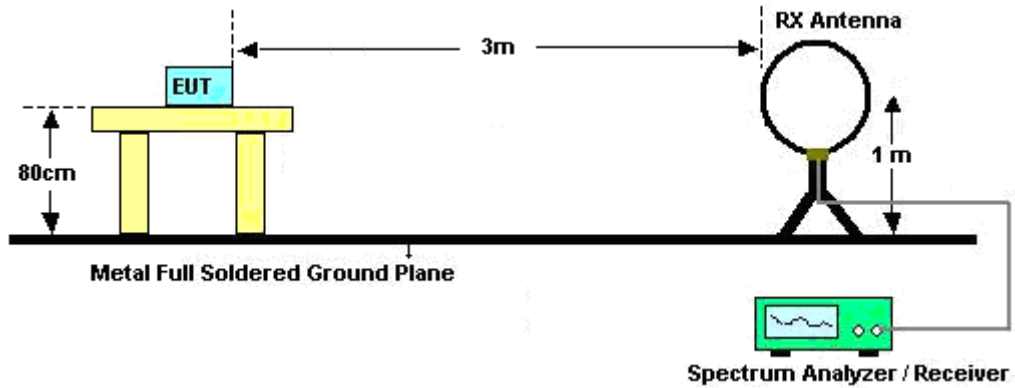
- RBW = 1 MHz
  - VBW = 10 Hz, when duty cycle is no less than 98 percent.
  - $VBW \geq 1/T$ , when duty cycle is less than 98 percent where T is the minimum transmission duration over which the transmitter is on and is transmitting at its maximum power control level for the tested mode of operation.
10. The EUT is placed on a turntable with 0.8 meter for frequency below 1 GHz and 1.5 meter for frequency above 1 GHz respectively above ground.
  11. The EUT is set 3 meters away from the receiving antenna which is mounted on the top of a variable height antenna tower.
  12. The antenna is a broadband antenna and its height is adjusted between one meter and four meters above ground to find the maximum value of the field strength for both horizontal polarization and vertical polarization of the antenna.
  13. For each suspected emission, the EUT is arranged to its worst case and then adjust the antenna tower (from 1 m to 4 m) and turntable (from 0 degree to 360 degrees) to find the maximum reading.
  14. Radiated testing below 1 GHz is performed by adjusting the antenna tower from 1 m to 4 m and by rotating the turn table from 0 degree to 360 degrees to find the peak maximum hold reading. When there is no suspected emission found and the emission level is with at least 6 dB margin against QP limit line, the position is marked as “-“.
  15. Radiated testing above 1 GHz is performed by adjusting the antenna tower from 1 m to 4 m and by rotating the turn table from 0 degree to 360 degrees to find the peak maximum hold reading for scanning all frequencies. When there is no suspected emission found and the harmonic emission level is with at least 6 dB margin against average limit line, the position is marked as “-“.

### 3.4.4 Test Setup

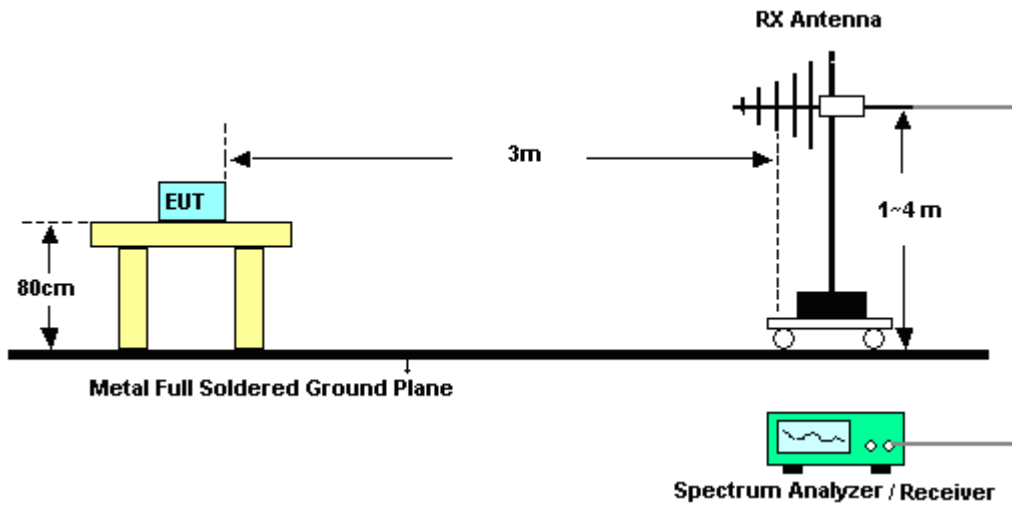
**For Conducted Measurement Setup:**



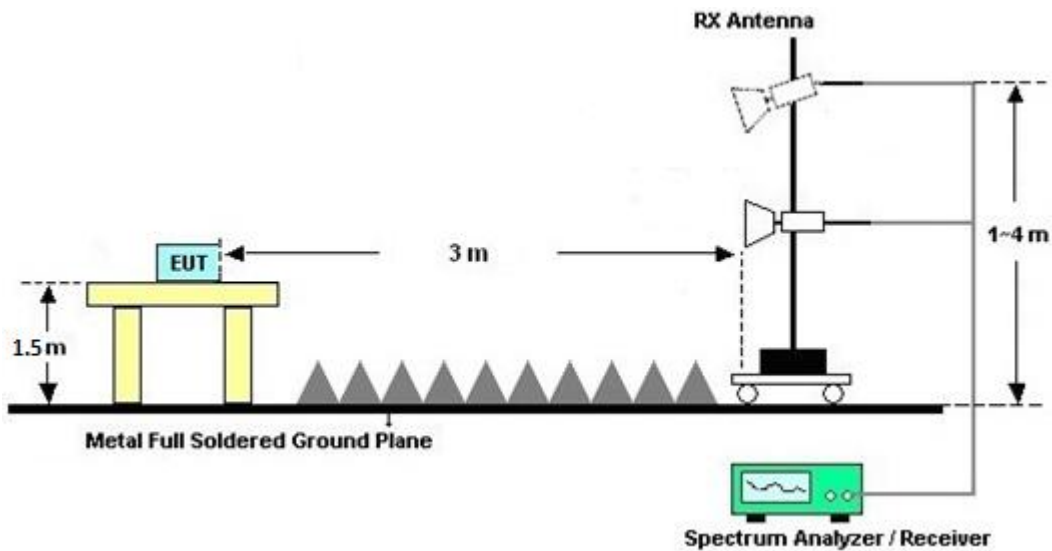
For radiated emissions below 30MHz



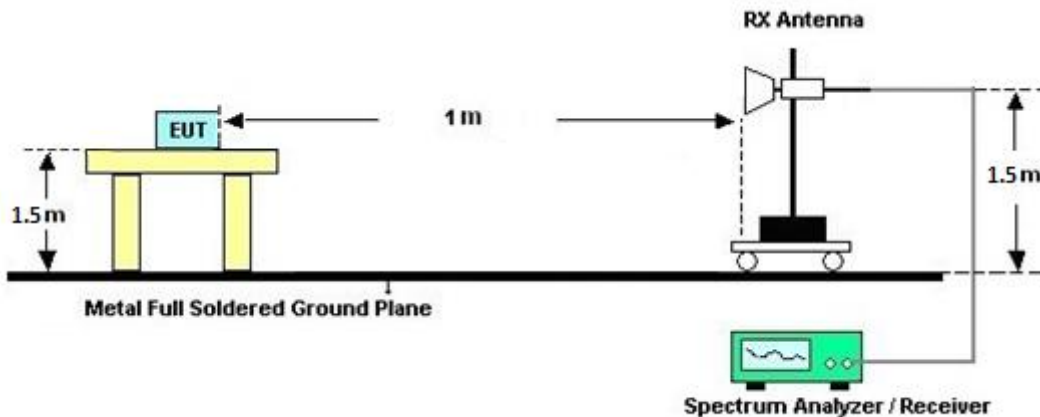
For radiated emissions from 30MHz to 1GHz



For radiated test from 1GHz to 18GHz



For radiated test above 18GHz



### 3.4.5 Test Results of Radiated Spurious Emissions (9 kHz ~ 30 MHz)

The low frequency, which starts from 9 kHz to 30 MHz, is pre-scanned and the result which is 20 dB lower than the limit line is not reported.

There is adequate comparison measurement of both open-field test site and alternative test site - semi-Anechoic chamber according to 414788 D01 Radiated Test Site v01r01, and the result came out very similar.

### 3.4.6 Test Result of Conduced Spurious at Band Edges in the Restricted Band

Please refer to Appendix B and C.

### 3.4.7 Test Result of Conduced Spurious Emission in the Restricted Band

Please refer to Appendix B and C.

### 3.4.8 Test Result of Cabinet Radiated Spurious at Band Edges

Please refer to Appendix D and E.

### 3.4.9 Test Result of Cabinet Radiated Spurious Emissions (30MHz ~ 10th Harmonic)

Please refer to Appendix D and E.

### 3.4.10 Test Result of Radiated Spurious Emissions in the Restricted Band

Please refer to Appendix F and G.

### 3.4.11 Duty Cycle

Please refer to Appendix H.



## 3.5 Antenna Requirements

### 3.5.1 Standard Applicable

If transmitting antenna directional gain is greater than 6 dBi, both the peak transmit power and the peak power spectral density shall be reduced by the amount in dB that the directional gain of the antenna exceeds 6 dBi.

### 3.5.2 Antenna Anti-Replacement Construction

An embedded-in antenna design is used.

### 3.5.3 Antenna Gain

FCC KDB 662911 D01 Multiple Transmitter Output v02r01

The directional gain calculated as

$$DirectionalGain = 10 \cdot \log \left[ \frac{\sum_{j=1}^{N_{SS}} \left\{ \sum_{k=1}^{N_{ANT}} g_{j,k} \right\}^2}{N_{ANT}} \right]$$

where

Each antenna is driven by no more than one spatial stream;

$N_{SS}$  = the number of independent spatial streams of data;

$N_{ANT}$  = the total number of antennas

$g_{j,k} = 10^{G_k/20}$  if the  $k$ th antenna is being fed by spatial stream  $j$ , or zero if it is not;

$G_k$  is the gain in dBi of the  $k$ th antenna.

The EUT supports beamforming for 802.11ac and 11ax modes.

The directional gain calculation is following F)2)e)ii) of KDB 662911 D01 v02r01.

The power and PSD limit should be modified if the directional gain of EUT is over 6 dBi,



The directional gain "DG" is calculated as following table.

			DG	DG	Power	PSD
			for	for	Limit	Limit
	Ant. 5	Ant. 4	Power	PSD	Reduction	Reduction
	(dBi)	(dBi)	(dBi)	(dBi)	(dB)	(dB)
Band I	3.35	3.35	6.36	6.36	0.36	0.36
Band II	3.42	3.42	6.43	6.43	0.43	0.43
Band III	4.81	4.81	7.82	7.82	1.82	1.82

Power limit reduction = Composite gain – 6dBi, ( min = 0 )

PSD limit reduction = Composite gain + PSD Array gain – 6dBi, ( min = 0 )

Calculation example:

The DG for PSD is derived from formula is

$$10 \times \log \left\{ \left[ 10^{(3.35 \text{ dBi} / 20)} + 10^{(3.35 \text{ dBi} / 20)} \right]^2 / 2 \right\}$$

= 6.36 dBi



## 4 List of Measuring Equipment

Instrument	Brand Name	Model No.	Serial No.	Characteristics	Calibration Date	Test Date	Due Date	Remark
Loop Antenna	Rohde & Schwarz	HFH2-Z2	100488	9 kHz~30 MHz	Sep. 09, 2021	Apr. 20, 2022~ Apr. 29, 2022	Sep. 08, 2022	Radiation (03CH15-HY)
Bilog Antenna	TESEQ	CBL 6111D & 00800N1D01N -06	41912 & 05	30MHz~1GHz	Feb. 06, 2022	Apr. 20, 2022~ Apr. 29, 2022	Feb. 05, 2023	Radiation (03CH15-HY)
Amplifier	SONOMA	310N	363440	9kHz~1GHz	Dec. 27, 2021	Apr. 20, 2022~ Apr. 29, 2022	Dec. 26, 2022	Radiation (03CH15-HY)
Horn Antenna	SCHWARZBE CK	BBHA 9120 D	9120D-02038	1GHz~18GHz	Aug. 04, 2021	Apr. 20, 2022~ Apr. 29, 2022	Aug. 03, 2022	Radiation (03CH15-HY)
SHF-EHF Horn Antenna	SCHWARZBE CK	BBHA 9170	BBHA917025 1	18GHz~40GHz	Nov. 30, 2021	Apr. 20, 2022~ Apr. 29, 2022	Nov. 29, 2022	Radiation (03CH15-HY)
Preamplifier	Jet-Power	JPA0118-55-30 3	17100018000 55006	1GHz~18GHz	May 06, 2021	Apr. 20, 2022~ Apr. 29, 2022	May 05, 2022	Radiation (03CH15-HY)
Preamplifier	EM Electronics	EM01G18G	060803	1GHz-18GHz	Dec. 16, 2021	Apr. 20, 2022~ Apr. 29, 2022	Dec. 15, 2022	Radiation (03CH15-HY)
Preamplifier	EMEC	EM18G40G	060801	18-40GHz	Jun. 22, 2021	Apr. 20, 2022~ Apr. 29, 2022	Jun. 21, 2022	Radiation (03CH15-HY)
EMI Test Receiver	Keysight	N9038A(MXE)	MY54130085	20MHz~8.4GHz	Oct. 21, 2021	Apr. 20, 2022~ Apr. 29, 2022	Oct. 20, 2022	Radiation (03CH15-HY)
Spectrum Analyzer	Agilent	E4446A	MY50180136	3Hz~44GHz	May 07, 2021	Apr. 20, 2022~ Apr. 29, 2022	May 06, 2022	Radiation (03CH15-HY)
Antenna Mast	ChainTek	MBS-520-1	N/A	1m~4m	N/A	Apr. 20, 2022~ Apr. 29, 2022	N/A	Radiation (03CH15-HY)
Turn Table	ChainTek	T-200-S-1	N/A	0~360 Degree	N/A	Apr. 20, 2022~ Apr. 29, 2022	N/A	Radiation (03CH15-HY)
Software	Audix	E3 6.2009-8-24 (k5)	RK-000451	N/A	N/A	Apr. 20, 2022~ Apr. 29, 2022	N/A	Radiation (03CH15-HY)
RF Cable	HUBER + SUHNER	SUCOFLEX 104, 102E	MY36980/4, MY9838/4PE, 508405/2E	30MHz~18G	Nov. 15, 2021	Apr. 20, 2022~ Apr. 29, 2022	Nov. 14, 2022	Radiation (03CH15-HY)
RF Cable	HUBER + SUHNER	SUCOFLEX 102	804011/2,804 012/2	30MHz-40GHz	Jan. 04, 2022	Apr. 20, 2022~ Apr. 29, 2022	Jan. 03, 2023	Radiation (03CH15-HY)
RF Cable	HUBER + SUHNER	SUCOFLEX 104	MY9837/4PE	9kHz~30MHz	Mar. 10, 2022	Apr. 20, 2022~ Apr. 29, 2022	Mar. 09, 2023	Radiation (03CH15-HY)
Filter	Wainwright	WLJ4-1000-15 30-6000-40ST	SN4	1.53GHz Low Pass Filter	Jul. 02, 2021	Apr. 20, 2022~ Apr. 29, 2022	Jul. 01, 2022	Radiation (03CH15-HY)
Filter	Wainwright	WHKX8-5872. 5-6750-18000- 40ST	SN6	6.75GHz High Pass Filter	Jun. 30, 2021	Apr. 20, 2022~ Apr. 29, 2022	Jun. 29, 2022	Radiation (03CH15-HY)
Hygrometer	TECPEL	DTM-303A	TP201996	N/A	Nov. 16, 2021	May 28, 2022 Aug. 04, 2022	Nov. 15, 2022	Conducted (TH05-HY)
Power Sensor	DARE	RPR3006W	16I00054SNO 12 (NO:113)	10MHz~6GHz	Dec. 16, 2021	May 28, 2022 Aug. 04, 2022	Dec. 15, 2022	Conducted (TH05-HY)
Signal Analyzer	Rohde & Schwarz	FSV40	101566	10Hz~40GHz	Aug. 30, 2021	May 28, 2022 Aug. 04, 2022	Aug. 29, 2022	Conducted (TH05-HY)
Switch Control Mainframe	E-IUSTRUME NT	ETF-1405-0	EC1900067 (BOX7)	N/A	Aug. 12, 2021	May 28, 2022 Aug. 04, 2022	Aug. 11, 2022	Conducted (TH05-HY)





Instrument	Brand Name	Model No.	Serial No.	Characteristics	Calibration Date	Test Date	Due Date	Remark
Spectrum Analyzer	ROHDE & SCHWARZ	FSV40	101565	10Hz~40GHz	Dec. 29, 2021	Jun. 03, 2022~ Aug. 11, 2022	Dec. 28, 2022	CSE (TH05-HY)
RF Cable	HUBER + SUHNER	SUCOFLEX 104	MY9837/4PE	9kHz~30MHz	Mar. 10, 2022	Jun. 03, 2022~ Aug. 11, 2022	Mar. 09, 2023	CSE (TH05-HY)
RF Cable	HUBER + SUHNER	SUCOFLEX 126E	0058/126E	30MHz~18GHz	Dec. 10, 2021	Jun. 03, 2022~ Aug. 11, 2022	Dec. 09, 2022	CSE (TH05-HY)
RF Cable	HUBER + SUHNER	SUCOFLEX 102	505134/2	30MHz~40GHz	Feb. 21, 2022	Jun. 03, 2022~ Aug. 11, 2022	Feb. 20, 2023	CSE (TH05-HY)
Filter	Wainwright	WLKS1200-12 SS	SN2	1.2GHz Low Pass Filter	Mar. 15, 2022	Jun. 03, 2022~ Aug. 11, 2022	Mar. 14, 2023	CSE (TH05-HY)
Filter	Wainwright	WHKX8-5872. 5-6750-18000- 40ST	SN17	6.75GHz High Pass Filter	May 23, 2022	Jun. 03, 2022~ Aug. 11, 2022	May 22, 2023	CSE (TH05-HY)



## 5 Uncertainty of Evaluation

### Uncertainty of Radiated Emission Measurement (30 MHz ~ 1000 MHz)

Measuring Uncertainty for a Level of Confidence of 95% ( $U = 2Uc(y)$ )	5.8 dB
---	--------

### Uncertainty of Radiated Emission Measurement (1000 MHz ~ 18000 MHz)

Measuring Uncertainty for a Level of Confidence of 95% ( $U = 2Uc(y)$ )	5.3 dB
---	--------

### Uncertainty of Radiated Emission Measurement (18000 MHz ~ 40000 MHz)

Measuring Uncertainty for a Level of Confidence of 95% ( $U = 2Uc(y)$ )	5.6 dB
---	--------

**Appendix A. Test Result of Conducted Test Items**

Test Engineer:	Richard Qiu	Temperature:	21~25	°C
Test Date:	2022/5/28~08/04	Relative Humidity:	51~54	%

**TEST RESULTS DATA**  
**26dB and 99% OBW**

Band I MIMO													
Mod.	Data Rate	NTX	CH.	Freq. (MHz)	99% Bandwidth (MHz)		26 dB Bandwidth (MHz)		IC 99% Bandwidth Power Limit (dBm)		IC 99% Bandwidth EIRP Limit (dBm)		Note
					Ant 5	Ant 4	Ant 5	Ant 4	Ant 5	Ant 4	Ant 5	Ant 4	
11a	6Mbps	2	36	5180	16.28	16.33	19.00	19.20	-	-	22.12	22.12	
11a	6Mbps	2	44	5220	16.28	16.28	20.05	19.10	-	-	22.12	22.12	
11a	6Mbps	2	48	5240	16.28	16.28	19.70	19.20	-	-	22.12	22.12	

**TEST RESULTS DATA**  
**Average Power Table**

FCC Band I MIMO												
Mod.	Data Rate	NTX	CH.	Freq. (MHz)	Average Conducted Power (dBm)			FCC Conducted Power Limit (dBm)		DG (dBi)		Pass/Fail
					Ant 5	Ant 4	SUM	Ant 5	Ant 4	Ant 5	Ant 4	
11a	6Mbps	2	36	5180	10.70	10.20	13.47	23.64		6.36	Pass	
11a	6Mbps	2	44	5220	10.40	10.10	13.26	23.64		6.36	Pass	
11a	6Mbps	2	48	5240	10.70	10.40	13.56	23.64		6.36	Pass	
HT20	MCS0	2	36	5180	10.90	10.50	13.71	23.64		6.36	Pass	
HT20	MCS0	2	44	5220	10.60	10.40	13.51	23.64		6.36	Pass	
HT20	MCS0	2	48	5240	10.90	10.60	13.76	23.64		6.36	Pass	
HT40	MCS0	2	38	5190	10.80	10.20	13.52	23.64		6.36	Pass	
HT40	MCS0	2	46	5230	13.00	12.80	15.91	23.64		6.36	Pass	
VHT20	MCS0	2	36	5180	11.00	10.60	13.81	23.64		6.36	Pass	
VHT20	MCS0	2	44	5220	10.70	10.50	13.61	23.64		6.36	Pass	
VHT20	MCS0	2	48	5240	11.00	10.70	13.86	23.64		6.36	Pass	
VHT40	MCS0	2	38	5190	10.90	10.30	13.62	23.64		6.36	Pass	
VHT40	MCS0	2	46	5230	13.10	12.90	16.01	23.64		6.36	Pass	
VHT80	MCS0	2	42	5210	10.30	9.20	12.80	23.64		6.36	Pass	
VHT160	MCS0	2	50	5250	8.60	7.80	11.23	23.64		6.36	Pass	

**TEST RESULTS DATA**  
**Power Spectral Density**

FCC Band I MIMO												
Mod.	Data Rate	NTX	CH.	Freq. (MHz)	Average Power Density (dBm/MHz)			Average PSD Limit (dBm/MHz)		DG (dBi)		Pass /Fail
					Ant 5	Ant 4	SUM	Ant 5	Ant 4	Ant 5	Ant 4	
11a	6Mbps	2	36	5180			3.33	10.64	6.36		Pass	
11a	6Mbps	2	44	5220			3.19	10.64	6.36		Pass	
11a	6Mbps	2	48	5240			3.37	10.64	6.36		Pass	

**TEST RESULTS DATA**  
**26dB and 99% OBW**

Band II MIMO															
Mod.	Data Rate	NTX	CH.	Freq. (MHz)	99% Bandwidth (MHz)		26 dB Bandwidth (MHz)		IC 99% Bandwidth Power Limit (dBm)		IC 99% Bandwidth EIRP Limit (dBm)		FCC 26dB Bandwidth Power Limit (dBm)		Note
					Ant 5	Ant 4	Ant 5	Ant 4	Ant 5	Ant 4	Ant 5	Ant 4	Ant 5	Ant 4	
11a	6Mbps	2	52	5260	16.28	16.33	19.15	20.20	23.12		29.12		23.82		
11a	6Mbps	2	60	5300	16.28	16.33	19.00	19.70	23.12		29.12		23.79		
11a	6Mbps	2	64	5320	16.28	16.33	19.35	19.75	23.12		29.12		23.87		

**TEST RESULTS DATA**  
**Average Power Table**

FCC Band II MIMO													
Mod.	Data Rate	NTX	CH.	Freq. (MHz)	Average Conducted Power (dBm)			FCC Conducted Power Limit (dBm)		DG (dBi)		EIRP Power Limit (dBm)	Pass/Fail
					Ant 5	Ant 4	SUM	Ant 5	Ant 4	Ant 5	Ant 4		
11a	6Mbps	2	52	5260	16.90	17.30	20.11	23.39		6.43	30	Pass	
11a	6Mbps	2	60	5300	14.90	14.90	17.91	23.36		6.43	30	Pass	
11a	6Mbps	2	64	5320	12.50	12.20	15.36	23.44		6.43	30	Pass	
HT20	MCS0	2	52	5260	16.40	16.20	19.31	23.55		6.43	30	Pass	
HT20	MCS0	2	60	5300	14.70	14.70	17.71	23.55		6.43	30	Pass	
HT20	MCS0	2	64	5320	13.40	12.90	16.17	23.55		6.43	30	Pass	
HT40	MCS0	2	54	5270	14.20	13.70	16.97	23.55		6.43	30	Pass	
HT40	MCS0	2	62	5310	12.40	12.00	15.21	23.55		6.43	30	Pass	
VHT20	MCS0	2	52	5260	16.50	16.30	19.41	23.55		6.43	30	Pass	
VHT20	MCS0	2	60	5300	14.80	14.80	17.81	23.55		6.43	30	Pass	
VHT20	MCS0	2	64	5320	13.50	13.00	16.27	23.55		6.43	30	Pass	
VHT40	MCS0	2	54	5270	14.30	13.80	17.07	23.55		6.43	30	Pass	
VHT40	MCS0	2	62	5310	12.50	12.10	15.31	23.55		6.43	30	Pass	
VHT80	MCS0	2	58	5290	10.10	9.40	12.77	23.55		6.43	30	Pass	
VHT160	MCS0	2	50	5250	8.60	7.80	11.23	23.55		6.43	30	Pass	



**TEST RESULTS DATA**  
**Power Spectral Density**

Band II MIMO												
Mod.	Data Rate	NTX	CH.	Freq. (MHz)	Average Power Density (dBm/MHz)			Average PSD Limit (dBm/MHz)		DG (dBi)		Pass /Fail
					Ant 5	Ant 4	SUM	Ant 5	Ant 4	Ant 5	Ant 4	
11a	6Mbps	2	52	5260			9.62	10.57		6.43	Pass	
11a	6Mbps	2	60	5300			7.77	10.57		6.43	Pass	
11a	6Mbps	2	64	5320			5.35	10.57		6.43	Pass	

**TEST RESULTS DATA**  
**26dB and 99% OBW**

Band III MIMO																
Mod.	Data Rate	NTX	CH.	Freq. (MHz)	99% Bandwidth In U-NII 2C (MHz)		26 dB Bandwidth In U-NII 2C (MHz)		IC 99% Bandwidth Power Limit (dBm)		IC 99% Bandwidth EIRP Limit (dBm)		FCC 26dB Bandwidth Power Limit (dBm)		6 dB Bandwidth for Straddle Channel (MHz)	
					Ant 5	Ant 4	Ant 5	Ant 4	Ant 5	Ant 4	Ant 5	Ant 4	Ant 5	Ant 4	Ant 5	Ant 4
11a	6Mbps	2	100	5500	16.43	16.28	19.50	19.00	23.12	23.12	29.12	29.12	23.79	23.79	----	----
11a	6Mbps	2	116	5580	16.33	16.28	32.55	19.85	23.12	23.12	29.12	29.12	23.98	23.98	----	----
11a	6Mbps	2	140	5700	16.33	16.43	19.00	22.00	23.13	23.13	29.13	29.13	23.79	23.79	----	----

Band III straddle channel MIMO																
Mod.	Data Rate	NTX	CH.	Freq. (MHz)	99% Bandwidth In U-NII 2C (MHz)		26 dB Bandwidth In U-NII 2C (MHz)		IC 99% Bandwidth Power Limit (dBm)		IC 99% Bandwidth EIRP Limit (dBm)		FCC 26dB Bandwidth Power Limit (dBm)		6 dB Bandwidth for Straddle Channel (MHz)	
					Ant 5	Ant 4	Ant 5	Ant 4	Ant 5	Ant 4	Ant 5	Ant 4	Ant 5	Ant 4	Ant 5	Ant 4
11a	6Mbps	2	144	5720	13.19	13.14	17.95	21.65	22.19	22.19	28.19	28.19	23.54	23.54	2.6	2.6

**TEST RESULTS DATA**  
**Average Power Table**

FCC Band III MIMO													
Mod.	Data Rate	NTX	CH.	Freq. (MHz)	Average Conducted Power (dBm)			FCC Conducted Power Limit (dBm)		DG (dBi)		EIRP Power Limit (dBm)	Pass/Fail
					Ant 5	Ant 4	SUM	Ant 5	Ant 4	Ant 5	Ant 4		
11a	6Mbps	2	100	5500	11.00	11.20	14.11	21.97	7.82	30	Pass		
11a	6Mbps	2	116	5580	16.10	16.10	19.11	22.16	7.82	30	Pass		
11a	6Mbps	2	140	5700	15.50	14.90	18.22	21.97	7.82	30	Pass		
HT20	MCS0	2	100	5500	10.20	10.40	13.31	22.16	7.82	30	Pass		
HT20	MCS0	2	116	5580	16.20	16.40	19.31	22.16	7.82	30	Pass		
HT20	MCS0	2	140	5700	7.90	8.30	11.11	22.16	7.82	30	Pass		
HT40	MCS0	2	102	5510	10.00	9.80	12.91	22.16	7.82	30	Pass		
HT40	MCS0	2	110	5550	12.20	12.00	15.11	22.16	7.82	30	Pass		
HT40	MCS0	2	134	5670	11.10	10.60	13.87	22.16	7.82	30	Pass		
VHT20	MCS0	2	100	5500	10.30	10.50	13.41	22.16	7.82	30	Pass		
VHT20	MCS0	2	116	5580	16.30	16.50	19.41	22.16	7.82	30	Pass		
VHT20	MCS0	2	140	5700	8.00	8.40	11.21	22.16	7.82	30	Pass		
VHT40	MCS0	2	102	5510	10.10	9.90	13.01	22.16	7.82	30	Pass		
VHT40	MCS0	2	110	5550	12.30	12.10	15.21	22.16	7.82	30	Pass		
VHT40	MCS0	2	134	5670	11.20	10.70	13.97	22.16	7.82	30	Pass		
VHT80	MCS0	2	106	5530	10.00	9.40	12.72	22.16	7.82	30	Pass		
VHT80	MCS0	2	122	5610	13.30	12.20	15.80	22.16	7.82	30	Pass		
VHT160	MCS0	2	114	5570	8.90	8.60	11.76	22.16	7.82	30	Pass		

FCC Band III straddle channel MIMO													
Mod.	Data Rate	NTX	CH.	Freq. (MHz)	Average Conducted Power (dBm)			FCC Conducted Power Limit (dBm)		DG (dBi)		EIRP Power Limit (dBm)	Pass/Fail
					Ant 5	Ant 4	SUM	Ant 5	Ant 4	Ant 5	Ant 4		
11a	6Mbps	2	144	5720	16.40	16.40	19.41	21.72	7.82	30	Pass		
HT20	MCS0	2	144	5720	16.30	16.60	19.46	22.16	7.82	30	Pass		
HT40	MCS0	2	142	5710	13.10	12.50	15.82	22.16	7.82	30	Pass		
VHT20	MCS0	2	144	5720	16.40	16.70	19.56	22.16	7.82	30	Pass		
VHT40	MCS0	2	142	5710	13.20	12.60	15.92	22.16	7.82	30	Pass		
VHT80	MCS0	2	138	5690	14.20	13.30	16.78	22.16	7.82	30	Pass		

**TEST RESULTS DATA**  
**Power Spectral Density**

Band III MIMO												
Mod.	Data Rate	NTX	CH.	Freq. (MHz)	Average Power Density (dBm/MHz)			Average PSD Limit (dBm/MHz)		DG (dBi)		Pass /Fail
					Ant 5	Ant 4	SUM	Ant 5	Ant 4	Ant 5	Ant 4	
11a	6Mbps	2	100	5500			4.23	9.18	7.82		Pass	
11a	6Mbps	2	116	5580			8.90	9.18	7.82		Pass	
11a	6Mbps	2	140	5700			7.94	9.18	7.82		Pass	

Band III straddle channel MIMO												
Mod.	Data Rate	NTX	CH.	Freq. (MHz)	Average Power Density (dBm/MHz)			Average PSD Limit (dBm/MHz)		DG (dBi)		Pass /Fail
					Ant 5	Ant 4	SUM	Ant 5	Ant 4	Ant 5	Ant 4	
11a	6Mbps	2	144	5720			9.00	9.18	7.82		Pass	

**TEST RESULTS DATA**  
**26dB and 99% OBW**

Band I MIMO														
Mod.	Data Rate	NTX	CH.	Freq. (MHz)	RU Config	99% Bandwidth (MHz)		26 dB Bandwidth (MHz)		IC 99% Bandwidth Power Limit (dBm)		IC 99% Bandwidth EIRP Limit (dBm)		Note
						Ant 5	Ant 4	Ant 5	Ant 4	Ant 5	Ant 4	Ant 5	Ant 4	
HE20	MCS0	2	36	5180	Full	18.88	18.88	21.15	21.40	-	-	22.76		
HE20	MCS0	2	36	5180	26/0	18.78	18.88	21.00	20.65	-	-	22.74		
HE20	MCS0	2	36	5180	52/37	18.33	18.53	21.65	20.80	-	-	22.63		
HE20	MCS0	2	36	5180	106/53	18.43	18.43	21.65	21.55	-	-	22.66		
HE20	MCS0	2	36	5180	242/61	19.33	19.23	27.65	29.95	-	-	22.84		
HE20	MCS0	2	44	5220	Full	18.88	18.88	20.90	20.85	-	-	22.76		
HE20	MCS0	2	44	5220	26/4	17.28	17.18	18.80	18.70	-	-	22.35		
HE20	MCS0	2	44	5220	52/39	17.23	17.23	19.55	19.05	-	-	22.36		
HE20	MCS0	2	44	5220	106/53	18.43	18.23	21.85	21.30	-	-	22.61		
HE20	MCS0	2	44	5220	242/61	19.13	19.28	22.60	28.80	-	-	22.82		
HE20	MCS0	2	48	5240	Full	18.88	18.88	21.10	21.00	-	-	22.76		
HE20	MCS0	2	48	5240	26/8	18.68	18.63	20.60	20.45	-	-	22.70		
HE20	MCS0	2	48	5240	52/40	18.53	18.33	21.00	20.80	-	-	22.63		
HE20	MCS0	2	48	5240	106/54	18.43	18.48	21.45	21.15	-	-	22.66		
HE20	MCS0	2	48	5240	242/61	19.08	19.23	22.55	29.35	-	-	22.81		
HE40	MCS0	2	38	5190	Full	37.76	37.86	40.41	40.23	-	-	23.01		
HE40	MCS0	2	38	5190	484/65	38.86	39.36	67.05	69.75	-	-	23.01		
HE40	MCS0	2	46	5230	Full	37.76	37.76	39.69	40.05	-	-	23.01		
HE40	MCS0	2	46	5230	484/65	39.16	38.76	64.35	54.00	-	-	23.01		
HE80	MCS0	2	42	5210	Full	76.96	76.72	81.60	82.24	-	-	23.01		
HE80	MCS0	2	42	5210	996/67	78.04	78.28	111.52	114.72	-	-	23.01		
HE160	MCS0	2	50	5250	Full	155.37	155.60	165.44	165.44	-	-	23.01		
HE160	MCS0	2	50	5250	1992/68	158.00	158.48	281.49	290.31	-	-	23.01		

**TEST RESULTS DATA**  
**Average Power Table**

FCC Band I MIMO													
Mod.	Data Rate	NTX	CH.	Freq. (MHz)	RU Config	Average Conducted Power (dBm)			FCC Conducted Power Limit (dBm)		DG (dBi)		Pass/Fail
						Ant 5	Ant 4	SUM	Ant 5	Ant 4	Ant 5	Ant 4	
HE20	MCS0	2	36	5180	Full	11.10	10.70	13.91	23.64		6.36		Pass
HE20	MCS0	2	36	5180	26/0	3.60	1.80	5.80	23.64		6.36		Pass
HE20	MCS0	2	36	5180	52/37	6.20	5.80	9.01	23.64		6.36		Pass
HE20	MCS0	2	36	5180	106/53	9.40	9.10	12.26	23.64		6.36		Pass
HE20	MCS0	2	36	5180	242/61	12.80	12.50	15.66	23.64		6.36		Pass
HE20	MCS0	2	44	5220	Full	10.80	10.60	13.71	23.64		6.36		Pass
HE20	MCS0	2	44	5220	26/4	4.60	4.20	7.41	23.64		6.36		Pass
HE20	MCS0	2	44	5220	52/39	6.30	6.40	9.36	23.64		6.36		Pass
HE20	MCS0	2	44	5220	106/53	9.10	9.00	12.06	23.64		6.36		Pass
HE20	MCS0	2	44	5220	242/61	12.60	12.30	15.46	23.64		6.36		Pass
HE20	MCS0	2	48	5240	Full	11.10	10.80	13.96	23.64		6.36		Pass
HE20	MCS0	2	48	5240	26/8	3.30	3.50	6.41	23.64		6.36		Pass
HE20	MCS0	2	48	5240	52/40	5.50	6.30	8.93	23.64		6.36		Pass
HE20	MCS0	2	48	5240	106/54	9.70	9.30	12.51	23.64		6.36		Pass
HE20	MCS0	2	48	5240	242/61	12.80	12.40	15.61	23.64		6.36		Pass
HE40	MCS0	2	38	5190	Full	11.00	10.40	13.72	23.64		6.36		Pass
HE40	MCS0	2	38	5190	484/65	11.10	9.80	13.51	23.64		6.36		Pass
HE40	MCS0	2	46	5230	Full	13.20	13.00	16.11	23.64		6.36		Pass
HE40	MCS0	2	46	5230	484/65	13.80	13.20	16.52	23.64		6.36		Pass
HE80	MCS0	2	42	5210	Full	10.40	9.30	12.90	23.64		6.36		Pass
HE80	MCS0	2	42	5210	996/67	8.50	7.40	11.00	23.64		6.36		Pass
HE160	MCS0	2	50	5250	Full	8.70	7.90	11.33	23.64		6.36		Pass
HE160	MCS0	2	50	5250	1992/68	6.80	6.00	9.43	23.64		6.36		Pass

**TEST RESULTS DATA**  
**Power Spectral Density**

FCC Band I MIMO													
Mod.	Data Rate	NTX	CH.	Freq. (MHz)	RU Config	Average Power Density (dBm/MHz)			Average PSD Limit (dBm/MHz)		DG (dBi)		Pass /Fail
						Ant 5	Ant 4	SUM	Ant 5	Ant 4	Ant 5	Ant 4	
HE20	MCS0	2	36	5180	Full			3.59	10.64	6.36		Pass	
HE20	MCS0	2	36	5180	26/0			2.99	10.64	6.36		Pass	
HE20	MCS0	2	36	5180	52/37			3.34	10.64	6.36		Pass	
HE20	MCS0	2	36	5180	106/53			3.59	10.64	6.36		Pass	
HE20	MCS0	2	36	5180	242/61			3.31	10.64	6.36		Pass	
HE20	MCS0	2	44	5220	Full			3.31	10.64	6.36		Pass	
HE20	MCS0	2	44	5220	26/4			3.62	10.64	6.36		Pass	
HE20	MCS0	2	44	5220	52/39			3.58	10.64	6.36		Pass	
HE20	MCS0	2	44	5220	106/53			3.54	10.64	6.36		Pass	
HE20	MCS0	2	44	5220	242/61			3.46	10.64	6.36		Pass	
HE20	MCS0	2	48	5240	Full			3.46	10.64	6.36		Pass	
HE20	MCS0	2	48	5240	26/8			3.63	10.64	6.36		Pass	
HE20	MCS0	2	48	5240	52/40			3.28	10.64	6.36		Pass	
HE20	MCS0	2	48	5240	106/54			3.63	10.64	6.36		Pass	
HE20	MCS0	2	48	5240	242/61			3.27	10.64	6.36		Pass	
HE40	MCS0	2	38	5190	Full			3.27	10.64	6.36		Pass	
HE40	MCS0	2	38	5190	484/65			3.03	10.64	6.36		Pass	
HE40	MCS0	2	46	5230	Full			3.03	10.64	6.36		Pass	
HE40	MCS0	2	46	5230	484/65			1.00	10.64	6.36		Pass	
HE80	MCS0	2	42	5210	Full			1.00	10.64	6.36		Pass	
HE80	MCS0	2	42	5210	996/67			-2.10	10.64	6.36		Pass	
HE160	MCS0	2	50	5250	Full			-6.85	10.64	6.36		Pass	
HE160	MCS0	2	50	5250	1992/68			-7.89	10.64	6.36		Pass	

**TEST RESULTS DATA**  
**26dB and 99% OBW**

Band II MIMO																
Mod.	Data Rate	NTX	CH.	Freq. (MHz)	RU Config	99% Bandwidth (MHz)		26 dB Bandwidth (MHz)		IC 99% Bandwidth Power Limit (dBm)		IC 99% Bandwidth EIRP Limit (dBm)		FCC 26dB Bandwidth Power Limit (dBm)		Note
						Ant 5	Ant 4	Ant 5	Ant 4	Ant 5	Ant 4	Ant 5	Ant 4	Ant 5	Ant 4	
HE20	MCS0	2	52	5260	Full	18.88	18.98	21.30	32.05	23.76	29.76	23.98				
HE20	MCS0	2	52	5260	26/0	18.78	18.78	20.85	21.05	23.74	29.74	23.98				
HE20	MCS0	2	52	5260	52/37	18.63	18.48	21.80	21.05	23.67	29.67	23.98				
HE20	MCS0	2	52	5260	106/53	18.83	18.48	27.35	23.15	23.67	29.67	23.98				
HE20	MCS0	2	52	5260	242/61	19.63	21.32	40.05	52.15	23.93	29.93	23.98				
HE20	MCS0	2	60	5300	Full	18.88	18.98	21.40	26.90	23.76	29.76	23.98				
HE20	MCS0	2	60	5300	26/4	17.33	17.13	19.15	18.60	23.34	29.34	23.70				
HE20	MCS0	2	60	5300	52/39	17.23	17.18	19.60	18.85	23.35	29.35	23.75				
HE20	MCS0	2	60	5300	106/54	18.73	18.83	24.05	25.05	23.73	29.73	23.98				
HE20	MCS0	2	60	5300	242/61	19.58	23.42	41.35	51.52	23.92	29.92	23.98				
HE20	MCS0	2	64	5320	Full	18.93	18.88	22.80	24.40	23.76	29.76	23.98				
HE20	MCS0	2	64	5320	26/8	18.63	18.58	20.45	20.45	23.69	29.69	23.98				
HE20	MCS0	2	64	5320	52/40	18.58	19.03	21.25	22.15	23.69	29.69	23.98				
HE20	MCS0	2	64	5320	106/54	18.48	19.78	23.75	29.00	23.67	29.67	23.98				
HE20	MCS0	2	64	5320	242/61	19.98	21.23	45.60	51.05	23.98	30.00	23.98				
HE40	MCS0	2	54	5270	Full	37.76	37.86	39.96	43.47	23.98	30.00	23.98				
HE40	MCS0	2	54	5270	484/65	45.85	70.02	96.16	114.98	23.98	30.00	23.98				
HE40	MCS0	2	62	5310	Full	37.86	37.86	39.87	43.38	23.98	30.00	23.98				
HE40	MCS0	2	62	5310	484/65	41.56	53.94	84.73	94.39	23.98	30.00	23.98				
HE80	MCS0	2	58	5290	Full	76.84	76.72	95.52	105.76	23.98	30.00	23.98				
HE80	MCS0	2	58	5290	996/67	82.23	85.71	150.32	149.29	23.98	30.00	23.98				
HE160	MCS0	2	50	5250	Full	155.4	155.6	165.4	165.4	23.98	30.00	23.98				
HE160	MCS0	2	50	5250	1992/68	158	158.5	281.5	290.3	23.98	30.00	23.98				



**TEST RESULTS DATA**  
**Average Power Table**

FCC Band II MIMO														
Mod.	Data Rate	NTX	CH.	Freq. (MHz)	RU Config	Average Conducted Power (dBm)			FCC Conducted Power Limit (dBm)		DG (dBi)		EIRP Power Limit (dBm)	Pass/Fail
						Ant 5	Ant 4	SUM	Ant 5	Ant 4	Ant 5	Ant 4		
HE20	MCS0	2	52	5260	Full	16.60	16.40	19.51	23.55		6.43		30	Pass
HE20	MCS0	2	52	5260	26/0	10.40	9.70	13.07	23.55		6.43		30	Pass
HE20	MCS0	2	52	5260	52/37	12.90	12.50	15.71	23.55		6.43		30	Pass
HE20	MCS0	2	52	5260	106/53	15.40	15.30	18.36	23.55		6.43		30	Pass
HE20	MCS0	2	52	5260	242/61	17.30	17.40	20.36	23.55		6.43		30	Pass
HE20	MCS0	2	60	5300	Full	14.90	14.80	17.86	23.55		6.43		30	Pass
HE20	MCS0	2	60	5300	26/4	11.30	10.90	14.11	23.26		6.43		30	Pass
HE20	MCS0	2	60	5300	52/39	13.40	12.60	16.03	23.32		6.43		30	Pass
HE20	MCS0	2	60	5300	106/54	15.50	15.40	18.46	23.55		6.43		30	Pass
HE20	MCS0	2	60	5300	242/61	17.40	17.50	20.46	23.55		6.43		30	Pass
HE20	MCS0	2	64	5320	Full	13.60	13.10	16.37	23.55		6.43		30	Pass
HE20	MCS0	2	64	5320	26/8	9.90	10.40	13.17	23.55		6.43		30	Pass
HE20	MCS0	2	64	5320	52/40	12.70	13.20	15.97	23.55		6.43		30	Pass
HE20	MCS0	2	64	5320	106/54	13.10	11.50	15.38	23.55		6.43		30	Pass
HE20	MCS0	2	64	5320	242/61	13.20	12.10	15.70	23.55		6.43		30	Pass
HE40	MCS0	2	54	5270	Full	14.40	13.90	17.17	23.55		6.43		30	Pass
HE40	MCS0	2	54	5270	484/65	16.40	15.30	18.90	23.55		6.43		30	Pass
HE40	MCS0	2	62	5310	Full	12.60	12.20	15.41	23.55		6.43		30	Pass
HE40	MCS0	2	62	5310	484/65	11.60	10.60	14.14	23.55		6.43		30	Pass
HE80	MCS0	2	58	5290	Full	10.20	9.50	12.87	23.55		6.43		30	Pass
HE80	MCS0	2	58	5290	996/67	7.80	7.10	10.47	23.55		6.43		30	Pass
HE160	MCS0	2	50	5250	Full	8.70	7.90	11.33	23.55		6.43		30	Pass
HE160	MCS0	2	50	5250	1992/68	6.80	6.00	9.43	23.55		6.43		30	Pass

**TEST RESULTS DATA**  
**Power Spectral Density**

Band II MIMO													
Mod.	Data Rate	NTX	CH.	Freq. (MHz)	RU Config	Average Power Density (dBm/MHz)			Average PSD Limit (dBm/MHz)		DG (dBi)		Pass /Fail
						Ant 5	Ant 4	SUM	Ant 5	Ant 4	Ant 5	Ant 4	
HE20	MCS0	2	52	5260	Full			9.29	10.57	6.43		Pass	
HE20	MCS0	2	52	5260	26/0			10.12	10.57	6.43		Pass	
HE20	MCS0	2	52	5260	52/37			10.12	10.57	6.43		Pass	
HE20	MCS0	2	52	5260	106/53			9.83	10.57	6.43		Pass	
HE20	MCS0	2	52	5260	242/61			8.28	10.57	6.43		Pass	
HE20	MCS0	2	60	5300	Full			7.43	10.57	6.43		Pass	
HE20	MCS0	2	60	5300	26/4			10.18	10.57	6.43		Pass	
HE20	MCS0	2	60	5300	52/39			10.25	10.57	6.43		Pass	
HE20	MCS0	2	60	5300	106/54			9.78	10.57	6.43		Pass	
HE20	MCS0	2	60	5300	242/61			8.40	10.57	6.43		Pass	
HE20	MCS0	2	64	5320	Full			5.83	10.57	6.43		Pass	
HE20	MCS0	2	64	5320	26/8			10.42	10.57	6.43		Pass	
HE20	MCS0	2	64	5320	52/40			10.20	10.57	6.43		Pass	
HE20	MCS0	2	64	5320	106/54			6.64	10.57	6.43		Pass	
HE20	MCS0	2	64	5320	242/61			3.91	10.57	6.43		Pass	
HE40	MCS0	2	54	5270	Full			4.02	10.57	6.43		Pass	
HE40	MCS0	2	54	5270	484/65			4.44	10.57	6.43		Pass	
HE40	MCS0	2	62	5310	Full			2.35	10.57	6.43		Pass	
HE40	MCS0	2	62	5310	484/65			-0.39	10.57	6.43		Pass	
HE80	MCS0	2	58	5290	Full			-2.54	10.57	6.43		Pass	
HE80	MCS0	2	58	5290	996/67			-4.03	10.57	6.43		Pass	
HE160	MCS0	2	50	5250	Full			-6.85	10.57	6.43		Pass	
HE160	MCS0	2	50	5250	1992/68			-7.89	10.57	6.43		Pass	

**TEST RESULTS DATA**  
**26dB and 99% OBW**

Band III MIMO																	
Mod.	Data Rate	NTX	CH.	Freq. (MHz)	RU Config	99% Bandwidth In U-NII 2C (MHz)		26 dB Bandwidth In U-NII 2C (MHz)		IC 99% Bandwidth Power Limit (dBm)		IC 99% Bandwidth EIRP Limit (dBm)		FCC 26dB Bandwidth Power Limit (dBm)		6 dB Bandwidth for Straddle Channel (MHz)	
						Ant 5	Ant 4	Ant 5	Ant 4	Ant 5	Ant 4	Ant 5	Ant 4	Ant 5	Ant 4	Ant 5	Ant 4
HE20	MCS0	2	100	5500	Full	18.83	18.88	21.00	23.10	23.75	29.75	23.98	----	----			
HE20	MCS0	2	100	5500	26/0	18.78	18.83	20.90	21.15	23.74	29.74	23.98	----	----			
HE20	MCS0	2	100	5500	52/37	18.28	18.43	21.45	21.10	23.62	29.62	23.98	----	----			
HE20	MCS0	2	100	5500	106/53	18.53	18.43	24.90	23.40	23.66	29.66	23.98	----	----			
HE20	MCS0	2	100	5500	242/61	19.33	21.28	35.55	45.14	23.86	29.86	23.98	----	----			
HE20	MCS0	2	116	5580	Full	18.83	18.83	21.40	21.25	23.75	29.75	23.98	----	----			
HE20	MCS0	2	116	5580	26/4	17.33	17.03	18.65	18.70	23.31	29.31	23.71	----	----			
HE20	MCS0	2	116	5580	52/38	17.18	17.18	19.60	19.50	23.35	29.35	23.90	----	----			
HE20	MCS0	2	116	5580	106/53	18.43	18.43	23.25	23.00	23.66	29.66	23.98	----	----			
HE20	MCS0	2	116	5580	242/61	19.48	23.62	39.54	47.91	23.90	29.90	23.98	----	----			
HE20	MCS0	2	140	5700	Full	18.83	18.83	21.25	21.45	23.75	29.75	23.98	----	----			
HE20	MCS0	2	140	5700	26/8	18.73	18.63	20.80	20.55	23.70	29.70	23.98	----	----			
HE20	MCS0	2	140	5700	52/40	18.48	18.58	20.95	21.60	23.67	29.67	23.98	----	----			
HE20	MCS0	2	140	5700	106/54	18.38	19.03	22.20	25.95	23.64	29.64	23.98	----	----			
HE20	MCS0	2	140	5700	242/61	19.88	26.27	40.55	47.19	23.98	29.98	23.98	----	----			
HE40	MCS0	2	102	5510	Full	37.66	37.76	39.96	40.14	23.98	30.00	23.98	----	----			
HE40	MCS0	2	102	5510	484/65	41.95	41.56	76.95	83.41	23.98	30.00	23.98	----	----			
HE40	MCS0	2	110	5550	Full	37.66	37.76	40.05	40.14	23.98	30.00	23.98	----	----			
HE40	MCS0	2	110	5550	484/65	39.66	70.62	63.27	115.27	23.98	30.00	23.98	----	----			
HE40	MCS0	2	134	5670	Full	37.86	37.76	40.41	40.23	23.98	30.00	23.98	----	----			
HE40	MCS0	2	134	5670	484/65	48.15	38.66	78.53	73.35	23.98	30.00	23.98	----	----			
HE80	MCS0	2	106	5530	Full	76.60	76.84	82.24	111.36	23.98	30.00	23.98	----	----			
HE80	MCS0	2	106	5530	996/67	78.16	85.83	150.43	188.17	23.98	30.00	23.98	----	----			
HE80	MCS0	2	122	5610	Full	76.60	76.72	82.40	108.32	23.98	30.00	23.98	----	----			
HE80	MCS0	2	122	5610	996/67	78.28	81.51	144.81	183.77	23.98	30.00	23.98	----	----			
HE160	MCS0	2	114	5570	Full	155.13	155.37	165.76	195.84	23.98	30.00	23.98	----	----			
HE160	MCS0	2	114	5570	1992/68	158.24	159.20	255.91	332.33	23.98	30.00	23.98	----	----			

Band III straddle channel MIMO																	
Mod.	Data Rate	NTX	CH.	Freq. (MHz)	RU Config	99% Bandwidth In U-NII 2C (MHz)		26 dB Bandwidth In U-NII 2C (MHz)		IC 99% Bandwidth Power Limit (dBm)		IC 99% Bandwidth EIRP Limit (dBm)		FCC 26dB Bandwidth Power Limit (dBm)		6 dB Bandwidth for Straddle Channel (MHz)	
						Ant 5	Ant 4	Ant 5	Ant 4	Ant 5	Ant 4	Ant 5	Ant 4	Ant 5	Ant 4	Ant 5	Ant 4
HE20	MCS0	2	144	5720	Full	14.44	14.44	15.55	15.70	22.60	28.60	22.92	2.601	3.549			
HE20	MCS0	2	144	5720	26/8	13.69	13.24	14.40	14.10	22.22	28.22	22.49	4.55	4.55			
HE20	MCS0	2	144	5720	52/40	13.64	13.34	14.55	14.20	22.25	28.25	22.52	4.55	4.55			
HE20	MCS0	2	144	5720	106/54	13.69	13.69	15.30	14.70	22.36	28.36	22.67	4.65	4.65			
HE20	MCS0	2	144	5720	242/61	17.39	15.04	25.60	29.68	22.77	28.77	23.98	4.551	4.601			
HE40	MCS0	2	142	5710	Full	34.08	33.98	35.07	35.43	23.98	30.00	23.98	2.64	2.64			
HE40	MCS0	2	142	5710	484/65	39.58	51.46	55.32	63.10	23.98	30.00	23.98	4.17	4.17			
HE80	MCS0	2	138	5690	Full	73.48	73.48	75.80	75.64	23.98	30.00	23.98	0.957	2.898			
HE80	MCS0	2	138	5690	996/67	74.08	74.32	121.46	121.46	23.98	30.00	23.98	4.201	3.881			

**TEST RESULTS DATA**  
**Average Power Table**

FCC Band III MIMO														
Mod.	Data Rate	NTX	CH.	Freq. (MHz)	RU Config	Average Conducted Power (dBm)			FCC Conducted Power Limit (dBm)		DG (dBi)		EIRP Power Limit (dBm)	Pass/Fail
						Ant 5	Ant 4	SUM	Ant 5	Ant 4	Ant 5	Ant 4		
HE20	MCS0	2	100	5500	Full	10.40	10.60	13.51	22.16		7.82	30	Pass	
HE20	MCS0	2	100	5500	26/0	9.10	9.10	12.11	22.16		7.82	30	Pass	
HE20	MCS0	2	100	5500	52/37	11.90	11.40	14.67	22.16		7.82	30	Pass	
HE20	MCS0	2	100	5500	106/53	9.80	7.90	11.96	22.16		7.82	30	Pass	
HE20	MCS0	2	100	5500	242/61	9.70	9.10	12.42	22.16		7.82	30	Pass	
HE20	MCS0	2	116	5580	Full	16.40	16.60	19.51	22.16		7.82	30	Pass	
HE20	MCS0	2	116	5580	26/4	9.80	9.70	12.76	21.89		7.82	30	Pass	
HE20	MCS0	2	116	5580	52/38	11.20	11.40	14.31	22.08		7.82	30	Pass	
HE20	MCS0	2	116	5580	106/53	14.70	14.60	17.66	22.16		7.82	30	Pass	
HE20	MCS0	2	116	5580	242/61	17.50	17.40	20.46	22.16		7.82	30	Pass	
HE20	MCS0	2	140	5700	Full	8.10	8.50	11.31	22.16		7.82	30	Pass	
HE20	MCS0	2	140	5700	26/8	8.10	9.10	11.64	22.16		7.82	30	Pass	
HE20	MCS0	2	140	5700	52/40	12.10	10.00	14.19	22.16		7.82	30	Pass	
HE20	MCS0	2	140	5700	106/54	10.00	7.10	11.80	22.16		7.82	30	Pass	
HE20	MCS0	2	140	5700	242/61	9.00	8.70	11.86	22.16		7.82	30	Pass	
HE40	MCS0	2	102	5510	Full	10.20	10.00	13.11	22.16		7.82	30	Pass	
HE40	MCS0	2	102	5510	484/65	9.60	9.10	12.37	22.16		7.82	30	Pass	
HE40	MCS0	2	110	5550	Full	12.40	12.20	15.31	22.16		7.82	30	Pass	
HE40	MCS0	2	110	5550	484/65	11.60	11.40	14.51	22.16		7.82	30	Pass	
HE40	MCS0	2	134	5670	Full	11.30	10.80	14.07	22.16		7.82	30	Pass	
HE40	MCS0	2	134	5670	484/65	9.00	8.20	11.63	22.16		7.82	30	Pass	
HE80	MCS0	2	106	5530	Full	10.10	9.50	12.82	22.16		7.82	30	Pass	
HE80	MCS0	2	106	5530	996/67	7.30	6.80	10.07	22.16		7.82	30	Pass	
HE80	MCS0	2	122	5610	Full	13.40	12.30	15.90	22.16		7.82	30	Pass	
HE80	MCS0	2	122	5610	996/67	13.20	12.40	15.83	22.16		7.82	30	Pass	
HE160	MCS0	2	114	5570	Full	9.00	8.70	11.86	22.16		7.82	30	Pass	
HE160	MCS0	2	114	5570	1992/68	7.70	7.60	10.66	22.16		7.82	30	Pass	

FCC Band III straddle channel MIMO														
Mod.	Data Rate	NTX	CH.	Freq. (MHz)	RU Config	Average Conducted Power (dBm)			FCC Conducted Power Limit (dBm)		DG (dBi)		EIRP Power Limit (dBm)	Pass/Fail
						Ant 5	Ant 4	SUM	Ant 5	Ant 4	Ant 5	Ant 4		
HE20	MCS0	2	144	5720	Full	16.50	16.80	19.66	21.10		7.82	30	Pass	
HE20	MCS0	2	144	5720	26/8	8.10	9.20	11.70	20.67		7.82	30	Pass	
HE20	MCS0	2	144	5720	52/40	11.70	11.30	14.51	20.70		7.82	30	Pass	
HE20	MCS0	2	144	5720	106/54	15.10	14.80	17.96	20.85		7.82	30	Pass	
HE20	MCS0	2	144	5720	242/61	17.50	17.00	20.27	22.16		7.82	30	Pass	
HE40	MCS0	2	142	5710	Full	13.30	12.70	16.02	22.16		7.82	30	Pass	
HE40	MCS0	2	142	5710	484/65	16.40	15.00	18.77	22.16		7.82	30	Pass	
HE80	MCS0	2	138	5690	Full	14.30	13.40	16.88	22.16		7.82	30	Pass	
HE80	MCS0	2	138	5690	996/67	16.20	15.30	18.78	22.16		7.82	30	Pass	

**TEST RESULTS DATA**  
**Power Spectral Density**

Band III MIMO													
Mod.	Data Rate	NTX	CH.	Freq. (MHz)	RU Config	Average Power Density (dBm/MHz)			Average PSD Limit (dBm/MHz)		DG (dBi)		Pass /Fail
						Ant 5	Ant 4	SUM	Ant 5	Ant 4	Ant 5	Ant 4	
HE20	MCS0	2	100	5500	Full			2.76	9.18	7.82		Pass	
HE20	MCS0	2	100	5500	26/0			9.17	9.18	7.82		Pass	
HE20	MCS0	2	100	5500	52/37			8.90	9.18	7.82		Pass	
HE20	MCS0	2	100	5500	106/53			3.22	9.18	7.82		Pass	
HE20	MCS0	2	100	5500	242/61			0.80	9.18	7.82		Pass	
HE20	MCS0	2	116	5580	Full			8.82	9.18	7.82		Pass	
HE20	MCS0	2	116	5580	26/4			8.92	9.18	7.82		Pass	
HE20	MCS0	2	116	5580	52/38			8.69	9.18	7.82		Pass	
HE20	MCS0	2	116	5580	106/53			9.09	9.18	7.82		Pass	
HE20	MCS0	2	116	5580	242/61			8.86	9.18	7.82		Pass	
HE20	MCS0	2	140	5700	Full			0.54	9.18	7.82		Pass	
HE20	MCS0	2	140	5700	26/8			8.96	9.18	7.82		Pass	
HE20	MCS0	2	140	5700	52/40			8.31	9.18	7.82		Pass	
HE20	MCS0	2	140	5700	106/54			3.02	9.18	7.82		Pass	
HE20	MCS0	2	140	5700	242/61			0.74	9.18	7.82		Pass	
HE40	MCS0	2	102	5510	Full			0.10	9.18	7.82		Pass	
HE40	MCS0	2	102	5510	484/65			-1.03	9.18	7.82		Pass	
HE40	MCS0	2	110	5550	Full			2.27	9.18	7.82		Pass	
HE40	MCS0	2	110	5550	484/65			2.39	9.18	7.82		Pass	
HE40	MCS0	2	134	5670	Full			1.14	9.18	7.82		Pass	
HE40	MCS0	2	134	5670	484/65			-0.59	9.18	7.82		Pass	
HE80	MCS0	2	106	5530	Full			-2.50	9.18	7.82		Pass	
HE80	MCS0	2	106	5530	996/67			-4.24	9.18	7.82		Pass	
HE80	MCS0	2	122	5610	Full			0.56	9.18	7.82		Pass	
HE80	MCS0	2	122	5610	996/67			-2.29	9.18	7.82		Pass	
HE160	MCS0	2	114	5570	Full			-6.47	9.18	7.82		Pass	
HE160	MCS0	2	114	5570	1992/68			-6.97	9.18	7.82		Pass	

Band III straddle channel MIMO													
Mod.	Data Rate	NTX	CH.	Freq. (MHz)	RU Config	Average Power Density (dBm/MHz)			Average PSD Limit (dBm/MHz)		DG (dBi)		Pass /Fail
						Ant 5	Ant 4	SUM	Ant 5	Ant 4	Ant 5	Ant 4	
HE20	MCS0	2	144	5720	Full			8.87	9.18	7.82		Pass	
HE20	MCS0	2	144	5720	26/8			8.88	9.18	7.82		Pass	
HE20	MCS0	2	144	5720	52/40			8.66	9.18	7.82		Pass	
HE20	MCS0	2	144	5720	106/54			9.09	9.18	7.82		Pass	
HE20	MCS0	2	144	5720	242/61			8.25	9.18	7.82		Pass	
HE40	MCS0	2	142	5710	Full			4.62	9.18	7.82		Pass	
HE40	MCS0	2	142	5710	484/65			3.87	9.18	7.82		Pass	
HE80	MCS0	2	138	5690	Full			1.33	9.18	7.82		Pass	
HE80	MCS0	2	138	5690	996/67			0.94	9.18	7.82		Pass	



## Appendix B. Conducted Spurious Emission

Test Engineer :	Richard Qiu, Jacob Yu, Eric Chang, Ken Wu	Temperature :	22.7~24.8°C
	and Nick Yu	Relative Humidity :	52~59%

UNII 1 - 5150~5250MHz

WIFI 802.11a (Band Edge)

WIFI	Note	Frequency	Level	Over	Limit	Read	Antenna	Path	MIMO	Grounding	Peak
Ant.				Limit	Line	Level	Gain	Loss	Factor	Factor	Avg.
4		( MHz )	( dBm )	( dB )	( dBm )	(dBm)	( dBi )	( dB )	( dB )	( dB )	(P/A)
802.11a CH 36 5180MHz		5149.5	-35.08	-13.88	-21.2	-45.83	6.36	1.38	3.01	0	P
		5150	-50.77	-9.57	-41.2	-61.52	6.36	1.38	3.01	0	A
	*	5180	16.76	-	-	6.01	6.36	1.38	3.01	0	P
	*	5180	5.58	-	-	-5.17	6.36	1.38	3.01	0	A
802.11a CH 44 5220MHz		5134.16	-39.55	-18.35	-21.2	-50.3	6.36	1.38	3.01	0	P
		5150	-53.03	-11.83	-41.2	-63.78	6.36	1.38	3.01	0	A
	*	5220	17.13	-	-	6.39	6.36	1.37	3.01	0	P
	*	5220	5.27	-	-	-5.47	6.36	1.37	3.01	0	A
		5373.48	-40.14	-18.94	-21.2	-50.91	6.36	1.4	3.01	0	P
		5380.48	-53.59	-12.39	-41.2	-64.37	6.36	1.41	3.01	0	A
802.11a CH 48 5240MHz		5145.86	-39.93	-18.73	-21.2	-50.68	6.36	1.38	3.01	0	P
		5150	-53.43	-12.23	-41.2	-64.18	6.36	1.38	3.01	0	A
	*	5240	16.88	-	-	6.16	6.36	1.35	3.01	0	P
	*	5240	5.49	-	-	-5.23	6.36	1.35	3.01	0	A
		5370.96	-39.78	-18.58	-21.2	-50.55	6.36	1.4	3.01	0	P
		5355	-53.47	-12.27	-41.2	-64.22	6.36	1.38	3.01	0	A
Remark	1. No other spurious found. 2. All results are PASS against Peak and Average limit line.										



UNII 1 5150~5250MHz

WIFI 802.11a (Harmonic)

WIFI	Note	Frequency	Level	Over	Limit	Read	Antenna	Path	MIMO	Groun ding	Peak
Ant.				Limit	Line	Level	Gain	Loss	Factor	Factor	Avg.
4		( MHz )	( dBm )	( dB )	( dBm )	(dBm)	( dBi )	( dB )	( dB )	( dB )	(P/A)
802.11a CH 36 5180MHz		10360	-60.19	-33.19	-27	-72.27	6.36	2.71	3.01	0	P
		15540	-63.47	-42.27	-21.2	-76.2	6.36	3.36	3.01	0	P
		20720	-57.92	-36.72	-21.2	-72.72	6.36	5.43	3.01	0	P
802.11a CH 44 5220MHz		10440	-60.55	-33.55	-27	-72.64	6.36	2.72	3.01	0	P
		15660	-62.61	-41.41	-21.2	-75.38	6.36	3.4	3.01	0	P
		20880	-52.86	-31.66	-21.2	-67.99	6.36	5.76	3.01	0	P
802.11a CH 48 5240MHz		7336	-52.5	-31.3	-21.2	-64.49	6.36	2.62	3.01	0	P
		10480	-64.18	-37.18	-27	-76.27	6.36	2.72	3.01	0	P
		15720	-61.93	-40.73	-21.2	-74.73	6.36	3.43	3.01	0	P
		20960	-54.08	-32.88	-21.2	-69.41	6.36	5.96	3.01	0	P
Remark	1. No other spurious found. 2. All results are PASS against Peak and Average limit line.										



UNII 1 - 5150~5250MHz

WIFI 802.11ax HE20 Full (Band Edge)

WIFI	Note	Frequency	Level	Over	Limit	Read	Antenna	Path	MIMO	Grounding	Peak
Ant.				Limit	Line	Level	Gain	Loss	Factor	Factor	Avg.
4		( MHz )	( dBm )	( dB )	( dBm )	(dBm)	( dBi )	( dB )	( dB )	( dB )	(P/A)
802.11ax HE20 Full CH 36 5180MHz		5149.76	-32.77	-11.57	-21.2	-43.52	6.36	1.38	3.01	0	P
		5149.76	-49.15	-7.95	-41.2	-59.9	6.36	1.38	3.01	0	A
	*	5180	17.89	-	-	7.14	6.36	1.38	3.01	0	P
	*	5180	5.63	-	-	-5.12	6.36	1.38	3.01	0	A
802.11ax HE20 Full CH 44 5220MHz		5122.46	-39.51	-18.31	-21.2	-50.26	6.36	1.38	3.01	0	P
		5149.76	-52.54	-11.34	-41.2	-63.29	6.36	1.38	3.01	0	A
	*	5220	17.29	-	-	6.55	6.36	1.37	3.01	0	P
	*	5220	5.11	-	-	-5.63	6.36	1.37	3.01	0	A
		5413.24	-39.11	-17.91	-21.2	-49.94	6.36	1.46	3.01	0	P
	5366.48	-53.44	-12.24	-41.2	-64.21	6.36	1.4	3.01	0	A	
802.11ax HE20 Full CH 48 5240MHz		5141.7	-40.12	-18.92	-21.2	-50.87	6.36	1.38	3.01	0	P
		5150	-53.02	-11.82	-41.2	-63.77	6.36	1.38	3.01	0	A
	*	5240	18.75	-	-	8.03	6.36	1.35	3.01	0	P
	*	5240	5.29	-	-	-5.43	6.36	1.35	3.01	0	A
		5369.56	-39.19	-17.99	-21.2	-49.96	6.36	1.4	3.01	0	P
	5350.24	-53.08	-11.88	-41.2	-63.82	6.36	1.37	3.01	0	A	
Remark	1. No other spurious found. 2. All results are PASS against Peak and Average limit line.										





UNII 1 5150~5250MHz

WIFI 802.11ax HE20 Full (Harmonic)

WIFI	Note	Frequency	Level	Over	Limit	Read	Antenna	Path	MIMO	Grounding	Peak
Ant.				Limit	Line	Level	Gain	Loss	Factor	Factor	Avg.
4		( MHz )	( dBm )	( dB )	( dBm )	(dBm)	( dBi )	( dB )	( dB )	( dB )	(P/A)
802.11ax HE20 Full CH 36 5180MHz		10360	-61.21	-34.21	-27	-73.29	6.36	2.71	3.01	0	P
		15540	-62.14	-40.94	-21.2	-74.87	6.36	3.36	3.01	0	P
		20720	-58.22	-37.02	-21.2	-73.02	6.36	5.43	3.01	0	P
802.11ax HE20 Full CH 44 5220MHz		10440	-62.72	-35.72	-27	-74.81	6.36	2.72	3.01	0	P
		15660	-62.16	-40.96	-21.2	-74.93	6.36	3.4	3.01	0	P
		20880	-53.52	-32.32	-21.2	-68.65	6.36	5.76	3.01	0	P
802.11ax HE20 Full CH 48 5240MHz		7336	-56.19	-34.99	-21.2	-68.18	6.36	2.62	3.01	0	P
		10480	-63.75	-36.75	-27	-75.84	6.36	2.72	3.01	0	P
		15720	-62.93	-41.73	-21.2	-75.73	6.36	3.43	3.01	0	P
		20960	-54.21	-33.01	-21.2	-69.54	6.36	5.96	3.01	0	P
Remark	1. No other spurious found. 2. All results are PASS against Peak and Average limit line.										



UNII 1 - 5150~5250MHz

WIFI 802.11ax HE20 Partial 26 (Band Edge)

WIFI	Note	Frequency	Level	Over	Limit	Read	Antenna	Path	MIMO	Grounding	Peak
Ant.				Limit	Line	Level	Gain	Loss	Factor	Factor	Avg.
4		( MHz )	( dBm )	( dB )	( dBm )	(dBm)	( dBi )	( dB )	( dB )	( dB )	(P/A)
802.11ax HE20 Partial 26/0 CH 36 5180MHz		5126.88	-40.37	-19.17	-21.2	-51.12	6.36	1.38	3.01	0	P
		5138.32	-53.56	-12.36	-41.2	-64.31	6.36	1.38	3.01	0	A
	*	5180	17.52	-	-	6.77	6.36	1.38	3.01	0	P
	*	5180	5.59	-	-	-5.16	6.36	1.38	3.01	0	A
802.11ax HE20 Partial 26/4 CH 44 5220MHz		5148.98	-39.75	-18.55	-21.2	-50.5	6.36	1.38	3.01	0	P
		5149.76	-53.66	-12.46	-41.2	-64.41	6.36	1.38	3.01	0	A
	*	5220	18.95	-	-	8.21	6.36	1.37	3.01	0	P
	*	5220	6.94	-	-	-3.8	6.36	1.37	3.01	0	A
		5409.6	-38.63	-17.43	-21.2	-49.45	6.36	1.45	3.01	0	P
	5374.32	-53.62	-12.42	-41.2	-64.39	6.36	1.4	3.01	0	A	
802.11ax HE20 Partial 26/8 CH 48 5240MHz		5143	-39.7	-18.5	-21.2	-50.45	6.36	1.38	3.01	0	P
		5124.8	-53.85	-12.65	-41.2	-64.6	6.36	1.38	3.01	0	A
	*	5240	19.52	-	-	8.8	6.36	1.35	3.01	0	P
	*	5240	7.51	-	-	-3.21	6.36	1.35	3.01	0	A
		5401.76	-40.05	-18.85	-21.2	-50.86	6.36	1.44	3.01	0	P
	5402.32	-53.49	-12.29	-41.2	-64.3	6.36	1.44	3.01	0	A	
Remark	1. No other spurious found. 2. All results are PASS against Peak and Average limit line.										



UNII 1 5150~5250MHz

WIFI 802.11ax HE20 Partial 26 (Harmonic)

WIFI	Note	Frequency	Level	Over	Limit	Read	Antenna	Path	MIMO	Grounding	Peak
Ant.				Limit	Line	Level	Gain	Loss	Factor	Factor	Avg.
4		( MHz )	( dBm )	( dB )	( dBm )	(dBm)	( dBi )	( dB )	( dB )	( dB )	(P/A)
802.11ax HE20 Partial 26/0 CH 36 5180MHz		10360	-67.36	-40.36	-27	-79.44	6.36	2.71	3.01	0	P
		15540	-61.46	-40.26	-21.2	-74.19	6.36	3.36	3.01	0	P
		20720	-58.37	-37.17	-21.2	-73.17	6.36	5.43	3.01	0	P
802.11ax HE20 Partial 26/4 CH 44 5220MHz		10440	-65.3	-38.3	-27	-77.39	6.36	2.72	3.01	0	P
		15660	-61.29	-40.09	-21.2	-74.06	6.36	3.4	3.01	0	P
		20880	-54.15	-32.95	-21.2	-69.28	6.36	5.76	3.01	0	P
802.11ax HE20 Partial 26/8 CH 48 5240MHz		7336	-58.78	-37.58	-21.2	-70.77	6.36	2.62	3.01	0	P
		8384	-59.76	-38.56	-21.2	-71.83	6.36	2.7	3.01	0	P
		10480	-68.75	-41.75	-27	-80.84	6.36	2.72	3.01	0	P
		15720	-62.44	-41.24	-21.2	-75.24	6.36	3.43	3.01	0	P
		20960	-55.65	-34.45	-21.2	-70.98	6.36	5.96	3.01	0	P
Remark	1. No other spurious found. 2. All results are PASS against Peak and Average limit line.										



UNII 1 - 5150~5250MHz

WIFI 802.11ax HE20 Partial 52 (Band Edge)

WIFI	Note	Frequency	Level	Over	Limit	Read	Antenna	Path	MIMO	Groun ding	Peak
Ant.				Limit	Line	Level	Gain	Loss	Factor	Factor	Avg.
4		( MHz )	( dBm )	( dB )	( dBm )	(dBm)	( dBi )	( dB )	( dB )	( dB )	(P/A)
802.11ax HE20 Partial 52/37 CH 36 5180MHz		5125.06	-39.26	-18.06	-21.2	-50.01	6.36	1.38	3.01	0	P
		5143.26	-53	-11.8	-41.2	-63.75	6.36	1.38	3.01	0	A
	*	5180	18.97	-	-	8.22	6.36	1.38	3.01	0	P
	*	5180	6.68	-	-	-4.07	6.36	1.38	3.01	0	A
<b>Remark</b>	1. No other spurious found. 2. All results are PASS against Peak and Average limit line.										



UNII 1 - 5150~5250MHz

WIFI 802.11ax HE20 Partial 106 (Band Edge)

WIFI	Note	Frequency	Level	Over	Limit	Read	Antenna	Path	MIMO	Groun ding	Peak
Ant.				Limit	Line	Level	Gain	Loss	Factor	Factor	Avg.
4		( MHz )	( dBm )	( dB )	( dBm )	(dBm)	( dBi )	( dB )	( dB )	( dB )	(P/A)
802.11ax HE20 Partial 106/53 CH 36 5180MHz		5146.38	-37.28	-16.08	-21.2	-48.03	6.36	1.38	3.01	0	P
		5149.5	-52.18	-10.98	-41.2	-62.93	6.36	1.38	3.01	0	A
	*	5180	18.77	-	-	8.02	6.36	1.38	3.01	0	P
	*	5180	6.93	-	-	-3.82	6.36	1.38	3.01	0	A
<b>Remark</b>	1. No other spurious found. 2. All results are PASS against Peak and Average limit line.										



UNII 1 - 5150~5250MHz

WIFI 802.11ax HE20 Partial 242 (Band Edge)

WIFI	Note	Frequency	Level	Over	Limit	Read	Antenna	Path	MIMO	Groun ding	Peak
Ant.				Limit	Line	Level	Gain	Loss	Factor	Factor	Avg.
4		( MHz )	( dBm )	( dB )	( dBm )	(dBm)	( dBi )	( dB )	( dB )	( dB )	(P/A)
802.11ax HE20 Partial 242/61 CH 36 5180MHz		5148.98	-23.47	-2.27	-21.2	-34.22	6.36	1.38	3.01	0	P
		5150	-49.15	-7.95	-41.2	-59.9	6.36	1.38	3.01	0	A
	*	5180	19.62	-	-	8.87	6.36	1.38	3.01	0	P
	*	5180	5.83	-	-	-4.92	6.36	1.38	3.01	0	A
<b>Remark</b>	1. No other spurious found. 2. All results are PASS against Peak and Average limit line.										



UNII 1 - 5150~5250MHz

WIFI 802.11ax HE40 Full (Band Edge)

WIFI	Note	Frequency	Level	Over	Limit	Read	Antenna	Path	MIMO	Groun ding	Peak
Ant.				Limit	Line	Level	Gain	Loss	Factor	Factor	Avg.
4		( MHz )	( dBm )	( dB )	( dBm )	(dBm)	( dBi )	( dB )	( dB )	( dB )	(P/A)
802.11ax HE40 Full CH 38 5190MHz		5150.02	-27.18	-81.98	54.8	-37.93	6.36	1.38	3.01	0	P
		5149.76	-42.99	-1.79	-41.2	-53.74	6.36	1.38	3.01	0	A
	*	5190	14.39	-	-	3.64	6.36	1.38	3.01	0	P
	*	5190	2.12	-	-	-8.63	6.36	1.38	3.01	0	A
		5368.16	-39.86	-18.66	-21.2	-50.63	6.36	1.4	3.01	0	P
		5350.24	-52.8	-11.6	-41.2	-63.54	6.36	1.37	3.01	0	A
802.11ax HE40 Full CH 46 5230MHz		5147.16	-28.55	-7.35	-21.2	-39.3	6.36	1.38	3.01	0	P
		5150	-48.71	-7.51	-41.2	-59.46	6.36	1.38	3.01	0	A
	*	5230	17.75	-	-	7.02	6.36	1.36	3.01	0	P
	*	5230	4.75	-	-	-5.98	6.36	1.36	3.01	0	A
		5369.28	-28.54	-7.34	-21.2	-39.31	6.36	1.4	3.01	0	P
		5351.92	-51.02	-9.82	-41.2	-61.77	6.36	1.38	3.01	0	A
Remark	1. No other spurious found. 2. All results are PASS against Peak and Average limit line.										



UNII 1 - 5150~5250MHz

WIFI 802.11ax HE40 Full (Harmonic)

WIFI	Note	Frequency	Level	Over	Limit	Read	Antenna	Path	MIMO	Grounding	Peak
Ant.				Limit	Line	Level	Gain	Loss	Factor	Factor	Avg.
4		( MHz )	( dBm )	( dB )	( dBm )	(dBm)	( dBi )	( dB )	( dB )	( dB )	(P/A)
802.11ax		10380	-62.89	-35.89	-27	-74.97	6.36	2.71	3.01	0	P
HE40 Full		15570	-59.35	-38.15	-21.2	-72.09	6.36	3.37	3.01	0	P
CH 38		20760	-55.84	-34.64	-21.2	-70.78	6.36	5.57	3.01	0	P
5190MHz											
802.11ax		10460	-65.44	-38.44	-27	-77.53	6.36	2.72	3.01	0	P
HE40 Full		15690	-62.57	-41.37	-21.2	-75.36	6.36	3.42	3.01	0	P
CH 46		20920	-53.3	-32.1	-21.2	-68.5	6.36	5.83	3.01	0	P
5230MHz											
Remark	1. No other spurious found. 2. All results are PASS against Peak and Average limit line.										





**UNII 1 - 5150~5250MHz**

**WIFI 802.11ax HE40 Partial 484 (Band Edge)**

WIFI	Note	Frequency	Level	Over	Limit	Read	Antenna	Path	MIMO	Groun ding	Peak
Ant.				Limit	Line	Level	Gain	Loss	Factor	Factor	Avg.
4		( MHz )	( dBm )	( dB )	( dBm )	(dBm)	( dBi )	( dB )	( dB )	( dB )	(P/A)
<b>802.11ax HE40 Partial 484/65 CH 38 5190MHz</b>		5146.64	-26.75	-5.55	-21.2	-37.5	6.36	1.38	3.01	0	P
		5150	-43.68	-2.48	-41.2	-54.43	6.36	1.38	3.01	0	A
	*	5190	15.46	-	-	4.71	6.36	1.38	3.01	0	P
	*	5190	1.3	-	-	-9.45	6.36	1.38	3.01	0	A
		5436.48	-39.6	-18.4	-21.2	-50.45	6.36	1.48	3.01	0	P
		5352.76	-53.34	-12.14	-41.2	-64.09	6.36	1.38	3.01	0	A
<b>802.11ax HE40 Partial 484/65 CH 46 5230MHz</b>		5141.7	-28.54	-7.34	-21.2	-39.29	6.36	1.38	3.01	0	P
		5150	-48.7	-7.5	-41.2	-59.45	6.36	1.38	3.01	0	A
	*	5230	17.28	-	-	6.55	6.36	1.36	3.01	0	P
	*	5230	4.05	-	-	-6.68	6.36	1.36	3.01	0	A
		5354.72	-31.45	-10.25	-21.2	-42.2	6.36	1.38	3.01	0	P
		5350.52	-51.06	-9.86	-41.2	-61.8	6.36	1.37	3.01	0	A
<b>Remark</b>	1. No other spurious found. 2. All results are PASS against Peak and Average limit line.										



UNII 1 - 5150~5250MHz

WIFI 802.11ax HE80 Full (Band Edge)

WIFI	Note	Frequency	Level	Over	Limit	Read	Antenna	Path	MIMO	Groun ding	Peak
Ant.				Limit	Line	Level	Gain	Loss	Factor	Factor	Avg.
4		( MHz )	( dBm )	( dB )	( dBm )	(dBm)	( dBi )	( dB )	( dB )	( dB )	(P/A)
<b>802.11ax HE80 Full CH 42 5210MHz</b>		5143	-28.91	-7.71	-21.2	-39.66	6.36	1.38	3.01	0	P
		5138.84	-43.61	-2.41	-41.2	-54.36	6.36	1.38	3.01	0	A
	*	5210	11.23	-	-	0.49	6.36	1.37	3.01	0	P
	*	5210	-1.6	-	-	-12.34	6.36	1.37	3.01	0	A
		5374.6	-38.69	-17.49	-21.2	-49.46	6.36	1.4	3.01	0	P
		5366.2	-52	-10.8	-41.2	-62.77	6.36	1.4	3.01	0	A
<b>Remark</b>	1. No other spurious found. 2. All results are PASS against Peak and Average limit line.										



UNII 1 - 5150~5250MHz

WIFI 802.11ax HE80 Full (Harmonic)

WIFI	Note	Frequency	Level	Over	Limit	Read	Antenna	Path	MIMO	Groun ding	Peak
Ant.				Limit	Line	Level	Gain	Loss	Factor	Factor	Avg.
4		( MHz )	( dBm )	( dB )	( dBm )	(dBm)	( dBi )	( dB )	( dB )	( dB )	(P/A)
802.11ax		10420	-65.28	-38.28	-27	-77.36	6.36	2.71	3.01	0	P
HE80 Full		15630	-61.72	-40.52	-21.2	-74.49	6.36	3.4	3.01	0	P
CH 42		20840	-55.06	-33.86	-21.2	-70.13	6.36	5.7	3.01	0	P
5210MHz											
Remark	1. No other spurious found. 2. All results are PASS against Peak and Average limit line.										



**UNII 1 - 5150~5250MHz**

**WIFI 802.11ax HE80 Partial 996 (Band Edge)**

WIFI	Note	Frequency	Level	Over	Limit	Read	Antenna	Path	MIMO	Groun ding	Peak
Ant.				Limit	Line	Level	Gain	Loss	Factor	Factor	Avg.
4		( MHz )	( dBm )	( dB )	( dBm )	(dBm)	( dBi )	( dB )	( dB )	( dB )	(P/A)
<b>802.11ax HE80 Partial 996/67 CH 42 5210MHz</b>		5150	-25.58	-4.38	-21.2	-36.33	6.36	1.38	3.01	0	P
		5140.92	-44.43	-3.23	-41.2	-55.18	6.36	1.38	3.01	0	A
	*	5210	9.78	-	-	-0.96	6.36	1.37	3.01	0	P
	*	5210	-3.21	-	-	-13.95	6.36	1.37	3.01	0	A
		5394.48	-37.48	-16.28	-21.2	-48.28	6.36	1.43	3.01	0	P
		5350.8	-52.79	-11.59	-41.2	-63.53	6.36	1.37	3.01	0	A
<b>Remark</b>	1. No other spurious found. 2. All results are PASS against Peak and Average limit line.										



**UNII 1 - 5150~5250MHz**

**WIFI 802.11ax HE160 Full (Band Edge)**

WIFI	Note	Frequency	Level	Over	Limit	Read	Antenna	Path	MIMO	Groun ding	Peak
Ant.				Limit	Line	Level	Gain	Loss	Factor	Factor	Avg.
4		( MHz )	( dBm )	( dB )	( dBm )	(dBm)	( dBi )	( dB )	( dB )	( dB )	(P/A)
<b>802.11ax HE160 Full CH 50 5250MHz</b>		5119.34	-29.96	-8.76	-21.2	-40.78	6.43	1.38	3.01	0	P
		5089.42	-46	-4.8	-41.2	-56.8	6.43	1.36	3.01	0	A
	*	5250	7.44	-	-	-3.34	6.43	1.34	3.01	0	P
	*	5250	-4.8	-	-	-15.58	6.43	1.34	3.01	0	A
		5402.6	-22.9	-1.7	-21.2	-33.78	6.43	1.44	3.01	0	P
		5409.32	-45.02	-3.82	-41.2	-55.91	6.43	1.45	3.01	0	A
<b>Remark</b>	1. No other spurious found. 2. All results are PASS against Peak and Average limit line.										



UNII 1 - 5150~5250MHz

WIFI 802.11ax HE160 Full (Harmonic)

WIFI	Note	Frequency	Level	Over	Limit	Read	Antenna	Path	MIMO	Groun ding	Peak
Ant.				Limit	Line	Level	Gain	Loss	Factor	Factor	Avg.
4		( MHz )	( dBm )	( dB )	( dBm )	(dBm)	( dBi )	( dB )	( dB )	( dB )	(P/A)
802.11ax		10500	-63.76	-36.76	-27	-75.92	6.43	2.72	3.01	0	P
HE160		15750	-61.74	-40.54	-21.2	-74.63	6.43	3.45	3.01	0	P
Full		21000	-53.85	-32.65	-21.2	-69.32	6.43	6.03	3.01	0	P
CH 50											
5250MHz											
Remark	1. No other spurious found. 2. All results are PASS against Peak and Average limit line.										



**UNII 1 - 5150~5250MHz**

**WIFI 802.11ax HE160 Partial 1992 (Band Edge)**

WIFI	Note	Frequency	Level	Over	Limit	Read	Antenna	Path	MIMO	Groun ding	Peak
Ant.				Limit	Line	Level	Gain	Loss	Factor	Factor	Avg.
4		( MHz )	( dBm )	( dB )	( dBm )	(dBm)	( dBi )	( dB )	( dB )	( dB )	(P/A)
<b>802.11ax HE160 Partial 1992/68 CH 50 5250MHz</b>		5125.8	-26.29	-5.09	-21.2	-37.11	6.43	1.38	3.01	0	P
		5149.94	-43.4	-2.2	-41.2	-54.22	6.43	1.38	3.01	0	A
	*	5250	7.37	-	-	-3.41	6.43	1.34	3.01	0	P
	*	5250	-6.5	-	-	-17.28	6.43	1.34	3.01	0	A
		5401.48	-24.75	-3.55	-21.2	-35.63	6.43	1.44	3.01	0	P
		5350.8	-43.23	-2.03	-41.2	-54.04	6.43	1.37	3.01	0	A
<b>Remark</b>	1. No other spurious found. 2. All results are PASS against Peak and Average limit line.										



UNII 2A - 5250~5350MHz

WIFI 802.11a (Band Edge)

WIFI	Note	Frequency	Level	Over	Limit	Read	Antenna	Path	MIMO	Grounding	Peak
Ant.				Limit	Line	Level	Gain	Loss	Factor	Factor	Avg.
4		( MHz )	( dBm )	( dB )	( dBm )	(dBm)	( dBi )	( dB )	( dB )	( dB )	(P/A)
802.11a CH 52 5260MHz		5132.94	-31.5	-10.3	-21.2	-42.32	6.43	1.38	3.01	0	P
		5149.94	-51.56	-10.36	-41.2	-62.38	6.43	1.38	3.01	0	A
	*	5260	22.82	-	-	12.04	6.43	1.34	3.01	0	P
	*	5260	11.5	-	-	0.72	6.43	1.34	3.01	0	A
		5351.92	-24.71	-3.51	-21.2	-35.53	6.43	1.38	3.01	0	P
		5350.52	-47.28	-6.08	-41.2	-58.09	6.43	1.37	3.01	0	A
802.11a CH 60 5300MHz		5097.92	-39.35	-18.15	-21.2	-50.16	6.43	1.37	3.01	0	P
		5124.44	-53.94	-12.74	-41.2	-64.76	6.43	1.38	3.01	0	A
	*	5300	21.15	-	-	10.41	6.43	1.3	3.01	0	P
	*	5300	9.57	-	-	-1.17	6.43	1.3	3.01	0	A
		5369.28	-26.68	-5.48	-21.2	-37.52	6.43	1.4	3.01	0	P
		5350	-47.51	-6.31	-41.2	-58.32	6.43	1.37	3.01	0	A
802.11a CH 64 5320MHz	*	5320	18.56	-	-	7.79	6.43	1.33	3.01	0	P
	*	5320	7.13	-	-	-3.64	6.43	1.33	3.01	0	A
		5356.48	-24.45	-3.25	-21.2	-35.27	6.43	1.38	3.01	0	P
		5350.08	-49.33	-8.13	-41.2	-60.14	6.43	1.37	3.01	0	A
Remark	1. No other spurious found. 2. All results are PASS against Peak and Average limit line.										





**UNII 2A 5250~5350MHz**

**WIFI 802.11a (Harmonic)**

WIFI	Note	Frequency	Level	Over	Limit	Read	Antenna	Path	MIMO	Groun ding	Peak
Ant.				Limit	Line	Level	Gain	Loss	Factor	Factor	Avg.
4		( MHz )	( dBm )	( dB )	( dBm )	(dBm)	( dBi )	( dB )	( dB )	( dB )	(P/A)
<b>802.11a CH 52 5260MHz</b>		7013.33	-49.48	-22.48	-27	-61.59	6.43	2.67	3.01	0	P
		10520	-58.09	-31.09	-27	-70.25	6.43	2.72	3.01	0	P
		15780	-62.94	-41.74	-21.2	-75.84	6.43	3.46	3.01	0	P
		21040	-51.2	-30	-21.2	-66.68	6.43	6.04	3.01	0	P
<b>802.11a CH 60 5300MHz</b>		7420	-52.99	-31.79	-21.2	-65.04	6.43	2.61	3.01	0	P
		10600	-64.09	-37.09	-27	-76.26	6.43	2.73	3.01	0	P
		15900	-60.83	-39.63	-21.2	-73.79	6.43	3.52	3.01	0	P
		21200	-53.66	-32.46	-21.2	-69.17	6.43	6.07	3.01	0	P
<b>802.11a CH 64 5320MHz</b>		7093.3	-48.1	-21.1	-27	-60.2	6.43	2.66	3.01	0	P
		10640	-67.12	-45.92	-21.2	-79.3	6.43	2.74	3.01	0	P
		15960	-62.74	-41.54	-21.2	-75.71	6.43	3.53	3.01	0	P
		21280	-51.52	-30.32	-21.2	-67.04	6.43	6.08	3.01	0	P
<b>Remark</b>	1. No other spurious found. 2. All results are PASS against Peak and Average limit line.										



UNII 2A - 5250~5350MHz

WIFI 802.11ax HE20 Full (Band Edge)

WIFI	Note	Frequency	Level	Over	Limit	Read	Antenna	Path	MIMO	Grounding	Peak
Ant.				Limit	Line	Level	Gain	Loss	Factor	Factor	Avg.
4		( MHz )	( dBm )	( dB )	( dBm )	(dBm)	( dBi )	( dB )	( dB )	( dB )	(P/A)
802.11ax HE20 Full CH 52 5260MHz		5128.52	-34.31	-13.11	-21.2	-45.13	6.43	1.38	3.01	0	P
		5149.94	-51.92	-10.72	-41.2	-62.74	6.43	1.38	3.01	0	A
	*	5260	23.2	-	-	12.42	6.43	1.34	3.01	0	P
	*	5260	10.72	-	-	-0.06	6.43	1.34	3.01	0	A
		5353.6	-23.53	-2.33	-21.2	-34.35	6.43	1.38	3.01	0	P
		5350	-47.79	-6.59	-41.2	-58.6	6.43	1.37	3.01	0	A
802.11ax HE20 Full CH 60 5300MHz		5074.12	-40.94	-19.74	-21.2	-51.72	6.43	1.34	3.01	0	P
		5125.12	-54.3	-13.1	-41.2	-65.12	6.43	1.38	3.01	0	A
	*	5300	21.68	-	-	10.94	6.43	1.3	3.01	0	P
	*	5300	8.57	-	-	-2.17	6.43	1.3	3.01	0	A
		5350.8	-24.09	-2.89	-21.2	-34.9	6.43	1.37	3.01	0	P
		5350	-47.13	-5.93	-41.2	-57.94	6.43	1.37	3.01	0	A
802.11ax HE20 Full CH 64 5320MHz	*	5320	19.44	-	-	8.67	6.43	1.33	3.01	0	P
	*	5320	7.17	-	-	-3.6	6.43	1.33	3.01	0	A
		5356.8	-24.17	-2.97	-21.2	-34.99	6.43	1.38	3.01	0	P
		5350.08	-47.34	-6.14	-41.2	-58.15	6.43	1.37	3.01	0	A
Remark	1. No other spurious found. 2. All results are PASS against Peak and Average limit line.										



**UNII 2A - 5250~5350MHz**

**WIFI 802.11ax HE20 Full (Harmonic)**

WIFI	Note	Frequency	Level	Over	Limit	Read	Antenna	Path	MIMO	Groun ding	Peak
Ant.				Limit	Line	Level	Gain	Loss	Factor	Factor	Avg.
4		( MHz )	( dBm )	( dB )	( dBm )	(dBm)	( dBi )	( dB )	( dB )	( dB )	(P/A)
802.11ax		10520	-56.02	-29.02	-27	-68.18	6.43	2.72	3.01	0	P
HE20 Full		15780	-59.65	-38.45	-21.2	-72.55	6.43	3.46	3.01	0	P
CH 52		21040	-52.65	-31.45	-21.2	-68.13	6.43	6.04	3.01	0	P
5260MHz											
802.11ax		7420	-55.36	-34.16	-21.2	-67.41	6.43	2.61	3.01	0	P
HE20 Full		10600	-63.16	-36.16	-27	-75.33	6.43	2.73	3.01	0	P
CH 60		15900	-61.67	-40.47	-21.2	-74.63	6.43	3.52	3.01	0	P
5300MHz		21200	-51.45	-30.25	-21.2	-66.96	6.43	6.07	3.01	0	P
802.11ax		7093.3	-45.9	-18.9	-27	-58	6.43	2.66	3.01	0	P
HE20 Full		10640	-67.03	-45.83	-21.2	-79.21	6.43	2.74	3.01	0	P
CH 64		15960	-60.33	-39.13	-21.2	-73.3	6.43	3.53	3.01	0	P
5320MHz		21280	-51.95	-30.75	-21.2	-67.47	6.43	6.08	3.01	0	P
Remark	1. No other spurious found. 2. All results are PASS against Peak and Average limit line.										



UNII 2A - 5250~5350MHz

WIFI 802.11ax HE20 Partial 26 (Band Edge)

WIFI	Note	Frequency	Level	Over	Limit	Read	Antenna	Path	MIMO	Grounding	Peak
Ant.				Limit	Line	Level	Gain	Loss	Factor	Factor	Avg.
4		( MHz )	( dBm )	( dB )	( dBm )	(dBm)	( dBi )	( dB )	( dB )	( dB )	(P/A)
802.11ax HE20 Partial 26/0 CH 52 5260MHz		5094.52	-40.41	-19.21	-21.2	-51.22	6.43	1.37	3.01	0	P
		5149.6	-53.61	-12.41	-41.2	-64.43	6.43	1.38	3.01	0	A
	*	5260	24.6	-	-	13.82	6.43	1.34	3.01	0	P
	*	5260	13.13	-	-	2.35	6.43	1.34	3.01	0	A
		5353.04	-38.35	-17.15	-21.2	-49.17	6.43	1.38	3.01	0	P
		5405.12	-52.39	-11.19	-41.2	-63.28	6.43	1.45	3.01	0	A
802.11ax HE20 Partial 26/4 CH 60 5300MHz		5145.52	-40.65	-19.45	-21.2	-51.47	6.43	1.38	3.01	0	P
		5125.12	-53.77	-12.57	-41.2	-64.59	6.43	1.38	3.01	0	A
	*	5300	26.35	-	-	15.61	6.43	1.3	3.01	0	P
	*	5300	13.26	-	-	2.52	6.43	1.3	3.01	0	A
		5356.12	-38.26	-17.06	-21.2	-49.08	6.43	1.38	3.01	0	P
		5350	-51.51	-10.31	-41.2	-62.32	6.43	1.37	3.01	0	A
802.11ax HE20 Partial 26/8 CH 64 5320MHz	*	5320	25.78	-	-	15.01	6.43	1.33	3.01	0	P
	*	5320	13.93	-	-	3.16	6.43	1.33	3.01	0	A
		5358.72	-36.91	-15.71	-21.2	-47.74	6.43	1.39	3.01	0	P
		5362.56	-50.11	-8.91	-41.2	-60.94	6.43	1.39	3.01	0	A
Remark	1. No other spurious found. 2. All results are PASS against Peak and Average limit line.										



**UNII 2A - 5250~5350MHz**

**WIFI 802.11ax HE20 Partial 26 (Harmonic)**

WIFI	Note	Frequency	Level	Over	Limit	Read	Antenna	Path	MIMO	Grounding	Peak
Ant.				Limit	Line	Level	Gain	Loss	Factor	Factor	Avg.
4		( MHz )	( dBm )	( dB )	( dBm )	(dBm)	( dBi )	( dB )	( dB )	( dB )	(P/A)
<b>802.11ax HE20 Partial 26/0 CH 52 5260MHz</b>		7013.3	-48.92	-21.92	-27	-61.03	6.43	2.67	3.01	0	P
		10520	-63.01	-36.01	-27	-75.17	6.43	2.72	3.01	0	P
		15780	-66.01	-44.81	-21.2	-78.91	6.43	3.46	3.01	0	P
		21040	-54.78	-33.58	-21.2	-70.26	6.43	6.04	3.01	0	P
<b>802.11ax HE20 Partial 26/4 CH 60 5300MHz</b>		7420	-51.69	-30.49	-21.2	-63.74	6.43	2.61	3.01	0	P
		8480	-61.13	-39.93	-21.2	-73.28	6.43	2.71	3.01	0	P
		10600	-62.14	-35.14	-27	-74.31	6.43	2.73	3.01	0	P
		15900	-63.69	-42.49	-21.2	-76.65	6.43	3.52	3.01	0	
		21200	-54.99	-33.79	-21.2	-70.5	6.43	6.07	3.01	0	P
<b>802.11ax HE20 Partial 26/8 CH 64 5320MHz</b>		7093.3	-48.85	-21.85	-27	-60.95	6.43	2.66	3.01	0	P
		10640	-68.28	-47.08	-21.2	-80.46	6.43	2.74	3.01	0	P
		15960	-62.74	-41.54	-21.2	-75.71	6.43	3.53	3.01	0	P
		21280	-52.55	-31.35	-21.2	-68.07	6.43	6.08	3.01	0	P
<b>Remark</b>	1. No other spurious found. 2. All results are PASS against Peak and Average limit line.										



**UNII 2A - 5250~5350MHz**

**WIFI 802.11ax HE20 Partial 52 (Band Edge)**

WIFI	Note	Frequency	Level	Over	Limit	Read	Antenna	Path	MIMO	Groun ding	Peak
Ant.				Limit	Line	Level	Gain	Loss	Factor	Factor	Avg.
4		( MHz )	( dBm )	( dB )	( dBm )	(dBm)	( dBi )	( dB )	( dB )	( dB )	(P/A)
802.11ax HE20 Partial 52/40 CH 64 5320MHz	*	5320	26.52	-	-	15.75	6.43	1.33	3.01	0	P
	*	5320	13.63	-	-	2.86	6.43	1.33	3.01	0	A
		5352.8	-23.65	-2.45	-21.2	-34.47	6.43	1.38	3.01	0	P
		5355.84	-49.81	-8.61	-41.2	-60.63	6.43	1.38	3.01	0	A
<b>Remark</b>	1. No other spurious found. 2. All results are PASS against Peak and Average limit line.										



**UNII 2A - 5250~5350MHz**

**WIFI 802.11ax HE20 Partial 106 (Band Edge)**

WIFI	Note	Frequency	Level	Over	Limit	Read	Antenna	Path	MIMO	Groun ding	Peak
Ant.				Limit	Line	Level	Gain	Loss	Factor	Factor	Avg.
4		( MHz )	( dBm )	( dB )	( dBm )	(dBm)	( dBi )	( dB )	( dB )	( dB )	(P/A)
802.11ax HE20 Partial 106/54 CH 64 5320MHz	*	5320	21.61	-	-	10.84	6.43	1.33	3.01	0	P
	*	5320	10.07	-	-	-0.7	6.43	1.33	3.01	0	A
		5352.64	-23.5	-2.3	-21.2	-34.32	6.43	1.38	3.01	0	P
		5350.24	-50.7	-9.5	-41.2	-61.51	6.43	1.37	3.01	0	A
<b>Remark</b>	1. No other spurious found. 2. All results are PASS against Peak and Average limit line.										



**UNII 2A - 5250~5350MHz**

**WIFI 802.11ax HE20 Partial 242 (Band Edge)**

WIFI	Note	Frequency	Level	Over	Limit	Read	Antenna	Path	MIMO	Groun ding	Peak
Ant.				Limit	Line	Level	Gain	Loss	Factor	Factor	Avg.
4		( MHz )	( dBm )	( dB )	( dBm )	(dBm)	( dBi )	( dB )	( dB )	( dB )	(P/A)
802.11ax HE20 Partial 242/61 CH 64 5320MHz	*	5320	20.88	-	-	10.11	6.43	1.33	3.01	0	P
	*	5320	6.39	-	-	-4.38	6.43	1.33	3.01	0	A
		5352.64	-23.54	-2.34	-21.2	-34.36	6.43	1.38	3.01	0	P
		5350.08	-48.25	-7.05	-41.2	-59.06	6.43	1.37	3.01	0	A
<b>Remark</b>	1. No other spurious found. 2. All results are PASS against Peak and Average limit line.										





**UNII 2A - 5250~5350MHz**

**WIFI 802.11ax HE40 Full (Band Edge)**

WIFI	Note	Frequency	Level	Over	Limit	Read	Antenna	Path	MIMO	Groun ding	Peak
Ant.				Limit	Line	Level	Gain	Loss	Factor	Factor	Avg.
4		( MHz )	( dBm )	( dB )	( dBm )	(dBm)	( dBi )	( dB )	( dB )	( dB )	(P/A)
<b>802.11ax HE40 Full CH 54 5270MHz</b>		5147.56	-35.36	-14.16	-21.2	-46.18	6.43	1.38	3.01	0	P
		5149.94	-52.57	-11.37	-41.2	-63.39	6.43	1.38	3.01	0	A
	*	5270	17.86	-	-	7.1	6.43	1.32	3.01	0	P
	*	5270	4.56	-	-	-6.2	6.43	1.32	3.01	0	A
		5365.64	-25.02	-3.82	-21.2	-35.86	6.43	1.4	3.01	0	P
		5350	-47.78	-6.58	-41.2	-58.59	6.43	1.37	3.01	0	A
<b>802.11ax HE40 Full CH 62 5310MHz</b>		5133.96	-40.57	-19.37	-21.2	-51.39	6.43	1.38	3.01	0	P
		5149.6	-54.08	-12.88	-41.2	-64.9	6.43	1.38	3.01	0	A
	*	5310	17.14	-	-	6.39	6.43	1.31	3.01	0	P
	*	5310	3.38	-	-	-7.37	6.43	1.31	3.01	0	A
		5350	-24.64	-3.44	-21.2	-35.45	6.43	1.37	3.01	0	P
		5350	-43.26	-2.06	-41.2	-54.07	6.43	1.37	3.01	0	A
<b>Remark</b>	1. No other spurious found. 2. All results are PASS against Peak and Average limit line.										



UNII 2A - 5250~5350MHz

WIFI 802.11ax HE40 Full (Harmonic)

WIFI	Note	Frequency	Level	Over	Limit	Read	Antenna	Path	MIMO	Groun	Peak
Ant.				Limit	Line	Level	Gain	Loss	Factor	ding	Avg.
4		( MHz )	( dBm )	( dB )	( dBm )	(dBm)	( dBi )	( dB )	( dB )	( dB )	(P/A)
802.11ax		7378	-54.71	-33.51	-21.2	-66.77	6.43	2.62	3.01	0	P
HE40 Full		10539.55	-64.21	-37.21	-27	-76.38	6.43	2.73	3.01	0	P
CH 54		15810	-59.97	-38.77	-21.2	-72.88	6.43	3.47	3.01	0	P
5270MHz		21080	-53.19	-31.99	-21.2	-68.67	6.43	6.04	3.01	0	P
802.11ax		7080	-46.24	-19.24	-27	-58.34	6.43	2.66	3.01	0	P
HE40 Full		10620	-64.89	-43.69	-21.2	-77.06	6.43	2.73	3.01	0	P
CH 62		15930	-60.28	-39.08	-21.2	-73.24	6.43	3.52	3.01	0	P
5310MHz		21240	-51.12	-29.92	-21.2	-66.63	6.43	6.07	3.01	0	P
Remark	1. No other spurious found. 2. All results are PASS against Peak and Average limit line.										



**UNII 2A - 5250~5350MHz**

**WIFI 802.11ax HE40 Partial 484 (Band Edge)**

WIFI	Note	Frequency	Level	Over	Limit	Read	Antenna	Path	MIMO	Grounding	Peak
Ant.				Limit	Line	Level	Gain	Loss	Factor	Factor	Avg.
4		( MHz )	( dBm )	( dB )	( dBm )	(dBm)	( dBi )	( dB )	( dB )	( dB )	(P/A)
802.11ax HE40 Partial 484/65 CH 54 5270MHz		5143.14	-34.25	-13.05	-21.2	-45.07	6.43	1.38	3.01	0	P
		5149.6	-52.12	-10.92	-41.2	-62.94	6.43	1.38	3.01	0	A
	*	5270	18.8	-	-	8.04	6.43	1.32	3.01	0	P
	*	5270	4.63	-	-	-6.13	6.43	1.32	3.01	0	A
		5353.04	-25.9	-4.7	-21.2	-36.72	6.43	1.38	3.01	0	P
		5350	-46.72	-5.52	-41.2	-57.53	6.43	1.37	3.01	0	A
802.11ax HE40 Partial 484/65 CH 62 5310MHz		5111.18	-40.04	-18.84	-21.2	-50.86	6.43	1.38	3.01	0	P
		5122.74	-53.7	-12.5	-41.2	-64.52	6.43	1.38	3.01	0	A
	*	5310	15.12	-	-	4.37	6.43	1.31	3.01	0	P
	*	5310	1.98	-	-	-8.77	6.43	1.31	3.01	0	A
		5352.2	-23.3	-2.1	-21.2	-34.12	6.43	1.38	3.01	0	P
		5350	-43.36	-2.16	-41.2	-54.17	6.43	1.37	3.01	0	A
Remark	1. No other spurious found. 2. All results are PASS against Peak and Average limit line.										



**UNII 2A - 5250~5350MHz**

**WIFI 802.11ax HE80 Full (Band Edge)**

WIFI	Note	Frequency	Level	Over	Limit	Read	Antenna	Path	MIMO	Groun ding	Peak
Ant.				Limit	Line	Level	Gain	Loss	Factor	Factor	Avg.
4		( MHz )	( dBm )	( dB )	( dBm )	(dBm)	( dBi )	( dB )	( dB )	( dB )	(P/A)
<b>802.11ax HE80 Full CH 58 5290MHz</b>		5140.08	-39.96	-18.76	-21.2	-50.78	6.43	1.38	3.01	0	P
		5149.26	-52.95	-11.75	-41.2	-63.77	6.43	1.38	3.01	0	A
	*	5290	14.62	-	-	3.87	6.43	1.31	3.01	0	P
	*	5290	-1.46	-	-	-12.21	6.43	1.31	3.01	0	A
		5385.24	-25.21	-4.01	-21.2	-36.07	6.43	1.42	3.01	0	
		5366.48	-43.84	-2.64	-41.2	-54.68	6.43	1.4	3.01	0	P
<b>Remark</b>	1. No other spurious found. 2. All results are PASS against Peak and Average limit line.										



UNII 2A - 5250~5350MHz

WIFI 802.11ax HE80 Full (Harmonic)

WIFI	Note	Frequency	Level	Over	Limit	Read	Antenna	Path	MIMO	Groun ding	Peak
Ant.				Limit	Line	Level	Gain	Loss	Factor	Factor	Avg.
4		( MHz )	( dBm )	( dB )	( dBm )	(dBm)	( dBi )	( dB )	( dB )	( dB )	(P/A)
802.11ax		7053.3	-47.61	-20.61	-27	-59.71	6.43	2.66	3.01	0	P
HE80 Full		10580.75	-63.74	-36.74	-27	-75.91	6.43	2.73	3.01	0	P
CH 58		15867.4	-61.43	-40.23	-21.2	-74.37	6.43	3.5	3.01	0	P
5290MHz		21160	-52.05	-30.85	-21.2	-67.55	6.43	6.06	3.01	0	P
Remark	1. No other spurious found. 2. All results are PASS against Peak and Average limit line.										



UNII 2A - 5250~5350MHz

WIFI 802.11ax HE80 Partial 996 (Band Edge)

WIFI	Note	Frequency	Level	Over	Limit	Read	Antenna	Path	MIMO	Groun ding	Peak
Ant.				Limit	Line	Level	Gain	Loss	Factor	Factor	Avg.
4		( MHz )	( dBm )	( dB )	( dBm )	(dBm)	( dBi )	( dB )	( dB )	( dB )	(P/A)
802.11ax HE80 Partial 996/67 CH 58 5290MHz		5127.84	-39.27	-18.07	-21.2	-50.09	6.43	1.38	3.01	0	P
		5149.6	-53.48	-12.28	-41.2	-64.3	6.43	1.38	3.01	0	A
	*	5290	10.44	-	-	-0.31	6.43	1.31	3.01	0	P
	*	5290	10.75	-	-	0	6.43	1.31	3.01	0	A
		5386.08	-27.32	-6.12	-21.2	-38.18	6.43	1.42	3.01	0	P
		5358.64	-42.97	-1.77	-41.2	-53.8	6.43	1.39	3.01	0	A
Remark	1. No other spurious found. 2. All results are PASS against Peak and Average limit line.										



**UNII 2C - 5470~5725MHz**

**WIFI 802.11a (Band Edge)**

WIFI	Note	Frequency	Level	Over	Limit	Read	Antenna	Path	MIMO	Groun ding	Peak
Ant.				Limit	Line	Level	Gain	Loss	Factor	Factor	Avg.
4		( MHz )	( dBm )	( dB )	( dBm )	(dBm)	( dBi )	( dB )	( dB )	( dB )	(P/A)
<b>802.11a CH 100 5500MHz</b>		5455.92	-36.77	-15.57	-21.2	-49.09	7.82	1.49	3.01	0	P
		5469.2	-28.53	-1.53	-27	-40.86	7.82	1.5	3.01	0	P
		5459.28	-50.46	-9.26	-41.2	-62.78	7.82	1.49	3.01	0	A
	*	5500	18.87	-	-	6.51	7.82	1.53	3.01	0	P
	*	5500	7.67	-	-	-4.69	7.82	1.53	3.01	0	A
<b>802.11a CH 116 5580MHz</b>		5446.72	-31.55	-10.35	-21.2	-43.86	7.82	1.48	3.01	0	P
		5462.56	-29.03	-2.03	-27	-41.36	7.82	1.5	3.01	0	P
		5459.44	-51.44	-10.24	-41.2	-63.76	7.82	1.49	3.01	0	A
	*	5580	23.44	-	-	11.17	7.82	1.44	3.01	0	P
	*	5580	12.31	-	-	0.04	7.82	1.44	3.01	0	A
		5729.72	-34.95	-7.95	-27	-47.13	7.82	1.35	3.01	0	P
<b>802.11a CH 140 5700MHz</b>	*	5700	20.25	-	-	8.03	7.82	1.39	3.01	0	P
	*	5700	7.74	-	-	-4.48	7.82	1.39	3.01	0	A
		5730.44	-31.12	-4.12	-27	-43.3	7.82	1.35	3.01	0	P
<b>Remark</b>	1. No other spurious found. 2. All results are PASS against Peak and Average limit line.										



**UNII 2C - 5470~5725MHz**

**WIFI 802.11a (Harmonic)**

WIFI	Note	Frequency	Level	Over	Limit	Read	Antenna	Path	MIMO	Groun ding	Peak
Ant.				Limit	Line	Level	Gain	Loss	Factor	Factor	Avg.
4		( MHz )	( dBm )	( dB )	( dBm )	(dBm)	( dBi )	( dB )	( dB )	( dB )	(P/A)
802.11a CH 100 5500MHz		8250	-58.08	-36.88	-21.2	-71.59	7.82	2.68	3.01	0	P
		11000	-66.86	-45.66	-21.2	-80.46	7.82	2.77	3.01	0	P
		16500	-62.25	-35.25	-27	-76.76	7.82	3.68	3.01	0	P
		22000	-55.05	-28.05	-27	-72.1	7.82	6.22	3.01	0	P
802.11a CH 116 5580MHz		7440	-44.5	-23.3	-21.2	-57.94	7.82	2.61	3.01	0	P
		7440	-44.93	-3.73	-41.2	-58.37	7.82	2.61	3.01	0	A
		11160	-66.57	-45.37	-21.2	-80.2	7.82	2.8	3.01	0	P
		16740	-62.24	-35.24	-27	-76.81	7.82	3.74	3.01	0	P
802.11a CH 140 5700MHz		7600	-47.35	-26.15	-21.2	-60.79	7.82	2.61	3.01	0	P
		11400	-65.54	-44.34	-21.2	-79.22	7.82	2.85	3.01	0	P
		17100	-61.19	-34.19	-27	-75.85	7.82	3.83	3.01	0	P
<b>Remark</b>	1. No other spurious found. 2. All results are PASS against Peak and Average limit line.										





UNII 2C - 5470~5725MHz

WIFI 802.11ax HE20 Full (Band Edge)

WIFI	Note	Frequency	Level	Over	Limit	Read	Antenna	Path	MIMO	Grounding	Peak
Ant.				Limit	Line	Level	Gain	Loss	Factor	Factor	Avg.
4		( MHz )	( dBm )	( dB )	( dBm )	(dBm)	( dBi )	( dB )	( dB )	( dB )	(P/A)
802.11ax HE20 Full CH 100 5500MHz		5458.96	-35.27	-14.07	-21.2	-47.59	7.82	1.49	3.01	0	P
		5470	-31.12	-4.12	-27	-43.45	7.82	1.5	3.01	0	P
		5460	-50.32	-9.12	-41.2	-62.64	7.82	1.49	3.01	0	A
	*	5500	19.41	-	-	7.05	7.82	1.53	3.01	0	P
	*	5500	7.16	-	-	-5.2	7.82	1.53	3.01	0	A
802.11ax HE20 Full CH 116 5580MHz		5459.2	-31.85	-10.65	-21.2	-44.17	7.82	1.49	3.01	0	P
		5467.84	-30.94	-3.94	-27	-43.27	7.82	1.5	3.01	0	P
		5459.92	-51.18	-9.98	-41.2	-63.5	7.82	1.49	3.01	0	A
	*	5580	24.92	-	-	12.65	7.82	1.44	3.01	0	P
	*	5580	12.52	-	-	0.25	7.82	1.44	3.01	0	A
802.11ax HE20 Full CH 140 5700MHz		5731.61	-35.02	-8.02	-27	-47.2	7.82	1.35	3.01	0	P
	*	5700	18.03	-	-	5.81	7.82	1.39	3.01	0	P
	*	5700	4.9	-	-	-7.32	7.82	1.39	3.01	0	A
		5725.4	-28.53	-1.53	-27	-40.72	7.82	1.36	3.01	0	P
Remark	1. No other spurious found. 2. All results are PASS against Peak and Average limit line.										



**UNII 2C - 5470~5725MHz**

**WIFI 802.11ax HE20 Full (Harmonic)**

WIFI	Note	Frequency	Level	Over	Limit	Read	Antenna	Path	MIMO	Groun ding	Peak
Ant.				Limit	Line	Level	Gain	Loss	Factor	Factor	Avg.
4		( MHz )	( dBm )	( dB )	( dBm )	(dBm)	( dBi )	( dB )	( dB )	( dB )	(P/A)
802.11ax		8250	-55.27	-34.07	-21.2	-68.78	7.82	2.68	3.01	0	P
HE20 Full		11000	-65.87	-44.67	-21.2	-79.47	7.82	2.77	3.01	0	P
CH 100		16500	-58.47	-31.47	-27	-72.98	7.82	3.68	3.01	0	P
5500MHz											
802.11ax		7440	-42.95	-21.75	-21.2	-56.39	7.82	2.61	3.01	0	P
HE20 Full		7440	-43.36	-2.16	-41.2	-56.8	7.82	2.61	3.01	0	A
CH 116		11160	-63.75	-42.55	-21.2	-77.38	7.82	2.8	3.01	0	P
5580MHz		16740	-58.46	-31.46	-27	-73.03	7.82	3.74	3.01	0	P
802.11ax		7600	-43.76	-22.56	-21.2	-57.2	7.82	2.61	3.01	0	P
HE20 Full		7600	-44.04	-2.84	-41.2	-57.48	7.82	2.61	3.01	0	A
CH 140		11400	-64.52	-43.32	-21.2	-78.2	7.82	2.85	3.01	0	P
5700MHz		17100	-60.46	-33.46	-27	-75.12	7.82	3.83	3.01	0	P
Remark	1. No other spurious found. 2. All results are PASS against Peak and Average limit line.										



UNII 2C - 5470~5725MHz

WIFI 802.11ax HE20 Partial 26 (Band Edge)

WIFI	Note	Frequency	Level	Over	Limit	Read	Antenna	Path	MIMO	Grounding	Peak	
Ant.				Limit	Line	Level	Gain	Loss	Factor	Factor	Avg.	
4		( MHz )	( dBm )	( dB )	( dBm )	(dBm)	( dBi )	( dB )	( dB )	( dB )	(P/A)	
802.11ax HE20 Partial 26/0 CH 100 5500MHz		5458.48	-36.34	-15.14	-21.2	-48.66	7.82	1.49	3.01	0	P	
		5463.76	-37.03	-10.03	-27	-49.36	7.82	1.5	3.01	0	P	
		5458.64	-50.21	-9.01	-41.2	-62.53	7.82	1.49	3.01	0	A	
	*	5500	25.39	-	-	13.03	7.82	1.53	3.01	0	P	
	*	5500	13.77	-	-	1.41	7.82	1.53	3.01	0	A	
802.11ax HE20 Partial 26/4 CH 116 5580MHz		5459.2	-38.81	-17.61	-21.2	-51.13	7.82	1.49	3.01	0	P	
		5467.36	-38.01	-11.01	-27	-50.34	7.82	1.5	3.01	0	P	
		5458.24	-52.14	-10.94	-41.2	-64.46	7.82	1.49	3.01	0	A	
	*	5580	24.54	-	-	12.27	7.82	1.44	3.01	0	P	
	*	5580	13.7	-	-	1.43	7.82	1.44	3.01	0	A	
		5760.59	-37.18	-10.18	-27	-49.33	7.82	1.32	3.01	0	P	
802.11ax HE20 Partial 26/8 CH 140 5700MHz	*	5700	26.23	-	-	14.01	7.82	1.39	3.01	0	P	
	*	5700	14.39	-	-	2.17	7.82	1.39	3.01	0	A	
		5726.28	-34.27	-7.27	-27	-46.46	7.82	1.36	3.01	0	P	
Remark	1. No other spurious found. 2. All results are PASS against Peak and Average limit line.											



**UNII 2C - 5470~5725MHz**

**WIFI 802.11ax HE20 Partial 26 (Harmonic)**

WIFI	Note	Frequency	Level	Over	Limit	Read	Antenna	Path	MIMO	Grounding	Peak
Ant.				Limit	Line	Level	Gain	Loss	Factor	Factor	Avg.
4		( MHz )	( dBm )	( dB )	( dBm )	(dBm)	( dBi )	( dB )	( dB )	( dB )	(P/A)
802.11ax HE20 Partial 26/0 CH 100 5500MHz		8250	-56.47	-35.27	-21.2	-69.98	7.82	2.68	3.01	0	P
		11000	-67.48	-46.28	-21.2	-81.08	7.82	2.77	3.01	0	P
		16500	-63.24	-36.24	-27	-77.75	7.82	3.68	3.01	0	P
		22000	-56.32	-29.32	-27	-73.37	7.82	6.22	3.01	0	P
802.11ax HE20 Partial 26/4 CH 116 5580MHz		7440	-42.04	-20.84	-21.2	-55.48	7.82	2.61	3.01	0	P
		7440	-42.79	-1.59	-41.2	-56.23	7.82	2.61	3.01	0	A
		11160	-67.68	-46.48	-21.2	-81.31	7.82	2.8	3.01	0	P
		16740	-62.91	-35.91	-27	-77.48	7.82	3.74	3.01	0	P
802.11ax HE20 Partial 26/8 CH 140 5700MHz		7600	-44.15	-22.95	-21.2	-57.59	7.82	2.61	3.01	0	P
		7600	-45.16	-3.96	-41.2	-58.6	7.82	2.61	3.01	0	A
		11400	-66.42	-45.22	-21.2	-80.1	7.82	2.85	3.01	0	P
		17100	-63.1	-36.1	-27	-77.76	7.82	3.83	3.01	0	P
<b>Remark</b>	1. No other spurious found. 2. All results are PASS against Peak and Average limit line.										



UNII 2C - 5470~5725MHz

WIFI 802.11ax HE20 Partial 52 (Band Edge)

WIFI	Note	Frequency	Level	Over	Limit	Read	Antenna	Path	MIMO	Groun ding	Peak	
Ant.				Limit	Line	Level	Gain	Loss	Factor	Factor	Avg.	
4		( MHz )	( dBm )	( dB )	( dBm )	(dBm)	( dBi )	( dB )	( dB )	( dB )	(P/A)	
802.11ax HE20 Partial 52/37 CH 100 5500MHz		5444.56	-35.65	-14.45	-21.2	-47.96	7.82	1.48	3.01	0	P	
		5469.52	-32.32	-5.32	-27	-44.65	7.82	1.5	3.01	0	P	
		5459.6	-49.01	-7.81	-41.2	-61.33	7.82	1.49	3.01	0	A	
	*	5500	25.5	-	-	13.14	7.82	1.53	3.01	0	P	
	*	5500	13.36	-	-	1	7.82	1.53	3.01	0	A	
802.11ax HE20 Partial 52/40 CH 140 5700MHz	*	5700	24.43	-	-	12.21	7.82	1.39	3.01	0	P	
	*	5700	12.98	-	-	0.76	7.82	1.39	3.01	0	A	
		5759.8	-34.28	-7.28	-27	-46.43	7.82	1.32	3.01	0	P	
Remark	1. No other spurious found. 2. All results are PASS against Peak and Average limit line.											



UNII 2C - 5470~5725MHz

WIFI 802.11ax HE20 Partial 106 (Band Edge)

WIFI	Note	Frequency	Level	Over	Limit	Read	Antenna	Path	MIMO	Groun ding	Peak	
Ant.				Limit	Line	Level	Gain	Loss	Factor	Factor	Avg.	
4		( MHz )	( dBm )	( dB )	( dBm )	(dBm)	( dBi )	( dB )	( dB )	( dB )	(P/A)	
802.11ax HE20 Partial 106/53 CH 100 5500MHz		5458.96	-32.69	-11.49	-21.2	-45.01	7.82	1.49	3.01	0	P	
		5469.2	-30.14	-3.14	-27	-42.47	7.82	1.5	3.01	0	P	
		5460	-51.27	-10.07	-41.2	-63.59	7.82	1.49	3.01	0	A	
	*	5500	21.22	-	-	8.86	7.82	1.53	3.01	0	P	
	*	5500	8.66	-	-	-3.7	7.82	1.53	3.01	0	A	
802.11ax HE20 Partial 106/54 CH 140 5700MHz	*	5700	20.14	-	-	7.92	7.82	1.39	3.01	0	P	
	*	5700	8.38	-	-	-3.84	7.82	1.39	3.01	0	A	
		5728.6	-29.83	-2.83	-27	-42.02	7.82	1.36	3.01	0	P	
Remark	1. No other spurious found. 2. All results are PASS against Peak and Average limit line.											



UNII 2C - 5470~5725MHz

WIFI 802.11ax HE20 Partial 242 (Band Edge)

WIFI	Note	Frequency	Level	Over	Limit	Read	Antenna	Path	MIMO	Groun ding	Peak	
Ant.				Limit	Line	Level	Gain	Loss	Factor	Factor	Avg.	
4		( MHz )	( dBm )	( dB )	( dBm )	(dBm)	( dBi )	( dB )	( dB )	( dB )	(P/A)	
802.11ax HE20 Partial 242/61 CH 100 5500MHz		5460.08	-33.82	-6.82	-27	-46.14	7.82	1.49	3.01	0	P	
		5465.84	-30.92	-3.92	-27	-43.25	7.82	1.5	3.01	0	P	
		5459.92	-51.21	-10.01	-41.2	-63.53	7.82	1.49	3.01	0	A	
	*	5500	20.17	-	-	7.81	7.82	1.53	3.01	0	P	
	*	5500	5.27	-	-	-7.09	7.82	1.53	3.01	0	A	
802.11ax HE20 Partial 242/61 CH 140 5700MHz	*	5700	17.13	-	-	4.91	7.82	1.39	3.01	0	P	
	*	5700	4.8	-	-	-7.42	7.82	1.39	3.01	0	A	
		5725.08	-29.21	-2.21	-27	-41.4	7.82	1.36	3.01	0	P	
Remark	1. No other spurious found. 2. All results are PASS against Peak and Average limit line.											



UNII 2C - 5470~5725MHz

WIFI 802.11ax HE40 Full (Band Edge)

WIFI	Note	Frequency	Level	Over	Limit	Read	Antenna	Path	MIMO	Grounding	Peak
Ant.				Limit	Line	Level	Gain	Loss	Factor	Factor	Avg.
4		( MHz )	( dBm )	( dB )	( dBm )	(dBm)	( dBi )	( dB )	( dB )	( dB )	(P/A)
802.11ax HE40 Full CH 102 5510MHz		5457.46	-31.16	-9.96	-21.2	-43.48	7.82	1.49	3.01	0	P
		5467.45	-28.81	-1.81	-27	-41.14	7.82	1.5	3.01	0	P
		5459.89	-48.62	-7.42	-41.2	-60.94	7.82	1.49	3.01	0	A
	*	5510	15.97	-	-	3.62	7.82	1.52	3.01	0	P
	*	5510	3.46	-	-	-8.89	7.82	1.52	3.01	0	A
		5748.305	-37.81	-10.81	-27	-49.97	7.82	1.33	3.01	0	P
802.11ax HE40 Full CH 110 5550MHz		5445.58	-29.47	-8.27	-21.2	-40.32	6.36	1.48	3.01	0	P
		5469.88	-33.7	-6.7	-27	-44.57	6.36	1.5	3.01	0	P
		5459.08	-50.34	-9.14	-41.2	-61.2	6.36	1.49	3.01	0	A
	*	5550	17.47	-	-	6.62	6.36	1.48	3.01	0	P
	*	5550	4.09	-	-	-6.76	6.36	1.48	3.01	0	A
		5730.35	-39.22	-12.22	-27	-49.94	6.36	1.35	3.01	0	P
802.11ax HE40 Full CH 134 5670MHz		5386.63	-38.05	-16.85	-21.2	-50.3	7.82	1.42	3.01	0	P
		5469.88	-39.75	-12.75	-27	-52.08	7.82	1.5	3.01	0	P
		5459.52	-52.04	-10.84	-41.2	-64.36	7.82	1.49	3.01	0	A
	*	5670	16.82	-	-	4.59	7.82	1.4	3.01	0	P
	*	5670	4.17	-	-	-8.06	7.82	1.4	3.01	0	A
		5760.1	-35.05	-8.05	-27	-47.2	7.82	1.32	3.01	0	P
Remark	1. No other spurious found. 2. All results are PASS against Peak and Average limit line.										





**UNII 2C - 5470~5725MHz**

**WIFI 802.11ax HE40 Full (Harmonic)**

WIFI	Note	Frequency	Level	Over	Limit	Read	Antenna	Path	MIMO	Groun ding	Peak
Ant.				Limit	Line	Level	Gain	Loss	Factor	Factor	Avg.
4		( MHz )	( dBm )	( dB )	( dBm )	(dBm)	( dBi )	( dB )	( dB )	( dB )	(P/A)
802.11ax		7346.6	-42.14	-20.94	-21.2	-55.59	7.82	2.62	3.01	0	P
HE40 Full		7346.6	-42.75	-1.55	-41.2	-56.2	7.82	2.62	3.01	0	A
CH 102		11020	-65.21	-44.01	-21.2	-78.82	7.82	2.78	3.01	0	P
5510MHz		16530	-59.81	-32.81	-27	-74.32	7.82	3.68	3.01	0	P
802.11ax		7400	-42	-20.8	-21.2	-55.44	7.82	2.61	3.01	0	P
HE40 Full		7400	-42.48	-1.28	-41.2	-55.92	7.82	2.61	3.01	0	A
CH 110		11100	-66.91	-45.71	-21.2	-80.53	7.82	2.79	3.01	0	P
5550MHz		16650	-62.96	-35.96	-27	-77.51	7.82	3.72	3.01	0	P
802.11ax		7560	-43.35	-22.15	-21.2	-56.79	7.82	2.61	3.01	0	P
HE40 Full		7560	-44.16	-2.96	-41.2	-57.6	7.82	2.61	3.01	0	A
CH 134		11340	-64.23	-43.03	-21.2	-77.9	7.82	2.84	3.01	0	P
5670MHz		17010	-60.93	-33.93	-27	-75.57	7.82	3.81	3.01	0	P
Remark	1. No other spurious found. 2. All results are PASS against Peak and Average limit line.										



UNII 2C - 5470~5725MHz

WIFI 802.11ax HE40 Partial 484 (Band Edge)

WIFI	Note	Frequency	Level	Over	Limit	Read	Antenna	Path	MIMO	Grounding	Peak
Ant.				Limit	Line	Level	Gain	Loss	Factor	Factor	Avg.
4		( MHz )	( dBm )	( dB )	( dBm )	(dBm)	( dBi )	( dB )	( dB )	( dB )	(P/A)
802.11ax HE40 Partial 484/65 CH 102 5510MHz		5456.38	-32.76	-11.56	-21.2	-45.08	7.82	1.49	3.01	0	P
		5469.88	-29.23	-2.23	-27	-41.56	7.82	1.5	3.01	0	P
		5459.89	-49.28	-8.08	-41.2	-61.6	7.82	1.49	3.01	0	A
	*	5510	16.14	-	-	3.79	7.82	1.52	3.01	0	P
	*	5510	2.18	-	-	-10.17	7.82	1.52	3.01	0	A
802.11ax HE40 Partial 484/65 CH 110 5550MHz		5456.92	-26.72	-5.52	-21.2	-39.04	7.82	1.49	3.01	0	P
		5463.4	-28.77	-1.77	-27	-41.1	7.82	1.5	3.01	0	P
		5457.46	-50.22	-9.02	-41.2	-62.54	7.82	1.49	3.01	0	A
	*	5550	19.09	-	-	6.78	7.82	1.48	3.01	0	P
	*	5550	5.19	-	-	-7.12	7.82	1.48	3.01	0	A
802.11ax HE40 Partial 484/65 CH 134 5670MHz		5355.18	-38.88	-17.68	-21.2	-51.09	7.82	1.38	3.01	0	P
		5466.92	-39.3	-12.3	-27	-51.63	7.82	1.5	3.01	0	P
		5459.89	-52.29	-11.09	-41.2	-64.61	7.82	1.49	3.01	0	A
	*	5670	16.01	-	-	3.78	7.82	1.4	3.01	0	P
	*	5670	2.14	-	-	-10.09	7.82	1.4	3.01	0	A
		5725.45	-30.21	-3.21	-27	-42.4	7.82	1.36	3.01	0	P
Remark	1. No other spurious found. 2. All results are PASS against Peak and Average limit line.										



UNII 2C - 5470~5725MHz

WIFI 802.11ax HE80 Full (Band Edge)

WIFI	Note	Frequency	Level	Over	Limit	Read	Antenna	Path	MIMO	Groun ding	Peak
Ant.				Limit	Line	Level	Gain	Loss	Factor	Factor	Avg.
4		( MHz )	( dBm )	( dB )	( dBm )	(dBm)	( dBi )	( dB )	( dB )	( dB )	(P/A)
802.11ax HE80 Full CH 106 5530MHz		5456.32	-26.83	-5.63	-21.2	-39.15	7.82	1.49	3.01	0	P
		5468.32	-31.38	-4.38	-27	-43.71	7.82	1.5	3.01	0	P
		5459.92	-46.44	-5.24	-41.2	-58.76	7.82	1.49	3.01	0	A
	*	5530	12.99	-	-	0.66	7.82	1.5	3.01	0	P
	*	5530	0.24	-	-	-12.09	7.82	1.5	3.01	0	A
		5753.66	-37.48	-10.48	-27	-49.64	7.82	1.33	3.01	0	P
802.11ax HE80 Full CH 122 5610MHz		5454.16	-37.32	-16.12	-21.2	-49.64	7.82	1.49	3.01	0	P
		5470	-35.58	-8.58	-27	-47.91	7.82	1.5	3.01	0	P
		5459.92	-50.15	-8.95	-41.2	-62.47	7.82	1.49	3.01	0	A
	*	5610	15.82	-	-	3.57	7.82	1.42	3.01	0	P
	*	5610	2.49	-	-	-9.76	7.82	1.42	3.01	0	A
		5748.935	-35.11	-8.11	-27	-47.27	7.82	1.33	3.01	0	P
Remark	1. No other spurious found. 2. All results are PASS against Peak and Average limit line.										



UNII 2C - 5470~5725MHz

WIFI 802.11ax HE80 Full (Harmonic)

WIFI	Note	Frequency	Level	Over	Limit	Read	Antenna	Path	MIMO	Groun	Peak
Ant.				Limit	Line	Level	Gain	Loss	Factor	Factor	Avg.
4		( MHz )	( dBm )	( dB )	( dBm )	(dBm)	( dBi )	( dB )	( dB )	( dB )	(P/A)
802.11ax		11060	-64.77	-43.57	-21.2	-78.38	7.82	2.78	3.01	0	P
HE80 Full		16590	-59.85	-32.85	-27	-74.38	7.82	3.7	3.01	0	P
CH 106											
5530MHz											
802.11ax		7480	-42.7	-21.5	-21.2	-56.13	7.82	2.6	3.01	0	P
HE80 Full		7480	-43.63	-2.43	-41.2	-57.06	7.82	2.6	3.01	0	A
CH 122		11220	-62.59	-41.39	-21.2	-76.24	7.82	2.82	3.01	0	P
5610MHz		16830	-59.57	-32.57	-27	-74.16	7.82	3.76	3.01	0	P
Remark	1. No other spurious found. 2. All results are PASS against Peak and Average limit line.										



**UNII 2C - 5470~5725MHz**

**WIFI 802.11ax HE80 Partial 996 (Band Edge)**

WIFI	Note	Frequency	Level	Over	Limit	Read	Antenna	Path	MIMO	Groun ding	Peak
Ant.				Limit	Line	Level	Gain	Loss	Factor	Factor	Avg.
4		( MHz )	( dBm )	( dB )	( dBm )	(dBm)	( dBi )	( dB )	( dB )	( dB )	(P/A)
<b>802.11ax HE80 Partial 996/67 CH 106 5530MHz</b>		5457.28	-34.3	-13.1	-21.2	-46.62	7.82	1.49	3.01	0	P
		5468.8	-31.44	-4.44	-27	-43.77	7.82	1.5	3.01	0	P
		5459.92	-48.06	-6.86	-41.2	-60.38	7.82	1.49	3.01	0	A
	*	5530	10.81	-	-	-1.52	7.82	1.5	3.01	0	P
	*	5530	-2.47	-	-	-14.8	7.82	1.5	3.01	0	A
		5738.855	-37.82	-10.82	-27	-49.99	7.82	1.34	3.01	0	P
<b>802.11ax HE80 Partial 996/67 CH 122 5610MHz</b>		5457.76	-32.84	-11.64	-21.2	-45.16	7.82	1.49	3.01	0	P
		5470	-28.91	-1.91	-27	-41.24	7.82	1.5	3.01	0	P
		5459.92	-50.86	-9.66	-41.2	-63.18	7.82	1.49	3.01	0	A
	*	5610	15.38	-	-	3.13	7.82	1.42	3.01	0	P
	*	5610	1.91	-	-	-10.34	7.82	1.42	3.01	0	A
		5725.94	-31.35	-4.35	-27	-43.54	7.82	1.36	3.01	0	P
<b>Remark</b>	1. No other spurious found. 2. All results are PASS against Peak and Average limit line.										



UNII 2C - 5470~5725MHz

WIFI 802.11ax HE160 Full (Band Edge)

WIFI	Note	Frequency	Level	Over	Limit	Read	Antenna	Path	MIMO	Groun ding	Peak
Ant.				Limit	Line	Level	Gain	Loss	Factor	Factor	Avg.
4		( MHz )	( dBm )	( dB )	( dBm )	(dBm)	( dBi )	( dB )	( dB )	( dB )	(P/A)
802.11ax HE160 Full CH 114 5570MHz		5444.8	-32.14	-10.94	-21.2	-44.45	7.82	1.48	3.01	0	P
		5462.5	-36.05	-9.05	-27	-48.38	7.82	1.5	3.01	0	P
		5418.1	-46.82	-5.62	-41.2	-59.11	7.82	1.46	3.01	0	A
	*	5570	10.44	-	-	-1.85	7.82	1.46	3.01	0	P
	*	5570	-2.54	-	-	-14.83	7.82	1.46	3.01	0	A
		5725	-29.27	-2.27	-27	-41.46	7.82	1.36	3.01	0	P
Remark	1. No other spurious found. 2. All results are PASS against Peak and Average limit line.										



UNII 2C - 5470~5725MHz

WIFI 802.11ax HE160 Full (Harmonic)

WIFI	Note	Frequency	Level	Over	Limit	Read	Antenna	Path	MIMO	Groun ding	Peak
Ant.				Limit	Line	Level	Gain	Loss	Factor	Factor	Avg.
4		( MHz )	( dBm )	( dB )	( dBm )	(dBm)	( dBi )	( dB )	( dB )	( dB )	(P/A)
802.11ax		7426.6	-42.36	-21.16	-21.2	-55.8	7.82	2.61	3.01	0	P
HE160		7426.6	-42.99	-1.79	-41.2	-56.43	7.82	2.61	3.01	0	A
Full		11140	-64.14	-42.94	-21.2	-77.77	7.82	2.8	3.01	0	P
CH 114		16710	-60.11	-33.11	-27	-74.67	7.82	3.73	3.01	0	P
5570MHz											
Remark	1. No other spurious found. 2. All results are PASS against Peak and Average limit line.										



UNII 2C - 5470~5725MHz

WIFI 802.11ax HE160 Partial 1992 (Band Edge)

WIFI	Note	Frequency	Level	Over	Limit	Read	Antenna	Path	MIMO	Groun ding	Peak
Ant.				Limit	Line	Level	Gain	Loss	Factor	Factor	Avg.
4		( MHz )	( dBm )	( dB )	( dBm )	(dBm)	( dBi )	( dB )	( dB )	( dB )	(P/A)
802.11ax HE80 Partial 1992/68 CH 114 5570MHz		5448.4	-26.36	-5.16	-21.2	-38.67	7.82	1.48	3.01	0	P
		5460.4	-29.74	-2.74	-27	-42.06	7.82	1.49	3.01	0	P
		5420.5	-47.39	-6.19	-41.2	-59.68	7.82	1.46	3.01	0	A
	*	5570	10.17	-	-	-2.12	7.82	1.46	3.01	0	P
	*	5570	-3.96	-	-	-16.25	7.82	1.46	3.01	0	A
		5728.43	-29.54	-2.54	-27	-41.73	7.82	1.36	3.01	0	P
Remark	1. No other spurious found. 2. All results are PASS against Peak and Average limit line.										





UNII 2C - Straddle Channel

WIFI 802.11a (Band Edge)

WIFI	Note	Frequency	Level	Over	Limit	Read	Antenna	Path	MIMO	Groun ding	Peak
Ant.				Limit	Line	Level	Gain	Loss	Factor	Factor	Avg.
4		( MHz )	( dBm )	( dB )	( dBm )	(dBm)	( dBi )	( dB )	( dB )	( dB )	(P/A)
802.11a CH 144 5720MHz		5353.9	-38.78	-17.58	-21.2	-50.99	7.82	1.38	3.01	0	P
		5466.22	-38.4	-11.4	-27	-50.73	7.82	1.5	3.01	0	P
		5417.86	-52.02	-10.82	-41.2	-64.31	7.82	1.46	3.01	0	A
	*	5720	24.92	-	-	12.72	7.82	1.37	3.01	0	P
	*	5720	12.7	-	-	0.5	7.82	1.37	3.01	0	A
		5881.75	-36.96	-9.96	-27	-49.2	7.82	1.41	3.01	0	P
Remark	1. No other spurious found. 2. All results are PASS against Peak and Average limit line.										



**UNII 2C - Straddle Channel**

**WIFI 802.11a (Harmonic)**

WIFI	Note	Frequency	Level	Over	Limit	Read	Antenna	Path	MIMO	Groun ding	Peak
Ant.				Limit	Line	Level	Gain	Loss	Factor	Factor	Avg.
4		( MHz )	( dBm )	( dB )	( dBm )	(dBm)	( dBi )	( dB )	( dB )	( dB )	(P/A)
802.11a CH 144 5720MHz		7626.6	-48.01	-26.81	-21.2	-61.46	7.82	2.62	3.01	0	P
		11440.8	-65.49	-44.29	-21.2	-79.18	7.82	2.86	3.01	0	P
		17160.6	-62.37	-35.37	-27	-77.04	7.82	3.84	3.01	0	P
Remark	1. No other spurious found. 2. All results are PASS against Peak and Average limit line.										



UNII 2C - Straddle Channel

WIFI 802.11ax HE20 Full (Band Edge)

WIFI	Note	Frequency	Level	Over	Limit	Read	Antenna	Path	MIMO	Groun ding	Peak
Ant.				Limit	Line	Level	Gain	Loss	Factor	Factor	Avg.
4		( MHz )	( dBm )	( dB )	( dBm )	(dBm)	( dBi )	( dB )	( dB )	( dB )	(P/A)
802.11ax		5441.65	-38.64	-17.44	-21.2	-50.95	7.82	1.48	3.01	0	P
		5467	-39.22	-12.22	-27	-51.55	7.82	1.5	3.01	0	P
HE20 Full		5420.59	-52.07	-10.87	-41.2	-64.36	7.82	1.46	3.01	0	A
CH 144	*	5720	25.59	-	-	13.39	7.82	1.37	3.01	0	P
5720MHz	*	5720	12.94	-	-	0.74	7.82	1.37	3.01	0	A
		5850	-31.04	-4.04	-27	-43.22	7.82	1.35	3.01	0	P
Remark	1. No other spurious found. 2. All results are PASS against Peak and Average limit line.										



UNII 2C - Straddle Channel

WIFI 802.11ax HE20 Full (Harmonic)

WIFI	Note	Frequency	Level	Over	Limit	Read	Antenna	Path	MIMO	Groun ding	Peak
Ant.				Limit	Line	Level	Gain	Loss	Factor	Factor	Avg.
4		( MHz )	( dBm )	( dB )	( dBm )	(dBm)	( dBi )	( dB )	( dB )	( dB )	(P/A)
802.11ax		7626.6	-43.17	-21.97	-21.2	-56.62	7.82	2.62	3.01	0	P
HE20 Full		7626.6	-44.39	-3.19	-41.2	-57.84	7.82	2.62	3.01	0	A
CH 144		11440	-64.81	-43.61	-21.2	-78.5	7.82	2.86	3.01	0	P
5720MHz		17160	-57.98	-30.98	-27	-72.65	7.82	3.84	3.01	0	P
Remark	1. No other spurious found. 2. All results are PASS against Peak and Average limit line.										



UNII 2C - Straddle Channel

WIFI 802.11ax HE20 Partial 26 (Band Edge)

WIFI	Note	Frequency	Level	Over	Limit	Read	Antenna	Path	MIMO	Groun ding	Peak
Ant.				Limit	Line	Level	Gain	Loss	Factor	Factor	Avg.
4		( MHz )	( dBm )	( dB )	( dBm )	(dBm)	( dBi )	( dB )	( dB )	( dB )	(P/A)
802.11ax HE20 Partial 26/8 CH 144 5720MHz		5363.26	-38.96	-17.76	-21.2	-51.18	7.82	1.39	3.01	0	P
		5468.95	-39.09	-12.09	-27	-51.42	7.82	1.5	3.01	0	P
		5421.37	-52.3	-11.1	-41.2	-64.59	7.82	1.46	3.01	0	A
	*	5720	26.32	-	-	14.12	7.82	1.37	3.01	0	P
	*	5720	14.51	-	-	2.31	7.82	1.37	3.01	0	A
		5895.75	-36.95	-9.95	-27	-49.21	7.82	1.43	3.01	0	P
Remark	1. No other spurious found. 2. All results are PASS against Peak and Average limit line.										



**UNII 2C - Straddle Channel**

**WIFI 802.11ax HE20 Partial 26 (Harmonic)**

WIFI	Note	Frequency	Level	Over	Limit	Read	Antenna	Path	MIMO	Groun ding	Peak
Ant.				Limit	Line	Level	Gain	Loss	Factor	Factor	Avg.
4		( MHz )	( dBm )	( dB )	( dBm )	(dBm)	( dBi )	( dB )	( dB )	( dB )	(P/A)
<b>802.11ax HE20 Partial 26/8 CH 144 5720MHz</b>		7626.6	-45.25	-24.05	-21.2	-58.7	7.82	2.62	3.01	0	P
		7626.6	-45.71	-4.51	-41.2	-59.16	7.82	2.62	3.01	0	A
		11440	-65.82	-44.62	-21.2	-79.51	7.82	2.86	3.01	0	P
		17160	-63.59	-36.59	-27	-78.26	7.82	3.84	3.01	0	P
<b>Remark</b>	1. No other spurious found. 2. All results are PASS against Peak and Average limit line.										



UNII 2C - Straddle Channel

WIFI 802.11ax HE40 Full (Band Edge)

WIFI	Note	Frequency	Level	Over	Limit	Read	Antenna	Path	MIMO	Groun ding	Peak
Ant.				Limit	Line	Level	Gain	Loss	Factor	Factor	Avg.
4		( MHz )	( dBm )	( dB )	( dBm )	(dBm)	( dBi )	( dB )	( dB )	( dB )	(P/A)
802.11ax HE40 Full		5389	-38.85	-17.65	-21.2	-51.1	7.82	1.42	3.01	0	P
		5468.56	-39.16	-12.16	-27	-51.49	7.82	1.5	3.01	0	P
		5459.98	-52.13	-10.93	-41.2	-64.45	7.82	1.49	3.01	0	A
CH 142	*	5710	19.6	-	-	7.39	7.82	1.38	3.01	0	P
5710MHz	*	5710	6.43	-	-	-5.78	7.82	1.38	3.01	0	A
		5887.75	-34.21	-7.21	-27	-46.46	7.82	1.42	3.01	0	P
Remark	1. No other spurious found. 2. All results are PASS against Peak and Average limit line.										



UNII 2C - Straddle Channel

WIFI 802.11ax HE40 Full (Harmonic)

WIFI	Note	Frequency	Level	Over	Limit	Read	Antenna	Path	MIMO	Groun ding	Peak
Ant.				Limit	Line	Level	Gain	Loss	Factor	Factor	Avg.
4		( MHz )	( dBm )	( dB )	( dBm )	(dBm)	( dBi )	( dB )	( dB )	( dB )	(P/A)
802.11ax		7613.3	-42.99	-21.79	-21.2	-56.43	7.82	2.61	3.01	0	P
HE40 Full		7613.3	-43.89	-2.69	-41.2	-57.33	7.82	2.61	3.01	0	A
CH 142		11420	-64.1	-42.9	-21.2	-77.79	7.82	2.86	3.01	0	P
5710MHz		17130	-61.11	-34.11	-27	-75.77	7.82	3.83	3.01	0	P
Remark	1. No other spurious found. 2. All results are PASS against Peak and Average limit line.										





**UNII 2C - Straddle Channel**

**WIFI 802.11ax HE40 Partial 484 (Band Edge)**

WIFI	Note	Frequency	Level	Over	Limit	Read	Antenna	Path	MIMO	Groun ding	Peak
Ant.				Limit	Line	Level	Gain	Loss	Factor	Factor	Avg.
4		( MHz )	( dBm )	( dB )	( dBm )	(dBm)	( dBi )	( dB )	( dB )	( dB )	(P/A)
<b>802.11ax HE40 Partial 484/65 CH 142 5710MHz</b>		5396.8	-38.64	-17.44	-21.2	-50.9	7.82	1.43	3.01	0	P
		5462.32	-38.49	-11.49	-27	-50.82	7.82	1.5	3.01	0	P
		5458.81	-52.11	-10.91	-41.2	-64.43	7.82	1.49	3.01	0	A
	*	5710	20.24	-	-	8.03	7.82	1.38	3.01	0	P
	*	5710	6.59	-	-	-5.62	7.82	1.38	3.01	0	A
		5850.75	-32.64	-5.64	-27	-44.82	7.82	1.35	3.01	0	P
<b>Remark</b>	1. No other spurious found. 2. All results are PASS against Peak and Average limit line.										



**UNII 2C - Straddle Channel**

**WIFI 802.11ax HE40 Partial 484 (Harmonic)**

WIFI	Note	Frequency	Level	Over	Limit	Read	Antenna	Path	MIMO	Groun ding	Peak
Ant.				Limit	Line	Level	Gain	Loss	Factor	Factor	Avg.
4		( MHz )	( dBm )	( dB )	( dBm )	(dBm)	( dBi )	( dB )	( dB )	( dB )	(P/A)
<b>802.11ax HE40 Partial 484/65 CH 142 5710MHz</b>		7613.3	-44.52	-23.32	-21.2	-57.96	7.82	2.61	3.01	0	P
		7613.3	-45.04	-3.84	-41.2	-58.48	7.82	2.61	3.01	0	A
		11420.2	-66.25	-45.05	-21.2	-79.94	7.82	2.86	3.01	0	P
		17130	-64.09	-37.09	-27	-78.75	7.82	3.83	3.01	0	P
<b>Remark</b>	1. No other spurious found. 2. All results are PASS against Peak and Average limit line.										



UNII 2C - Straddle Channel

WIFI 802.11ax HE80 Full (Band Edge)

WIFI	Note	Frequency	Level	Over	Limit	Read	Antenna	Path	MIMO	Groun ding	Peak
Ant.				Limit	Line	Level	Gain	Loss	Factor	Factor	Avg.
4		( MHz )	( dBm )	( dB )	( dBm )	(dBm)	( dBi )	( dB )	( dB )	( dB )	(P/A)
802.11ax HE80 Full		5419.42	-38.39	-17.19	-21.2	-50.68	7.82	1.46	3.01	0	P
		5461.93	-37.54	-10.54	-27	-49.86	7.82	1.49	3.01	0	P
		5459.98	-49.71	-8.51	-41.2	-62.03	7.82	1.49	3.01	0	A
CH 138	*	5690	16.76	-	-	4.54	7.82	1.39	3.01	0	P
5690MHz	*	5690	4.11	-	-	-8.11	7.82	1.39	3.01	0	A
		5850.6	-34.34	-7.34	-27	-46.52	7.82	1.35	3.01	0	P
Remark	1. No other spurious found. 2. All results are PASS against Peak and Average limit line.										



UNII 2C - Straddle Channel

WIFI 802.11ax HE80 Full (Harmonic)

WIFI	Note	Frequency	Level	Over	Limit	Read	Antenna	Path	MIMO	Groun ding	Peak
Ant.				Limit	Line	Level	Gain	Loss	Factor	Factor	Avg.
4		( MHz )	( dBm )	( dB )	( dBm )	(dBm)	( dBi )	( dB )	( dB )	( dB )	(P/A)
802.11ax		7586.6	-43.1	-21.9	-21.2	-56.54	7.82	2.61	3.01	0	P
HE80 Full		7586.6	-43.99	-2.79	-41.2	-57.43	7.82	2.61	3.01	0	A
CH 138		11380	-64.14	-42.94	-21.2	-77.82	7.82	2.85	3.01	0	P
5690MHz		17070	-60.43	-33.43	-27	-75.09	7.82	3.83	3.01	0	P
Remark	1. No other spurious found. 2. All results are PASS against Peak and Average limit line.										



**UNII 2C - Straddle Channel**

**WIFI 802.11ax HE80 Partial 996 (Band Edge)**

WIFI	Note	Frequency	Level	Over	Limit	Read	Antenna	Path	MIMO	Groun ding	Peak
Ant.				Limit	Line	Level	Gain	Loss	Factor	Factor	Avg.
4		( MHz )	( dBm )	( dB )	( dBm )	(dBm)	( dBi )	( dB )	( dB )	( dB )	(P/A)
<b>802.11ax HE80 Partial 996/67 CH 138 5690MHz</b>		5391.73	-39.09	-17.89	-21.2	-51.35	7.82	1.43	3.01	0	P
		5466.22	-38.96	-11.96	-27	-51.29	7.82	1.5	3.01	0	P
		5458.03	-51.86	-10.66	-41.2	-64.18	7.82	1.49	3.01	0	A
	*	5690	14.94	-	-	2.72	7.82	1.39	3.01	0	P
	*	5690	1.74	-	-	-10.48	7.82	1.39	3.01	0	A
		5867.75	-36.04	-9.04	-27	-48.25	7.82	1.38	3.01	0	P
<b>Remark</b>	1. No other spurious found. 2. All results are PASS against Peak and Average limit line.										



UNII 2C - Straddle Channel

WIFI 802.11ax HE80 Partial 996 (Harmonic)

WIFI	Note	Frequency	Level	Over	Limit	Read	Antenna	Path	MIMO	Groun ding	Peak
Ant.				Limit	Line	Level	Gain	Loss	Factor	Factor	Avg.
4		( MHz )	( dBm )	( dB )	( dBm )	(dBm)	( dBi )	( dB )	( dB )	( dB )	(P/A)
802.11ax HE80 Partial 996/67 CH 138 5690MHz		7586.6	-45.39	-24.19	-21.2	-58.83	7.82	2.61	3.01	0	P
		7586.6	-46.08	-4.88	-41.2	-59.52	7.82	2.61	3.01	0	A
		11380	-67.68	-46.48	-21.2	-81.36	7.82	2.85	3.01	0	P
		17070	-64.51	-37.51	-27	-79.17	7.82	3.83	3.01	0	P
Remark	1. No other spurious found. 2. All results are PASS against Peak and Average limit line.										



Emission above 25GHz

WIFI 802.11ax HE40 Full (SHF)

WIFI	Note	Frequency	Level	Over	Limit	Read	Antenna	Path	MIMO	Grounding	Peak
Ant.				Limit	Line	Level	Gain	Loss	Factor	Factor	Avg.
4		( MHz )	( dBm )	( dB )	( dBm )	(dBm)	( dBi )	( dB )	( dB )	( dB )	(P/A)
5GHz 802.11ax HE40 Full SHF		39960	-40.23	-19.03	-21.2	-71	7.82	19.94	3.01	0	P
		39960	-50.44	-9.24	-41.2	-81.21	7.82	19.94	3.01	0	A
Remark	1. No other spurious found. 2. All results are PASS against Peak and Average limit line.										



Emission below 1GHz

WIFI 802.11ax HE40 Full (LF)

WIFI	Note	Frequency	Level	Over	Limit	Read	Antenna	Path	MIMO	Grounding	Peak
Ant.				Limit	Line	Level	Gain	Loss	Factor	Factor	Avg.
4		( MHz )	( dBm )	( dB )	( dBm )	(dBm)	( dBi )	( dB )	( dB )	( dB )	(P/A)
5GHz 802.11ax HE40 Full LF		80.49	-75.11	-19.91	-55.2	-90.89	7.82	0.25	3.01	4.7	P
		132.6	-74.54	-22.84	-51.7	-90.42	7.82	0.35	3.01	4.7	P
		246.27	-74.79	-25.59	-49.2	-90.8	7.82	0.48	3.01	4.7	P
		643	-72.94	-23.74	-49.2	-89.24	7.82	0.77	3.01	4.7	P
		788.6	-71.73	-22.53	-49.2	-88.15	7.82	0.89	3.01	4.7	P
		995.8	-72.41	-31.21	-41.2	-89.18	7.82	1.24	3.01	4.7	P
Remark	1. No other spurious found. 2. All results are PASS against Peak and Average limit line.										





UNII 1 - 5150~5250MHz

WIFI 802.11a (Band Edge)

WIFI	Note	Frequency	Level	Over	Limit	Read	Antenna	Path	MIMO	Groun ding	Peak
Ant.				Limit	Line	Level	Gain	Loss	Factor	Factor	Avg.
5		( MHz )	( dBm )	( dB )	( dBm )	(dBm)	( dBi )	( dB )	( dB )	( dB )	(P/A)
802.11a CH 36 5180MHz		5146.12	-36.54	-15.34	-21.2	-47.29	6.36	1.38	3.01	0	P
		5150	-50.86	-9.66	-41.2	-61.61	6.36	1.38	3.01	0	A
	*	5180	17.46	-	-	6.71	6.36	1.38	3.01	0	P
	*	5180	6.21	-	-	-4.54	6.36	1.38	3.01	0	A
802.11a CH 44 5220MHz		5139.88	-40.02	-18.82	-21.2	-50.77	6.36	1.38	3.01	0	P
		5150	-53.02	-11.82	-41.2	-63.77	6.36	1.38	3.01	0	A
	*	5220	18.26	-	-	7.52	6.36	1.37	3.01	0	P
	*	5220	6.24	-	-	-4.5	6.36	1.37	3.01	0	A
		5402.32	-40.58	-19.38	-21.2	-51.39	6.36	1.44	3.01	0	P
		5378.8	-53.61	-12.41	-41.2	-64.39	6.36	1.41	3.01	0	A
802.11a CH 48 5240MHz		5149.24	-39.32	-18.12	-21.2	-50.07	6.36	1.38	3.01	0	P
		5149.76	-53.42	-12.22	-41.2	-64.17	6.36	1.38	3.01	0	A
	*	5240	18.26	-	-	7.54	6.36	1.35	3.01	0	P
	*	5240	6.41	-	-	-4.31	6.36	1.35	3.01	0	A
		5415.2	-39.56	-18.36	-21.2	-50.39	6.36	1.46	3.01	0	P
		5350.52	-53.56	-12.36	-41.2	-64.3	6.36	1.37	3.01	0	A
Remark	1. No other spurious found. 2. All results are PASS against Peak and Average limit line.										



UNII 1 5150~5250MHz

WIFI 802.11a (Harmonic)

WIFI	Note	Frequency	Level	Over	Limit	Read	Antenna	Path	MIMO	Grounding	Peak
Ant.				Limit	Line	Level	Gain	Loss	Factor	Factor	Avg.
5		( MHz )	( dBm )	( dB )	( dBm )	(dBm)	( dBi )	( dB )	( dB )	( dB )	(P/A)
802.11a CH 36 5180MHz		10360	-67.4	-40.4	-27	-79.48	6.36	2.71	3.01	0	P
		15540	-61.88	-40.68	-21.2	-74.61	6.36	3.36	3.01	0	P
		20720	-57.2	-36	-21.2	-72	6.36	5.43	3.01	0	P
802.11a CH 44 5220MHz		10440	-67.84	-40.84	-27	-79.93	6.36	2.72	3.01	0	P
		15660	-60.86	-39.66	-21.2	-73.63	6.36	3.4	3.01	0	P
		20880	-53.42	-32.22	-21.2	-68.55	6.36	5.76	3.01	0	P
802.11a CH 48 5240MHz		7336	-57.05	-35.85	-21.2	-69.04	6.36	2.62	3.01	0	P
		8384	-55.42	-34.22	-21.2	-67.49	6.36	2.7	3.01	0	P
		10480	-67.16	-40.16	-27	-79.25	6.36	2.72	3.01	0	P
		15720	-62.58	-41.38	-21.2	-75.38	6.36	3.43	3.01	0	P
		20960	-53.54	-32.34	-21.2	-68.87	6.36	5.96	3.01	0	P
Remark	1. No other spurious found. 2. All results are PASS against Peak and Average limit line.										



UNII 1 - 5150~5250MHz

WIFI 802.11ax HE20 Full (Band Edge)

WIFI	Note	Frequency	Level	Over	Limit	Read	Antenna	Path	MIMO	Grounding	Peak
Ant.				Limit	Line	Level	Gain	Loss	Factor	Factor	Avg.
5		( MHz )	( dBm )	( dB )	( dBm )	(dBm)	( dBi )	( dB )	( dB )	( dB )	(P/A)
802.11ax HE20 Full CH 36 5180MHz		5148.46	-33.71	-12.51	-21.2	-44.46	6.36	1.38	3.01	0	P
		5150	-49.14	-7.94	-41.2	-59.89	6.36	1.38	3.01	0	A
	*	5180	18.48	-	-	7.73	6.36	1.38	3.01	0	P
	*	5180	6.4	-	-	-4.35	6.36	1.38	3.01	0	A
802.11ax HE20 Full CH 44 5220MHz		5148.2	-38.52	-17.32	-21.2	-49.27	6.36	1.38	3.01	0	P
		5150	-52.14	-10.94	-41.2	-62.89	6.36	1.38	3.01	0	A
	*	5220	18.55	-	-	7.81	6.36	1.37	3.01	0	P
	*	5220	6.38	-	-	-4.36	6.36	1.37	3.01	0	A
		5353.32	-39.85	-18.65	-21.2	-50.6	6.36	1.38	3.01	0	P
		5365.08	-53.36	-12.16	-41.2	-64.13	6.36	1.4	3.01	0	A
802.11ax HE20 Full CH 48 5240MHz		5120.9	-40.47	-19.27	-21.2	-51.22	6.36	1.38	3.01	0	P
		5148.72	-53.46	-12.26	-41.2	-64.21	6.36	1.38	3.01	0	A
	*	5240	19.02	-	-	8.3	6.36	1.35	3.01	0	P
	*	5240	6.66	-	-	-4.06	6.36	1.35	3.01	0	A
		5370.68	-39.76	-18.56	-21.2	-50.53	6.36	1.4	3.01	0	P
		5396.44	-53.47	-12.27	-41.2	-64.27	6.36	1.43	3.01	0	A
Remark	1. No other spurious found. 2. All results are PASS against Peak and Average limit line.										



UNII 1 5150~5250MHz

WIFI 802.11ax HE20 Full (Harmonic)

WIFI	Note	Frequency	Level	Over	Limit	Read	Antenna	Path	MIMO	Grounding	Peak
Ant.				Limit	Line	Level	Gain	Loss	Factor	Factor	Avg.
5		( MHz )	( dBm )	( dB )	( dBm )	(dBm)	( dBi )	( dB )	( dB )	( dB )	(P/A)
802.11ax HE20 Full CH 36 5180MHz		10360	-66.25	-39.25	-27	-78.33	6.36	2.71	3.01	0	P
		15540	-61.26	-40.06	-21.2	-73.99	6.36	3.36	3.01	0	P
		20720	-57.41	-36.21	-21.2	-72.21	6.36	5.43	3.01	0	P
802.11ax HE20 Full CH 44 5220MHz		10440	-67.24	-40.24	-27	-79.33	6.36	2.72	3.01	0	P
		15660	-61.78	-40.58	-21.2	-74.55	6.36	3.4	3.01	0	P
		20880	-52.84	-31.64	-21.2	-67.97	6.36	5.76	3.01	0	P
802.11ax HE20 Full CH 48 5240MHz		7336	-57.47	-36.27	-21.2	-69.46	6.36	2.62	3.01	0	P
		8384	-53.67	-32.47	-21.2	-65.74	6.36	2.7	3.01	0	P
		10480	-66.76	-39.76	-27	-78.85	6.36	2.72	3.01	0	P
		15720	-63.97	-42.77	-21.2	-76.77	6.36	3.43	3.01	0	P
		20960	-53.63	-32.43	-21.2	-68.96	6.36	5.96	3.01	0	P
Remark	1. No other spurious found. 2. All results are PASS against Peak and Average limit line.										



UNII 1 - 5150~5250MHz

WIFI 802.11ax HE20 Partial 26 (Band Edge)

WIFI	Note	Frequency	Level	Over	Limit	Read	Antenna	Path	MIMO	Grounding	Peak
Ant.				Limit	Line	Level	Gain	Loss	Factor	Factor	Avg.
5		( MHz )	( dBm )	( dB )	( dBm )	(dBm)	( dBi )	( dB )	( dB )	( dB )	(P/A)
802.11ax HE20 Partial 26/0 CH 36 5180MHz		5144.56	-39.88	-18.68	-21.2	-50.63	6.36	1.38	3.01	0	P
		5136.5	-53.73	-12.53	-41.2	-64.48	6.36	1.38	3.01	0	A
	*	5180	18.01	-	-	7.26	6.36	1.38	3.01	0	P
	*	5180	7.35	-	-	-3.4	6.36	1.38	3.01	0	A
802.11ax HE20 Partial 26/4 CH 44 5220MHz		5139.62	-39.68	-18.48	-21.2	-50.43	6.36	1.38	3.01	0	P
		5149.24	-54.06	-12.86	-41.2	-64.81	6.36	1.38	3.01	0	A
	*	5220	19.69	-	-	8.95	6.36	1.37	3.01	0	P
	*	5220	7.84	-	-	-2.9	6.36	1.37	3.01	0	A
		5435.92	-40	-18.8	-21.2	-50.84	6.36	1.47	3.01	0	P
	5374.6	-53.92	-12.72	-41.2	-64.69	6.36	1.4	3.01	0	A	
802.11ax HE20 Partial 26/8 CH 48 5240MHz		5138.58	-40.87	-19.67	-21.2	-51.62	6.36	1.38	3.01	0	P
		5146.64	-54.26	-13.06	-41.2	-65.01	6.36	1.38	3.01	0	A
	*	5240	18.97	-	-	8.25	6.36	1.35	3.01	0	P
	*	5240	7.57	-	-	-3.15	6.36	1.35	3.01	0	A
		5395.04	-40.33	-19.13	-21.2	-51.13	6.36	1.43	3.01	0	P
	5402.32	-53.99	-12.79	-41.2	-64.8	6.36	1.44	3.01	0	A	
Remark	1. No other spurious found. 2. All results are PASS against Peak and Average limit line.										



UNII 1 5150~5250MHz

WIFI 802.11ax HE20 Partial 26 (Harmonic)

WIFI	Note	Frequency	Level	Over	Limit	Read	Antenna	Path	MIMO	Grounding	Peak
Ant.				Limit	Line	Level	Gain	Loss	Factor	Factor	Avg.
5		( MHz )	( dBm )	( dB )	( dBm )	(dBm)	( dBi )	( dB )	( dB )	( dB )	(P/A)
802.11ax HE20 Partial 26/0 CH 36 5180MHz		10360	-66.72	-39.72	-27	-78.8	6.36	2.71	3.01	0	P
		15540	-62.31	-41.11	-21.2	-75.04	6.36	3.36	3.01	0	P
802.11ax HE20 Partial 26/4 CH 44 5220MHz		10440	-67.76	-40.76	-27	-79.85	6.36	2.72	3.01	0	P
		15660	-61.21	-40.01	-21.2	-73.98	6.36	3.4	3.01	0	P
		20880	-53.48	-32.28	-21.2	-68.61	6.36	5.76	3.01	0	P
802.11ax HE20 Partial 26/8 CH 48 5240MHz		8384	-53.43	-32.23	-21.2	-65.5	6.36	2.7	3.01	0	P
		10480	-67.66	-40.66	-27	-79.75	6.36	2.72	3.01	0	P
		15720	-61.66	-40.46	-21.2	-74.46	6.36	3.43	3.01	0	P
		20960	-53.68	-32.48	-21.2	-69.01	6.36	5.96	3.01	0	P
Remark	1. No other spurious found. 2. All results are PASS against Peak and Average limit line.										



UNII 1 - 5150~5250MHz

WIFI 802.11ax HE20 Partial 52 (Band Edge)

WIFI	Note	Frequency	Level	Over	Limit	Read	Antenna	Path	MIMO	Groun ding	Peak
Ant.				Limit	Line	Level	Gain	Loss	Factor	Factor	Avg.
5		( MHz )	( dBm )	( dB )	( dBm )	(dBm)	( dBi )	( dB )	( dB )	( dB )	(P/A)
802.11ax HE20 Partial 52/37 CH 36 5180MHz		5141.96	-39.56	-18.36	-21.2	-50.31	6.36	1.38	3.01	0	P
		5149.5	-53.03	-11.83	-41.2	-63.78	6.36	1.38	3.01	0	A
	*	5180	19.58	-	-	8.83	6.36	1.38	3.01	0	P
	*	5180	7.22	-	-	-3.53	6.36	1.38	3.01	0	A
<b>Remark</b>	1. No other spurious found. 2. All results are PASS against Peak and Average limit line.										



UNII 1 - 5150~5250MHz

WIFI 802.11ax HE20 Partial 106 (Band Edge)

WIFI	Note	Frequency	Level	Over	Limit	Read	Antenna	Path	MIMO	Groun ding	Peak
Ant.				Limit	Line	Level	Gain	Loss	Factor	Factor	Avg.
5		( MHz )	( dBm )	( dB )	( dBm )	(dBm)	( dBi )	( dB )	( dB )	( dB )	(P/A)
802.11ax HE20 Partial 106/53 CH 36 5180MHz		5148.72	-35.73	-14.53	-21.2	-46.48	6.36	1.38	3.01	0	P
		5149.76	-52.5	-11.3	-41.2	-63.25	6.36	1.38	3.01	0	A
	*	5180	19.23	-	-	8.48	6.36	1.38	3.01	0	P
	*	5180	7.62	-	-	-3.13	6.36	1.38	3.01	0	A
<b>Remark</b>	1. No other spurious found. 2. All results are PASS against Peak and Average limit line.										





UNII 1 - 5150~5250MHz

WIFI 802.11ax HE20 Partial 242 (Band Edge)

WIFI	Note	Frequency	Level	Over	Limit	Read	Antenna	Path	MIMO	Groun ding	Peak
Ant.				Limit	Line	Level	Gain	Loss	Factor	Factor	Avg.
5		( MHz )	( dBm )	( dB )	( dBm )	(dBm)	( dBi )	( dB )	( dB )	( dB )	(P/A)
802.11ax HE20 Partial 242/61 CH 36 5180MHz		5143.52	-31.49	-10.29	-21.2	-42.24	6.36	1.38	3.01	0	P
		5150	-48.03	-6.83	-41.2	-58.78	6.36	1.38	3.01	0	A
	*	5180	19.37	-	-	8.62	6.36	1.38	3.01	0	P
	*	5180	7.08	-	-	-3.67	6.36	1.38	3.01	0	A
<b>Remark</b>	1. No other spurious found. 2. All results are PASS against Peak and Average limit line.										



**UNII 1 - 5150~5250MHz**

**WIFI 802.11ax HE40 Full (Band Edge)**

WIFI	Note	Frequency	Level	Over	Limit	Read	Antenna	Path	MIMO	Groun ding	Peak
Ant.				Limit	Line	Level	Gain	Loss	Factor	Factor	Avg.
5		( MHz )	( dBm )	( dB )	( dBm )	(dBm)	( dBi )	( dB )	( dB )	( dB )	(P/A)
<b>802.11ax HE40 Full CH 38 5190MHz</b>		5143.52	-26.9	-5.7	-21.2	-37.65	6.36	1.38	3.01	0	P
		5149.76	-44.68	-3.48	-41.2	-55.43	6.36	1.38	3.01	0	A
	*	5190	16.05	-	-	5.3	6.36	1.38	3.01	0	P
	*	5190	3.74	-	-	-7.01	6.36	1.38	3.01	0	A
		5354.72	-39.6	-18.4	-21.2	-50.35	6.36	1.38	3.01	0	P
		5350.24	-53.21	-12.01	-41.2	-63.95	6.36	1.37	3.01	0	A
<b>802.11ax HE40 Full CH 46 5230MHz</b>		5144.3	-32.85	-11.65	-21.2	-43.6	6.36	1.38	3.01	0	P
		5150	-48.89	-7.69	-41.2	-59.64	6.36	1.38	3.01	0	A
	*	5230	18.3	-	-	7.57	6.36	1.36	3.01	0	P
	*	5230	5.46	-	-	-5.27	6.36	1.36	3.01	0	A
		5382.16	-34.27	-13.07	-21.2	-45.05	6.36	1.41	3.01	0	P
		5351.36	-51.06	-9.86	-41.2	-61.8	6.36	1.37	3.01	0	A
<b>Remark</b>	1. No other spurious found. 2. All results are PASS against Peak and Average limit line.										



**UNII 1 - 5150~5250MHz**

**WIFI 802.11ax HE40 Full (Harmonic)**

WIFI	Note	Frequency	Level	Over	Limit	Read	Antenna	Path	MIMO	Grounding	Peak
Ant.				Limit	Line	Level	Gain	Loss	Factor	Factor	Avg.
5		( MHz )	( dBm )	( dB )	( dBm )	(dBm)	( dBi )	( dB )	( dB )	( dB )	(P/A)
802.11ax		10360	-69	-42	-27	-81.08	6.36	2.71	3.01	0	P
HE40 Full		15570	-60.85	-39.65	-21.2	-73.59	6.36	3.37	3.01	0	P
CH 38		20760	-54.73	-33.53	-21.2	-69.67	6.36	5.57	3.01	0	P
5190MHz											
802.11ax		10460	-68.99	-41.99	-27	-81.08	6.36	2.72	3.01	0	P
HE40 Full		15690	-60.72	-39.52	-21.2	-73.51	6.36	3.42	3.01	0	P
CH 46		20920	-53.03	-31.83	-21.2	-68.23	6.36	5.83	3.01	0	P
5230MHz											
Remark	1. No other spurious found. 2. All results are PASS against Peak and Average limit line.										



**UNII 1 - 5150~5250MHz**

**WIFI 802.11ax HE40 Partial 484 (Band Edge )**

WIFI	Note	Frequency	Level	Over	Limit	Read	Antenna	Path	MIMO	Groun ding	Peak
Ant.				Limit	Line	Level	Gain	Loss	Factor	Factor	Avg.
5		( MHz )	( dBm )	( dB )	( dBm )	(dBm)	( dBi )	( dB )	( dB )	( dB )	(P/A)
<b>802.11ax HE40 Partial 484/65 CH 38 5190MHz</b>		5145.86	-23.83	-2.63	-21.2	-34.58	6.36	1.38	3.01	0	P
		5150	-44.4	-3.2	-41.2	-55.15	6.36	1.38	3.01	0	A
	*	5190	14.37	-	-	3.62	6.36	1.38	3.01	0	P
	*	5190	2.18	-	-	-8.57	6.36	1.38	3.01	0	A
		5372.08	-40.07	-18.87	-21.2	-50.84	6.36	1.4	3.01	0	P
		5403.44	-53.6	-12.4	-41.2	-64.41	6.36	1.44	3.01	0	A
<b>802.11ax HE40 Partial 484/65 CH 46 5230MHz</b>		5148.98	-30.03	-8.83	-21.2	-40.78	6.36	1.38	3.01	0	P
		5150	-49.42	-8.22	-41.2	-60.17	6.36	1.38	3.01	0	A
	*	5230	19.83	-	-	9.1	6.36	1.36	3.01	0	P
	*	5230	5.23	-	-	-5.5	6.36	1.36	3.01	0	A
		5351.36	-35.45	-14.25	-21.2	-46.19	6.36	1.37	3.01	0	P
		5352.48	-51.52	-10.32	-41.2	-62.27	6.36	1.38	3.01	0	A
<b>Remark</b>	1. No other spurious found. 2. All results are PASS against Peak and Average limit line.										



**UNII 1 - 5150~5250MHz**

**WIFI 802.11ax HE80 Full (Band Edge)**

WIFI	Note	Frequency	Level	Over	Limit	Read	Antenna	Path	MIMO	Groun ding	Peak
Ant.				Limit	Line	Level	Gain	Loss	Factor	Factor	Avg.
5		( MHz )	( dBm )	( dB )	( dBm )	(dBm)	( dBi )	( dB )	( dB )	( dB )	(P/A)
<b>802.11ax HE80 Full CH 42 5210MHz</b>		5119.6	-29.19	-7.99	-21.2	-39.94	6.36	1.38	3.01	0	P
		5141.44	-44.4	-3.2	-41.2	-55.15	6.36	1.38	3.01	0	A
	*	5210	11.97	-	-	1.23	6.36	1.37	3.01	0	P
	*	5210	-1.07	-	-	-11.81	6.36	1.37	3.01	0	A
		5388.32	-38.92	-17.72	-21.2	-49.71	6.36	1.42	3.01	0	P
		5351.92	-52.32	-11.12	-41.2	-63.07	6.36	1.38	3.01	0	A
<b>Remark</b>	1. No other spurious found. 2. All results are PASS against Peak and Average limit line.										



UNII 1 - 5150~5250MHz

WIFI 802.11ax HE80 Full (Harmonic)

WIFI	Note	Frequency	Level	Over	Limit	Read	Antenna	Path	MIMO	Groun ding	Peak
Ant.				Limit	Line	Level	Gain	Loss	Factor	Factor	Avg.
5		( MHz )	( dBm )	( dB )	( dBm )	(dBm)	( dBi )	( dB )	( dB )	( dB )	(P/A)
802.11ax		10420	-67.96	-40.96	-27	-80.04	6.36	2.71	3.01	0	P
HE80 Full		15630	-60.87	-39.67	-21.2	-73.64	6.36	3.4	3.01	0	P
CH 42		20840	-53.71	-32.51	-21.2	-68.78	6.36	5.7	3.01	0	P
5210MHz											
Remark	1. No other spurious found. 2. All results are PASS against Peak and Average limit line.										



**UNII 1 - 5150~5250MHz**

**WIFI 802.11ax HE80 Partial 996 (Band Edge)**

WIFI	Note	Frequency	Level	Over	Limit	Read	Antenna	Path	MIMO	Groun ding	Peak
Ant.				Limit	Line	Level	Gain	Loss	Factor	Factor	Avg.
5		( MHz )	( dBm )	( dB )	( dBm )	(dBm)	( dBi )	( dB )	( dB )	( dB )	(P/A)
<b>802.11ax HE80 Partial 996/67 CH 42 5210MHz</b>		5150	-26.17	-4.97	-21.2	-36.92	6.36	1.38	3.01	0	P
		5140.92	-44.14	-2.94	-41.2	-54.89	6.36	1.38	3.01	0	A
	*	5210	11.08	-	-	0.34	6.36	1.37	3.01	0	P
	*	5210	-1.49	-	-	-12.23	6.36	1.37	3.01	0	A
		5350	-38.25	-17.05	-21.2	-48.99	6.36	1.37	3.01	0	P
		5353.88	-52.49	-11.29	-41.2	-63.24	6.36	1.38	3.01	0	A
<b>Remark</b>	1. No other spurious found. 2. All results are PASS against Peak and Average limit line.										



**UNII 1 - 5150~5250MHz**

**WIFI 802.11ax HE160 Full (Band Edge)**

WIFI	Note	Frequency	Level	Over	Limit	Read	Antenna	Path	MIMO	Groun ding	Peak
Ant.				Limit	Line	Level	Gain	Loss	Factor	Factor	Avg.
5		( MHz )	( dBm )	( dB )	( dBm )	(dBm)	( dBi )	( dB )	( dB )	( dB )	(P/A)
<b>802.11ax HE160 Full CH 50 5250MHz</b>		5125.46	-32.77	-11.57	-21.2	-43.59	6.43	1.38	3.01	0	P
		5100.3	-47.96	-6.76	-41.2	-58.78	6.43	1.38	3.01	0	A
	*	5250	7.68	-	-	-3.1	6.43	1.34	3.01	0	P
	*	5250	-4.59	-	-	-15.37	6.43	1.34	3.01	0	A
		5402.88	-22.95	-1.75	-21.2	-33.83	6.43	1.44	3.01	0	P
		5412.96	-46.06	-4.86	-41.2	-56.96	6.43	1.46	3.01	0	A
<b>Remark</b>	1. No other spurious found. 2. All results are PASS against Peak and Average limit line.										





UNII 1 - 5150~5250MHz

WIFI 802.11ax HE160 Full (Harmonic)

WIFI	Note	Frequency	Level	Over	Limit	Read	Antenna	Path	MIMO	Groun ding	Peak
Ant.				Limit	Line	Level	Gain	Loss	Factor	Factor	Avg.
5		( MHz )	( dBm )	( dB )	( dBm )	(dBm)	( dBi )	( dB )	( dB )	( dB )	(P/A)
802.11ax		10500	-67.56	-40.56	-27	-79.72	6.43	2.72	3.01	0	P
HE160		15750	-64.65	-43.45	-21.2	-77.54	6.43	3.45	3.01	0	P
Full		21000	-62.62	-41.42	-21.2	-78.09	6.43	6.03	3.01	0	P
CH 50											
5250MHz											
Remark	1. No other spurious found. 2. All results are PASS against Peak and Average limit line.										



UNII 1 - 5150~5250MHz

WIFI 802.11ax HE160 Partial 1992 (Band Edge)

WIFI	Note	Frequency	Level	Over	Limit	Read	Antenna	Path	MIMO	Groun ding	Peak
Ant.				Limit	Line	Level	Gain	Loss	Factor	Factor	Avg.
5		( MHz )	( dBm )	( dB )	( dBm )	(dBm)	( dBi )	( dB )	( dB )	( dB )	(P/A)
802.11ax		5128.52	-26.61	-5.41	-21.2	-37.43	6.43	1.38	3.01	0	P
HE160		5149.94	-45	-3.8	-41.2	-55.82	6.43	1.38	3.01	0	A
Partial	*	5250	7.28	-	-	-3.5	6.43	1.34	3.01	0	P
1992/68	*	5250	-5.94	-	-	-16.72	6.43	1.34	3.01	0	A
CH 50		5392.52	-24.97	-3.77	-21.2	-35.84	6.43	1.43	3.01	0	P
5250MHz		5353.32	-43.44	-2.24	-41.2	-54.26	6.43	1.38	3.01	0	A
Remark	1. No other spurious found. 2. All results are PASS against Peak and Average limit line.										



UNII 2A - 5250~5350MHz

WIFI 802.11a (Band Edge)

WIFI	Note	Frequency	Level	Over	Limit	Read	Antenna	Path	MIMO	Grounding	Peak
Ant.				Limit	Line	Level	Gain	Loss	Factor	Factor	Avg.
5		( MHz )	( dBm )	( dB )	( dBm )	(dBm)	( dBi )	( dB )	( dB )	( dB )	(P/A)
802.11a CH 52 5260MHz		5134.98	-34.61	-13.41	-21.2	-45.43	6.43	1.38	3.01	0	P
		5149.94	-52.37	-11.17	-41.2	-63.19	6.43	1.38	3.01	0	A
	*	5260	24.77	-	-	13.99	6.43	1.34	3.01	0	P
	*	5260	12.46	-	-	1.68	6.43	1.34	3.01	0	A
		5356.96	-25.33	-4.13	-21.2	-36.15	6.43	1.38	3.01	0	P
		5350.24	-48.41	-7.21	-41.2	-59.22	6.43	1.37	3.01	0	A
802.11a CH 60 5300MHz		5093.5	-40.73	-19.53	-21.2	-51.54	6.43	1.37	3.01	0	P
		5145.86	-54.21	-13.01	-41.2	-65.03	6.43	1.38	3.01	0	A
	*	5300	22.56	-	-	11.82	6.43	1.3	3.01	0	P
	*	5300	10.67	-	-	-0.07	6.43	1.3	3.01	0	A
		5368.44	-28.94	-7.74	-21.2	-39.78	6.43	1.4	3.01	0	P
		5350.24	-47.32	-6.12	-41.2	-58.13	6.43	1.37	3.01	0	A
802.11a CH 64 5320MHz	*	5320	20.31	-	-	9.54	6.43	1.33	3.01	0	P
	*	5320	7.81	-	-	-2.96	6.43	1.33	3.01	0	A
		5378.72	-27.69	-6.49	-21.2	-38.54	6.43	1.41	3.01	0	P
		5350.08	-48.11	-6.91	-41.2	-58.92	6.43	1.37	3.01	0	A
Remark	1. No other spurious found. 2. All results are PASS against Peak and Average limit line.										



**UNII 2A 5250~5350MHz**

**WIFI 802.11a (Harmonic)**

WIFI	Note	Frequency	Level	Over	Limit	Read	Antenna	Path	MIMO	Groun	Peak
Ant.				Limit	Line	Level	Gain	Loss	Factor	ding	Avg.
5		( MHz )	( dBm )	( dB )	( dBm )	(dBm)	( dBi )	( dB )	( dB )	( dB )	(P/A)
<b>802.11a CH 52 5260MHz</b>		7013.3	-41.44	-14.44	-27	-53.55	6.43	2.67	3.01	0	P
		10520	-64.36	-37.36	-27	-76.52	6.43	2.72	3.01	0	P
		15780	-57.98	-36.78	-21.2	-70.88	6.43	3.46	3.01	0	P
		21040	-47.79	-26.59	-21.2	-63.27	6.43	6.04	3.01	0	P
<b>802.11a CH 60 5300MHz</b>		7420	-58.56	-37.36	-21.2	-70.61	6.43	2.61	3.01	0	P
		8480	-58.9	-37.7	-21.2	-71.05	6.43	2.71	3.01	0	P
		10600	-67.9	-40.9	-27	-80.07	6.43	2.73	3.01	0	P
		15900	-60.2	-39	-21.2	-73.16	6.43	3.52	3.01	0	P
		21200	-54.91	-33.71	-21.2	-70.42	6.43	6.07	3.01	0	P
<b>802.11a CH 64 5320MHz</b>		7093.3	-39.22	-12.22	-27	-51.32	6.43	2.66	3.01	0	P
		10640	-67.38	-46.18	-21.2	-79.56	6.43	2.74	3.01	0	P
		15960	-62.18	-40.98	-21.2	-75.15	6.43	3.53	3.01	0	P
		21280	-51.68	-30.48	-21.2	-67.2	6.43	6.08	3.01	0	P
<b>Remark</b>	1. No other spurious found. 2. All results are PASS against Peak and Average limit line.										



UNII 2A - 5250~5350MHz

WIFI 802.11ax HE20 Full (Band Edge)

WIFI	Note	Frequency	Level	Over	Limit	Read	Antenna	Path	MIMO	Grounding	Peak
Ant.				Limit	Line	Level	Gain	Loss	Factor	Factor	Avg.
5		( MHz )	( dBm )	( dB )	( dBm )	(dBm)	( dBi )	( dB )	( dB )	( dB )	(P/A)
802.11ax HE20 Full CH 52 5260MHz		5146.2	-35.57	-14.37	-21.2	-46.39	6.43	1.38	3.01	0	P
		5149.94	-52.51	-11.31	-41.2	-63.33	6.43	1.38	3.01	0	A
	*	5260	23.9	-	-	13.12	6.43	1.34	3.01	0	P
	*	5260	11.35	-	-	0.57	6.43	1.34	3.01	0	A
		5358.08	-28.48	-7.28	-21.2	-39.3	6.43	1.38	3.01	0	P
		5350	-48.96	-7.76	-41.2	-59.77	6.43	1.37	3.01	0	A
802.11ax HE20 Full CH 60 5300MHz		5136	-40.87	-19.67	-21.2	-51.69	6.43	1.38	3.01	0	P
		5146.54	-54.22	-13.02	-41.2	-65.04	6.43	1.38	3.01	0	A
	*	5300	22.7	-	-	11.96	6.43	1.3	3.01	0	P
	*	5300	9.93	-	-	-0.81	6.43	1.3	3.01	0	A
		5350	-26.49	-5.29	-21.2	-37.3	6.43	1.37	3.01	0	P
		5350	-45.78	-4.58	-41.2	-56.59	6.43	1.37	3.01	0	A
802.11ax HE20 Full CH 64 5320MHz	*	5320	21.1	-	-	10.33	6.43	1.33	3.01	0	P
	*	5320	8.53	-	-	-2.24	6.43	1.33	3.01	0	A
		5350.24	-23.68	-2.48	-21.2	-34.49	6.43	1.37	3.01	0	P
		5351.2	-46.35	-5.15	-41.2	-57.16	6.43	1.37	3.01	0	A
Remark	1. No other spurious found. 2. All results are PASS against Peak and Average limit line.										



**UNII 2A - 5250~5350MHz**

**WIFI 802.11ax HE20 Full (Harmonic)**

WIFI	Note	Frequency	Level	Over	Limit	Read	Antenna	Path	MIMO	Groun	Peak
Ant.				Limit	Line	Level	Gain	Loss	Factor	ding	Avg.
5		( MHz )	( dBm )	( dB )	( dBm )	(dBm)	( dBi )	( dB )	( dB )	( dB )	(P/A)
<b>802.11ax</b>		7013.3	-38.68	-11.68	-27	-50.79	6.43	2.67	3.01	0	P
<b>HE20 Full</b>		10520	-65.52	-38.52	-27	-77.68	6.43	2.72	3.01	0	P
<b>CH 52</b>		15780	-59.82	-38.62	-21.2	-72.72	6.43	3.46	3.01	0	P
<b>5260MHz</b>		21040	-49.5	-28.3	-21.2	-64.98	6.43	6.04	3.01	0	P
<b>802.11ax</b>		7420	-55.83	-34.63	-21.2	-67.88	6.43	2.61	3.01	0	P
<b>HE20 Full</b>		8480	-55.37	-34.17	-21.2	-67.52	6.43	2.71	3.01	0	P
<b>CH 60</b>		10600	-68.04	-41.04	-27	-80.21	6.43	2.73	3.01	0	P
<b>5300MHz</b>		15900	-61.21	-40.01	-21.2	-74.17	6.43	3.52	3.01	0	P
		21200	-58.76	-37.56	-21.2	-74.27	6.43	6.07	3.01	0	P
<b>802.11ax</b>		7093.3	-40.34	-13.34	-27	-52.44	6.43	2.66	3.01	0	P
<b>HE20 Full</b>		10640	-68.93	-47.73	-21.2	-81.11	6.43	2.74	3.01	0	P
<b>CH 64</b>		15960	-61.75	-40.55	-21.2	-74.72	6.43	3.53	3.01	0	P
<b>5320MHz</b>		21280	-51.94	-30.74	-21.2	-67.46	6.43	6.08	3.01	0	P
<b>Remark</b>	1. No other spurious found. 2. All results are PASS against Peak and Average limit line.										



UNII 2A - 5250~5350MHz

WIFI 802.11ax HE20 Partial 26 (Band Edge)

WIFI	Note	Frequency	Level	Over	Limit	Read	Antenna	Path	MIMO	Grounding	Peak
Ant.				Limit	Line	Level	Gain	Loss	Factor	Factor	Avg.
5		( MHz )	( dBm )	( dB )	( dBm )	(dBm)	( dBi )	( dB )	( dB )	( dB )	(P/A)
802.11ax HE20 Partial 26/0 CH 52 5260MHz		5119.34	-40.49	-19.29	-21.2	-51.31	6.43	1.38	3.01	0	P
		5148.58	-53.33	-12.13	-41.2	-64.15	6.43	1.38	3.01	0	A
	*	5260	26.64	-	-	15.86	6.43	1.34	3.01	0	P
	*	5260	14.63	-	-	3.85	6.43	1.34	3.01	0	A
		5350	-38.43	-17.23	-21.2	-49.24	6.43	1.37	3.01	0	P
		5405.4	-51.33	-10.13	-41.2	-62.22	6.43	1.45	3.01	0	A
802.11ax HE20 Partial 26/4 CH 60 5300MHz		5097.92	-40.41	-19.21	-21.2	-51.22	6.43	1.37	3.01	0	P
		5145.52	-53.66	-12.46	-41.2	-64.48	6.43	1.38	3.01	0	A
	*	5300	27.54	-	-	16.8	6.43	1.3	3.01	0	P
	*	5300	14.78	-	-	4.04	6.43	1.3	3.01	0	A
		5367.04	-38.09	-16.89	-21.2	-48.93	6.43	1.4	3.01	0	P
		5350	-50.51	-9.31	-41.2	-61.32	6.43	1.37	3.01	0	A
802.11ax HE20 Partial 26/8 CH 64 5320MHz	*	5320	25.86	-	-	15.09	6.43	1.33	3.01	0	P
	*	5320	14.1	-	-	3.33	6.43	1.33	3.01	0	A
		5362.88	-37.78	-16.58	-21.2	-48.61	6.43	1.39	3.01	0	P
		5361.44	-50.84	-9.64	-41.2	-61.67	6.43	1.39	3.01	0	A
Remark	1. No other spurious found. 2. All results are PASS against Peak and Average limit line.										



UNII 2A - 5250~5350MHz

WIFI 802.11ax HE20 Partial 26 (Harmonic)

WIFI	Note	Frequency	Level	Over	Limit	Read	Antenna	Path	MIMO	Grounding	Peak
Ant.				Limit	Line	Level	Gain	Loss	Factor	Factor	Avg.
5		( MHz )	( dBm )	( dB )	( dBm )	(dBm)	( dBi )	( dB )	( dB )	( dB )	(P/A)
802.11ax HE20 Partial 26/0 CH 52 5260MHz		7013.3	-36.72	-9.72	-27	-48.83	6.43	2.67	3.01	0	P
		10520	-67.81	-40.81	-27	-79.97	6.43	2.72	3.01	0	P
		15780	-64.74	-43.54	-21.2	-77.64	6.43	3.46	3.01	0	P
		21040	-53.4	-32.2	-21.2	-68.88	6.43	6.04	3.01	0	P
802.11ax HE20 Partial 26/4 CH 60 5300MHz		7420	-54.61	-33.41	-21.2	-66.66	6.43	2.61	3.01	0	P
		8480	-55.07	-33.87	-21.2	-67.22	6.43	2.71	3.01	0	P
		10600	-66.5	-39.5	-27	-78.67	6.43	2.73	3.01	0	P
		15900	-61.53	-40.33	-21.2	-74.49	6.43	3.52	3.01	0	P
		21200	-56.81	-35.61	-21.2	-72.32	6.43	6.07	3.01	0	P
802.11ax HE20 Partial 26/8 CH 64 5320MHz		7093.316	-40.22	-13.22	-27	-52.32	6.43	2.66	3.01	0	P
		10620	-67.6	-46.4	-21.2	-79.77	6.43	2.73	3.01	0	P
		15960	-63.21	-42.01	-21.2	-76.18	6.43	3.53	3.01	0	P
		21280	-51.7	-30.5	-21.2	-67.22	6.43	6.08	3.01	0	P
Remark	1. No other spurious found. 2. All results are PASS against Peak and Average limit line.										





**UNII 2A - 5250~5350MHz**

**WIFI 802.11ax HE20 Partial 52 (Band Edge)**

WIFI	Note	Frequency	Level	Over	Limit	Read	Antenna	Path	MIMO	Groun ding	Peak
Ant.				Limit	Line	Level	Gain	Loss	Factor	Factor	Avg.
5		( MHz )	( dBm )	( dB )	( dBm )	(dBm)	( dBi )	( dB )	( dB )	( dB )	(P/A)
802.11ax HE20 Partial 52/40 CH 64 5320MHz	*	5320	25.72	-	-	14.95	6.43	1.33	3.01	0	P
	*	5320	13.99	-	-	3.22	6.43	1.33	3.01	0	A
		5350.72	-30.46	-9.26	-21.2	-41.27	6.43	1.37	3.01	0	P
		5350.08	-48.75	-7.55	-41.2	-59.56	6.43	1.37	3.01	0	A
<b>Remark</b>	1. No other spurious found. 2. All results are PASS against Peak and Average limit line.										



**UNII 2A - 5250~5350MHz**

**WIFI 802.11ax HE20 Partial 106 (Band Edge)**

WIFI	Note	Frequency	Level	Over	Limit	Read	Antenna	Path	MIMO	Groun ding	Peak
Ant.				Limit	Line	Level	Gain	Loss	Factor	Factor	Avg.
5		( MHz )	( dBm )	( dB )	( dBm )	(dBm)	( dBi )	( dB )	( dB )	( dB )	(P/A)
802.11ax HE20 Partial 106/54 CH 64 5320MHz	*	5320	23.07	-	-	12.3	6.43	1.33	3.01	0	P
	*	5320	11.58	-	-	0.81	6.43	1.33	3.01	0	A
		5350.08	-25.34	-4.14	-21.2	-36.15	6.43	1.37	3.01	0	P
		5350.24	-50.14	-8.94	-41.2	-60.95	6.43	1.37	3.01	0	A
<b>Remark</b>	1. No other spurious found. 2. All results are PASS against Peak and Average limit line.										



**UNII 2A - 5250~5350MHz**

**WIFI 802.11ax HE20 Partial 242 (Band Edge)**

WIFI	Note	Frequency	Level	Over	Limit	Read	Antenna	Path	MIMO	Groun ding	Peak
Ant.				Limit	Line	Level	Gain	Loss	Factor	Factor	Avg.
5		( MHz )	( dBm )	( dB )	( dBm )	(dBm)	( dBi )	( dB )	( dB )	( dB )	(P/A)
802.11ax HE20 Partial 242/61 CH 64 5320MHz	*	5320	20	-	-	9.23	6.43	1.33	3.01	0	P
	*	5320	7.37	-	-	-3.4	6.43	1.33	3.01	0	A
		5350.4	-27.92	-6.72	-21.2	-38.73	6.43	1.37	3.01	0	P
		5350.08	-50.21	-9.01	-41.2	-61.02	6.43	1.37	3.01	0	A
<b>Remark</b>	1. No other spurious found. 2. All results are PASS against Peak and Average limit line.										



UNII 2A - 5250~5350MHz

WIFI 802.11ax HE40 Full (Band Edge)

WIFI	Note	Frequency	Level	Over	Limit	Read	Antenna	Path	MIMO	Groun ding	Peak
Ant.				Limit	Line	Level	Gain	Loss	Factor	Factor	Avg.
5		( MHz )	( dBm )	( dB )	( dBm )	(dBm)	( dBi )	( dB )	( dB )	( dB )	(P/A)
802.11ax HE40 Full CH 54 5270MHz		5124.78	-35.52	-14.32	-21.2	-46.34	6.43	1.38	3.01	0	P
		5149.94	-52.48	-11.28	-41.2	-63.3	6.43	1.38	3.01	0	A
	*	5270	17.55	-	-	6.79	6.43	1.32	3.01	0	P
	*	5270	5.12	-	-	-5.64	6.43	1.32	3.01	0	A
		5351.92	-25.17	-3.97	-21.2	-35.99	6.43	1.38	3.01	0	P
		5351.36	-47.19	-5.99	-41.2	-58	6.43	1.37	3.01	0	A
802.11ax HE40 Full CH 62 5310MHz		5090.78	-41.2	-20	-21.2	-52	6.43	1.36	3.01	0	P
		5149.94	-54.05	-12.85	-41.2	-64.87	6.43	1.38	3.01	0	A
	*	5310	17.44	-	-	6.69	6.43	1.31	3.01	0	P
	*	5310	4.74	-	-	-6.01	6.43	1.31	3.01	0	A
		5362	-22.72	-1.52	-21.2	-33.55	6.43	1.39	3.01	0	P
		5351.36	-42.97	-1.77	-41.2	-53.78	6.43	1.37	3.01	0	A
Remark	1. No other spurious found. 2. All results are PASS against Peak and Average limit line.										



**UNII 2A - 5250~5350MHz**

**WIFI 802.11ax HE40 Full (Harmonic)**

WIFI	Note	Frequency	Level	Over	Limit	Read	Antenna	Path	MIMO	Groun ding	Peak
Ant.				Limit	Line	Level	Gain	Loss	Factor	Factor	Avg.
5		( MHz )	( dBm )	( dB )	( dBm )	(dBm)	( dBi )	( dB )	( dB )	( dB )	(P/A)
802.11ax		8432	-55.49	-34.29	-21.2	-67.63	6.43	2.7	3.01	0	P
HE40 Full		10540	-66.69	-39.69	-27	-78.86	6.43	2.73	3.01	0	P
CH 54		15810	-60.48	-39.28	-21.2	-73.39	6.43	3.47	3.01	0	P
5270MHz		21080	-53.6	-32.4	-21.2	-69.08	6.43	6.04	3.01	0	P
802.11ax		7079.98	-37.12	-10.12	-27	-49.22	6.43	2.66	3.01	0	P
HE40 Full		10620	-67.84	-46.64	-21.2	-80.01	6.43	2.73	3.01	0	P
CH 62		15930	-62.74	-41.54	-21.2	-75.7	6.43	3.52	3.01	0	P
5310MHz		21240	-56.93	-35.73	-21.2	-72.44	6.43	6.07	3.01	0	P
Remark	1. No other spurious found. 2. All results are PASS against Peak and Average limit line.										



**UNII 2A - 5250~5350MHz**

**WIFI 802.11ax HE40 Partial 484 (Band Edge)**

WIFI	Note	Frequency	Level	Over	Limit	Read	Antenna	Path	MIMO	Grounding	Peak
Ant.				Limit	Line	Level	Gain	Loss	Factor	Factor	Avg.
5		( MHz )	( dBm )	( dB )	( dBm )	(dBm)	( dBi )	( dB )	( dB )	( dB )	(P/A)
<b>802.11ax HE40 Partial 484/65 CH 54 5270MHz</b>		5132.94	-38.4	-17.2	-21.2	-49.22	6.43	1.38	3.01	0	P
		5149.94	-52.72	-11.52	-41.2	-63.54	6.43	1.38	3.01	0	A
	*	5270	18.42	-	-	7.66	6.43	1.32	3.01	0	P
	*	5270	4.94	-	-	-5.82	6.43	1.32	3.01	0	A
		5351.92	-32.27	-11.07	-21.2	-43.09	6.43	1.38	3.01	0	P
		5351.64	-50.31	-9.11	-41.2	-61.12	6.43	1.37	3.01	0	A
<b>802.11ax HE40 Partial 484/65 CH 62 5310MHz</b>		5121.72	-40.86	-19.66	-21.2	-51.68	6.43	1.38	3.01	0	P
		5126.82	-53.72	-12.52	-41.2	-64.54	6.43	1.38	3.01	0	A
	*	5310	15.82	-	-	5.07	6.43	1.31	3.01	0	P
	*	5310	2.67	-	-	-8.08	6.43	1.31	3.01	0	A
		5352.2	-28.56	-7.36	-21.2	-39.38	6.43	1.38	3.01	0	P
		5350	-44.62	-3.42	-41.2	-55.43	6.43	1.37	3.01	0	A
<b>Remark</b>	1. No other spurious found. 2. All results are PASS against Peak and Average limit line.										



UNII 2A - 5250~5350MHz

WIFI 802.11ax HE80 Full (Band Edge)

WIFI	Note	Frequency	Level	Over	Limit	Read	Antenna	Path	MIMO	Groun ding	Peak
Ant.				Limit	Line	Level	Gain	Loss	Factor	Factor	Avg.
5		( MHz )	( dBm )	( dB )	( dBm )	(dBm)	( dBi )	( dB )	( dB )	( dB )	(P/A)
802.11ax HE80 Full CH 58 5290MHz		5129.54	-40.7	-19.5	-21.2	-51.52	6.43	1.38	3.01	0	P
		5149.94	-53.57	-12.37	-41.2	-64.39	6.43	1.38	3.01	0	A
	*	5290	12.06	-	-	1.31	6.43	1.31	3.01	0	P
	*	5290	-0.45	-	-	-11.2	6.43	1.31	3.01	0	A
		5385.52	-28.93	-7.73	-21.2	-39.79	6.43	1.42	3.01	0	
		5362.28	-44.32	-3.12	-41.2	-55.15	6.43	1.39	3.01	0	P
Remark	1. No other spurious found. 2. All results are PASS against Peak and Average limit line.										



UNII 2A - 5250~5350MHz

WIFI 802.11ax HE80 Full (Harmonic)

WIFI	Note	Frequency	Level	Over	Limit	Read	Antenna	Path	MIMO	Groun ding	Peak
Ant.				Limit	Line	Level	Gain	Loss	Factor	Factor	Avg.
5		( MHz )	( dBm )	( dB )	( dBm )	(dBm)	( dBi )	( dB )	( dB )	( dB )	(P/A)
802.11ax		7053.316	-34.31	-7.31	-27	-46.41	6.43	2.66	3.01	0	P
HE80 Full		10580	-68.42	-41.42	-27	-80.59	6.43	2.73	3.01	0	P
CH 58		15870	-61.34	-40.14	-21.2	-74.28	6.43	3.5	3.01	0	P
5290MHz		21160	-55.53	-34.33	-21.2	-71.03	6.43	6.06	3.01	0	P
Remark	1. No other spurious found. 2. All results are PASS against Peak and Average limit line.										





**UNII 2A - 5250~5350MHz**

**WIFI 802.11ax HE80 Partial 996 (Band Edge)**

WIFI	Note	Frequency	Level	Over	Limit	Read	Antenna	Path	MIMO	Groun ding	Peak
Ant.				Limit	Line	Level	Gain	Loss	Factor	Factor	Avg.
5		( MHz )	( dBm )	( dB )	( dBm )	(dBm)	( dBi )	( dB )	( dB )	( dB )	(P/A)
<b>802.11ax HE80 Partial 996/67 CH 58 5290MHz</b>		5144.16	-40.55	-19.35	-21.2	-51.37	6.43	1.38	3.01	0	P
		5137.7	-53.63	-12.43	-41.2	-64.45	6.43	1.38	3.01	0	A
	*	5290	11.07	-	-	0.32	6.43	1.31	3.01	0	P
	*	5290	-2.14	-	-	-12.89	6.43	1.31	3.01	0	A
		5376.84	-27.18	-5.98	-21.2	-38.02	6.43	1.4	3.01	0	P
		5352.48	-44.59	-3.39	-41.2	-55.41	6.43	1.38	3.01	0	A
<b>Remark</b>	1. No other spurious found. 2. All results are PASS against Peak and Average limit line.										



UNII 2C - 5470~5725MHz

WIFI 802.11a (Band Edge)

WIFI	Note	Frequency	Level	Over	Limit	Read	Antenna	Path	MIMO	Grounding	Peak
Ant.				Limit	Line	Level	Gain	Loss	Factor	Factor	Avg.
5		( MHz )	( dBm )	( dB )	( dBm )	(dBm)	( dBi )	( dB )	( dB )	( dB )	(P/A)
802.11a CH 100 5500MHz		5452.88	-36.58	-15.38	-21.2	-48.9	7.82	1.49	3.01	0	P
		5467.12	-32.01	-5.01	-27	-44.34	7.82	1.5	3.01	0	P
		5459.6	-50.05	-8.85	-41.2	-62.37	7.82	1.49	3.01	0	A
	*	5500	20.12	-	-	7.76	7.82	1.53	3.01	0	P
	*	5500	8.12	-	-	-4.24	7.82	1.53	3.01	0	A
802.11a CH 116 5580MHz		5454.4	-31.84	-10.64	-21.2	-44.16	7.82	1.49	3.01	0	P
		5467.84	-31.3	-4.3	-27	-43.63	7.82	1.5	3.01	0	P
		5459.92	-51.62	-10.42	-41.2	-63.94	7.82	1.49	3.01	0	A
	*	5580	24.22	-	-	11.95	7.82	1.44	3.01	0	P
	*	5580	12.45	-	-	0.18	7.82	1.44	3.01	0	A
		5725.94	-37.42	-10.42	-27	-49.61	7.82	1.36	3.01	0	P
802.11a CH 140 5700MHz	*	5700	19.6	-	-	7.38	7.82	1.39	3.01	0	P
	*	5700	8.19	-	-	-4.03	7.82	1.39	3.01	0	A
		5727.16	-32.4	-5.4	-27	-44.59	7.82	1.36	3.01	0	P
Remark	1. No other spurious found. 2. All results are PASS against Peak and Average limit line.										



UNII 2C - 5470~5725MHz

WIFI 802.11a (Harmonic)

WIFI	Note	Frequency	Level	Over	Limit	Read	Antenna	Path	MIMO	Groun ding	Peak
Ant.				Limit	Line	Level	Gain	Loss	Factor	Factor	Avg.
5		( MHz )	( dBm )	( dB )	( dBm )	(dBm)	( dBi )	( dB )	( dB )	( dB )	(P/A)
802.11a CH 100 5500MHz		8250	-53.44	-32.24	-21.2	-66.95	7.82	2.68	3.01	0	P
		11000	-65.54	-44.34	-21.2	-79.14	7.82	2.77	3.01	0	P
		16500	-61.77	-34.77	-27	-76.28	7.82	3.68	3.01	0	P
802.11a CH 116 5580MHz		7440	-37.85	-16.65	-21.2	-51.29	7.82	2.61	3.01	0	P
		7440	-37.36	3.84*	-41.2	-50.8	7.82	2.61	3.01	0	A
		11160	-65.03	-43.83	-21.2	-78.66	7.82	2.8	3.01	0	P
		16740	-61.01	-34.01	-27	-75.58	7.82	3.74	3.01	0	P
		22320	-59.47	-38.27	-21.2	-76.62	7.82	6.32	3.01	0	P
802.11a CH 140 5700MHz		7599	-38.4	-17.2	-21.2	-51.84	7.82	2.61	3.01	0	P
		7599	-39.21	1.99*	-41.2	-52.65	7.82	2.61	3.01	0	A
		11400	-66.09	-44.89	-21.2	-79.77	7.82	2.85	3.01	0	P
		17100	-63.77	-36.77	-27	-78.43	7.82	3.83	3.01	0	P
		22800	-60.83	-39.63	-21.2	-78.15	7.82	6.49	3.01	0	P
Remark	1. No other spurious found. 2. All results are PASS against Peak and Average limit line. 3. The unwanted emission of CH116 and CH140 was verified and passed by radiated measurement, please refer appendix F1 & F2.										



UNII 2C - 5470~5725MHz

WIFI 802.11ax HE20 Full (Band Edge)

WIFI	Note	Frequency	Level	Over	Limit	Read	Antenna	Path	MIMO	Grounding	Peak
Ant.				Limit	Line	Level	Gain	Loss	Factor	Factor	Avg.
5		( MHz )	( dBm )	( dB )	( dBm )	(dBm)	( dBi )	( dB )	( dB )	( dB )	(P/A)
802.11ax HE20 Full CH 100 5500MHz		5457.68	-36.15	-14.95	-21.2	-48.47	7.82	1.49	3.01	0	P
		5469.84	-30.69	-3.69	-27	-43.02	7.82	1.5	3.01	0	P
		5459.92	-50	-8.8	-41.2	-62.32	7.82	1.49	3.01	0	A
	*	5500	20.14	-	-	7.78	7.82	1.53	3.01	0	P
	*	5500	7.43	-	-	-4.93	7.82	1.53	3.01	0	A
802.11ax HE20 Full CH 116 5580MHz		5452.96	-31.06	-9.86	-21.2	-43.38	7.82	1.49	3.01	0	P
		5461.6	-31.01	-4.01	-27	-43.33	7.82	1.49	3.01	0	P
		5459.68	-51.55	-10.35	-41.2	-63.87	7.82	1.49	3.01	0	A
	*	5580	24.49	-	-	12.22	7.82	1.44	3.01	0	P
	*	5580	12.71	-	-	0.44	7.82	1.44	3.01	0	A
		5725.94	-33.65	-6.65	-27	-45.84	7.82	1.36	3.01	0	P
802.11ax HE20 Full CH 140 5700MHz	*	5700	18	-	-	5.78	7.82	1.39	3.01	0	P
	*	5700	5.34	-	-	-6.88	7.82	1.39	3.01	0	A
		5725	-28.6	-1.6	-27	-40.79	7.82	1.36	3.01	0	P
Remark	1. No other spurious found. 2. All results are PASS against Peak and Average limit line.										



UNII 2C - 5470~5725MHz

WIFI 802.11ax HE20 Full (Harmonic)

WIFI	Note	Frequency	Level	Over	Limit	Read	Antenna	Path	MIMO	Grounding	Peak
Ant.				Limit	Line	Level	Gain	Loss	Factor	Factor	Avg.
5		( MHz )	( dBm )	( dB )	( dBm )	(dBm)	( dBi )	( dB )	( dB )	( dB )	(P/A)
802.11ax HE20 Full CH 100 5500MHz		8250	-50.11	-28.91	-21.2	-63.62	7.82	2.68	3.01	0	P
		11000	-66.35	-45.15	-21.2	-79.95	7.82	2.77	3.01	0	P
		16500	-62.9	-35.9	-27	-77.41	7.82	3.68	3.01	0	P
		22000	-58.22	-31.22	-27	-75.27	7.82	6.22	3.01	0	P
802.11ax HE20 Full CH 116 5580MHz		7439.98	-35.25	-14.05	-21.2	-48.69	7.82	2.61	3.01	0	P
		7439.98	-37	4.2*	-41.2	-50.44	7.82	2.61	3.01	0	A
		11600	-64.02	-42.82	-21.2	-77.74	7.82	2.89	3.01	0	P
		16740	-61.49	-34.49	-27	-76.06	7.82	3.74	3.01	0	P
		22320	-60.93	-39.73	-21.2	-78.08	7.82	6.32	3.01	0	P
802.11ax HE20 Full CH 140 5700MHz		7599.98	-36.52	-15.32	-21.2	-49.96	7.82	2.61	3.01	0	P
		7599.98	-37.02	4.18*	-41.2	-50.46	7.82	2.61	3.01	0	A
		11400	-66.35	-45.15	-21.2	-80.03	7.82	2.85	3.01	0	P
		17100	-63.92	-36.92	-27	-78.58	7.82	3.83	3.01	0	P
		22800	-60.77	-39.57	-21.2	-78.09	7.82	6.49	3.01	0	P
Remark	1. No other spurious found. 2. All results are PASS against Peak and Average limit line. 3. The unwanted emission of CH116 and CH140 was verified and passed by radiated measurement, please refer appendix F1 & F2.										



UNII 2C - 5470~5725MHz

WIFI 802.11ax HE20 Partial 26 (Band Edge)

WIFI	Note	Frequency	Level	Over	Limit	Read	Antenna	Path	MIMO	Grounding	Peak
Ant.				Limit	Line	Level	Gain	Loss	Factor	Factor	Avg.
5		( MHz )	( dBm )	( dB )	( dBm )	(dBm)	( dBi )	( dB )	( dB )	( dB )	(P/A)
802.11ax HE20 Partial 26/0 CH 100 5500MHz		5459.28	-35.87	-14.67	-21.2	-48.19	7.82	1.49	3.01	0	P
		5460.72	-36.25	-9.25	-27	-48.57	7.82	1.49	3.01	0	P
		5458.48	-49.85	-8.65	-41.2	-62.17	7.82	1.49	3.01	0	A
	*	5500	25.45	-	-	13.09	7.82	1.53	3.01	0	P
	*	5500	13.84	55.04	-41.2	1.48	7.82	1.53	3.01	0	A
802.11ax HE20 Partial 26/4 CH 116 5580MHz		5427.28	-38.29	-17.09	-21.2	-50.59	7.82	1.47	3.01	0	P
		5465.44	-39.39	-12.39	-27	-51.72	7.82	1.5	3.01	0	P
		5458.96	-52.32	-11.12	-41.2	-64.64	7.82	1.49	3.01	0	A
	*	5580	25.15	-	-	12.88	7.82	1.44	3.01	0	P
	*	5580	13.97	-	-	1.7	7.82	1.44	3.01	0	A
802.11ax HE20 Partial 26/8 CH 140 5700MHz	*	5700	25.1	-	-	12.88	7.82	1.39	3.01	0	P
	*	5700	13.45	-	-	1.23	7.82	1.39	3.01	0	A
		5748.68	-35.29	-8.29	-27	-47.45	7.82	1.33	3.01	0	P
Remark	1. No other spurious found. 2. All results are PASS against Peak and Average limit line.										



UNII 2C - 5470~5725MHz

WIFI 802.11ax HE20 Partial 26 (Harmonic)

WIFI	Note	Frequency	Level	Over	Limit	Read	Antenna	Path	MIMO	Grounding	Peak
Ant.				Limit	Line	Level	Gain	Loss	Factor	Factor	Avg.
5		( MHz )	( dBm )	( dB )	( dBm )	(dBm)	( dBi )	( dB )	( dB )	( dB )	(P/A)
802.11ax HE20 Partial 26/0 CH 100 5500MHz		8250	-50.25	-29.05	-21.2	-63.76	7.82	2.68	3.01	0	P
		11000	-66.28	-45.08	-21.2	-79.88	7.82	2.77	3.01	0	P
		16500	-63.63	-36.63	-27	-78.14	7.82	3.68	3.01	0	P
		22000	-58.14	-31.14	-27	-75.19	7.82	6.22	3.01	0	P
802.11ax HE20 Partial 26/4 CH 116 5580MHz		7439.981	-35.03	-13.83	-21.2	-48.47	7.82	2.61	3.01	0	P
		7439.981	-35.47	5.73*	-41.2	-48.91	7.82	2.61	3.01	0	A
		11160	-65.67	-44.47	-21.2	-79.3	7.82	2.8	3.01	0	P
		16740	-62.52	-35.52	-27	-77.09	7.82	3.74	3.01	0	P
		22320	-59.46	-38.26	-21.2	-76.61	7.82	6.32	3.01	0	P
802.11ax HE20 Partial 26/8 CH 140 5700MHz		7599.981	-36.39	-15.19	-21.2	-49.83	7.82	2.61	3.01	0	P
		7599.981	-36.82	4.38*	-41.2	-50.26	7.82	2.61	3.01	0	A
		11400	-66.41	-45.21	-21.2	-80.09	7.82	2.85	3.01	0	P
		17100	-62.95	-35.95	-27	-77.61	7.82	3.83	3.01	0	P
		22800	-61.14	-39.94	-21.2	-78.46	7.82	6.49	3.01	0	P
Remark	<ol style="list-style-type: none"> <li>No other spurious found.</li> <li>All results are PASS against Peak and Average limit line.</li> <li>The unwanted emission of CH116 and CH140 was verified and passed by radiated measurement, please refer appendix F1 &amp; F2.</li> </ol>										



**UNII 2C - 5470~5725MHz**

**WIFI 802.11ax HE20 Partial 52 (Band Edge)**

WIFI	Note	Frequency	Level	Over	Limit	Read	Antenna	Path	MIMO	Groun ding	Peak	
Ant.				Limit	Line	Level	Gain	Loss	Factor	Factor	Avg.	
5		( MHz )	( dBm )	( dB )	( dBm )	(dBm)	( dBi )	( dB )	( dB )	( dB )	(P/A)	
802.11ax HE20 Partial 52/37 CH 100 5500MHz		5459.12	-36.02	-14.82	-21.2	-48.34	7.82	1.49	3.01	0	P	
		5465.52	-35.31	-8.31	-27	-47.64	7.82	1.5	3.01	0	P	
		5460	-48.89	-7.69	-41.2	-61.21	7.82	1.49	3.01	0	A	
	*	5500	25.88	-	-	13.52	7.82	1.53	3.01	0	P	
	*	5500	13.71	-	-	1.35	7.82	1.53	3.01	0	A	
802.11ax HE20 Partial 52/40 CH 140 5700MHz	*	5700	25.19	-	-	12.97	7.82	1.39	3.01	0	P	
	*	5700	13.24	-	-	1.02	7.82	1.39	3.01	0	A	
		5726.44	-31.74	-4.74	-27	-43.93	7.82	1.36	3.01	0	P	
Remark	1. No other spurious found. 2. All results are PASS against Peak and Average limit line.											





**UNII 2C - 5470~5725MHz**

**WIFI 802.11ax HE20 Partial 106 (Band Edge)**

WIFI	Note	Frequency	Level	Over	Limit	Read	Antenna	Path	MIMO	Groun ding	Peak
Ant.				Limit	Line	Level	Gain	Loss	Factor	Factor	Avg.
5		( MHz )	( dBm )	( dB )	( dBm )	(dBm)	( dBi )	( dB )	( dB )	( dB )	(P/A)
<b>802.11ax HE20 Partial 106/53 CH 100 5500MHz</b>		5457.52	-35.22	-14.02	-21.2	-47.54	7.82	1.49	3.01	0	P
		5466.64	-32.29	-5.29	-27	-44.62	7.82	1.5	3.01	0	P
		5459.92	-50.9	-9.7	-41.2	-63.22	7.82	1.49	3.01	0	A
	*	5500	21.72	-	-	9.36	7.82	1.53	3.01	0	P
	*	5500	9.46	-	-	-2.9	7.82	1.53	3.01	0	A
<b>802.11ax HE20 Partial 106/54 CH 140 5700MHz</b>	*	5700	20.99	-	-	8.77	7.82	1.39	3.01	0	P
	*	5700	9.17	-	-	-3.05	7.82	1.39	3.01	0	A
		5726.92	-29.35	-2.35	-27	-41.54	7.82	1.36	3.01	0	P
<b>Remark</b>	1. No other spurious found. 2. All results are PASS against Peak and Average limit line.										



**UNII 2C - 5470~5725MHz**

**WIFI 802.11ax HE20 Partial 242 (Band Edge)**

WIFI	Note	Frequency	Level	Over	Limit	Read	Antenna	Path	MIMO	Groun ding	Peak
Ant.				Limit	Line	Level	Gain	Loss	Factor	Factor	Avg.
5		( MHz )	( dBm )	( dB )	( dBm )	(dBm)	( dBi )	( dB )	( dB )	( dB )	(P/A)
<b>802.11ax HE20 Partial 242/61 CH 100 5500MHz</b>		5436.24	-37.24	-16.04	-21.2	-49.54	7.82	1.47	3.01	0	P
		5469.2	-35.5	-8.5	-27	-47.83	7.82	1.5	3.01	0	P
		5459.92	-50.9	-9.7	-41.2	-63.22	7.82	1.49	3.01	0	A
	*	5500	19.79	-	-	7.43	7.82	1.53	3.01	0	P
	*	5500	5.76	-	-	-6.6	7.82	1.53	3.01	0	A
<b>802.11ax HE20 Partial 242/61 CH 140 5700MHz</b>	*	5700	17.25	-	-	5.03	7.82	1.39	3.01	0	P
	*	5700	4.87	-	-	-7.35	7.82	1.39	3.01	0	A
		5725	-30.11	-3.11	-27	-42.3	7.82	1.36	3.01	0	P
<b>Remark</b>	1. No other spurious found. 2. All results are PASS against Peak and Average limit line.										



**UNII 2C - 5470~5725MHz**

**WIFI 802.11ax HE40 Full (Band Edge)**

WIFI	Note	Frequency	Level	Over	Limit	Read	Antenna	Path	MIMO	Grounding	Peak
Ant.				Limit	Line	Level	Gain	Loss	Factor	Factor	Avg.
5		( MHz )	( dBm )	( dB )	( dBm )	(dBm)	( dBi )	( dB )	( dB )	( dB )	(P/A)
<b>802.11ax HE40 Full CH 102 5510MHz</b>		5455.57	-33.04	-11.84	-21.2	-45.36	7.82	1.49	3.01	0	P
		5467.99	-29.13	-2.13	-27	-41.46	7.82	1.5	3.01	0	P
		5459.89	-48.41	-7.21	-41.2	-60.73	7.82	1.49	3.01	0	A
	*	5510	17	-	-	4.65	7.82	1.52	3.01	0	P
	*	5510	3.79	-	-	-8.56	7.82	1.52	3.01	0	A
		5750.825	-38.6	-11.6	-27	-50.76	7.82	1.33	3.01	0	P
<b>802.11ax HE40 Full CH 110 5550MHz</b>		5431.54	-33.29	-12.09	-21.2	-45.59	7.82	1.47	3.01	0	P
		5464.48	-32.59	-5.59	-27	-44.92	7.82	1.5	3.01	0	P
		5459.89	-48.9	-7.7	-41.2	-61.22	7.82	1.49	3.01	0	A
	*	5550	18.61	-	-	6.3	7.82	1.48	3.01	0	P
	*	5550	5.85	-	-	-6.46	7.82	1.48	3.01	0	A
		5735.39	-37.21	-10.21	-27	-49.38	7.82	1.34	3.01	0	P
<b>802.11ax HE40 Full CH 134 5670MHz</b>		5443.98	-38.93	-17.73	-21.2	-51.24	7.82	1.48	3.01	0	P
		5465.44	-39.96	-12.96	-27	-52.29	7.82	1.5	3.01	0	P
		5459.89	-52.51	-11.31	-41.2	-64.83	7.82	1.49	3.01	0	A
	*	5670	17.67	-	-	5.44	7.82	1.4	3.01	0	P
	*	5670	5.1	-	-	-7.13	7.82	1.4	3.01	0	A
		5732.8	-32.72	-5.72	-27	-44.9	7.82	1.35	3.01	0	P
<b>Remark</b>	1. No other spurious found. 2. All results are PASS against Peak and Average limit line.										



UNII 2C - 5470~5725MHz

WIFI 802.11ax HE40 Full (Harmonic)

WIFI	Note	Frequency	Level	Over	Limit	Read	Antenna	Path	MIMO	Grounding	Peak
Ant.				Limit	Line	Level	Gain	Loss	Factor	Factor	Avg.
5		( MHz )	( dBm )	( dB )	( dBm )	(dBm)	( dBi )	( dB )	( dB )	( dB )	(P/A)
802.11ax HE40 Full CH 102 5510MHz		7346.64	-34.28	-13.08	-21.2	-47.73	7.82	2.62	3.01	0	P
		7346.64	-34.76	6.44*	-41.2	-48.21	7.82	2.62	3.01	0	A
		11020	-67.2	-46	-21.2	-80.81	7.82	2.78	3.01	0	P
		16530	-61.97	-34.97	-27	-76.48	7.82	3.68	3.01	0	P
		22040	-58.18	-36.98	-21.2	-75.24	7.82	6.23	3.01	0	P
802.11ax HE40 Full CH 110 5550MHz		7399.98	-34.88	-13.68	-21.2	-48.32	7.82	2.61	3.01	0	P
		7399.98	-35.35	5.85*	-41.2	-48.79	7.82	2.61	3.01	0	A
		11100	-67.18	-45.98	-21.2	-80.8	7.82	2.79	3.01	0	P
		16648.2	-60.9	-33.9	-27	-75.45	7.82	3.72	3.01	0	P
		22200	-57.57	-36.37	-21.2	-74.69	7.82	6.29	3.01	0	P
802.11ax HE40 Full CH 134 5670MHz		7559.98	-36.76	-15.56	-21.2	-50.2	7.82	2.61	3.01	0	P
		7559.98	-37.3	3.9*	-41.2	-50.74	7.82	2.61	3.01	0	A
		11340	-66.59	-45.39	-21.2	-80.26	7.82	2.84	3.01	0	P
		17010	-62.73	-35.73	-27	-77.37	7.82	3.81	3.01	0	P
		22680	-59.39	-38.19	-21.2	-76.67	7.82	6.45	3.01	0	P
Remark	1. No other spurious found. 2. All results are PASS against Peak and Average limit line. 3. The unwanted emission of CH102, CH110 and CH134 was verified and passed by radiated measurement, please refer appendix F1 & F2.										



UNII 2C - 5470~5725MHz

WIFI 802.11ax HE40 Partial 484 (Band Edge)

WIFI	Note	Frequency	Level	Over	Limit	Read	Antenna	Path	MIMO	Grounding	Peak
Ant.				Limit	Line	Level	Gain	Loss	Factor	Factor	Avg.
5		( MHz )	( dBm )	( dB )	( dBm )	(dBm)	( dBi )	( dB )	( dB )	( dB )	(P/A)
802.11ax HE40 Partial 484/65 CH 102 5510MHz		5456.65	-30.3	-9.1	-21.2	-42.62	7.82	1.49	3.01	0	P
		5467.18	-29.64	-2.64	-27	-41.97	7.82	1.5	3.01	0	P
		5459.89	-48.78	-7.58	-41.2	-61.1	7.82	1.49	3.01	0	A
	*	5510	15.34	-	-	2.99	7.82	1.52	3.01	0	P
	*	5510	2.41	-	-	-9.94	7.82	1.52	3.01	0	A
802.11ax HE40 Partial 484/65 CH 110 5550MHz		5456.38	-29.28	-8.08	-21.2	-41.6	7.82	1.49	3.01	0	P
		5461.78	-30.73	-3.73	-27	-43.05	7.82	1.49	3.01	0	P
		5459.89	-49.92	-8.72	-41.2	-62.24	7.82	1.49	3.01	0	A
	*	5550	19.58	-	-	7.27	7.82	1.48	3.01	0	P
	*	5550	5.62	-	-	-6.69	7.82	1.48	3.01	0	A
802.11ax HE40 Partial 484/65 CH 134 5670MHz		5455.08	-39.22	-18.02	-21.2	-51.54	7.82	1.49	3.01	0	P
		5468.4	-39.96	-12.96	-27	-52.29	7.82	1.5	3.01	0	P
		5459.89	-52.43	-11.23	-41.2	-64.75	7.82	1.49	3.01	0	A
	*	5670	15.74	-	-	3.51	7.82	1.4	3.01	0	P
	*	5670	3.17	-	-	-9.06	7.82	1.4	3.01	0	A
		5725.1	-29.2	-2.2	-27	-41.39	7.82	1.36	3.01	0	P
Remark	1. No other spurious found. 2. All results are PASS against Peak and Average limit line.										



UNII 2C - 5470~5725MHz

WIFI 802.11ax HE80 Full (Band Edge)

WIFI	Note	Frequency	Level	Over	Limit	Read	Antenna	Path	MIMO	Groun	Peak
Ant.				Limit	Line	Level	Gain	Loss	Factor	ding	Avg.
5		( MHz )	( dBm )	( dB )	( dBm )	(dBm)	( dBi )	( dB )	( dB )	( dB )	(P/A)
802.11ax		5454.64	-30.38	-9.18	-21.2	-42.7	7.82	1.49	3.01	0	P
		5468.8	-30.28	-3.28	-27	-42.61	7.82	1.5	3.01	0	P
HE80 Full		5453.68	-44.94	-3.74	-41.2	-57.26	7.82	1.49	3.01	0	A
CH 106	*	5530	13.62	-	-	1.29	7.82	1.5	3.01	0	P
5530MHz	*	5530	0.98	-	-	-11.35	7.82	1.5	3.01	0	A
		5728.775	-38.11	-11.11	-27	-50.29	7.82	1.35	3.01	0	P
802.11ax		5451.52	-32.89	-11.69	-21.2	-45.21	7.82	1.49	3.01	0	P
		5462.8	-32.54	-5.54	-27	-44.87	7.82	1.5	3.01	0	P
HE80 Full		5459.92	-49.38	-8.18	-41.2	-61.7	7.82	1.49	3.01	0	A
CH 122	*	5610	16.98	-	-	4.73	7.82	1.42	3.01	0	P
5610MHz	*	5610	3.63	-	-	-8.62	7.82	1.42	3.01	0	A
		5728.775	-32.17	-5.17	-27	-44.35	7.82	1.35	3.01	0	P
Remark	1. No other spurious found. 2. All results are PASS against Peak and Average limit line.										



**UNII 2C - 5470~5725MHz**

**WIFI 802.11ax HE80 Full (Harmonic)**

WIFI	Note	Frequency	Level	Over	Limit	Read	Antenna	Path	MIMO	Groun ding	Peak
Ant.				Limit	Line	Level	Gain	Loss	Factor	Factor	Avg.
5		( MHz )	( dBm )	( dB )	( dBm )	(dBm)	( dBi )	( dB )	( dB )	( dB )	(P/A)
<b>802.11ax HE80 Full CH 106 5530MHz</b>		11060	-67.76	-46.56	-21.2	-81.37	7.82	2.78	3.01	0	P
		16590	-62.06	-35.06	-27	-76.59	7.82	3.7	3.01	0	P
		22120	-57.54	-36.34	-21.2	-74.62	7.82	6.25	3.01	0	P
<b>802.11ax HE80 Full CH 122 5610MHz</b>		7479.981	-37	-15.8	-21.2	-50.43	7.82	2.6	3.01	0	P
		7479.981	-37.37	3.83*	-41.2	-50.8	7.82	2.6	3.01	0	A
		11220	-65.24	-44.04	-21.2	-78.89	7.82	2.82	3.01	0	P
		16830	-63.19	-36.19	-27	-77.78	7.82	3.76	3.01	0	P
		22440	-59.88	-38.68	-21.2	-77.08	7.82	6.37	3.01	0	P
<b>Remark</b>	1. No other spurious found. 2. All results are PASS against Peak and Average limit line. 3. The unwanted emission of CH122 was verified and passed by radiated measurement, please refer appendix F1 & F2.										



**UNII 2C - 5470~5725MHz**

**WIFI 802.11ax HE80 Partial 996 (Band Edge)**

WIFI	Note	Frequency	Level	Over	Limit	Read	Antenna	Path	MIMO	Groun ding	Peak
Ant.				Limit	Line	Level	Gain	Loss	Factor	Factor	Avg.
5		( MHz )	( dBm )	( dB )	( dBm )	(dBm)	( dBi )	( dB )	( dB )	( dB )	(P/A)
<b>802.11ax HE80 Partial 996/67 CH 106 5530MHz</b>		5436.64	-30.76	-9.56	-21.2	-43.07	7.82	1.48	3.01	0	P
		5468.08	-29.76	-2.76	-27	-42.09	7.82	1.5	3.01	0	P
		5459.68	-46.72	-5.52	-41.2	-59.04	7.82	1.49	3.01	0	A
	*	5530	11.87	-	-	-0.46	7.82	1.5	3.01	0	P
	*	5530	-1.57	-	-	-13.9	7.82	1.5	3.01	0	A
		5733.185	-37.79	-10.79	-27	-49.97	7.82	1.35	3.01	0	P
<b>802.11ax HE80 Partial 996/67 CH 122 5610MHz</b>		5455.84	-31.85	-10.65	-21.2	-44.17	7.82	1.49	3.01	0	P
		5466.16	-30.71	-3.71	-27	-43.04	7.82	1.5	3.01	0	P
		5459.92	-50.94	-9.74	-41.2	-63.26	7.82	1.49	3.01	0	A
	*	5610	16.15	-	-	3.9	7.82	1.42	3.01	0	P
	*	5610	2.61	-	-	-9.64	7.82	1.42	3.01	0	A
		5749.88	-29.9	-2.9	-27	-42.06	7.82	1.33	3.01	0	P
<b>Remark</b>	1. No other spurious found. 2. All results are PASS against Peak and Average limit line.										





UNII 2C - 5470~5725MHz

WIFI 802.11ax HE160 Full (Band Edge)

WIFI	Note	Frequency	Level	Over	Limit	Read	Antenna	Path	MIMO	Groun ding	Peak
Ant.				Limit	Line	Level	Gain	Loss	Factor	Factor	Avg.
5		( MHz )	( dBm )	( dB )	( dBm )	(dBm)	( dBi )	( dB )	( dB )	( dB )	(P/A)
802.11ax HE160 Full CH 114 5570MHz		5410.9	-32.04	-10.84	-21.2	-44.33	7.82	1.46	3.01	0	P
		5469.7	-33.41	-6.41	-27	-45.74	7.82	1.5	3.01	0	P
		5421.7	-45.97	-4.77	-41.2	-58.26	7.82	1.46	3.01	0	A
	*	5570	10.69	-	-	-1.6	7.82	1.46	3.01	0	P
	*	5570	-2.24	-	-	-14.53	7.82	1.46	3.01	0	A
		5739.47	-34.78	-7.78	-27	-46.95	7.82	1.34	3.01	0	P
Remark	1. No other spurious found. 2. All results are PASS against Peak and Average limit line.										



UNII 2C - 5470~5725MHz

WIFI 802.11ax HE160 Full (Harmonic)

WIFI	Note	Frequency	Level	Over	Limit	Read	Antenna	Path	MIMO	Groun ding	Peak
Ant.				Limit	Line	Level	Gain	Loss	Factor	Factor	Avg.
5		( MHz )	( dBm )	( dB )	( dBm )	(dBm)	( dBi )	( dB )	( dB )	( dB )	(P/A)
802.11ax		7426.648	-36.22	-15.02	-21.2	-49.66	7.82	2.61	3.01	0	P
HE160		7426.648	-36.56	4.64*	-41.2	-50	7.82	2.61	3.01	0	A
Full		11140	-66.08	-44.88	-21.2	-79.71	7.82	2.8	3.01	0	P
CH 114		16710	-60.84	-33.84	-27	-75.4	7.82	3.73	3.01	0	P
5570MHz		22280	-60.95	-39.75	-21.2	-78.09	7.82	6.31	3.01	0	P
Remark	1. No other spurious found. 2. All results are PASS against Peak and Average limit line. 3. The unwanted emission of CH114 was verified and passed by radiated measurement, please refer appendix F1 & F2.										



UNII 2C - 5470~5725MHz

WIFI 802.11ax HE160 Partial 1992 (Band Edge)

WIFI	Note	Frequency	Level	Over	Limit	Read	Antenna	Path	MIMO	Groun ding	Peak
Ant.				Limit	Line	Level	Gain	Loss	Factor	Factor	Avg.
5		( MHz )	( dBm )	( dB )	( dBm )	(dBm)	( dBi )	( dB )	( dB )	( dB )	(P/A)
802.11ax HE80 Partial 1992/68 CH 114 5570MHz		5411.5	-28.88	-7.68	-21.2	-41.17	7.82	1.46	3.01	0	P
		5469.4	-32.48	-5.48	-27	-44.81	7.82	1.5	3.01	0	P
		5421.4	-46.42	-5.22	-41.2	-58.71	7.82	1.46	3.01	0	A
	*	5570	10.77	-	-	-1.52	7.82	1.46	3.01	0	P
	*	5570	-3.66	-	-	-15.95	7.82	1.46	3.01	0	A
		5728.775	-32.06	-5.06	-27	-44.24	7.82	1.35	3.01	0	P
Remark	1. No other spurious found. 2. All results are PASS against Peak and Average limit line.										



**UNII 2C - Straddle Channel**

**WIFI 802.11a (Band Edge)**

WIFI	Note	Frequency	Level	Over	Limit	Read	Antenna	Path	MIMO	Groun ding	Peak
Ant.				Limit	Line	Level	Gain	Loss	Factor	Factor	Avg.
5		( MHz )	( dBm )	( dB )	( dBm )	(dBm)	( dBi )	( dB )	( dB )	( dB )	(P/A)
<b>802.11a CH 144 5720MHz</b>		5381.98	-38.28	-17.08	-21.2	-50.52	7.82	1.41	3.01	0	P
		5460	-39.86	-12.86	-27	-52.18	7.82	1.49	3.01	0	P
		5419.03	-52.28	-11.08	-41.2	-64.57	7.82	1.46	3.01	0	A
	*	5720	25.62	-	-	13.42	7.82	1.37	3.01	0	P
	*	5720	13.52	-	-	1.32	7.82	1.37	3.01	0	A
		5858.25	-36.35	-9.35	-27	-48.54	7.82	1.36	3.01	0	P
<b>Remark</b>	1. No other spurious found. 2. All results are PASS against Peak and Average limit line.										



**UNII 2C - Straddle Channel**

**WIFI 802.11a (Harmonic)**

WIFI	Note	Frequency	Level	Over	Limit	Read	Antenna	Path	MIMO	Grounding	Peak
Ant.				Limit	Line	Level	Gain	Loss	Factor	Factor	Avg.
5		( MHz )	( dBm )	( dB )	( dBm )	(dBm)	( dBi )	( dB )	( dB )	( dB )	(P/A)
<b>802.11a CH 144 5720MHz</b>		7626.5	-39.47	-18.27	-21.2	-52.92	7.82	2.62	3.01	0	P
		7626.5	-40.73	0.47*	-41.2	-54.18	7.82	2.62	3.01	0	A
		11440	-66.68	-45.48	-21.2	-80.37	7.82	2.86	3.01	0	P
		17160	-62.11	-35.11	-27	-76.78	7.82	3.84	3.01	0	P
		22880	-60.42	-39.22	-21.2	-77.76	7.82	6.51	3.01	0	P
<b>Remark</b>	1. No other spurious found. 2. All results are PASS against Peak and Average limit line. 3. The unwanted emission of CH144 was verified and passed by radiated measurement, please refer appendix F1 & F2.										



UNII 2C - Straddle Channel

WIFI 802.11ax HE20 Full (Band Edge)

WIFI	Note	Frequency	Level	Over	Limit	Read	Antenna	Path	MIMO	Groun ding	Peak
Ant.				Limit	Line	Level	Gain	Loss	Factor	Factor	Avg.
5		( MHz )	( dBm )	( dB )	( dBm )	(dBm)	( dBi )	( dB )	( dB )	( dB )	(P/A)
802.11ax HE20 Full		5393.29	-39.62	-18.42	-21.2	-51.88	7.82	1.43	3.01	0	P
		5464.27	-40.08	-13.08	-27	-52.41	7.82	1.5	3.01	0	P
		5414.74	-52.32	-11.12	-41.2	-64.61	7.82	1.46	3.01	0	A
CH 144	*	5720	26.95	-	-	14.75	7.82	1.37	3.01	0	P
5720MHz	*	5720	13.78	-	-	1.58	7.82	1.37	3.01	0	A
		5861.5	-29.11	-2.11	-27	-41.31	7.82	1.37	3.01	0	P
Remark	1. No other spurious found. 2. All results are PASS against Peak and Average limit line.										



**UNII 2C - Straddle Channel**

**WIFI 802.11ax HE20 Full (Harmonic)**

WIFI	Note	Frequency	Level	Over	Limit	Read	Antenna	Path	MIMO	Grounding	Peak
Ant.				Limit	Line	Level	Gain	Loss	Factor	Factor	Avg.
5		( MHz )	( dBm )	( dB )	( dBm )	(dBm)	( dBi )	( dB )	( dB )	( dB )	(P/A)
<b>802.11ax HE20 Full CH 144 5720MHz</b>		7626.64	-37.77	-16.57	-21.2	-51.22	7.82	2.62	3.01	0	P
		7626.64	-38.92	2.28*	-41.2	-52.37	7.82	2.62	3.01	0	A
		11440	-65.69	-44.49	-21.2	-79.38	7.82	2.86	3.01	0	P
		17160	-63.21	-36.21	-27	-77.88	7.82	3.84	3.01	0	P
		22800	-60.77	-39.57	-21.2	-78.09	7.82	6.49	3.01	0	P
<b>Remark</b>	1. No other spurious found. 2. All results are PASS against Peak and Average limit line. 3. The unwanted emission of CH144 was verified and passed by radiated measurement, please refer appendix F1 & F2.										



**UNII 2C - Straddle Channel**

**WIFI 802.11ax HE20 Partial 26 (Band Edge)**

WIFI	Note	Frequency	Level	Over	Limit	Read	Antenna	Path	MIMO	Groun ding	Peak
Ant.				Limit	Line	Level	Gain	Loss	Factor	Factor	Avg.
5		( MHz )	( dBm )	( dB )	( dBm )	(dBm)	( dBi )	( dB )	( dB )	( dB )	(P/A)
<b>802.11ax HE20 Partial 26/8 CH 144 5720MHz</b>		5368.33	-39.94	-18.74	-21.2	-52.17	7.82	1.4	3.01	0	P
		5461.93	-38.97	-11.97	-27	-51.29	7.82	1.49	3.01	0	P
		5420.98	-52.54	-11.34	-41.2	-64.83	7.82	1.46	3.01	0	A
	*	5720	26.22	-	-	14.02	7.82	1.37	3.01	0	P
	*	5720	13.06	-	-	0.86	7.82	1.37	3.01	0	A
		5942	-37.8	-10.8	-27	-50.09	7.82	1.46	3.01	0	P
<b>Remark</b>	1. No other spurious found. 2. All results are PASS against Peak and Average limit line.										





**UNII 2C - Straddle Channel**

**WIFI 802.11ax HE20 Partial 26 (Harmonic)**

WIFI	Note	Frequency	Level	Over	Limit	Read	Antenna	Path	MIMO	Groun ding	Peak
Ant.				Limit	Line	Level	Gain	Loss	Factor	Factor	Avg.
5		( MHz )	( dBm )	( dB )	( dBm )	(dBm)	( dBi )	( dB )	( dB )	( dB )	(P/A)
<b>802.11ax HE20 Partial 26/8 CH 144 5720MHz</b>		7626.648	-37.39	-16.19	-21.2	-50.84	7.82	2.62	3.01	0	P
		7626.648	-37.79	3.41*	-41.2	-51.24	7.82	2.62	3.01	0	A
		11440	-65.8	-44.6	-21.2	-79.49	7.82	2.86	3.01	0	P
		17160	-64.59	-37.59	-27	-79.26	7.82	3.84	3.01	0	P
		22880	-60.95	-39.75	-21.2	-78.29	7.82	6.51	3.01	0	P
<b>Remark</b>	1. No other spurious found. 2. All results are PASS against Peak and Average limit line. 3. The unwanted emission of CH144 was verified and passed by radiated measurement, please refer appendix F1 & F2.										



UNII 2C - Straddle Channel

WIFI 802.11ax HE40 Full (Band Edge)

WIFI	Note	Frequency	Level	Over	Limit	Read	Antenna	Path	MIMO	Groun ding	Peak
Ant.				Limit	Line	Level	Gain	Loss	Factor	Factor	Avg.
5		( MHz )	( dBm )	( dB )	( dBm )	(dBm)	( dBi )	( dB )	( dB )	( dB )	(P/A)
802.11ax HE40 Full		5444.77	-38.82	-17.62	-21.2	-51.13	7.82	1.48	3.01	0	P
		5466.22	-39.78	-12.78	-27	-52.11	7.82	1.5	3.01	0	P
		5459.98	-52.34	-11.14	-41.2	-64.66	7.82	1.49	3.01	0	A
CH 142	*	5710	20.84	-	-	8.63	7.82	1.38	3.01	0	P
5710MHz	*	5710	7.24	-	-	-4.97	7.82	1.38	3.01	0	A
		5862.25	-33.17	-6.17	-27	-45.37	7.82	1.37	3.01	0	P
Remark	1. No other spurious found. 2. All results are PASS against Peak and Average limit line.										



**UNII 2C - Straddle Channel**

**WIFI 802.11ax HE40 Full (Harmonic)**

WIFI	Note	Frequency	Level	Over	Limit	Read	Antenna	Path	MIMO	Groun ding	Peak
Ant.				Limit	Line	Level	Gain	Loss	Factor	Factor	Avg.
5		( MHz )	( dBm )	( dB )	( dBm )	(dBm)	( dBi )	( dB )	( dB )	( dB )	(P/A)
<b>802.11ax HE40 Full CH 142 5710MHz</b>		7613.31	-37.37	-16.17	-21.2	-50.81	7.82	2.61	3.01	0	P
		7613.31	-38.02	3.18*	-41.2	-51.46	7.82	2.61	3.01	0	A
		11420	-65.95	-44.75	-21.2	-79.64	7.82	2.86	3.01	0	P
		17130	-64.37	-37.37	-27	-79.03	7.82	3.83	3.01	0	P
		22480	-61.22	-40.02	-21.2	-78.43	7.82	6.38	3.01	0	P
<b>Remark</b>	1. No other spurious found. 2. All results are PASS against Peak and Average limit line. 3. The unwanted emission of CH142 was verified and passed by radiated measurement, please refer appendix F1 & F2.										



UNII 2C - Straddle Channel

WIFI 802.11ax HE40 Partial 484 (Band Edge)

WIFI	Note	Frequency	Level	Over	Limit	Read	Antenna	Path	MIMO	Groun ding	Peak
Ant.				Limit	Line	Level	Gain	Loss	Factor	Factor	Avg.
5		( MHz )	( dBm )	( dB )	( dBm )	(dBm)	( dBi )	( dB )	( dB )	( dB )	(P/A)
802.11ax HE40 Partial 484/65 CH 142 5710MHz		5449.84	-38.61	-17.41	-21.2	-50.93	7.82	1.49	3.01	0	P
		5466.61	-39.45	-12.45	-27	-51.78	7.82	1.5	3.01	0	P
		5459.98	-52.51	-11.31	-41.2	-64.83	7.82	1.49	3.01	0	A
	*	5710	20.69	-	-	8.48	7.82	1.38	3.01	0	P
	*	5710	7.64	-	-	-4.57	7.82	1.38	3.01	0	A
		5851.5	-33.53	-6.53	-27	-45.71	7.82	1.35	3.01	0	P
Remark	1. No other spurious found. 2. All results are PASS against Peak and Average limit line.										



**UNII 2C - Straddle Channel**

**WIFI 802.11ax HE40 Partial 484 (Harmonic)**

WIFI	Note	Frequency	Level	Over	Limit	Read	Antenna	Path	MIMO	Groun ding	Peak
Ant.				Limit	Line	Level	Gain	Loss	Factor	Factor	Avg.
5		( MHz )	( dBm )	( dB )	( dBm )	(dBm)	( dBi )	( dB )	( dB )	( dB )	(P/A)
<b>802.11ax HE40 Partial 484/65 CH 142 5710MHz</b>		7613.3	-36.9	-15.7	-21.2	-50.34	7.82	2.61	3.01	0	P
		7613.3	-37.51	3.69*	-41.2	-50.95	7.82	2.61	3.01	0	A
		11420	-65.9	-44.7	-21.2	-79.59	7.82	2.86	3.01	0	P
		17130	-62.94	-35.94	-27	-77.6	7.82	3.83	3.01	0	P
<b>Remark</b>	1. No other spurious found. 2. All results are PASS against Peak and Average limit line. 3. The unwanted emission of CH142 was verified and passed by radiated measurement, please refer appendix F1 & F2.										



UNII 2C - Straddle Channel

WIFI 802.11ax HE80 Full (Band Edge)

WIFI	Note	Frequency	Level	Over	Limit	Read	Antenna	Path	MIMO	Groun ding	Peak
Ant.				Limit	Line	Level	Gain	Loss	Factor	Factor	Avg.
5		( MHz )	( dBm )	( dB )	( dBm )	(dBm)	( dBi )	( dB )	( dB )	( dB )	(P/A)
802.11ax HE80 Full		5453.35	-33.63	-12.43	-21.2	-45.95	7.82	1.49	3.01	0	P
		5466.61	-33.72	-6.72	-27	-46.05	7.82	1.5	3.01	0	P
		5459.98	-50.97	-9.77	-41.2	-63.29	7.82	1.49	3.01	0	A
CH 138	*	5690	17.55	-	-	5.33	7.82	1.39	3.01	0	P
5690MHz	*	5690	5.22	-	-	-7	7.82	1.39	3.01	0	A
		5867.05	-29.09	-2.09	-27	-41.3	7.82	1.38	3.01	0	P
Remark	1. No other spurious found. 2. All results are PASS against Peak and Average limit line.										



**UNII 2C - Straddle Channel**

**WIFI 802.11ax HE80 Full (Harmonic)**

WIFI	Note	Frequency	Level	Over	Limit	Read	Antenna	Path	MIMO	Grounding	Peak
Ant.				Limit	Line	Level	Gain	Loss	Factor	Factor	Avg.
5		( MHz )	( dBm )	( dB )	( dBm )	(dBm)	( dBi )	( dB )	( dB )	( dB )	(P/A)
<b>802.11ax HE80 Full CH 138 5690MHz</b>		7586.468	-37.3	-16.1	-21.2	-50.74	7.82	2.61	3.01	0	P
		7586.468	-37.81	3.39*	-41.2	-51.25	7.82	2.61	3.01	0	A
		11380	-65.24	-44.04	-21.2	-78.92	7.82	2.85	3.01	0	P
		17070	-63.89	-36.89	-27	-78.55	7.82	3.83	3.01	0	P
		22760	-60.27	-39.07	-21.2	-77.57	7.82	6.47	3.01	0	P
<b>Remark</b>	<ol style="list-style-type: none"> <li>1. No other spurious found.</li> <li>2. All results are PASS against Peak and Average limit line.</li> <li>3. The unwanted emission of CH138 was verified and passed by radiated measurement, please refer appendix F1 &amp; F2.</li> </ol>										



**UNII 2C - Straddle Channel**

**WIFI 802.11ax HE80 Partial 996 (Band Edge)**

WIFI	Note	Frequency	Level	Over	Limit	Read	Antenna	Path	MIMO	Groun ding	Peak
Ant.				Limit	Line	Level	Gain	Loss	Factor	Factor	Avg.
5		( MHz )	( dBm )	( dB )	( dBm )	(dBm)	( dBi )	( dB )	( dB )	( dB )	(P/A)
<b>802.11ax HE80 Partial 996/67 CH 138 5690MHz</b>		5449.84	-38.61	-17.41	-21.2	-50.93	7.82	1.49	3.01	0	P
		5466.61	-39.45	-12.45	-27	-51.78	7.82	1.5	3.01	0	P
		5459.98	-52.51	-11.31	-41.2	-64.83	7.82	1.49	3.01	0	A
	*	5710	20.69	-	-	8.48	7.82	1.38	3.01	0	P
	*	5710	7.64	-	-	-4.57	7.82	1.38	3.01	0	A
		5851.5	-33.53	-6.53	-27	-45.71	7.82	1.35	3.01	0	P
<b>Remark</b>	1. No other spurious found. 2. All results are PASS against Peak and Average limit line.										





**UNII 2C - Straddle Channel**

**WIFI 802.11ax HE80 Partial 996 (Harmonic)**

WIFI	Note	Frequency	Level	Over	Limit	Read	Antenna	Path	MIMO	Groun ding	Peak
Ant.				Limit	Line	Level	Gain	Loss	Factor	Factor	Avg.
5		( MHz )	( dBm )	( dB )	( dBm )	(dBm)	( dBi )	( dB )	( dB )	( dB )	(P/A)
<b>802.11ax HE80 Partial 996/67 CH 138 5690MHz</b>		7613.3	-36.9	-15.7	-21.2	-50.34	7.82	2.61	3.01	0	P
		7613.3	-37.51	3.69*	-41.2	-50.95	7.82	2.61	3.01	0	A
		11420	-65.9	-44.7	-21.2	-79.59	7.82	2.86	3.01	0	P
		17130	-62.94	-35.94	-27	-77.6	7.82	3.83	3.01	0	P
<b>Remark</b>	1. No other spurious found. 2. All results are PASS against Peak and Average limit line. 3. The unwanted emission of CH138 was verified and passed by radiated measurement, please refer appendix F1 & F2.										



Emission above 25GHz

WIFI 802.11ax HE40 Full (SHF)

WIFI	Note	Frequency	Level	Over	Limit	Read	Antenna	Path	MIMO	Grounding	Peak
Ant.				Limit	Line	Level	Gain	Loss	Factor	Factor	Avg.
5		( MHz )	( dBm )	( dB )	( dBm )	(dBm)	( dBi )	( dB )	( dB )	( dB )	(P/A)
5GHz		39864	-39.17	-17.97	-21.2	-69.76	7.82	19.76	3.01	0	P
802.11ax		39864	-51.13	-9.93	-41.2	-81.72	7.82	19.76	3.01	0	A
HE40											
Full											
SHF											
Remark	1. No other spurious found. 2. All results are PASS against Peak and Average limit line.										



**Emission below 1GHz**

**WIFI 802.11ax HE40 Full (LF)**

WIFI	Note	Frequency	Level	Over	Limit	Read	Antenna	Path	MIMO	Grounding	Peak
Ant.				Limit	Line	Level	Gain	Loss	Factor	Factor	Avg.
5		( MHz )	( dBm )	( dB )	( dBm )	(dBm)	( dBi )	( dB )	( dB )	( dB )	(P/A)
<b>5GHz 802.11ax HE40 Full LF</b>		44.31	-75.77	-20.57	-55.2	-91.48	7.82	0.18	3.01	4.7	P
		185.52	-73.7	-22	-51.7	-89.6	7.82	0.37	3.01	4.7	P
		285.69	-74.65	-25.45	-49.2	-90.67	7.82	0.49	3.01	4.7	P
		503.7	-74	-24.8	-49.2	-90.16	7.82	0.63	3.01	4.7	P
		794.2	-72.59	-23.39	-49.2	-89.02	7.82	0.9	3.01	4.7	P
		999.3	-72.58	-31.38	-41.2	-89.36	7.82	1.25	3.01	4.7	P
<b>Remark</b>	1. No other spurious found. 2. All results are PASS against Peak and Average limit line.										



**Note symbol**

*	<b>Fundamental Frequency</b> which can be ignored. However, the level of any unwanted emissions shall not exceed the level of the fundamental frequency.
!	Test result is <b>over limit</b> line.
P/A	<b>Peak</b> or <b>Average</b>
H/V	<b>Horizontal</b> or <b>Vertical</b>



A calculation example for radiated spurious emission is shown as below:

WIFI	Note	Frequency	Level	Over	Limit	Read	Antenna	Path	MIMO	Grounding	Peak
Ant.				Limit	Line	Level	Gain	Loss	Factor	Factor	Avg.
5		( MHz )	( dBm )	( dB )	( dBm )	(dBm)	( dBi )	( dB )	( dB )	( dB )	(P/A)
802.11a		5146.12	-36.54	-15.34	-21.2	-47.29	6.36	1.38	3.01	0	P
CH 36		5150	-50.86	-9.66	-41.2	-61.61	6.36	1.38	3.01	0	A
5180MHz											

1. Path Loss(dB) = Cable loss(dB) + Filter loss(dB) + Attenuator loss(dB)
2. MIMO Factor(dB) = 10 log (NANT), where NANT is the number of outputs
3. Grounding Factor(dB) = Ground reflection factor (i.e., 6 dB for f ≤ 30 MHz and 4.7 dB for 30 MHz < f ≤ 960 MHz)
4. Level(dBm) = Antenna Gain(dBi) + Path Loss(dB) + Read Level(dBm) + MIMO Factor(dB) + Grounding Factor(dB)
5. Over Limit(dB) = Level(dBm) – Limit Line(dBm)

**For Peak Limit @ 5146.12MHz:**

1. Level(dBm)
  - = Antenna Gain(dBi) + Path Loss(dB) + MIMO Factor(dB) + Grounding Factor(dB) + Read Level(dBm)
  - = 6.36(dBi) + 1.38(dB) - 47.29(dBm) + 3.01(dB)
  - = -36.54 (dBm)
2. Over Limit(dB)
  - = Level(dBm) – Limit Line(dBm)
  - = -36.54(dBm) + 21.2(dBm)
  - = -15.34(dB)

**For Average Limit @ 5150MHz:**

1. Level(dBm)
  - = Antenna Gain(dBi) + Path Loss(dB) + MIMO Factor(dB) + Grounding Factor(dB) + Read Level(dBm)
  - = 6.36(dBi) + 1.38(dB) – 61.61(dBm) + 3.01(dB)
  - = -50.86 (dBm)
2. Over Limit(dB) = Level(dBm) – Limit Line(dBm)
  - = -50.86(dBm) + 41.2(dBm)
  - = -9.66(dB)

**Both peak and average measured complies with the limit line, so test result is “PASS”.**



### Appendix C. Conducted Spurious Emission Plots

<b>Test Engineer :</b>	Richard Qiu, Jacob Yu, Eric Chang, Ken Wu and Nick Yu	<b>Temperature :</b>	22.7~24.8°C
		<b>Relative Humidity :</b>	52~59%

**Note symbol**

-L	Low channel location
-R	High channel location

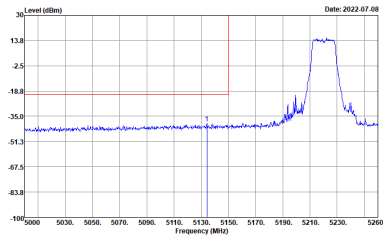
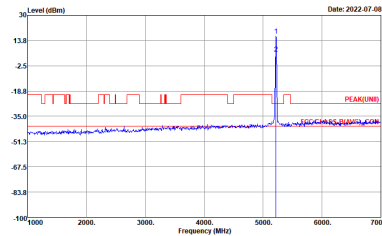
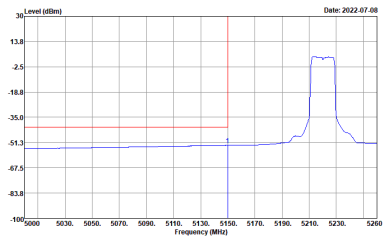


UNII 1 - 5150~5250MHz

WIFI 802.11a (Band Edge)

WIFI	UNII 1 5150~5250MHz Band Edge	
ANT	802.11a CH36 5180MHz	
4	CSE	Fundamental
Peak	<p>Site : THIS HY Condition : FCC CLASS B_PK_BE ANT GAIN+6.36 HORIZONTAL : RBW:1000.000kHz VIEW:3000.000kHz</p>	<p>Site : THIS HY Condition : PEAK(LINE) ANT GAIN+6.36 HORIZONTAL : RBW:1000.000kHz VIEW:3000.000kHz</p>
Avg.	<p>Site : THIS HY Condition : FCC CLASS B_AVG_BE ANT GAIN+6.36 HORIZONTAL : RBW:1000.000kHz VIEW:0.010kHz</p>	Left blank



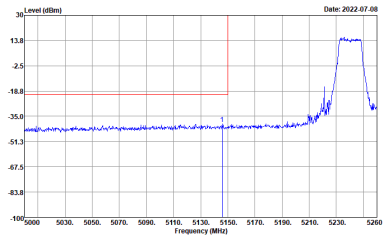
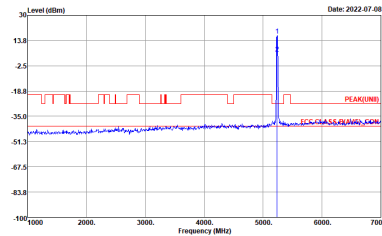
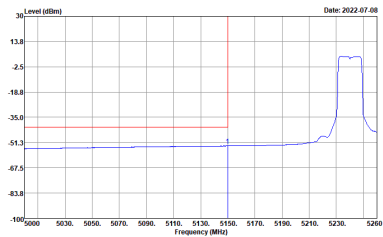
WIFI	UNII 1 5150~5250MHz Band Edge	
ANT	802.11a CH44 5220MHz - L	
4	CSE	Fundamental
Peak	 <p>Level (dBm) vs Frequency (MHz) plot for CSE Peak. The plot shows a signal level around -18.8 dBm with a peak at approximately 5220 MHz. The x-axis ranges from 5000 to 5260 MHz, and the y-axis ranges from -100 to 30 dBm.</p> <p>Site : THIS-HY            Condition : FCC CLASS B_PK_BE ANT GAIN+6.36 HORIZONTAL            : RBW:1000.000kHz VBW:3000.000kHz</p>	 <p>Level (dBm) vs Frequency (MHz) plot for Fundamental Peak. The plot shows a signal level around -18.8 dBm with a peak at approximately 5220 MHz. The x-axis ranges from 1000 to 7000 MHz, and the y-axis ranges from -100 to 30 dBm.</p> <p>Site : THIS-HY            Condition : PEAK(LINE) ANT GAIN+6.36 HORIZONTAL            : RBW:1000.000kHz VBW:3000.000kHz</p>
Avg.	 <p>Level (dBm) vs Frequency (MHz) plot for CSE Avg. The plot shows a signal level around -18.8 dBm with a peak at approximately 5220 MHz. The x-axis ranges from 5000 to 5260 MHz, and the y-axis ranges from -100 to 30 dBm.</p> <p>Site : THIS-HY            Condition : FCC CLASS B_AVG_BE ANT GAIN+6.36 HORIZONTAL            : RBW:1000.000kHz VBW:0.010kHz</p>	Left blank





WIFI	UNII 1 5150~5250MHz Band Edge	
ANT	802.11a CH44 5220MHz - R	
4	CSE	Fundamental
Peak	<p>Date: 2022-07-08</p> <p>Site : TH05-HY Condition : FCC CLASS B, PK, BE ANT GAIN+6.36 HORIZONTAL : RBW:1000.000kHz VIEW:3000.000kHz</p>	Left blank
Avg.	<p>Date: 2022-07-08</p> <p>Site : TH05-HY Condition : FCC CLASS B, AVG, BE ANT GAIN+6.36 HORIZONTAL : RBW:1000.000kHz VIEW:0.010kHz</p>	Left blank



WIFI	UNII 1 5150~5250MHz Band Edge	
ANT	802.11a CH48 5220MHz - L	
4	CSE	Fundamental
Peak	 <p>Date: 2022-07-08</p> <p>Site : THIS-HY Condition : FCC CLASS B_PK_BE ANT GAIN+6.36 HORIZONTAL : RBW:1000.000kHz VEW:3000.000kHz</p>	 <p>Date: 2022-07-08</p> <p>Site : THIS-HY Condition : PEAK(LINE) ANT GAIN+6.36 HORIZONTAL : RBW:1000.000kHz VEW:3000.000kHz</p>
Avg.	 <p>Date: 2022-07-08</p> <p>Site : THIS-HY Condition : FCC CLASS B_AVG_BE ANT GAIN+6.36 HORIZONTAL : RBW:1000.000kHz VEW:0.010kHz</p>	Left blank



WIFI	UNII 1 5150~5250MHz Band Edge	
ANT	802.11a CH48 5240MHz - R	
4	CSE	Fundamental
Peak	<p>Site : TH05-HY Condition : FCC CLASS B, PK, BE ANT GAIN+6.36 HORIZONTAL : RBW:1000.000kHz VEW:3000.000kHz</p>	Left blank
Avg.	<p>Site : TH05-HY Condition : FCC CLASS B, AVG, BE ANT GAIN+6.36 HORIZONTAL : RBW:1000.000kHz VEW:0.010kHz</p>	Left blank

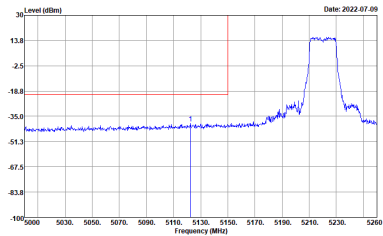
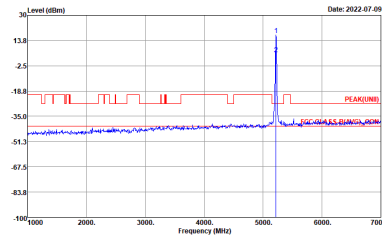
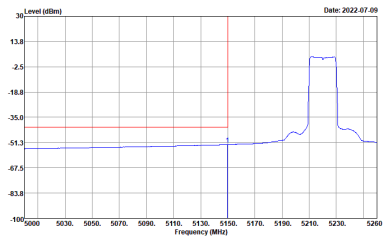


UNII 1 - 5150~5250MHz

WIFI 802.11ax HE20 Full (Band Edge)

WIFI	UNII 1 5150~5250MHz Band Edge	
ANT	802.11ax HE20 Full CH36 5180MHz	
4	CSE	Fundamental
Peak		
Avg.		Left blank

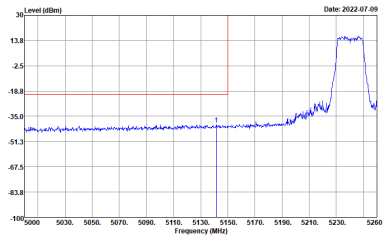
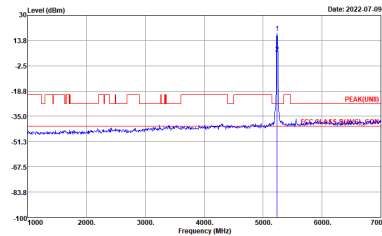
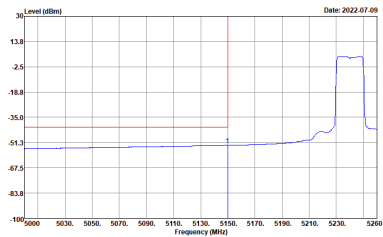


WIFI	UNII 1 5150~5250MHz Band Edge	
ANT	802.11ax HE20 Full CH44 5220MHz - L	
4	CSE	Fundamental
Peak	 <p>Date: 2022-07-09</p> <p>Site : THIS-HY Condition : FCC CLASS B_PK_BE ANT GAIN+6.36 HORIZONTAL : RBW:1000.000kHz VEW:3000.000kHz</p>	 <p>Date: 2022-07-09</p> <p>Site : THIS-HY Condition : PEAK(LINE) ANT GAIN+6.36 HORIZONTAL : RBW:1000.000kHz VEW:3000.000kHz</p>
Avg.	 <p>Date: 2022-07-09</p> <p>Site : THIS-HY Condition : FCC CLASS B_AVG_BE ANT GAIN+6.36 HORIZONTAL : RBW:1000.000kHz VEW:0.010kHz</p>	Left blank



WIFI	UNII 1 5150~5250MHz Band Edge	
ANT	802.11ax HE20 Full CH44 5220MHz - R	
4	CSE	Fundamental
<p><b>Peak</b></p>	<p>Site : TH05-HY Condition : FCC CLASS B, PK, BE ANT GAIN+6.36 HORIZONTAL : RBW:1000.000kHz VIEW:3000.000kHz</p>	<p>Left blank</p>
<p><b>Avg.</b></p>	<p>Site : TH05-HY Condition : FCC CLASS B, AVG, BE ANT GAIN+6.36 HORIZONTAL : RBW:1000.000kHz VIEW:0.010kHz</p>	<p>Left blank</p>



WIFI	UNII 1 5150~5250MHz Band Edge	
ANT	802.11ax HE20 Full CH48 5240MHz - L	
4	CSE	Fundamental
Peak	 <p>Date: 2022-07-09</p> <p>Site : TH05-HY Condition : FCC CLASS B_PK_BE ANT GAIN+6.36 HORIZONTAL : RBW:1000.000kHz VEW:3000.000kHz</p>	 <p>Date: 2022-07-09</p> <p>Site : TH05-HY Condition : PEAK(LINE) ANT GAIN+6.36 HORIZONTAL : RBW:1000.000kHz VEW:3000.000kHz</p>
Avg.	 <p>Date: 2022-07-09</p> <p>Site : TH05-HY Condition : FCC CLASS B_AVG_BE ANT GAIN+6.36 HORIZONTAL : RBW:1000.000kHz VEW:0.010kHz</p>	Left blank



WIFI	UNII 1 5150~5250MHz Band Edge	
ANT	802.11ax HE20 Full CH48 5240MHz - R	
4	CSE	Fundamental
<p><b>Peak</b></p>	<p>Site : TH05-HY Condition : FCC CLASS B, PK, BE ANT GAIN+6.36 HORIZONTAL : RBW:1000.000kHz VIEW:3000.000kHz</p>	<p>Left blank</p>
<p><b>Avg.</b></p>	<p>Site : TH05-HY Condition : FCC CLASS B, AVG, BE ANT GAIN+6.36 HORIZONTAL : RBW:1000.000kHz VIEW:0.010kHz</p>	<p>Left blank</p>



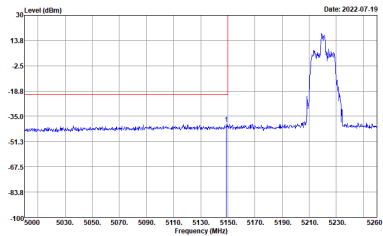
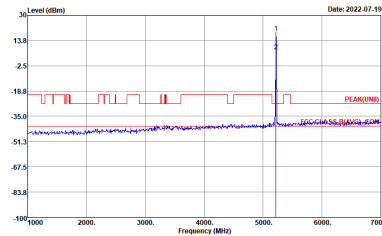
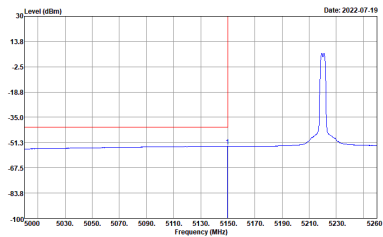


UNII 1 - 5150~5250MHz

WIFI 802.11ax HE20 Partial 26 (Band Edge)

WIFI	UNII 1 5150~5250MHz Band Edge	
ANT	802.11ax HE20 Partial 26/0 CH36 5180MHz	
4	CSE	Fundamental
Peak	<p>Site : THIS HY Condition : FCC CLASS B_PK_BE ANT GAIN+6.36 HORIZONTAL : RBW:1000.000kHz VIEW:3000.000kHz</p>	<p>Site : THIS HY Condition : PEAK(LIN) ANT GAIN+6.36 HORIZONTAL : RBW:1000.000kHz VIEW:3000.000kHz</p>
Avg.	<p>Site : THIS HY Condition : FCC CLASS B_AVG_BE ANT GAIN+6.36 HORIZONTAL : RBW:1000.000kHz VIEW:0.010kHz</p>	Left blank

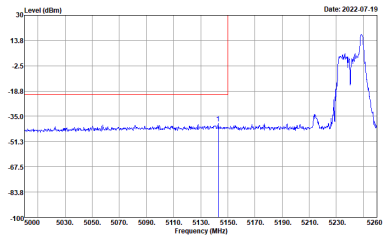
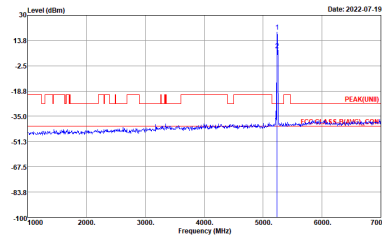
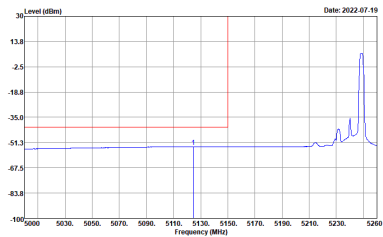


WIFI	UNII 1 5150~5250MHz Band Edge	
ANT	802.11ax HE20 Partial 26/4 CH44 5220MHz - L	
4	CSE	Fundamental
Peak	 <p>Date: 2022-07-19</p> <p>Site Condition : THIS-HY : FCC CLASS B_PK_BE ANT GAIN+6.36 HORIZONTAL : RBW:1000.000kHz VEW:3000.000kHz</p>	 <p>Date: 2022-07-19</p> <p>Site Condition : THIS-HY : PEAK(LINE) ANT GAIN+6.36 HORIZONTAL : RBW:1000.000kHz VEW:3000.000kHz</p>
Avg.	 <p>Date: 2022-07-19</p> <p>Site Condition : THIS-HY : FCC CLASS B_AVG_BE ANT GAIN+6.36 HORIZONTAL : RBW:1000.000kHz VEW:0.010kHz</p>	Left blank



WIFI	UNII 1 5150~5250MHz Band Edge	
ANT	802.11ax HE20 Partial 26/4 CH44 5220MHz - R	
4	CSE	Fundamental
<p><b>Peak</b></p>	<p>Site : TH05-HY Condition : FCC CLASS B, PK, BE ANT GAIN+6.36 HORIZONTAL : RBW:1000.000kHz VIEW:3000.000kHz</p>	<p>Left blank</p>
<p><b>Avg.</b></p>	<p>Site : TH05-HY Condition : FCC CLASS B, AVG, BE ANT GAIN+6.36 HORIZONTAL : RBW:1000.000kHz VIEW:0.010kHz</p>	<p>Left blank</p>



WIFI	UNII 1 5150~5250MHz Band Edge	
ANT	802.11ax HE20 Partial 26/8 CH48 5220MHz - L	
4	CSE	Fundamental
Peak	 <p>Date: 2022-07-19</p> <p>Site : TH05-HY Condition : FCC CLASS B_PK_BE ANT GAIN+6.36 HORIZONTAL : RBW:1000.000kHz VEW:3000.000kHz</p>	 <p>Date: 2022-07-19</p> <p>Site : TH05-HY Condition : PEAK(LINE) ANT GAIN+6.36 HORIZONTAL : RBW:1000.000kHz VEW:3000.000kHz</p>
Avg.	 <p>Date: 2022-07-19</p> <p>Site : TH05-HY Condition : FCC CLASS B_AVG_BE ANT GAIN+6.36 HORIZONTAL : RBW:1000.000kHz VEW:0.010kHz</p>	Left blank

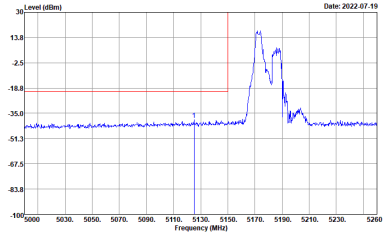
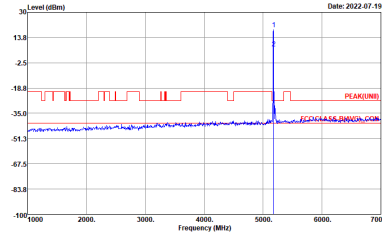
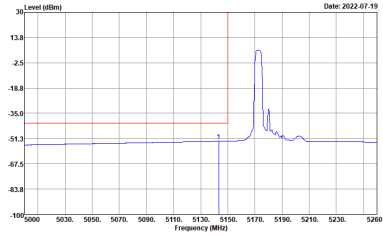


WIFI	UNII 1 5150~5250MHz Band Edge	
ANT	802.11ax HE20 Partial 26/8 CH48 5240MHz - R	
4	CSE	Fundamental
<p><b>Peak</b></p>	<p>Site : TH05-HY Condition : FCC CLASS B, PK, BE ANT GAIN+6.36 HORIZONTAL : RBW:1000.000kHz VIEW:3000.000kHz</p>	<p>Left blank</p>
<p><b>Avg.</b></p>	<p>Site : TH05-HY Condition : FCC CLASS B, AVG, BE ANT GAIN+6.36 HORIZONTAL : RBW:1000.000kHz VIEW:0.010kHz</p>	<p>Left blank</p>



UNII 1 - 5150~5250MHz

WIFI 802.11ax HE20 Partial 52 (Band Edge)

WIFI	UNII 1 5150~5250MHz Band Edge	
ANT	802.11ax HE20 Partial 52/37 CH36 5180MHz	
4	CSE	Fundamental
Peak	 <p>Site : THIS HY Condition : FCC CLASS B_PK_BE ANT GAIN+6.36 HORIZONTAL : RBW:1000.000kHz VIEW:3000.000kHz</p>	 <p>Site : THIS HY Condition : PEAK(LIN) ANT GAIN+6.36 HORIZONTAL : RBW:1000.000kHz VIEW:3000.000kHz</p>
Avg.	 <p>Site : THIS HY Condition : FCC CLASS B_AVG_BE ANT GAIN+6.36 HORIZONTAL : RBW:1000.000kHz VIEW:0.010kHz</p>	Left blank



UNII 1 - 5150~5250MHz

WIFI 802.11ax HE20 Partial 106 (Band Edge)

WIFI	UNII 1 5150~5250MHz Band Edge	
ANT	802.11ax HE20 Partial 106/53 CH36 5180MHz	
4	CSE	Fundamental
Peak		
Avg.		Left blank



UNII 1 - 5150~5250MHz

WIFI 802.11ax HE20 Partial 242 (Band Edge)

WIFI	UNII 1 5150~5250MHz Band Edge	
ANT	802.11ax HE20 Partial 242/61 CH36 5180MHz	
4	CSE	Fundamental
Peak	<p>Date: 2022-07-18</p> <p>Site Condition : THIS HY : FCC CLASS B_PK_BE ANT GAIN+6.36 HORIZONTAL : RBW:1000.000kHz VIEW:3000.000kHz</p>	<p>Date: 2022-07-18</p> <p>Site Condition : THIS HY : PEAK(LIN) ANT GAIN+6.36 HORIZONTAL : RBW:1000.000kHz VIEW:3000.000kHz</p>
Avg.	<p>Date: 2022-07-18</p> <p>Site Condition : THIS HY : FCC CLASS B_AVG_BE ANT GAIN+6.36 HORIZONTAL : RBW:1000.000kHz VIEW:0.010kHz</p>	Left blank





UNII 1 - 5150~5250MHz

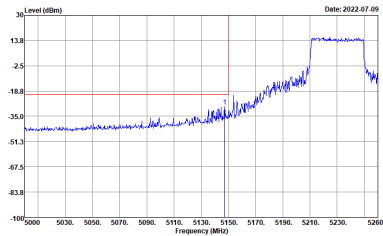
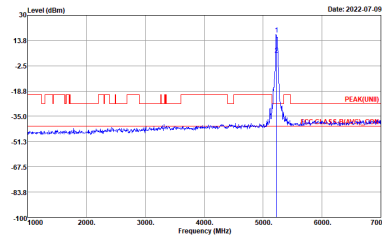
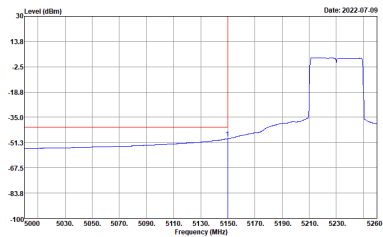
WIFI 802.11ax HE40 Full (Band Edge)

WIFI	UNII 1 5150~5250MHz Band Edge	
ANT	802.11ax HE40 Full CH38 5190MHz - L	
4	CSE	Fundamental
Peak	<p>Date: 2022-07-10</p> <p>Site : TH05-HY Condition : FCC CLASS B_PK_BE ANT GAIN+6.36 HORIZONTAL : RBW:1000.000kHz VIEW:3000.000kHz</p>	<p>Date: 2022-07-10</p> <p>Site : TH05-HY Condition : PEAK(LIN) ANT GAIN+6.36 HORIZONTAL : RBW:1000.000kHz VIEW:3000.000kHz</p>
Avg.	<p>Date: 2022-07-10</p> <p>Site : TH05-HY Condition : FCC CLASS B_AVG_BE ANT GAIN+6.36 HORIZONTAL : RBW:1000.000kHz VIEW:0.010kHz</p>	Left blank



WIFI	UNII 1 5150~5250MHz Band Edge	
ANT	802.11ax HE40 Full CH38 5190MHz - R	
4	CSE	Fundamental
<p><b>Peak</b></p>		<p>Left blank</p>
<p><b>Avg.</b></p>		<p>Left blank</p>



WIFI	UNII 1 5150~5250MHz Band Edge	
ANT	802.11ax HE40 Full CH46 5230MHz - L	
4	CSE	Fundamental
Peak	 <p>Level (dBm) vs Frequency (MHz) plot for CSE Peak. The plot shows a signal level rising from approximately -51.3 dBm at 5150 MHz to about -2.5 dBm at 5230 MHz. A red horizontal line is drawn at -18.8 dBm. The date is 2022-07-09.</p> <p>Site : THIS-HY            Condition : FCC CLASS B_Pk_BE ANT GAIN+6.36 HORIZONTAL            : RBW:1000.000kHz VBW:3000.000kHz</p>	 <p>Level (dBm) vs Frequency (MHz) plot for Fundamental Peak. The plot shows a sharp peak at approximately 5230 MHz with a level of about -2.5 dBm. A red horizontal line is drawn at -18.8 dBm. The date is 2022-07-09.</p> <p>Site : THIS-HY            Condition : PEAK(LINE) ANT GAIN+6.36 HORIZONTAL            : RBW:1000.000kHz VBW:3000.000kHz</p>
Avg.	 <p>Level (dBm) vs Frequency (MHz) plot for CSE Avg. The plot shows a signal level rising from approximately -51.3 dBm at 5150 MHz to about -2.5 dBm at 5230 MHz. A red horizontal line is drawn at -18.8 dBm. The date is 2022-07-09.</p> <p>Site : THIS-HY            Condition : FCC CLASS B_AVG_BE ANT GAIN+6.36 HORIZONTAL            : RBW:1000.000kHz VBW:0.010kHz</p>	Left blank



WIFI	UNII 1 5150~5250MHz Band Edge	
ANT	802.11ax HE40 Full CH46 5230MHz - R	
4	CSE	Fundamental
<p><b>Peak</b></p>	<p>Date: 2022-07-09</p> <p>Site : TH05-HY Condition : FCC CLASS B, PK, BE ANT GAIN+6.36 HORIZONTAL : RBW:1000.000kHz VEW:3000.000kHz</p>	<p>Left blank</p>
<p><b>Avg.</b></p>	<p>Date: 2022-07-09</p> <p>Site : TH05-HY Condition : FCC CLASS B, AVG, BE ANT GAIN+6.36 HORIZONTAL : RBW:1000.000kHz VEW:0.010kHz</p>	<p>Left blank</p>



UNII 1 - 5150~5250MHz

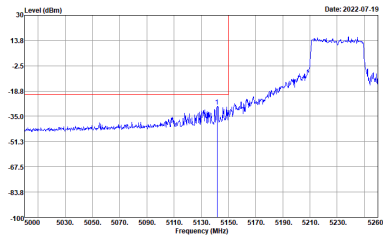
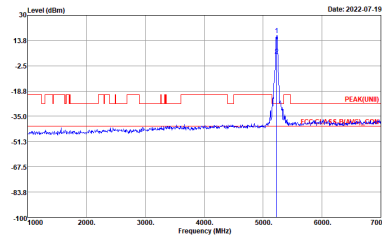
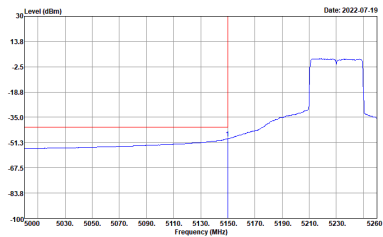
WIFI 802.11ax HE40 Partial 484 (Band Edge)

WIFI	UNII 1 5150~5250MHz Band Edge	
ANT	802.11ax HE40 Partial 484/65 CH38 5190MHz - R	
4	CSE	Fundamental
Peak	<p>Site : THIS HY Condition : FCC CLASS B PK_BE ANT GAIN+6.36 HORIZONTAL : RBW:1000.000kHz VIEW:3000.000kHz</p>	<p>Site : THIS HY Condition : PEAK(LINE) ANT GAIN+6.36 HORIZONTAL : RBW:1000.000kHz VIEW:3000.000kHz</p>
Avg.	<p>Site : THIS HY Condition : FCC CLASS B AVG_BE ANT GAIN+6.36 HORIZONTAL : RBW:1000.000kHz VIEW:0.010kHz</p>	Left blank



WIFI	UNII 1 5150~5250MHz Band Edge	
ANT	802.11ax HE40 Partial 484/65 CH38 5190MHz - L	
4	CSE	Fundamental
<p><b>Peak</b></p>		<p>Left blank</p>
<p><b>Avg.</b></p>		<p>Left blank</p>



WIFI	UNII 1 5150~5250MHz Band Edge	
ANT	802.11ax HE40 Partial 484/65 CH46 5230MHz - L	
4	CSE	Fundamental
Peak	 <p>Level (dBm) vs Frequency (MHz) plot for CSE Peak. The plot shows a signal level rising from approximately -51.3 dBm at 5150 MHz to about -13.8 dBm at 5230 MHz. A red horizontal line is drawn at -18.8 dBm. The date is 2022-07-19.</p> <p>Site : THIS-HY Condition : FCC CLASS B_Pk_BE ANT GAIN+6.36 HORIZONTAL : RBW:1000.000kHz VBW:3000.000kHz</p>	 <p>Level (dBm) vs Frequency (MHz) plot for Fundamental Peak. The plot shows a sharp peak at approximately 5230 MHz with a level of about -13.8 dBm. A red horizontal line is drawn at -18.8 dBm. The date is 2022-07-19.</p> <p>Site : THIS-HY Condition : PEAK(LINE) ANT GAIN+6.36 HORIZONTAL : RBW:1000.000kHz VBW:3000.000kHz</p>
Avg.	 <p>Level (dBm) vs Frequency (MHz) plot for CSE Avg. The plot shows a smoothed signal level rising from approximately -51.0 dBm at 5150 MHz to about -13.8 dBm at 5230 MHz. A red horizontal line is drawn at -18.8 dBm. The date is 2022-07-19.</p> <p>Site : THIS-HY Condition : FCC CLASS B_AVG_BE ANT GAIN+6.36 HORIZONTAL : RBW:1000.000kHz VBW:0.010kHz</p>	Left blank



WIFI	UNII 1 5150~5250MHz Band Edge	
ANT	802.11ax HE40 Partial 484/65 CH46 5230MHz - R	
4	CSE	Fundamental
<p><b>Peak</b></p>	<p>Site : TH05-HY Condition : FCC CLASS B, PK, BE ANT GAIN+6.36 HORIZONTAL : RBW:1000.000kHz VEW:3000.000kHz</p>	<p>Left blank</p>
<p><b>Avg.</b></p>	<p>Site : TH05-HY Condition : FCC CLASS B, AVG, BE ANT GAIN+6.36 HORIZONTAL : RBW:1000.000kHz VEW:0.010kHz</p>	<p>Left blank</p>





UNII 1 - 5150~5250MHz

WIFI 802.11ax HE80 Full (Band Edge)

WIFI	UNII 1 5150~5250MHz Band Edge	
ANT	802.11ax HE80 Full CH42 5210MHz - L	
4	CSE	Fundamental
Peak	<p>Site : THIS-HY Condition : FCC CLASS-B_PK_BE ANT GAIN+6.36 HORIZONTAL : RBW:1000.000kHz VIEW:3000.000kHz</p>	<p>Site : THIS-HY Condition : PEAK(LIN) ANT GAIN+6.36 HORIZONTAL : RBW:1000.000kHz VIEW:3000.000kHz</p>
Avg.	<p>Site : THIS-HY Condition : FCC CLASS-B_AVG_BE ANT GAIN+6.36 HORIZONTAL : RBW:1000.000kHz VIEW:0.010kHz</p>	Left blank



WIFI	UNII 1 5150~5250MHz Band Edge	
ANT	802.11ax HE80 Full CH42 5210MHz - R	
4	CSE	Fundamental
Peak	<p>Site : TH05-HY Condition : FCC CLASS B, PK, BE ANT GAIN+6.36 HORIZONTAL : RBW:1000.000kHz VIEW:3000.000kHz</p>	Left blank
Avg.	<p>Site : TH05-HY Condition : FCC CLASS B, AVG, BE ANT GAIN+6.36 HORIZONTAL : RBW:1000.000kHz VIEW:0.010kHz</p>	Left blank



UNII 1 - 5150~5250MHz

WIFI 802.11ax HE80 Partial 996 (Band Edge)

WIFI	UNII 1 5150~5250MHz Band Edge	
ANT	802.11ax HE80 Partial 996 CH42 5210MHz - L	
4	CSE	Fundamental
Peak	<p>Site : THIS HY Condition : FCC CLASS B_PK_BE ANT GAIN+6.36 HORIZONTAL : RBW:1000.000kHz VIEW:3000.000kHz</p>	<p>Site : THIS HY Condition : PEAK(LIN) ANT GAIN+6.36 HORIZONTAL : RBW:1000.000kHz VIEW:3000.000kHz</p>
Avg.	<p>Site : THIS HY Condition : FCC CLASS B_AVG_BE ANT GAIN+6.36 HORIZONTAL : RBW:1000.000kHz VIEW:0.010kHz</p>	Left blank

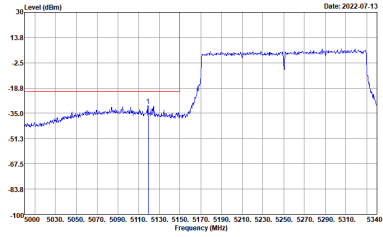
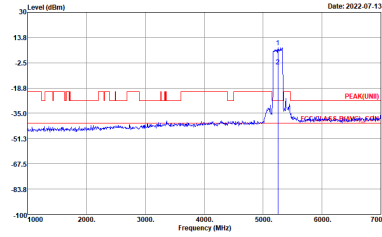
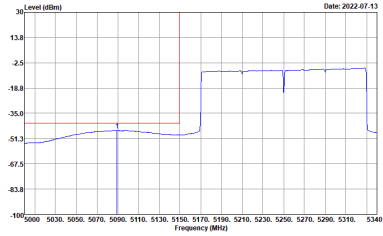


WIFI	UNII 1 5150~5250MHz Band Edge	
ANT	802.11ax HE80 Partial 996 CH42 5210MHz - R	
4	CSE	Fundamental
<p><b>Peak</b></p>	<p>Site : TH05-HY Condition : FCC CLASS B, PK, BE ANT GAIN+6.36 HORIZONTAL : RBW:1000.000kHz VIEW:3000.000kHz</p>	<p>Left blank</p>
<p><b>Avg.</b></p>	<p>Site : TH05-HY Condition : FCC CLASS B, AVG, BE ANT GAIN+6.36 HORIZONTAL : RBW:1000.000kHz VIEW:0.010kHz</p>	<p>Left blank</p>



UNII 1 - 5150~5250MHz

WIFI 802.11ax HE160 Full (Band Edge)

WIFI	UNII 1 5150~5250MHz Band Edge	
ANT	802.11ax HE160 Full CH50 5250MHz - L	
4	CSE	Fundamental
Peak	 <p>Date: 2022-07-13</p> <p>Site : TH05-HY Condition : FCC CLASS B_PK_BE ANT GAIN+6.43 HORIZONTAL : RBW:1000.000kHz VIEW:3000.000kHz</p>	 <p>Date: 2022-07-13</p> <p>Site : TH05-HY Condition : PEAK(LIN) ANT GAIN+6.43 HORIZONTAL : RBW:1000.000kHz VIEW:3000.000kHz</p>
Avg.	 <p>Date: 2022-07-13</p> <p>Site : TH05-HY Condition : FCC CLASS B_AVG_BE ANT GAIN+6.43 HORIZONTAL : RBW:1000.000kHz VIEW:0.0100kHz</p>	Left blank



WIFI	UNII 1 5150~5250MHz Band Edge	
ANT	802.11ax HE160 Full CH50 5250MHz - R	
4	CSE	Fundamental
Peak	<p>Site : TH05-HY Condition : FCC CLASS B, PK, BE ANT GAIN+6.43 HORIZONTAL : RBW:1000.000kHz VIEW:3000.000kHz</p>	Left blank
Avg.	<p>Site : TH05-HY Condition : FCC CLASS B, AVG, BE ANT GAIN+6.43 HORIZONTAL : RBW:1000.000kHz VIEW:0.010kHz</p>	Left blank



UNII 1 - 5150~5250MHz

WIFI 802.11ax HE160 Partial 1992 (Band Edge)

WIFI	UNII 1 5150~5250MHz Band Edge	
ANT	802.11ax HE160 Partial 1992/68 CH50 5250MHz - L	
4	CSE	Fundamental
Peak	<p>Site : TH05-HY Condition : FCC CLASS B_PK_BE ANT GAIN+6.43 HORIZONTAL : RBW:1000.000kHz VIEW:3000.000kHz</p>	<p>Site : TH05-HY Condition : PEAK(LIN) ANT GAIN+6.43 HORIZONTAL : RBW:1000.000kHz VIEW:3000.000kHz</p>
Avg.	<p>Site : TH05-HY Condition : FCC CLASS B_AVG_BE ANT GAIN+6.43 HORIZONTAL : RBW:1000.000kHz VIEW:0.010kHz</p>	Left blank



WIFI	UNII 1 5150~5250MHz Band Edge	
ANT	802.11ax HE160 Partial 1992/68 CH50 5250MHz - R	
4	CSE	Fundamental
<p><b>Peak</b></p>	<p>Site : TH05-HY Condition : FCC CLASS B, PK, BE ANT GAIN+6.43 HORIZONTAL : RBW:1000.000kHz VEW:3000.000kHz</p>	<p>Left blank</p>
<p><b>Avg.</b></p>	<p>Site : TH05-HY Condition : FCC CLASS B, AVG, BE ANT GAIN+6.43 HORIZONTAL : RBW:1000.000kHz VEW:0.010kHz</p>	<p>Left blank</p>





UNII 1 - 5150~5250MHz

WIFI 802.11a (Harmonic)

WIFI	UNII 1 5150~5250MHz Harmonic	
ANT	802.11a	
4	CH36 5180MHz	CH44 5220MHz
Peak Avg.	<p>Site : TH05-HHY Condition : PEAK[UNII] ANT 6AIN=6.36 HORIZONTAL : RBW:1000.000KHz VBW:3000.000KHz</p>	<p>Site : TH05-HHY Condition : PEAK[UNII] ANT 6AIN=6.36 HORIZONTAL : RBW:1000.000KHz VBW:3000.000KHz</p>



WIFI	UNII 1 5150~5250MHz Harmonic	
ANT	802.11a	
4	CH48 5240MHz	
Peak Avg.	<p>Site : TH05-HH-Y Condition : PEAK(UNII) ANT 6AIN=6.36 HORIZONTAL : RBW:1000.000KHz VBW:3000.000KHz</p>	Left blank



UNII 1 - 5150~5250MHz

WIFI 802.11ax HE20 Full (Harmonic)

WIFI	UNII 1 5150~5250MHz Harmonic	
ANT	802.11ax HE20 Full	
4	CH36 5180MHz	CH44 5220MHz
Peak Avg.	<p>Site : TH05-HHY Condition : PEAK(UNII) ANT 6AIN=6.36 HORIZONTAL : RBW:1000.000KHz VBW:3000.000KHz</p>	<p>Site : TH05-HHY Condition : PEAK(UNII) ANT 6AIN=6.36 HORIZONTAL : RBW:1000.000KHz VBW:3000.000KHz</p>

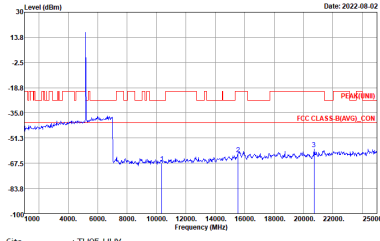
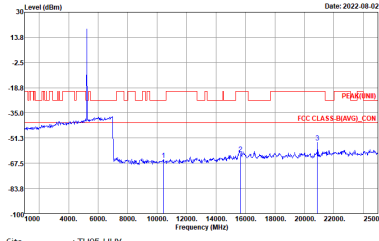


WIFI	UNII 1 5150~5250MHz Harmonic	
ANT	802.11ax HE20	
4	CH48 5240MHz	
Peak Avg.	<p>Site : TH05-HH-Y Condition : PEAK(UNII) ANT 6AIN=6.36 HORIZONTAL : RBW=1000.000KHz VBW=3000.000KHz</p>	Left blank



UNII 1 - 5150~5250MHz

WIFI 802.11ax HE20 Partial 26 (Harmonic)

WIFI	UNII 1 5150~5250MHz Harmonic	
ANT	802.11ax HE20 Partial 26	
4	Partial 26/0 CH36 5180MHz	Partial 26/4 CH44 5220MHz
<p>Peak Avg.</p>	 <p>Site : TH05-HH-Y Condition : PEAK(UNII) ANT 6AIN=6.36 HORIZONTAL : RBW:1000.000KHz VBW:3000.000KHz</p>	 <p>Site : TH05-HH-Y Condition : PEAK(UNII) ANT 6AIN=6.36 HORIZONTAL : RBW:1000.000KHz VBW:3000.000KHz</p>



WIFI	UNII 1 5150~5250MHz Harmonic	
ANT	802.11ax HE20 Partial 26	
4	Partial 26/8 CH48 5240MHz	
Peak Avg.	<p>Site : TH05-HHY Condition : PEAK(UNII) ANT 6AIN=6.36 HORIZONTAL : RBW:1000.000kHz VBW:3000.000kHz</p>	Left blank



UNII 1 - 5150~5250MHz

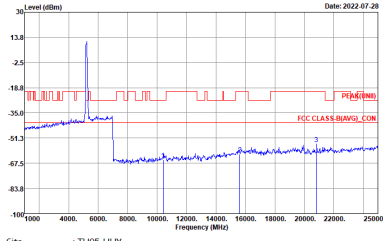
WIFI 802.11ax HE40 Full (Harmonic)

WIFI	UNII 1 5150~5250MHz Harmonic	
ANT	802.11ax HE40 Full	
4	CH38 5190MHz	CH46 5230MHz
Peak Avg.	<p>Site : TH05-HH-Y Condition : PEAK(UNII) ANT 6AIN=6.36 HORIZONTAL : RBW:1000.000KHz VBW:3000.000KHz</p>	<p>Site : TH05-HH-Y Condition : PEAK(UNII) ANT 6AIN=6.36 HORIZONTAL : RBW:1000.000KHz VBW:3000.000KHz</p>



UNII 1 - 5150~5250MHz

WIFI 802.11ax HE80 Full (Harmonic)

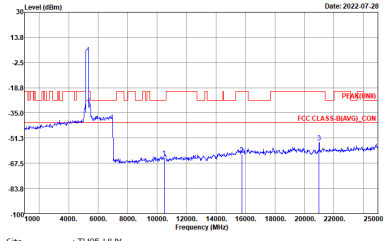
WIFI	UNII 1 5150~5250MHz Harmonic	
ANT	WIFI 802.11ax HE80 Full	
4	CH42 5210MHz	
Peak Avg.	 <p>Site : TH05-HH-Y Condition : PEAK[UNII] ANT GAIN=6.36 HORIZONTAL : RBW:1000.000KHz VBW:3000.000KHz</p>	Left blank





UNII 1 - 5150~5250MHz

WIFI 802.11ax HE160 Full (Harmonic)

WIFI	UNII 1 5150~5250MHz Harmonic	
ANT	802.11ax HE160 Full	
4	CH50 5250MHz	
Peak Avg.	 <p>Site : TH05-HH-Y Condition : PEAK[UNII] ANT 6AIN=6.43 HORIZONTAL : RBW:1000.000KHz VBW:3000.000KHz</p>	Left blank



UNII 2A - 5250~5350MHz

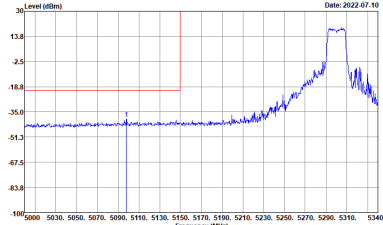
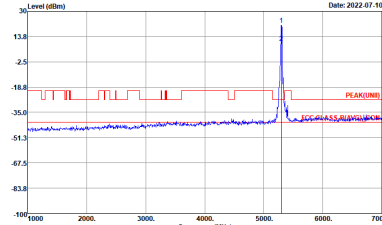
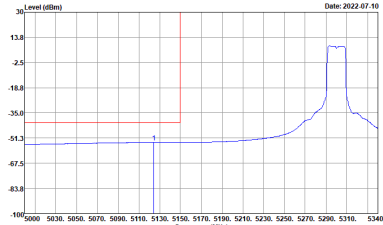
WIFI 802.11a (Band Edge)

WIFI	UNII 2A 5250~5350MHz Band Edge	
ANT	802.11a CH52 5260MHz - L	
4	CSE	Fundamental
Peak	<p>Site : TH05.HY Condition : FCC CLASS B_PK_BE ANT GAIN+6.43 HORIZONTAL Detector : Peak</p>	<p>Site : TH05.HY Condition : PEAK(LIM) ANT GAIN+6.43 HORIZONTAL Detector : Peak</p>
Avg.	<p>Site : TH05.HY Condition : FCC CLASS B_AVG_BE ANT GAIN+6.43 HORIZONTAL Detector : Peak</p>	Left blank



WIFI	UNII 2A 5250~5350MHz Band Edge	
ANT	802.11a CH52 5260MHz - R	
4	CSE	Fundamental
Peak	<p>Site : TH05.HY            Condition : FCC CLASS B_PK_BE ANT GAIN+6.43 HORIZONTAL            RBW: 1000.000kHz VBW: 3000.0000kHz            Detector : Peak</p>	Left blank
Avg.	<p>Site : TH05.HY            Condition : FCC CLASS B_AVG_BE ANT GAIN+6.43 HORIZONTAL            RBW: 1000.000kHz VBW: 0.0100kHz            Detector : Peak</p>	Left blank

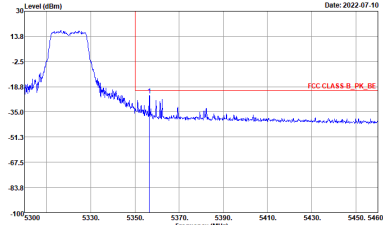
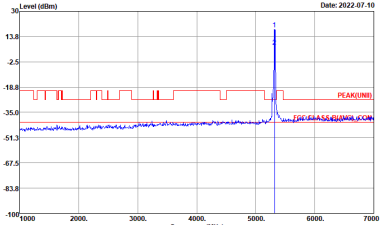
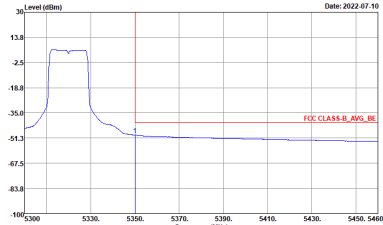


WIFI	UNII 2A 5250~5350MHz Band Edge	
ANT	802.11a CH60 5300MHz - L	
4	CSE	Fundamental
Peak	 <p>Date: 2022.07.10</p> <p>Site : TH05-HY Condition : FCC CLASS B_PN_BE ANT GAIN+4.3 HORIZONTAL Detector : REW:1000.000kHz VBW:3000.000kHz : Peak</p>	 <p>Date: 2022.07.10</p> <p>Site : TH05-HY Condition : PEAK(LIM) ANT GAIN+4.3 HORIZONTAL Detector : REW:1000.000kHz VBW:3000.000kHz : Peak</p>
Avg.	 <p>Date: 2022.07.10</p> <p>Site : TH05-HY Condition : FCC CLASS B_AVG_BE ANT GAIN+4.3 HORIZONTAL Detector : REW:1000.000kHz VBW:0.010kHz : Peak</p>	Left blank



WIFI	UNII 2A 5250~5350MHz Band Edge	
ANT	802.11a CH60 5300MHz - R	
4	CSE	Fundamental
Peak	<p>Site : TH05.HY Condition : FCC CLASS B_PK_BE ANT GAIN+6.43 HORIZONTAL RBW: 1000.000kHz VBW: 3000.0000kHz Detector : Peak</p>	Left blank
Avg.	<p>Site : TH05.HY Condition : FCC CLASS B_AVG_BE ANT GAIN+6.43 HORIZONTAL RBW: 1000.000kHz VBW: 0.0100kHz Detector : Peak</p>	Left blank



WIFI	UNII 2A 5250~5350MHz Band Edge	
ANT	802.11a CH64 5320MHz	
4	CSE	Fundamental
Peak	 <p>Date: 2022.07.10</p> <p>Site : TH05-HY Condition : FCC CLASS B_PK_BE ANT GAIN+4.3 HORIZONTAL Detector : Peak</p>	 <p>Date: 2022.07.10</p> <p>Site : TH05-HY Condition : PEAK(LIN) ANT GAIN+4.3 HORIZONTAL Detector : Peak</p>
Avg.	 <p>Date: 2022.07.10</p> <p>Site : TH05-HY Condition : FCC CLASS B_AVG_BE ANT GAIN+4.3 HORIZONTAL Detector : Peak</p>	Left blank



UNII 2A - 5250~5350MHz

WIFI 802.11ax HE20 Full (Band Edge)

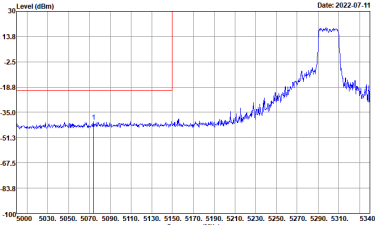
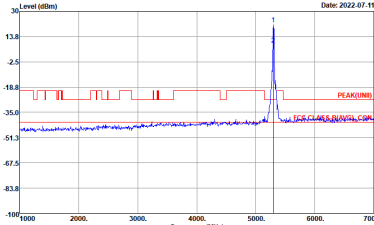
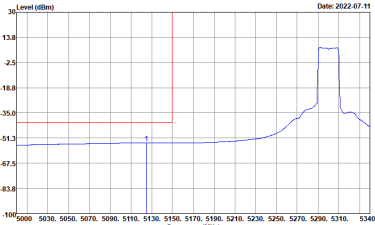
WIFI	UNII 2A 5250~5350MHz Band Edge	
ANT	802.11ax HE20 Full CH52 5260MHz - L	
4	CSE	Fundamental
Peak	<p>Site : TH05.HY Condition : FCC CLASS B_PK_BE ANT GAIN+6.43 HORIZONTAL Detector : Peak</p>	<p>Site : TH05.HY Condition : PEAK(LIM) ANT GAIN+6.43 HORIZONTAL Detector : Peak</p>
Avg.	<p>Site : TH05.HY Condition : FCC CLASS B_AVG_BE ANT GAIN+6.43 HORIZONTAL Detector : Peak</p>	Left blank



WIFI	UNII 2A 5250~5350MHz Band Edge	
ANT	802.11ax HE20 Full CH52 5260MHz - R	
4	CSE	Fundamental
<p><b>Peak</b></p>	<p>Site : TH05.HY            Condition : FCC CLASS B_PK_BE ANT GAIN+6.43 HORIZONTAL            RBW: 1000.000kHz VBW: 3000.0000kHz            Detector : Peak</p>	<p>Left blank</p>
<p><b>Avg.</b></p>	<p>Site : TH05.HY            Condition : FCC CLASS B_AVG_BE ANT GAIN+6.43 HORIZONTAL            RBW: 1000.000kHz VBW: 0.0100kHz            Detector : Peak</p>	<p>Left blank</p>



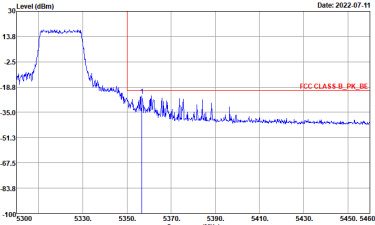
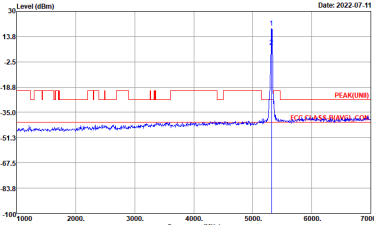
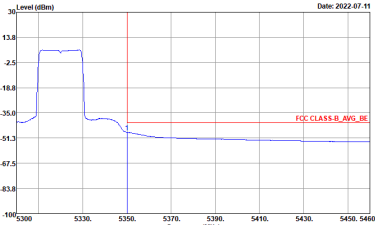


WIFI	UNII 2A 5250~5350MHz Band Edge	
ANT	802.11ax HE20 Full CH60 5300MHz - L	
4	CSE	Fundamental
Peak	 <p>Date: 2022-07-11</p> <p>Site : TH05-HY Condition : FCC CLASS B_PK_BE ANT GAIN+6.43 HORIZONTAL RBW: 1000.000kHz VBW: 3000.000kHz Detector : Peak</p>	 <p>Date: 2022-07-11</p> <p>Site : TH05-HY Condition : PEAK(LIM) ANT GAIN+6.43 HORIZONTAL RBW: 1000.000kHz VBW: 3000.000kHz Detector : Peak</p>
Avg.	 <p>Date: 2022-07-11</p> <p>Site : TH05-HY Condition : FCC CLASS B_AVG_BE ANT GAIN+6.43 HORIZONTAL RBW: 1000.000kHz VBW: 0.0100kHz Detector : Peak</p>	Left blank



WIFI	UNII 2A 5250~5350MHz Band Edge	
ANT	802.11ax HE20 Full CH60 5300MHz - R	
4	CSE	Fundamental
<p><b>Peak</b></p>	<p>Site : TH05-HY            Condition : FCC CLASS B_PK_BE ANT GAIN+6.43 HORIZONTAL            RBW: 1000.000kHz VBW: 3000.0000kHz            Detector : Peak</p>	<p>Left blank</p>
<p><b>Avg.</b></p>	<p>Site : TH05-HY            Condition : FCC CLASS B_AVG_BE ANT GAIN+6.43 HORIZONTAL            RBW: 1000.000kHz VBW: 0.0100kHz            Detector : Peak</p>	<p>Left blank</p>



WIFI	UNII 2A 5250~5350MHz Band Edge	
ANT	802.11ax HE20 Full CH64 5320MHz	
4	CSE	Fundamental
Peak	 <p>Site : TH05-HY Condition : FCC CLASS B_PK_BE ANT GAIN+6.43 HORIZONTAL Detector : Peak</p>	 <p>Site : TH05-HY Condition : PEAK(LIN) ANT GAIN+6.43 HORIZONTAL Detector : Peak</p>
Avg.	 <p>Site : TH05-HY Condition : FCC CLASS B_AVG_BE ANT GAIN+6.43 HORIZONTAL Detector : Peak</p>	Left blank



UNII 2A - 5250~5350MHz

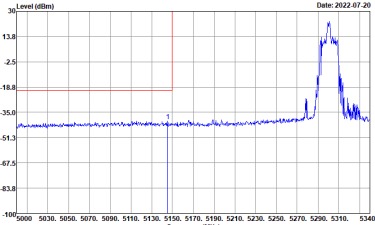
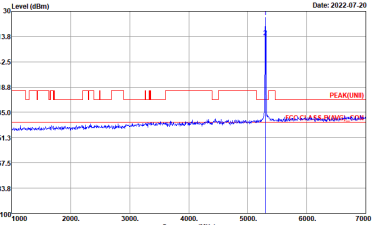
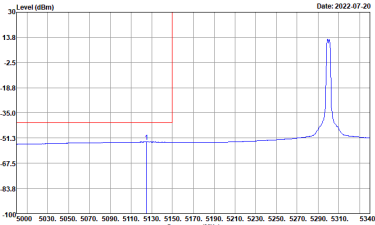
WIFI 802.11ax HE20 Partial 26 (Band Edge)

WIFI	UNII 2A 5250~5350MHz Band Edge	
ANT	802.11ax HE20 Partial 26/0 CH52 5260MHz - L	
4	CSE	Fundamental
Peak	<p>Site : TH05.HY Condition : FCC CLASS B_PK_BE ANT GAIN+6.43 HORIZONTAL Detector : Peak</p>	<p>Site : TH05.HY Condition : PEAK(LIM) ANT GAIN+6.43 HORIZONTAL Detector : Peak</p>
Avg.	<p>Site : TH05.HY Condition : FCC CLASS B_AVG_BE ANT GAIN+6.43 HORIZONTAL Detector : Peak</p>	Left blank



WIFI	UNII 2A 5250~5350MHz Band Edge	
ANT	802.11ax HE20 Partial 26/0 CH52 5260MHz - R	
4	CSE	Fundamental
<p><b>Peak</b></p>	<p>Site : TH05.HY            Condition : FCC CLASS B_PK_BE ANT GAIN+6.43 HORIZONTAL            RBW: 1000.000kHz VBW: 3000.0000kHz            Detector : Peak</p>	<p>Left blank</p>
<p><b>Avg.</b></p>	<p>Site : TH05.HY            Condition : FCC CLASS B_AVG_BE ANT GAIN+6.43 HORIZONTAL            RBW: 1000.000kHz VBW: 0.0100kHz            Detector : Peak</p>	<p>Left blank</p>

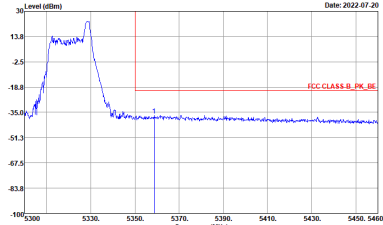
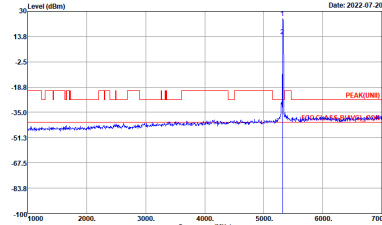
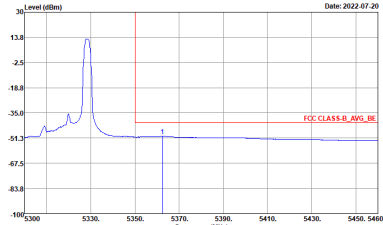


WIFI	UNII 2A 5250~5350MHz Band Edge	
ANT	802.11ax HE20 Partial 26/4 CH60 5300MHz - L	
4	CSE	Fundamental
Peak	 <p>Date: 2022.07.20</p> <p>Site : TH05-HY Condition : FCC CLASS B_PK_BE ANT GAIN+4.3 HORIZONTAL RBW: 1000.000kHz VBW: 3000.000kHz Detector : Peak</p>	 <p>Date: 2022.07.20</p> <p>Site : TH05-HY Condition : PEAK(LIN) ANT GAIN+4.3 HORIZONTAL RBW: 1000.000kHz VBW: 3000.000kHz Detector : Peak</p>
Avg.	 <p>Date: 2022.07.20</p> <p>Site : TH05-HY Condition : FCC CLASS B_AVG_BE ANT GAIN+4.3 HORIZONTAL RBW: 1000.000kHz VBW: 0.0100kHz Detector : Peak</p>	Left blank



WIFI	UNII 2A 5250~5350MHz Band Edge	
ANT	802.11ax HE20 Partial 26/4 CH60 5300MHz - R	
4	CSE	Fundamental
Peak	<p>Site : TH05-HY            Condition : FCC CLASS B_PK_BE ANT GAIN+6.43 HORIZONTAL            RBW: 1000.000kHz VBW: 3000.0000kHz            Detector : Peak</p>	Left blank
Avg.	<p>Site : TH05-HY            Condition : FCC CLASS B_AVG_BE ANT GAIN+6.43 HORIZONTAL            RBW: 1000.000kHz VBW: 0.0100kHz            Detector : Peak</p>	Left blank



WIFI	UNII 2A 5250~5350MHz Band Edge	
ANT	802.11ax HE20 Partial 26/8 CH64 5320MHz	
4	CSE	Fundamental
<p style="text-align: center;"><b>Peak</b></p>	 <p style="font-size: small;">Date: 2022.07.20 Level (dBm) 13.8 -2.5 -18.8 -35.0 -51.3 -67.5 -83.8 -100 5300 5330 5350 5370 5390 5410 5430 5450 5460 Frequency (MHz) Site : TH05-HY Condition : FCC CLASS B_PK_BE ANT GAIN+6.43 HORIZONTAL Detector : Peak RBW: 1000.000kHz VBW: 3000.000kHz</p>	 <p style="font-size: small;">Date: 2022.07.20 Level (dBm) 36 13.8 -2.5 -18.8 -35.0 -51.3 -67.5 -83.8 -100 1000 2000 3000 4000 5000 6000 7000 Frequency (MHz) Site : TH05-HY Condition : PEAK(LIN) ANT GAIN+6.43 HORIZONTAL Detector : Peak RBW: 1000.000kHz VBW: 3000.000kHz</p>
<p style="text-align: center;"><b>Avg.</b></p>	 <p style="font-size: small;">Date: 2022.07.20 Level (dBm) 13.8 -2.5 -18.8 -35.0 -51.3 -67.5 -83.8 -100 5300 5330 5350 5370 5390 5410 5430 5450 5460 Frequency (MHz) Site : TH05-HY Condition : FCC CLASS B_AVG_BE ANT GAIN+6.43 HORIZONTAL Detector : Peak RBW: 1000.000kHz VBW: 0.0100kHz</p>	<p style="text-align: center;">Left blank</p>





UNII 2A - 5250~5350MHz

WIFI 802.11ax HE20 Partial 52 (Band Edge)

WIFI	UNII 2A 5250~5350MHz Band Edge	
ANT	802.11ax HE20 Partial 52/40 CH64 5320MHz	
4	CSE	Fundamental
Peak	<p>Site : TH05.HY Condition : FCC CLASS-B_PK_BE ANT GAIN+6.43 HORIZONTAL RBW: 1000.000kHz VBW: 3000.000kHz Detector : Peak</p>	<p>Site : TH05.HY Condition : PEAK(LIM) ANT GAIN+6.43 HORIZONTAL RBW: 1000.000kHz VBW: 3000.000kHz Detector : Peak</p>
Avg.	<p>Site : TH05.HY Condition : FCC CLASS-B_AVG_BE ANT GAIN+6.43 HORIZONTAL RBW: 1000.000kHz VBW: 0.010kHz Detector : Peak</p>	Left blank



UNII 2A - 5250~5350MHz

WIFI 802.11ax HE20 Partial 106 (Band Edge)

WIFI	UNII 2A 5250~5350MHz Band Edge	
ANT	802.11ax HE20 Partial 106/54 CH64 5320MHz	
4	CSE	Fundamental
Peak	<p>Site : TH05.HY Condition : FCC CLASS-B_PK_BE ANT GAIN+6.43 HORIZONTAL Detector : Peak RBW: 1000.000kHz VBW: 3000.000kHz</p>	<p>Site : TH05.HY Condition : PEAK(LIM) ANT GAIN+6.43 HORIZONTAL Detector : Peak RBW: 1000.000kHz VBW: 3000.000kHz</p>
Avg.	<p>Site : TH05.HY Condition : FCC CLASS-B_AVG_BE ANT GAIN+6.43 HORIZONTAL Detector : Peak RBW: 1000.000kHz VBW: 0.010kHz</p>	Left blank



UNII 2A - 5250~5350MHz

WIFI 802.11ax HE20 Partial 242 (Band Edge)

WIFI	UNII 2A 5250~5350MHz Band Edge	
ANT	802.11ax HE20 Partial 242/61 CH64 5320MHz	
4	CSE	Fundamental
Peak	<p>Site : TH05.HY Condition : FCC CLASS-B_PK_BE ANT GAIN+6.43 HORIZONTAL RBW: 1000.000kHz VBW: 3000.000kHz Detector : Peak</p>	<p>Site : TH05.HY Condition : PEAK(LIM) ANT GAIN+6.43 HORIZONTAL RBW: 1000.000kHz VBW: 3000.000kHz Detector : Peak</p>
Avg.	<p>Site : TH05.HY Condition : FCC CLASS-B_AVG_BE ANT GAIN+6.43 HORIZONTAL RBW: 1000.000kHz VBW: 0.0100kHz Detector : Peak</p>	Left blank

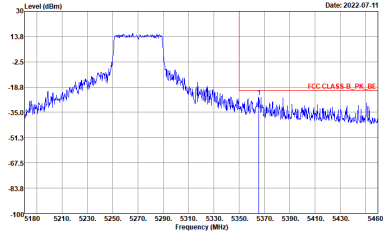
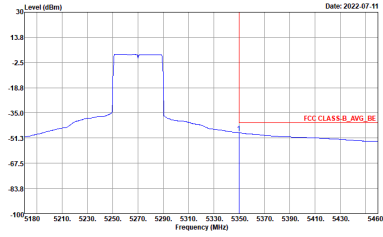


UNII 2A - 5250~5350MHzR

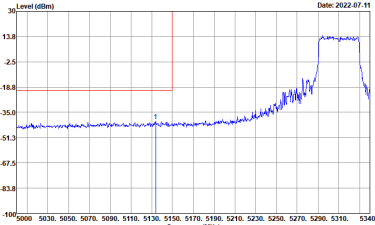
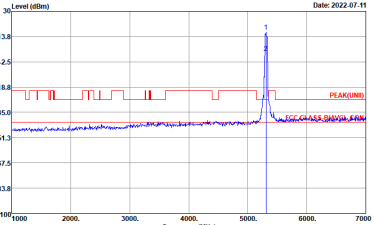
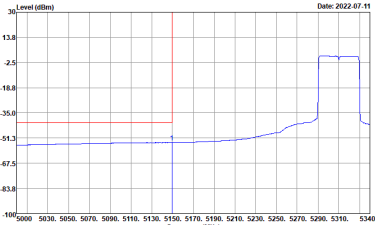
WIFI 802.11ax HE40 Full (Band Edge)

WIFI	UNII 2A 5250~5350MHz Band Edge	
ANT	802.11ax HE40 Full CH54 5270MHz - L	
4	CSE	Fundamental
Peak	<p>Site : TH05.HY Condition : FCC CLASS B_PK_BE ANT GAIN+6.43 HORIZONTAL Detector : Peak</p>	<p>Site : TH05.HY Condition : PEAK(LIM) ANT GAIN+6.43 HORIZONTAL Detector : Peak</p>
Avg.	<p>Site : TH05.HY Condition : FCC CLASS B_AVG_BE ANT GAIN+6.43 HORIZONTAL Detector : Peak</p>	Left blank

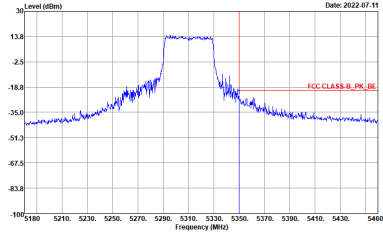
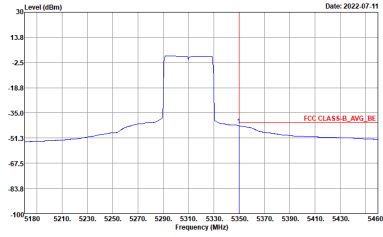


WIFI	UNII 2A 5250~5350MHz Band Edge	
ANT	802.11ax HE40 Full CH54 5270MHz - R	
4	CSE	Fundamental
Peak	 <p>Site : TH05 HY Condition : FCC CLASS B PK_BE ANT GAIN+6.43 HORIZONTAL RBW: 1000.000kHz VBW: 3000.0000kHz Detector : Peak</p>	Left blank
Avg.	 <p>Site : TH05 HY Condition : FCC CLASS B AVG_BE ANT GAIN+6.43 HORIZONTAL RBW: 1000.000kHz VBW: 0.0100kHz Detector : Peak</p>	Left blank



WIFI	UNII 2A 5250~5350MHz Band Edge	
ANT	802.11ax HE40 Full CH62 5310MHz - L	
4	CSE	Fundamental
Peak	 <p>Date: 2022-07-11</p> <p>Site : TH05-HY            Condition : FCC CLASS B_PK_BE ANT GAIN+6.43 HORIZONTAL            RBW: 1000.000kHz VBW: 3000.000kHz            Detector : Peak</p>	 <p>Date: 2022-07-11</p> <p>Site : TH05-HY            Condition : PEAK(LIM) ANT GAIN+6.43 HORIZONTAL            RBW: 1000.000kHz VBW: 3000.000kHz            Detector : Peak</p>
Avg.	 <p>Date: 2022-07-11</p> <p>Site : TH05-HY            Condition : FCC CLASS B_AVG_BE ANT GAIN+6.43 HORIZONTAL            RBW: 1000.000kHz VBW: 0.010kHz            Detector : Peak</p>	Left blank



WIFI	UNII 2A 5250~5350MHz Band Edge	
ANT	802.11ax HE40 Full CH62 5310MHz - R	
4	CSE	Fundamental
Peak	 <p>Site : TH05-HY Condition : FCC CLASS B_PK_BE ANT GAIN+6.43 HORIZONTAL RBW: 1000.000kHz VBW: 3000.0000kHz Detector : Peak</p>	Left blank
Avg.	 <p>Site : TH05-HY Condition : FCC CLASS B_AVG_BE ANT GAIN+6.43 HORIZONTAL RBW: 1000.000kHz VBW: 0.0100kHz Detector : Peak</p>	Left blank



UNII 2A - 5250~5350MHz

WIFI 802.11ax HE40 Partial 484 (Band Edge)

WIFI	UNII 2A 5250~5350MHz Band Edge	
ANT	802.11ax HE40 Partial 484/65 CH54 5270MHz - R	
4	CSE	Fundamental
Peak	<p>Site : TH05.HY Condition : FCC CLASS B_PK_BE ANT GAIN+6.43 HORIZONTAL RBW: 1000.000kHz VBW: 3000.000kHz Detector : Peak</p>	<p>Site : TH05.HY Condition : PEAK(LIM) ANT GAIN+6.43 HORIZONTAL RBW: 1000.000kHz VBW: 3000.000kHz Detector : Peak</p>
Avg.	<p>Site : TH05.HY Condition : FCC CLASS B_AVG_BE ANT GAIN+6.43 HORIZONTAL RBW: 1000.000kHz VBW: 0.0100kHz Detector : Peak</p>	Left blank





WIFI	UNII 2A 5250~5350MHz Band Edge	
ANT	802.11ax HE40 Partial 484/65 CH54 5270MHz - L	
4	CSE	Fundamental
Peak	<p>Site : TH05-HY Condition : FCC CLASS B_PK_BE ANT GAIN+6.43 HORIZONTAL RBW: 1000.000kHz VBW: 3000.0000kHz Detector : Peak</p>	Left blank
Avg.	<p>Site : TH05-HY Condition : FCC CLASS B_AVG_BE ANT GAIN+6.43 HORIZONTAL RBW: 1000.000kHz VBW: 0.0100kHz Detector : Peak</p>	Left blank



WIFI	UNII 2A 5250~5350MHz Band Edge	
ANT	802.11ax HE40 Partial 484/65 CH62 5310MHz - L	
4	CSE	Fundamental
Peak	<p>Date: 2022.07.21</p> <p>Site : TH05-HY            Condition : FCC CLASS B_AVG_BE ANT GAIN+6.43 HORIZONTAL            Detector : RBW:1000.000kHz VBW:0.010kHz            : Peak</p>	<p>Date: 2022.07.21</p> <p>Site : TH05-HY            Condition : PEAK(LIN) ANT GAIN+6.43 HORIZONTAL            Detector : RBW:1000.000kHz VBW:3000.000kHz            : Peak</p>
Avg.	<p>Date: 2022.07.21</p> <p>Site : TH05-HY            Condition : FCC CLASS B_PK_BE ANT GAIN+6.43 HORIZONTAL            Detector : RBW:1000.000kHz VBW:3000.000kHz            : Peak</p>	Left blank



WIFI	UNII 2A 5250~5350MHz Band Edge	
ANT	802.11ax HE40 Partial 484/65 CH62 5310MHz - R	
4	CSE	Fundamental
<p><b>Peak</b></p>	<p>Site : TH05-HY            Condition : FCC CLASS B_PK_BE ANT GAIN+6.43 HORIZONTAL            RBW: 1000.000kHz VBW: 3000.0000kHz            Detector : Peak</p>	<p>Left blank</p>
<p><b>Avg.</b></p>	<p>Site : TH05-HY            Condition : FCC CLASS B_AVG_BE ANT GAIN+6.43 HORIZONTAL            RBW: 1000.000kHz VBW: 0.0100kHz            Detector : Peak</p>	<p>Left blank</p>

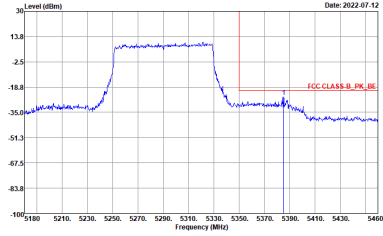
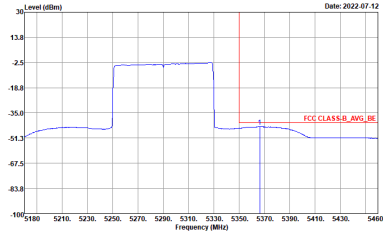


UNII 2A - 5250~5350MHz

WIFI 802.11ax HE80 Full (Band Edge)

WIFI	UNII 2A 5250~5350MHz Band Edge	
ANT	802.11ax HE80 Full CH58 5290MHz - L	
4	CSE	Fundamental
Peak	<p>Date: 2022-07-12</p> <p>Site : TH05-HY Condition : FCC CLASS B_PK_BE ANT GAIN+6.43 HORIZONTAL Detector : Peak</p>	<p>Date: 2022-07-12</p> <p>Site : TH05-HY Condition : PEAK(LIN) ANT GAIN+6.43 HORIZONTAL Detector : Peak</p>
Avg.	<p>Date: 2022-07-12</p> <p>Site : TH05-HY Condition : FCC CLASS B_AVG_BE ANT GAIN+6.43 HORIZONTAL Detector : Peak</p>	Left blank



WIFI	UNII 2A 5250~5350MHz Band Edge	
ANT	802.11ax HE80 Full CH58 5290MHz - R	
4	CSE	Fundamental
<p><b>Peak</b></p>	 <p>Site : TH05.HY            Condition : FCC CLASS B PK_BE ANT GAIN+6.43 HORIZONTAL            RBW: 1000.000kHz VBW: 3000.0000kHz            Detector : Peak</p>	<p>Left blank</p>
<p><b>Avg.</b></p>	 <p>Site : TH05.HY            Condition : FCC CLASS B AVG_BE ANT GAIN+6.43 HORIZONTAL            RBW: 1000.000kHz VBW: 0.0100kHz            Detector : Peak</p>	<p>Left blank</p>

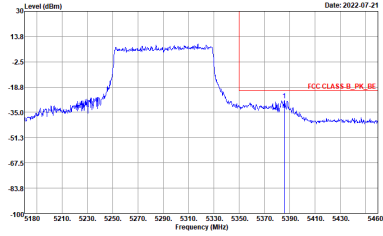
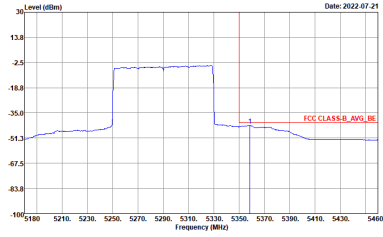


UNII 2A - 5250~5350MHz

WIFI 802.11ax HE80 Partial 996 (Band Edge)

WIFI	UNII 2A 5250~5350MHz Band Edge	
ANT	802.11ax HE80 Partial 996/67 CH58 5290MHz - L	
4	CSE	Fundamental
Peak	<p>Site : TH05.HY Condition : FCC CLASS B_PK_BE ANT GAIN+6.43 HORIZONTAL RBW: 1000.000kHz VBW: 3000.000kHz Detector : Peak</p>	<p>Site : TH05.HY Condition : PEAK(LIM) ANT GAIN+6.43 HORIZONTAL RBW: 1000.000kHz VIEW: 3000.000kHz Detector : Peak</p>
Avg.	<p>Site : TH05.HY Condition : FCC CLASS B_AVG_BE ANT GAIN+6.43 HORIZONTAL RBW: 1000.000kHz VBW: 0.0100kHz Detector : Peak</p>	Left blank



WIFI	UNII 2A 5250~5350MHz Band Edge	
ANT	802.11ax HE80 Partial 996/67 CH58 5290MHz - R	
4	CSE	Fundamental
Peak	 <p>Site : TH05-HY Condition : FCC CLASS B_PK_BE ANT GAIN+6.43 HORIZONTAL RBW: 1000.000kHz VBW: 3000.0000kHz Detector : Peak</p>	Left blank
Avg.	 <p>Site : TH05-HY Condition : FCC CLASS B_AVG_BE ANT GAIN+6.43 HORIZONTAL RBW: 1000.000kHz VBW: 0.0100kHz Detector : Peak</p>	Left blank



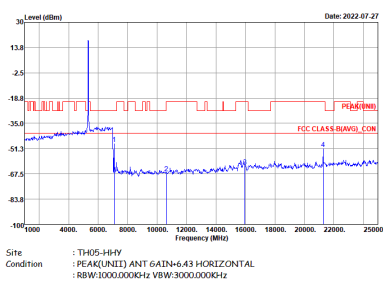
UNII 2A - 5250~5350MHz

WIFI 802.11a (Harmonic)

WIFI	UNII 2A 5250~5350MHz Harmonic	
ANT	802.11a	
4	CH52 5260MHz	CH60 5300MHz
Peak Avg.	<p>Site : TH05-HHY Condition : PEAK(UNII) ANT GAIN=6.43 HORIZONTAL : RBW:1000.000KHz VBW:3000.000KHz</p>	<p>Site : TH05-HHY Condition : PEAK(UNII) ANT GAIN=6.43 HORIZONTAL : RBW:1000.000KHz VBW:3000.000KHz</p>





WIFI	UNII 2A 5250~5350MHz Harmonic	
ANT	802.11a	
4	CH64 5320MHz	
Peak Avg.	 <p>Site : TH05-HHY Condition : PEAK(UNII) ANT 6AIN=6.43 HORIZONTAL : RBW:1000.000KHz VSW:3000.000KHz</p>	Left blank



UNII 2A - 5250~5350MHz

WIFI 802.11ax HE20 Full (Harmonic)

WIFI	UNII 2A 5250~5350MHz Harmonic	
ANT	802.11ax HE20 Full	
4	CH52 5260MHz	CH60 5300MHz
Peak Avg.	<p>Site : TH05-HHY Condition : PEAK(UNII) ANT 6AIN=6.43 HORIZONTAL : RBW:1000.000KHz VBW:3000.000KHz</p>	<p>Site : TH05-HHY Condition : PEAK(UNII) ANT 6AIN=6.43 HORIZONTAL : RBW:1000.000KHz VBW:3000.000KHz</p>



WIFI	UNII 2A 5250~5350MHz Harmonic	
ANT	802.11ax HE20 Full	
4	CH64 5320MHz	
Peak Avg.	<p>Site : TH05-HHY Condition : PEAK(UNII) ANT 6AIN=6.43 HORIZONTAL : RBW:1000.000KHz VBW:3000.000KHz</p>	Left blank



UNII 2A - 5250~5350MHz

WIFI 802.11ax HE20 Partial 26 (Harmonic)

WIFI	UNII 2A 5250~5350MHz Harmonic	
ANT	802.11ax HE20 Partial 26	
4	Partial 26/0 CH52 5260MHz	Partial 26/4 CH60 5300MHz
<p>Peak Avg.</p>	<p>Site : TH05-HHY Condition : PEAK(UNII) ANT 6AIN=6.43 HORIZONTAL : RBW:1000.000KHz VBW:3000.000KHz</p>	<p>Site : TH05-HHY Condition : PEAK(UNII) ANT 6AIN=6.43 HORIZONTAL : RBW:1000.000KHz VBW:3000.000KHz</p>



WIFI	UNII 2A 5250~5350MHz Harmonic	
ANT	802.11ax HE20 Partial 26	
4	Partial 26/8 CH64 5320MHz	
Peak Avg.	<p>Site : TH05-HHY Condition : PEAK(UNII) ANT 6AIN=6.43 HORIZONTAL : RBW:1000.000KHz VBW:3000.000KHz</p>	Left blank



UNII 2A - 5250~5350MHz

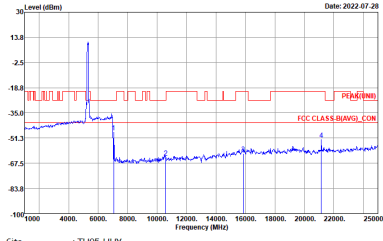
WIFI 802.11ax HE40 Full (Harmonic)

WIFI	UNII 2A 5250~5350MHz Harmonic	
ANT	802.11ax HE40 Full	
4	CH54 5270MHz	CH62 5310MHz
Peak Avg.	<p>Site : TH05-HHY Condition : PEAK(UNII) ANT 6AIN=6.43 HORIZONTAL : RBW:1000.000KHz VBW:3000.000KHz</p>	<p>Site : TH05-HHY Condition : PEAK(UNII) ANT 6AIN=6.43 HORIZONTAL : RBW:1000.000KHz VBW:3000.000KHz</p>



UNII 2A - 5250~5350MHz

WIFI 802.11ax HE80 Full (Harmonic)

<b>WIFI</b>	<b>UNII 2A 5250~5350MHz Harmonic</b>	
<b>ANT</b>	<b>802.11ax HE80 Full</b>	
<b>4</b>	<b>CH58 5290MHz</b>	
<b>Peak Avg.</b>	 <p>Site : TH05-HH-Y Condition : PEAK(UNII) ANT 6AIN=6.43 HORIZONTAL : RBW:1000.000KHz VBW:3000.000KHz</p>	Left blank



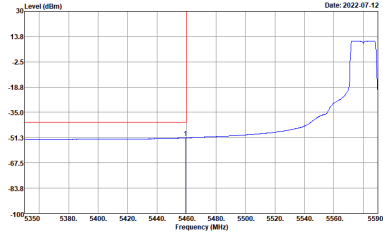
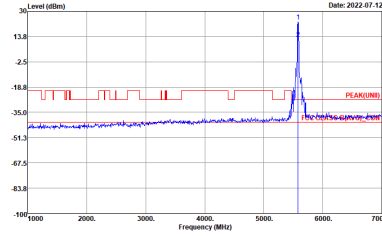
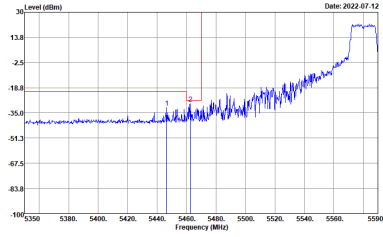
UNII 2C - 5470~5725MHz

WIFI 802.11a (Band Edge)

WIFI	UNII 2C 5470~5725MHz Band Edge	
ANT	802.11a CH100 5500MHz	
4	CSE	Fundamental
Peak	<p>Site : TH05.HY Condition : PEAK_BE(LIN)_E3 ANT GAIN+7.82 HORIZONTAL Detector : Peak</p>	<p>Site : TH05.HY Condition : PEAK(LIN) ANT GAIN+7.82 HORIZONTAL Detector : Peak</p>
Avg.	<p>Site : TH05.HY Condition : AVG_BE(LIN)_E3 ANT GAIN+7.82 HORIZONTAL Detector : Peak</p>	Left blank





WIFI	UNII 2C 5470~5725MHz Band Edge	
ANT	802.11a CH116 5580MHz - L	
4	CSE	Fundamental
Peak	 <p>Date: 2022.07.12</p> <p>Site : TH05-HY Condition : AVG_BE(LIN)_B3 ANT GAIN+7.82 HORIZONTAL SFW: 1000.000kHz VBW: 0.010kHz Detector : Peak</p>	 <p>Date: 2022.07.12</p> <p>Site : TH05-HY Condition : PEAK(LIN) ANT GAIN+7.82 HORIZONTAL SFW: 1000.000kHz VBW: 3000.000kHz Detector : Peak</p>
Avg.	 <p>Date: 2022.07.12</p> <p>Site : TH05-HY Condition : PEAK_BE(LIN)_B3 ANT GAIN+7.82 HORIZONTAL SFW: 1000.000kHz VBW: 3000.000kHz Detector : Peak</p>	Left blank



WIFI	UNII 2C 5470~5725MHz Band Edge	
ANT	802.11a CH116 5580MHz - R	
4	CSE	Fundamental
Peak	<p>Site : TH05.HY Condition : PEAK_BE(LN1)_E3 ANT GAIN+7.82 HORIZONTAL RBW: 1000.0000 Hz VBW: 3000.0000 Hz Detector : Peak</p>	Left blank



WIFI	UNII 2C 5470~5725MHz Band Edge	
ANT	802.11a CH140 5700MHz	
4	CSE	Fundamental
Peak	<p>Site : TH05-HY Condition : PEAK_BE(UNI)_B3 ANT GAIN+7.82 HORIZONTAL Detector : RBW 1000.0000Hz VIEW 3000.0000Hz</p>	<p>Site : TH05-HY Condition : PEAK(UNI) ANT GAIN+7.82 HORIZONTAL Detector : RBW 1000.0000Hz VIEW 3000.0000Hz</p>

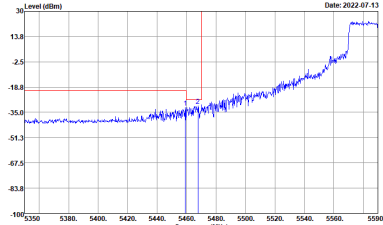
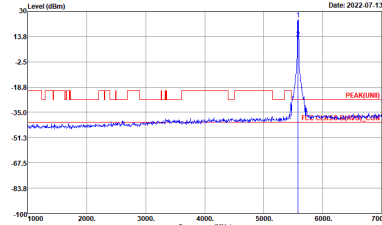
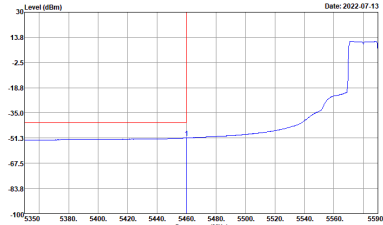


UNII 2C - 5470~5725MHz

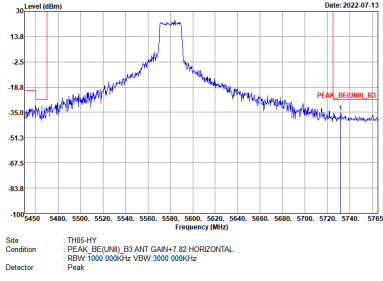
WIFI 802.11ax HE20 Full (Band Edge)

WIFI	UNII 2C 5470~5725MHz Band Edge	
ANT	802.11ax HE20 Full CH100 5500MHz	
4	CSE	Fundamental
Peak	<p>Site : TH05-HY Condition : PEAK_BE(LIN)_E3 ANT GAIN+7.82 HORIZONTAL Detector : Peak</p>	<p>Site : TH05-HY Condition : PEAK(LIN) ANT GAIN+7.82 HORIZONTAL Detector : Peak</p>
Avg.	<p>Site : TH05-HY Condition : AVG_BE(LIN)_E3 ANT GAIN+7.82 HORIZONTAL Detector : Peak</p>	Left blank

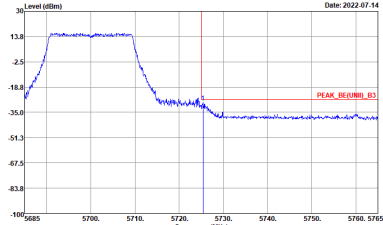
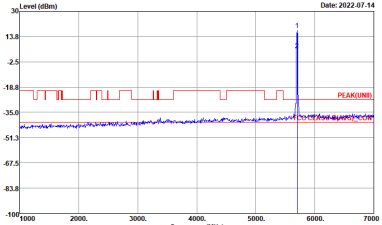


WIFI	UNII 2C 5470~5725MHz Band Edge	
ANT	802.11ax HE20 Full CH116 5580MHz - L	
4	CSE	Fundamental
Peak	 <p>Date: 2022.07.13</p> <p>Site : TH05-HY            Condition : PEAK_BE(UNII)_B3 ANT GAIN+7.82 HORIZONTAL            Detector : RBW:1000.000kHz VBW:3000.000kHz            : Peak</p>	 <p>Date: 2022.07.13</p> <p>Site : TH05-HY            Condition : PEAK(UNII) ANT GAIN+7.82 HORIZONTAL            Detector : RBW:1000.000kHz VBW:3000.000kHz            : Peak</p>
Avg.	 <p>Date: 2022.07.13</p> <p>Site : TH05-HY            Condition : AVG_BE(UNII)_B3 ANT GAIN+7.82 HORIZONTAL            Detector : RBW:1000.000kHz VBW:0.010kHz            : Peak</p>	Left blank



WIFI	UNII 2C 5470~5725MHz Band Edge	
ANT	802.11ax HE20 Full CH116 5580MHz - R	
4	CSE	Fundamental
Peak		Left blank



WIFI	UNII 2C 5470~5725MHz Band Edge	
ANT	802.11ax HE20 Full CH140 5700MHz	
4	CSE	Fundamental
Peak	 <p>Site : TH05-HY          Condition : PEAK_BE(UNI)_B3 ANT GAIN+7.82 HORIZONTAL          Detector : RBW: 1000.0000Hz VIEW: 3000.0000Hz</p>	 <p>Site : TH05-HY          Condition : PEAK(UNI) ANT GAIN+7.82 HORIZONTAL          Detector : RBW: 1000.0000Hz VIEW: 3000.0000Hz</p>



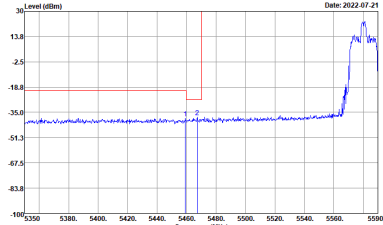
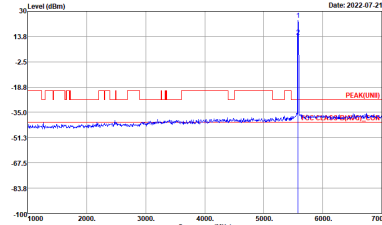
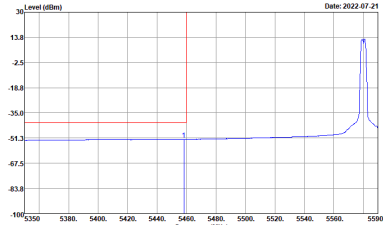
UNII 2C - 5470~5725MHz

WIFI 802.11ax HE20 Partial 26 (Band Edge)

WIFI	UNII 2C 5470~5725MHz Band Edge	
ANT	802.11ax HE20 Partial 26/0 CH100 5500MHz	
4	CSE	Fundamental
Peak	<p>Site : TH05.HY Condition : PEAK_BE(LIN)_E3 ANT GAIN+7.82 HORIZONTAL Detector : Peak</p>	<p>Site : TH05.HY Condition : PEAK(LIN) ANT GAIN+7.82 HORIZONTAL Detector : Peak</p>
Avg.	<p>Site : TH05.HY Condition : AVG_BE(LIN)_E3 ANT GAIN+7.82 HORIZONTAL Detector : Peak</p>	Left blank



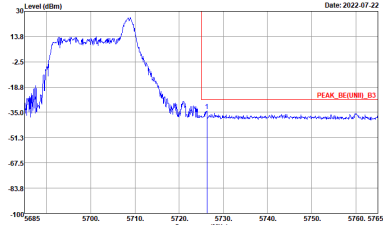
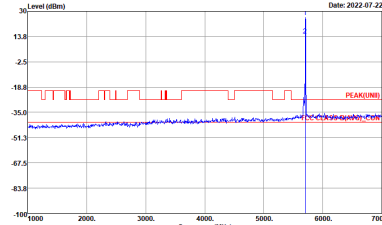


WIFI	UNII 2C 5470~5725MHz Band Edge	
ANT	802.11ax HE20 Partial 26/4 CH116 5580MHz - L	
4	CSE	Fundamental
Peak	 <p>Date: 2022.07.21</p> <p>Site : TH05-HY            Condition : PEAK_BE(UNII)_B3 ANT GAIN+7.82 HORIZONTAL            RBW: 1000.000kHz VBW: 3000.000kHz            Detector : Peak</p>	 <p>Date: 2022.07.21</p> <p>Site : TH05-HY            Condition : PEAK(UNII) ANT GAIN+7.82 HORIZONTAL            RBW: 1000.000kHz VBW: 3000.000kHz            Detector : Peak</p>
Avg.	 <p>Date: 2022.07.21</p> <p>Site : TH05-HY            Condition : AVG_BE(UNII)_B3 ANT GAIN+7.82 HORIZONTAL            RBW: 1000.000kHz VBW: 0.0100kHz            Detector : Peak</p>	Left blank



WIFI	UNII 2C 5470~5725MHz Band Edge	
ANT	802.11ax HE20 Partial 26/4 CH116 5580MHz - R	
4	CSE	Fundamental
Peak	<p>Site : TH05.HY Condition : PEAK_BE(LNLI)_E3 ANT GAIN+7.82 HORIZONTAL RBW: 1000.0000 Hz; VBW: 3000.0000 Hz Detector : Peak</p>	Left blank



WIFI	UNII 2C 5470~5725MHz Band Edge	
ANT	802.11ax HE20 Partial 26/8 CH140 5700MHz	
4	CSE	Fundamental
Peak	 <p>Site : TH05-HY          Condition : PEAK_BE(LIN)_B3 ANT GAIN+7.82 HORIZONTAL          Detector : RBW 1000.0000Hz VIEW 3000.0000Hz</p>	 <p>Site : TH05-HY          Condition : PEAK(LIN) ANT GAIN+7.82 HORIZONTAL          Detector : RBW 1000.0000Hz VIEW 3000.0000Hz</p>



UNII 2C - 5470~5725MHz

WIFI 802.11ax HE20 Partial 52 (Band Edge)

WIFI	UNII 2C 5470~5725MHz Band Edge	
ANT	802.11ax HE20 Partial 52/37 CH100 5500MHz	
4	CSE	Fundamental
Peak		
Avg.		Left blank



WIFI	UNII 2C 5470~5725MHz Band Edge	
ANT	802.11ax HE20 Partial 52/40 CH140 5700MHz	
4	CSE	Fundamental
Peak	<p>Site : TH05-HY Condition : PEAK_BE(LIN)_B3 ANT GAIN+7.82 HORIZONTAL Detector : RBW:1000.0000Hz VBW:3000.0000Hz</p>	<p>Site : TH05-HY Condition : PEAK(LIN) ANT GAIN+7.82 HORIZONTAL Detector : RBW:1000.0000Hz VBW:3000.0000Hz</p>

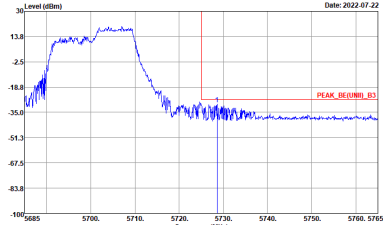
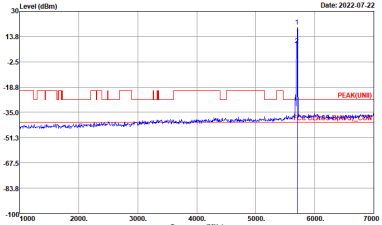


UNII 2C - 5470~5725MHz

WIFI 802.11ax HE20 Partial 106 (Band Edge)

WIFI	UNII 2C 5470~5725MHz Band Edge	
ANT	802.11ax HE20 Partial 106/53 CH100 5500MHz	
4	CSE	Fundamental
Peak	<p>Date: 2022-07-21</p> <p>Site : TH05-HY Condition : PEAK_BE(UNII)_E3 ANT GAIN+7.82 HORIZONTAL Detector : Peak</p>	<p>Date: 2022-07-21</p> <p>Site : TH05-HY Condition : PEAK(UNII) ANT GAIN+7.82 HORIZONTAL Detector : Peak</p>
Avg.	<p>Date: 2022-07-21</p> <p>Site : TH05-HY Condition : AVG_BE(UNII)_E3 ANT GAIN+7.82 HORIZONTAL Detector : Peak</p>	Left blank



WIFI	UNII 2C 5470~5725MHz Band Edge	
ANT	802.11ax HE20 Partial 106/54 CH140 5700MHz	
4	CSE	Fundamental
Peak	 <p>Site : TH05-HY Condition : PEAK_BE(LIN)_B3 ANT GAIN+7.82 HORIZONTAL Detector : RBW: 1000.0000Hz VIEW: 3000.0000Hz</p>	 <p>Site : TH05-HY Condition : PEAK(LIN) ANT GAIN+7.82 HORIZONTAL Detector : RBW: 1000.0000Hz VIEW: 3000.0000Hz</p>



UNII 2C - 5470~5725MHz

WIFI 802.11ax HE20 Partial 242 (Band Edge)

WIFI	UNII 2C 5470~5725MHz Band Edge	
ANT	802.11ax HE20 Partial 242/61 CH100 5500MHz	
4	CSE	Fundamental
Peak	<p>Date: 2022-07-21</p> <p>Site : TH05-HY Condition : PEAK_BE(LIN)_E3 ANT GAIN+7.82 HORIZONTAL Detector : Peak</p>	<p>Date: 2022-07-21</p> <p>Site : TH05-HY Condition : PEAK(LIN) ANT GAIN+7.82 HORIZONTAL Detector : Peak</p>
Avg.	<p>Date: 2022-07-21</p> <p>Site : TH05-HY Condition : AVG_BE(LIN)_E3 ANT GAIN+7.82 HORIZONTAL Detector : Peak</p>	Left blank



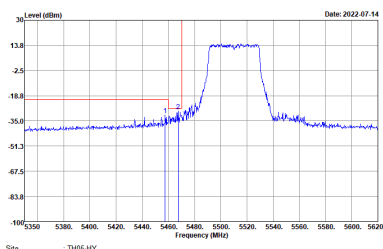
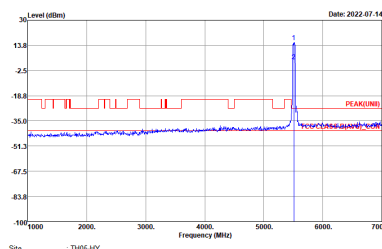
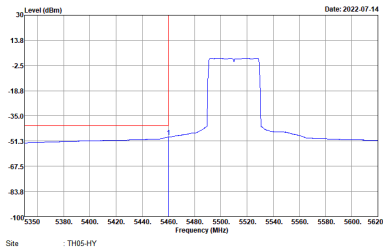


WIFI	UNII 2C 5470~5725MHz Band Edge	
ANT	802.11ax HE20 Partial 242/61 CH140 5700MHz	
4	CSE	Fundamental
Peak	<p>Site : TH05-HY Condition : PEAK_BE(LIN)_B3 ANT GAIN+7.82 HORIZONTAL Detector : RBW 1000.0000Hz VIEW 3000.0000Hz</p>	<p>Site : TH05-HY Condition : PEAK(LIN) ANT GAIN+7.82 HORIZONTAL Detector : RBW 1000.0000Hz VIEW 3000.0000Hz</p>

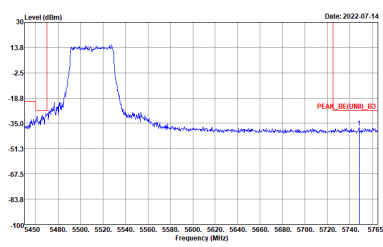


UNII 2C - 5470~5725MHz

WIFI 802.11ax HE40 Full (Band Edge)

WIFI	UNII 2C 5470~5725MHz Band Edge	
ANT	802.11ax HE40 Full CH102 5510MHz - L	
4	CSE	Fundamental
Peak	 <p>Site : TH05.HY Condition : PEAK_BE(LIN)_E3 ANT GAIN+7.82 HORIZONTAL Detector : Peak</p>	 <p>Site : TH05.HY Condition : PEAK(LIN) ANT GAIN+7.82 HORIZONTAL Detector : Peak</p>
Avg.	 <p>Site : TH05.HY Condition : AVG_BE(LIN)_E3 ANT GAIN+7.82 HORIZONTAL Detector : Peak</p>	Left blank



WIFI	UNII 2C 5470~5725MHz Band Edge	
ANT	802.11ax HE40 Full CH102 5510MHz - R	
4	CSE	Fundamental
Peak	 <p>Site : TH05 HY Condition : PEAK_BE(LN1)_E3 ANT GAIN+7.82 HORIZONTAL Detector : RBW:1000.0000Hz VBW:3000.0000Hz Date: 2022-07-14</p>	Left blank