



FCC RADIO TEST REPORT

FCC ID : J9CQCARD7280N2
Equipment : QCARD7280
Brand Name : Qualcomm
Model Name : QCARD7280N2
Applicant : Qualcomm Technologies, Inc.
5775 Morehouse Drive, San Diego,
California 92121, United State
Manufacturer : Qualcomm Semiconductor Limited
No. 16-1 Zhanye 2nd Rd. East District
Hsinchu City, 300091 (Taiwan)
Standard : FCC 47 CFR Part 2, 22(H), 24(E), 27

The product was received on Feb. 09, 2022 and testing was performed from Mar. 24, 2022 to Aug. 05, 2022. We, Sporton International Inc. EMC & Wireless Communications Laboratory, would like to declare that the tested sample has been evaluated in accordance with the test procedures given in ANSI / TIA-603-E and has been in compliance with the applicable technical standards.

The test results in this report apply exclusively to the tested model / sample. Without written approval from Sporton International Inc. EMC & Wireless Communications Laboratory, the test report shall not be reproduced except in full.

Louis Wu

Approved by: Louis Wu

Sporton International Inc. EMC & Wireless Communications Laboratory

No. 52, Huaya 1st Rd., Guishan Dist., Taoyuan City 333, Taiwan (R.O.C.)



Table of Contents

History of this test report..... 3

Summary of Test Result..... 4

1 General Description 6

 1.1 Product Feature of Equipment Under Test..... 6

 1.2 Modification of EUT 7

 1.3 Testing Location 7

 1.4 Applicable Standards..... 7

2 Test Configuration of Equipment Under Test 8

 2.1 Test Mode..... 8

 2.2 Connection Diagram of Test System..... 14

 2.3 Support Unit used in test configuration and system 14

 2.4 Measurement Results Explanation Example..... 14

 2.5 Frequency List of Low/Middle/High Channels 15

3 Conducted Test Items..... 26

 3.1 Measuring Instruments 26

 3.2 Conducted Output Power and ERP/EIRP 27

 3.3 Peak-to-Average Ratio 28

 3.4 Occupied Bandwidth..... 29

 3.5 Conducted Band Edge 30

 3.6 Conducted Spurious Emission 32

 3.7 Frequency Stability 33

4 Radiated Test Items 34

 4.1 Measuring Instruments 34

 4.2 Radiated Spurious Emission Measurement 36

5 List of Measuring Equipment..... 37

6 Uncertainty of Evaluation..... 38

Appendix A. Test Results of Conducted Test

Appendix B. Test Results of Radiated Test

Appendix C. Test Setup Photographs



History of this test report

Report No.	Version	Description	Issue Date
FG1N1011B	01	Initial issue of report	Aug. 16, 2022
FG1N1011B	02	Revise Test Mode	Aug. 22, 2022



Summary of Test Result

Report Clause	Ref Std. Clause	Test Items	Result (PASS/FAIL)	Remark
3.2	§2.1046	Conducted Output Power	Reporting only	-
	§22.913 (a)(5)	Effective Radiated Power (Band 5) (Band 26)	Pass	
	§27.50 (b)(10) §27.50 (c)(10)	Effective Radiated Power (Band 12) (Band 13) (Band 71)		
	§24.232 (c) §27.50 (h)(2)	Equivalent Isotropic Radiated Power (Band 2) (Band 25) (Band 38) (Band 41)		
	§27.50 (d)(4)	Equivalent Isotropic Radiated Power (Band 4) (Band 66)		
3.3	§24.232 (d) §27.50 (d)(5)	Peak-to-Average Ratio	Pass	-
3.4	§2.1049	Occupied Bandwidth	Reporting only	-
3.5	§2.1051 §22.917 (a) §24.238 (a) §27.53 (c)(2)(4) §27.53 (g) §27.53 (h)	Conducted Band Edge Measurement (Band 2) (Band 4) (Band 5) (Band 12) (Band 13) (Band 25) (Band 26) (Band 66) (Band 71)	Pass	-
	§2.1051 §27.53 (m)(4)	Conducted Band Edge Measurement (Band 38) (Band 41)		
3.6	§2.1051 §22.917 (a) §24.238 (a) §27.53 (c)(2) §27.53 (g) §27.53 (h)	Conducted Spurious Emission (Band 2) (Band 4) (Band 5) (Band 12) (Band 13) (Band 25) (Band 26) (Band 66) (Band 71)	Pass	-
	§2.1051 §27.53 (m)(4)	Conducted Spurious Emission (Band 38) (Band 41)		
3.7	§2.1055 §22.355 §24.235 §27.54	Frequency Stability Temperature & Voltage	Pass	-



Report Clause	Ref Std. Clause	Test Items	Result (PASS/FAIL)	Remark
4.2	§2.1053 §22.917 (a) §24.238 (a) §27.53 (c)(2) §27.53 (f) §27.53 (g) §27.53 (h)	Radiated Spurious Emission (Band 2) (Band 4) (Band 5) (Band 12) (Band 13) (Band 25) (Band 26) (Band 66) (Band 71)	Pass	21.40 dB under the limit at 1559.000 MHz
	§2.1051 §27.53 (m)(4)	Radiated Spurious Emission (Band 38) (Band 41)		

Declaration of Conformity:

1. The test results (PASS/FAIL) with all measurement uncertainty excluded are presented in accordance with the regulation limits or requirements declared by manufacturers.
It's means measurement values may risk exceeding the limit of regulation standards, if measurement uncertainty is include in test results.
2. The measurement uncertainty please refer to report "Uncertainty of Evaluation".

Comments and Explanations:

The product specifications of the EUT presented in the report are declared by the manufacturer who shall take full responsibility for the authenticity.

Reviewed by: Avis Chuang

Report Producer: Rachel Hsieh



1 General Description

1.1 Product Feature of Equipment Under Test

WCDMA/LTE/5G NR, Bluetooth, Wi-Fi 2.4GHz 802.11b/g/n/ac/ax, Wi-Fi 5GHz 802.11a/n/ac/ax, and Wi-Fi 6GHz 802.11a/n/ac/ax.

WWAN Antenna Information			
Main Antenna_CFG0		Diversity Antenna_CFG1	
Ant 0	WCDMA : 5 LTE : 5/12/13/14/26/71 NR : 5/71	Ant 0	WCDMA : 2/4 LTE : 2/4/25/30/38/41/48/66 NR : 2/25/38/41/48/66/77
Ant 2	WCDMA : 2/4 LTE : 2/4/25/30/38/41/66 NR : 2/25/38/41/66	Ant 2	NR : 70
Ant 3	LTE : 48 NR : 48/77/70	Ant 0+1	NR : 41/48/77 UL MIMO
Ant 2+3	NR : 41 UL MIMO		
Ant 3+1	NR : 48/77 UL MIMO		
Diversity Antenna_CFG2		Diversity Antenna_CFG3	
Ant 1	WCDMA : 2/4 LTE : 2/4/25/30/38/41/48/66 NR : 2/25/38/41/48/66/77	Ant 2	LTE : 48 NR : 48/77
		Ant 3	WCDMA : 2/4 LTE : 2/4/25/30/38/41/66 NR : 2/25/38/41/66
Ant 1+0	NR : 41 UL MIMO	Ant 3+2	NR : 41 UL MIMO
Ant 1+3	NR : 48/77 UL MIMO	Ant 2+1	NR : 48/77 UL MIMO

Remark:

1. The EUT's information above is declared by manufacturer. Please refer to Comments and Explanations in report summary.
2. Maximum allow antenna Gain : refer MPE Report FA1N1011.



1.2 Modification of EUT

No modifications are made to the EUT during all test items.

1.3 Testing Location

Test Site	Sporton International Inc. EMC & Wireless Communications Laboratory	
Test Site Location	No.52, Huaya 1st Rd., Guishan Dist., Taoyuan City 333, Taiwan (R.O.C.) TEL: +886-3-327-3456 FAX: +886-3-328-4978	
Test Site No.	Sporton Site No.	
	TH03-HY	03CH07-HY
Test Engineer	George Chen	Jesse Wang, Stan Hsieh and Ken Wu
Temperature (°C)	22.7~24.8	22.6~26.8
Relative Humidity (%)	52~59	56.6~64.5

Note: The test site complies with ANSI C63.4 2014 requirement.

FCC Designation No.: TW1190

1.4 Applicable Standards

According to the specifications of the manufacturer, the EUT must comply with the requirements of the following standards:

- ♦ ANSI C63.26-2015
- ♦ ANSI / TIA-603-E
- ♦ FCC 47 CFR Part 2, 22(H), 24(E), 27
- ♦ FCC KDB 971168 D01 Power Meas. License Digital Systems v03r01
- ♦ FCC KDB 412172 D01 Determining ERP and EIRP v01r01
- ♦ FCC KDB 414788 D01 Radiated Test Site v01r01.

Remark:

1. All test items were verified and recorded according to the standards and without any deviation during the test.
2. This EUT has also been tested and complied with the requirements of FCC Part 15, Subpart B, recorded in a separate test report.
3. The TAF code is not including all the FCC KDB listed without accreditation.



2 Test Configuration of Equipment Under Test

2.1 Test Mode

Antenna port conducted and radiated test items listed below are performed according to KDB 971168 D01 Power Meas. License Digital Systems v03r01 with maximum output power.

Test Items	Band	Bandwidth (MHz)						Modulation				RB #			Test Channel		
		1.4	3	5	10	15	20	QPSK	16QAM	64QAM	256QAM	1	Half	Full	L	M	H
Max. Output Power	2	v	v	v	v	v	v	v	v	v	v	v	v	v	v	v	v
	4	v	v	v	v	v	v	v	v	v	v	v	v	v	v	v	v
	5	v	v	v	v	-	-	v	v	v	v	v	v	v	v	v	v
	12	v	v	v	v	-	-	v	v	v	v	v	v	v	v	v	v
	13	-	-	v	v	-	-	v	v	v	v	v	v	v	v	v	v
	25	v	v	v	v	v	v	v	v	v	v	v	v	v	v	v	v
	26	v	v	v	v	v	-	v	v	v	v	v	v	v	v	v	v
	38	-	-	v	v	v	v	v	v	v	v	v	v	v	v	v	v
	41	-	-	v	v	v	v	v	v	v	v	v	v	v	v	v	v
	66	v	v	v	v	v	v	v	v	v	v	v	v	v	v	v	v
71	-	-	v	v	v	v	v	v	v	v	v	v	v	v	v	v	
Peak-to-Average Ratio	2	Coverd by Band 25															
	4	Coverd by Band 66															
	5	Coverd by Band 26															
	12				v	-	-	v	v	v	v			v			v
	13	-	-		v	-	-	v	v	v	v			v			v
	25						v	v	v	v	v			v			v
	26					v	-	v	v	v	v			v			v
	38	Coverd by Band 41															
	41	-	-				v	v	v	v	v			v			v
	66						v	v	v	v	v			v			v
71						v	v	v	v	v			v			v	



Test Items	Band	Bandwidth (MHz)						Modulation				RB #			Test Channel		
		1.4	3	5	10	15	20	QPSK	16QAM	64QAM	256QAM	1	Half	Full	L	M	H
26dB and 99% Bandwidth	2	Covered by Band 25															
	4	Covered by Band 66															
	5	Covered by Band 26															
	12	v	v	v	v	-	-	v	v	v	v			v		v	
	13	-	-	v	v	-	-	v	v	v	v			v		v	
	25	v	v	v	v	v	v	v	v	v	v			v		v	
	26	v	v	v	v	v	-	v	v	v	v			v		v	
	38	Covered by Band 41															
	41	-	-	v	v	v	v	v	v	v	v			v		v	
	66	v	v	v	v	v	v	v	v	v	v			v		v	
71	-	-	v	v	v	v	v	v	v	v			v		v		
Conducted Band Edge	2	Covered by Band 25															
	4	Covered by Band 66															
	5	Covered by Band 26															
	12	v	v	v	v	-	-	v	v	v	v	v		v	v		v
	13	-	-	v	v	-	-	v	v	v	v	v		v	v		v
	25	v	v	v	v	v	v	v	v	v	v	v		v	v		v
	26	v	v	v	v	v	-	v	v	v	v	v		v	v		v
	38	Covered by Band 41															
	41	-	-	v	v	v	v	v	v	v	v	v		v	v		v
	66	v	v	v	v	v	v	v	v	v	v	v		v	v		v
71	-	-	v	v	v	v	v	v	v	v	v		v	v		v	



Test Items	Band	Bandwidth (MHz)						Modulation				RB #			Test Channel		
		1.4	3	5	10	15	20	QPSK	16QAM	64QAM	256QAM	1	Half	Full	L	M	H
Conducted Spurious Emission	2	Coverd by Band 25															
	4	Coverd by Band 66															
	5	Coverd by Band 26															
	12	v	v	v	v	-	-	v				v			v	v	v
	13	-	-	v	v	-	-	v				v			v	v	v
	25	v	v	v	v	v	v	v				v			v	v	v
	26	v	v	v	v	v	-	v				v			v	v	v
	38	Coverd by Band 41															
	41	-	-	v	v	v	v	v				v			v	v	v
	66	v	v	v	v	v	v	v				v			v	v	v
71	-	-	v	v	v	v	v				v			v	v	v	
Frequency Stability	2	Coverd by Band 25															
	4	Coverd by Band 66															
	5	Coverd by Band 26															
	12				v	-	-	v						v		v	
	13	-	-		v	-	-	v						v		v	
	25				v			v						v		v	
	26				v		-	v						v		v	
	38	Coverd by Band 41															
	41	-	-		v			v						v		v	
	66				v			v						v		v	
71	-	-		v			v						v		v		



Test Items	Band	Bandwidth (MHz)						Modulation				RB #			Test Channel		
		1.4	3	5	10	15	20	QPSK	16QAM	64QAM	256QAM	1	Half	Full	L	M	H
E.R.P / E.I.R.P	2	v	v	v	v	v	v	v	v	v	v	Max. Power					
	4	v	v	v	v	v	v	v	v	v	v						
	5	v	v	v	v	-	-	v	v	v	v						
	12	v	v	v	v	-	-	v	v	v	v						
	13	-	-	v	v	-	-	v	v	v	v						
	25	v	v	v	v	v	v	v	v	v	v						
	26	v	v	v	v	v	-	v	v	v	v						
	38	-	-	v	v	v	v	v	v	v	v						
	41	-	-	v	v	v	v	v	v	v	v						
	66	v	v	v	v	v	v	v	v	v	v						
71	-	-	v	v	v	v	v	v	v	v							
Radiated Spurious Emission	2	Coverd by Band 25															
	4	Coverd by Band 66															
	5	Coverd by Band 26															
	12	Worst Case											v	v	v		
	13	Worst Case											v	v	v		
	25	Worst Case											v	v	v		
	26	Worst Case											v	v	v		
	38	Coverd by Band 41															
	41	Worst Case											v	v	v		
	66	Worst Case											v	v	v		
71	Worst Case											v	v	v			
Remark	<ol style="list-style-type: none"> The mark "v " means that this configuration is chosen for testing The mark "- " means that this bandwidth is not supported. The device is investigated from 30MHz to 10 times of fundamental signal for radiated spurious emission test under different RB size/offset and modulations in exploratory test. Subsequently, only the worst case emissions are reported. Wider operating range bandwidth covers narrower one when the power is higher or the same. One representative bandwidth is selected to perform PAR and frequency stability. 																



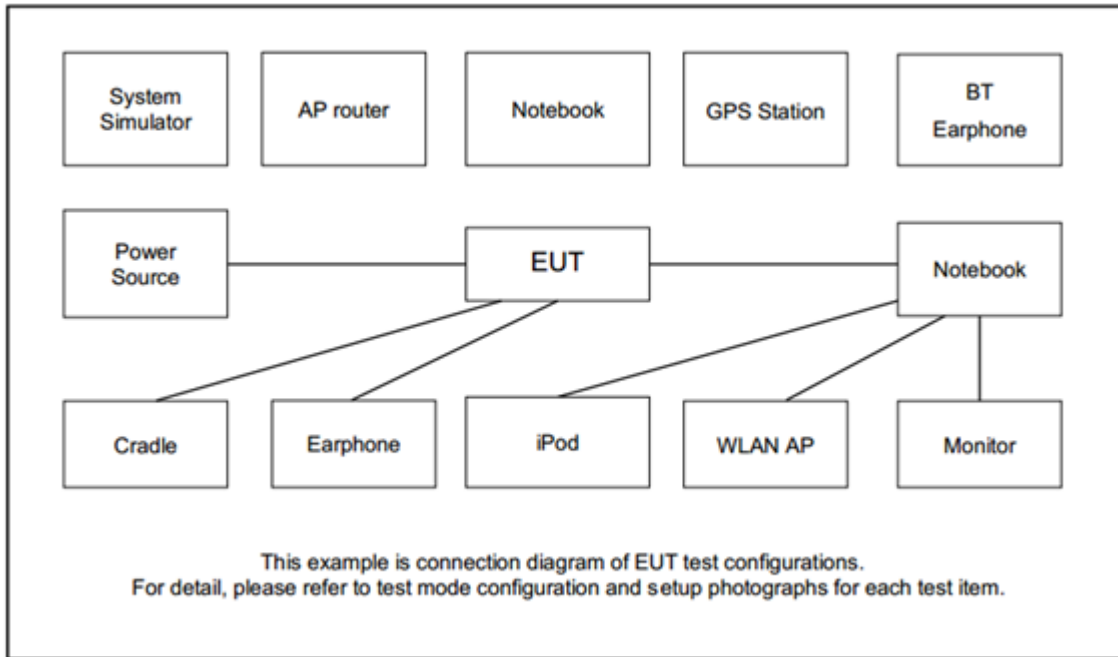
Test Items	Band	Bandwidth (MHz)					Modulation				RB #			Test Channel		
		3+5	5+3	5+10	10+5	10+10	QPSK	16QAM	64QAM	256QAM	1	Half	Full	L	M	H
Max. Output Power	5_CA	v	v	v	v	v	v	v	v	v	v		v	v	v	v
26dB and 99% Bandwidth	5_CA	v	v	v	v	v	v	v	v	v			v		v	
Conducted Band Edge	5_CA	v	v	v	v	v	v	v	v	v	v		v	v		v
Conducted Spurious Emission	5_CA	v	v	v	v	v	v				v			v	v	v
E.R.P.	5_CA	v	v	v	v	v	v	v	v	v	Max. Power					
Radiated Spurious Emission	5_CA	Worst Case											v	v	v	
Remark	1. The mark "v" means that this configuration is chosen for testing 2. The mark "-" means that this bandwidth is not supported. 3. The device is investigated from 30MHz to 10 times of fundamental signal for radiated spurious emission test under different RB size/offset and modulations in exploratory test. Subsequently, only the worst case emissions are reported.															

Test Items	Band	Bandwidth (MHz)						Modulation				RB #			Test Channel		
		5+5	5+10	10+5	5+15	15+5	10+10	QPSK	16QAM	64QAM	256QAM	1	Half	Full	L	M	H
Max. Output Power	66B_CA	v	v	v	v	v	v	v	v	v	v	v		v	v	v	v
26dB and 99% Bandwidth	66B_CA	v	v	v	v	v	v	v	v	v	v			v		v	
Conducted Band Edge	66B_CA	v	v	v	v	v	v	v	v	v	v	v		v	v		v
Conducted Spurious Emission	66B_CA	v	v	v	v	v	v	v				v			v	v	v
E.I.R.P.	66B_CA	v	v	v	v	v	v	v	v	v	v	Max. Power					
Radiated Spurious Emission	66B_CA	Worst Case											v	v	v		
Remark	1. The mark "v" means that this configuration is chosen for testing 2. The mark "-" means that this bandwidth is not supported. 3. The device is investigated from 30MHz to 10 times of fundamental signal for radiated spurious emission test under different RB size/offset and modulations in exploratory test. Subsequently, only the worst case emissions are reported.																



Test Items	Band	Bandwidth (MHz)										Modulation				RB #			Test Channel		
		20+20	20+15	15+20	20+10	10+20	20+5	5+20	15+15	15+10	10+15	QPSK	16QAM	64QAM	256QAM	1	Half	Full	L	M	H
Max. Output Power	38_CA	v	-	-	-	-	-	-	v	-	-	v	v	v	v	v	v	v	v	v	v
	41_CA	v	v	v	v	v	v	v	v	v	v	v	v	v	v	v	v	v	v	v	v
	66C_CA	v	v	v	v	v	v	v	v	v	v	v	v	v	v	v	v	v	v	v	v
26dB and 99% Bandwidth	38_CA	Coverd by Band 41C																			
	41_CA	v	v	v	v	v	v	v	v	v	v	v	v	v	v			v		v	
	66C_CA	v	v	v	v	v	v	v	v	v	v	v	v	v	v			v		v	
Conducted Band Edge	38_CA	Coverd by Band 41C																			
	41_CA	v	v	v	v	v	v	v	v	v	v	v	v	v	v	v		v	v		v
	66C_CA	v	v	v	v	v	v	v	v	v	v	v	v	v	v	v		v	v		v
Conducted Spurious Emission	38_CA	Coverd by Band 41C																			
	41_CA	v	v	v	v	v	v	v	v	v	v					v			v	v	v
	66C_CA	v	v	v	v	v	v	v	v	v	v					v			v	v	v
E.I.R.P.	38_CA	v	-	-	-	-	-	-	v	-	-	v	v	v	v	Max. Power					
	41_CA	v	v	v	v	v	v	v	v	v	v	v	v	v	v						
	66C_CA	v	v	v	v	v	v	v	v	v	v	v	v	v	v						
Radiated Spurious Emission	38_CA	Coverd by Band 41C																			
	41_CA	Worst Case																v	v	v	
	66C_CA	Worst Case																v	v	v	
Remark	<p>1. The mark "v" means that this configuration is chosen for testing</p> <p>2. The mark "-" means that this bandwidth is not supported.</p> <p>3. The device is investigated from 30MHz to 10 times of fundamental signal for radiated spurious emission test under different RB size/offset and modulations in exploratory test. Subsequently, only the worst case emissions are reported.</p> <p>4. Wider operating range bandwidth covers narrower one when the power is higher or the same.</p>																				

2.2 Connection Diagram of Test System



2.3 Support Unit used in test configuration and system

Item	Equipment	Brand Name	Model No.	FCC ID	Data Cable	Power Cord
1.	System Simulator	Anritsu	MT8821C	N/A	N/A	Unshielded, 1.8 m

2.4 Measurement Results Explanation Example

For all conducted test items:

The offset level is set in the spectrum analyzer to compensate the RF cable loss and attenuator factor between EUT conducted output port and spectrum analyzer. With the offset compensation, the spectrum analyzer reading level is exactly the EUT RF output level.

The spectrum analyzer offset is derived from RF cable loss and attenuator factor.

Offset = RF cable loss + attenuator factor.

Following shows an offset computation example with cable loss 4.2 dB and 10dB attenuator.

Example :

Offset(dB) = RF cable loss(dB) + attenuator factor(dB).

$$= 4.2 + 10 = 14.2 \text{ (dB)}$$



2.5 Frequency List of Low/Middle/High Channels

LTE Band 2 Channel and Frequency List				
BW [MHz]	Channel/Frequency(MHz)	Lowest	Middle	Highest
20	Channel	18700	18900	19100
	Frequency	1860	1880	1900
15	Channel	18675	18900	19125
	Frequency	1857.5	1880	1902.5
10	Channel	18650	18900	19150
	Frequency	1855	1880	1905
5	Channel	18625	18900	19175
	Frequency	1852.5	1880	1907.5
3	Channel	18615	18900	19185
	Frequency	1851.5	1880	1908.5
1.4	Channel	18607	18900	19193
	Frequency	1850.7	1880	1909.3

LTE Band 4 Channel and Frequency List				
BW [MHz]	Channel/Frequency(MHz)	Lowest	Middle	Highest
20	Channel	20050	20175	20300
	Frequency	1720	1732.5	1745
15	Channel	20025	20175	20325
	Frequency	1717.5	1732.5	1747.5
10	Channel	20000	20175	20350
	Frequency	1715	1732.5	1750
5	Channel	19975	20175	20375
	Frequency	1712.5	1732.5	1752.5
3	Channel	19965	20175	20385
	Frequency	1711.5	1732.5	1753.5
1.4	Channel	19957	20175	20393
	Frequency	1710.7	1732.5	1754.3



LTE Band 5 Channel and Frequency List				
BW [MHz]	Channel/Frequency(MHz)	Lowest	Middle	Highest
10	Channel	20450	20525	20600
	Frequency	829	836.5	844
5	Channel	20425	20525	20625
	Frequency	826.5	836.5	846.5
3	Channel	20415	20525	20635
	Frequency	825.5	836.5	847.5
1.4	Channel	20407	20525	20643
	Frequency	824.7	836.5	848.3

LTE Band 12 Channel and Frequency List				
BW [MHz]	Channel/Frequency(MHz)	Lowest	Middle	Highest
10	Channel	23060	23095	23130
	Frequency	704	707.5	711
5	Channel	23035	23095	23155
	Frequency	701.5	707.5	713.5
3	Channel	23025	23095	23165
	Frequency	700.5	707.5	714.5
1.4	Channel	23017	23095	23173
	Frequency	699.7	707.5	715.3



LTE Band 13 Channel and Frequency List				
BW [MHz]	Channel/Frequency(MHz)	Lowest	Middle	Highest
10	Channel	-	23230	-
	Frequency	-	782	-
5	Channel	23205	23230	23255
	Frequency	779.5	782	784.5

LTE Band 25 Channel and Frequency List				
BW [MHz]	Channel/Frequency(MHz)	Lowest	Middle	Highest
20	Channel	26140	26340	26590
	Frequency	1860	1880	1905
15	Channel	26115	26340	26615
	Frequency	1857.5	1880	1907.5
10	Channel	26090	26340	26640
	Frequency	1855	1880	1910
5	Channel	26065	26340	26665
	Frequency	1852.5	1880	1912.5
3	Channel	26055	26340	26675
	Frequency	1851.5	1880	1913.5
1.4	Channel	26047	26340	26683
	Frequency	1850.7	1880	1914.3



LTE Band 26 Channel and Frequency List				
BW [MHz]	Channel/Frequency(MHz)	Lowest	Middle	Highest
15	Channel	26865	26915	26965
	Frequency	831.5	836.5	841.5
10	Channel	26840	26915	26990
	Frequency	829.0	836.5	844.0
5	Channel	26815	26915	27015
	Frequency	826.5	836.5	846.5
3	Channel	26805	26915	27025
	Frequency	825.5	836.5	847.5
1.4	Channel	26797	26915	27033
	Frequency	824.7	836.5	848.3

LTE Band 38 Channel and Frequency List				
BW [MHz]	Channel/Frequency(MHz)	Lowest	Middle	Highest
20	Channel	37850	38000	38150
	Frequency	2580.0	2595.0	2610.0
15	Channel	37825	38000	38175
	Frequency	2577.5	2595.0	2612.5
10	Channel	37800	38000	38200
	Frequency	2575.0	2595.0	2615.0
5	Channel	37775	38000	38225
	Frequency	2572.5	2595.0	2617.5

LTE Band 41 Channel and Frequency List				
BW [MHz]	Channel/Frequency(MHz)	Lowest	Middle	Highest
20	Channel	39750	40620	41490
	Frequency	2506.0	2593.0	2680.0
15	Channel	39725	40620	41515
	Frequency	2503.5	2593.0	2682.5
10	Channel	39700	40620	41540
	Frequency	2501.0	2593.0	2685.0
5	Channel	39675	40620	41565
	Frequency	2498.5	2593.0	2687.5



LTE Band 66 Channel and Frequency List				
BW [MHz]	Channel/Frequency(MHz)	Lowest	Middle	Highest
20	Channel	132072	132322	132572
	Frequency	1720	1745	1770
15	Channel	132047	132322	132597
	Frequency	1717.5	1745	1772.5
10	Channel	132022	132322	132622
	Frequency	1715	1745	1775
5	Channel	131997	132322	132647
	Frequency	1712.5	1745	1777.5
3	Channel	131987	132322	132657
	Frequency	1711.5	1745	1778.5
1.4	Channel	131979	132322	132665
	Frequency	1710.7	1745	1779.3

LTE Band 71 Channel and Frequency List				
BW [MHz]	Channel/Frequency(MHz)	Lowest	Middle	Highest
20	Channel	133222	133297	133372
	Frequency	673.0	680.5	688.0
15	Channel	133197	133297	133397
	Frequency	670.5	680.5	690.5
10	Channel	133172	133297	133422
	Frequency	668.0	680.5	693.0
5	Channel	133147	133297	133447
	Frequency	665.5	680.5	695.5



LTE Band 5B Channel and Frequency List_CA					
BW [MHz]	Channel/Frequency(MHz)		Lowest	Middle	Highest
3 + 5	PCC	Channel	20416	20501	20586
		Frequency	825.6	834.1	842.6
	SCC	Channel	20455	20540	20575
		Frequency	829.5	838.0	841.5
5 + 3	PCC	Channel	20425	20510	20595
		Frequency	826.5	835.0	843.5
	SCC	Channel	20464	20549	20634
		Frequency	830.4	838.9	847.4
5 + 10	PCC	Channel	20428	20478	20528
		Frequency	826.8	831.8	836.8
	SCC	Channel	20500	20550	20600
		Frequency	834.0	839.0	844.0
10 + 5	PCC	Channel	20450	20500	20550
		Frequency	829.0	834.0	839.0
	SCC	Channel	20522	20572	20622
		Frequency	836.2	841.2	846.2
10 + 10	PCC	Channel	20450	20476	20501
		Frequency	829.0	831.6	834.1
	SCC	Channel	20549	20575	20600
		Frequency	838.9	841.5	844.0



LTE Band 38C Channel and Frequency List_CA					
BW [MHz]	Channel/Frequency(MHz)		Lowest	Middle	Highest
20 + 20	PCC	Channel	37850	37901	37952
		Frequency	2580.0	2585.1	2590.2
	SCC	Channel	38048	38099	38150
		Frequency	2599.8	2604.9	2610.0
15+ 15	PCC	Channel	37825	37925	38025
		Frequency	2577.5	2587.5	2597.5
	SCC	Channel	37975	38075	38175
		Frequency	2592.5	2602.5	2612.5

LTE Band 41C Channel and Frequency List_CA					
BW [MHz]	Channel/Frequency(MHz)		Lowest	Middle	Highest
20 + 20	PCC	Channel	39750	40521	41292
		Frequency	2506.0	2583.1	2660.2
	SCC	Channel	39948	40719	41490
		Frequency	2525.8	2602.9	2680.0
20 + 15	PCC	Channel	39750	40546	41341
		Frequency	2506.0	2585.6	2665.1
	SCC	Channel	39921	40717	41512
		Frequency	2523.1	2602.7	2682.2
15 + 20	PCC	Channel	39728	40523	41319
		Frequency	2503.8	2593.3	2662.9
	SCC	Channel	39899	40694	41490
		Frequency	2520.9	2600.4	2680.0
20 + 10	PCC	Channel	39750	40571	41391
		Frequency	2506.0	2588.1	2670.1
	SCC	Channel	39894	40715	41535
		Frequency	2520.4	2602.5	2684.5
10 + 20	PCC	Channel	39705	40526	41346
		Frequency	2501.5	2583.6	2665.6
	SCC	Channel	39849	40670	41490
		Frequency	2515.9	2598.0	2680.0



LTE Band 41C Channel and Frequency List_CA					
20 + 5	PCC	Channel	39750	40595	41440
		Frequency	2506.0	2590.5	2675.0
	SCC	Channel	39867	40712	41557
		Frequency	2517.7	2602.2	2686.7
5 + 20	PCC	Channel	39683	40528	41373
		Frequency	2499.3	2583.8	2668.3
	SCC	Channel	39800	40645	41490
		Frequency	2511.0	2595.5	2680.0
15 + 15	PCC	Channel	39725	40545	41365
		Frequency	2503.5	2585.5	2667.5
	SCC	Channel	39875	40695	41515
		Frequency	2518.5	2600.5	2682.5
10 + 15	PCC	Channel	39703	40549	41395
		Frequency	2501.3	2585.9	2670.5
	SCC	Channel	39823	40669	41515
		Frequency	2513.3	2597.9	2682.5
15 + 10	PCC	Channel	39725	40571	41417
		Frequency	2503.5	2588.1	2672.7
	SCC	Channel	39845	40691	41537
		Frequency	2515.5	2600.1	2684.7



LTE Band 66B Channel and Frequency List_CA					
BW [MHz]	Channel/Frequency(MHz)		Lowest	Middle	Highest
5 + 5	PCC	Channel	131997	132398	132599
		Frequency	1712.5	1752.6	1772.7
	SCC	Channel	132045	133346	132647
		Frequency	1717.3	1757.4	1777.5
5 + 10	PCC	Channel	132000	132375	132550
		Frequency	1712.8	1750.3	1767.8
	SCC	Channel	132072	133347	132622
		Frequency	1720.0	1757.5	1775.0
10 + 5	PCC	Channel	132022	132397	132572
		Frequency	1715.0	1752.5	1770.0
	SCC	Channel	132094	133369	132644
		Frequency	1722.2	1759.7	1777.2
5 + 15	PCC	Channel	132002	132353	132504
		Frequency	1713.0	1748.1	1763.2
	SCC	Channel	132095	133346	132597
		Frequency	1722.3	1757.4	1772.5
15 + 5	PCC	Channel	132047	132398	132549
		Frequency	1717.5	1752.6	1767.7
	SCC	Channel	132140	133391	132642
		Frequency	1726.8	1761.9	1777.0
10 + 10	PCC	Channel	132022	132373	135523
		Frequency	1715.0	1750.1	1765.1
	SCC	Channel	132121	133372	132622
		Frequency	1724.9	1760.0	1775.0



LTE Band 66C Channel and Frequency List_CA					
BW [MHz]	Channel/Frequency(MHz)		Lowest	Middle	Highest
10 + 15	PCC	Channel	132025	132351	132477
		Frequency	1715.3	1747.9	1760.5
	SCC	Channel	132145	133371	132597
		Frequency	1727.3	1759.9	1772.5
15 + 10	PCC	Channel	132047	132373	132499
		Frequency	1717.5	1750.1	1762.7
	SCC	Channel	132167	133393	132619
		Frequency	1729.5	1761.1	1774.7
10 + 20	PCC	Channel	132027	132328	132428
		Frequency	1715.5	1745.6	1755.6
	SCC	Channel	131171	133372	132572
		Frequency	1729.9	1760.0	1770.0
20 + 10	PCC	Channel	132072	132373	132473
		Frequency	1720.0	1750.1	1760.1
	SCC	Channel	132216	133417	132617
		Frequency	1734.4	1764.5	1774.5
15 + 15	PCC	Channel	132047	132347	132447
		Frequency	1717.5	1747.5	1757.5
	SCC	Channel	132197	133397	132597
		Frequency	1732.5	1762.5	1772.5
15 + 20	PCC	Channel	132050	132325	132401
		Frequency	1717.8	1745.3	1752.9
	SCC	Channel	132221	133396	132572
		Frequency	1734.9	1762.4	1770.0
20 + 15	PCC	Channel	132072	132348	132423
		Frequency	1720.0	1747.6	1755.1
	SCC	Channel	132243	133419	132594
		Frequency	1737.1	1764.7	1772.2
20 + 5	PCC	Channel	132072	132397	132522
		Frequency	1720.0	1752.5	1765.0
	SCC	Channel	132189	133414	132639
		Frequency	1731.7	1764.2	1776.7



LTE Band 66C Channel and Frequency List_CA					
5 + 20	PCC	Channel	132005	132330	132455
		Frequency	1713.3	1745.8	1758.3
	SCC	Channel	132122	132447	132572
		Frequency	1725.0	1757.5	1770.0
20 + 20	PCC	Channel	132072	132323	132374
		Frequency	1720.0	1745.1	1750.2
	SCC	Channel	132270	133421	132572
		Frequency	1739.8	1764.9	1770.0


3 Conducted Test Items

3.1 Measuring Instruments

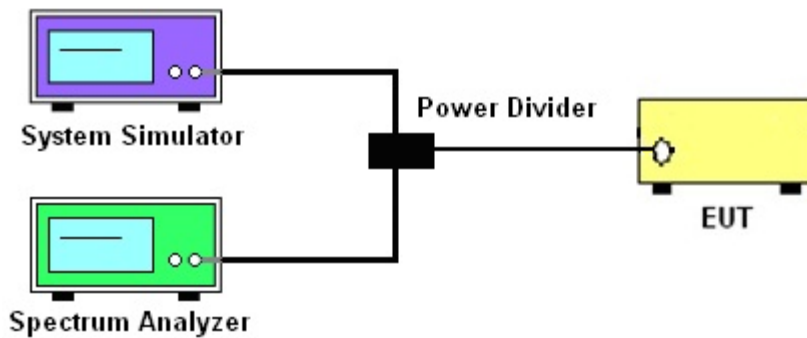
See list of measuring instruments of this test report.

3.1.1 Test Setup

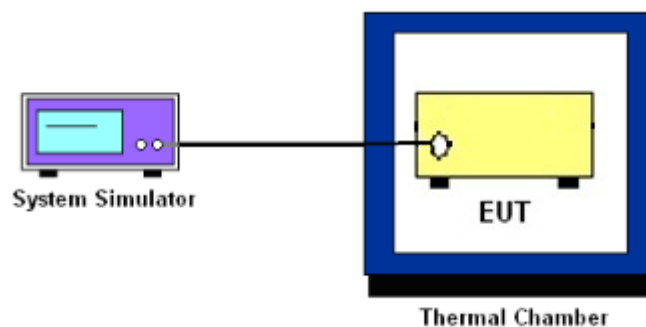
3.1.2 Conducted Output Power



3.1.3 Peak-to-Average Ratio, Occupied Bandwidth ,Conducted Band-Edge and Conducted Spurious Emission



3.1.4 Frequency Stability



3.1.5 Test Result of Conducted Test

Please refer to Appendix A.



3.2 Conducted Output Power and ERP/EIRP

3.2.1 Description of the Conducted Output Power Measurement and ERP/EIRP Measurement

A system simulator was used to establish communication with the EUT. Its parameters were set to force the EUT transmitting at maximum output power. The measured power in the radio frequency on the transmitter output terminals shall be reported.

The ERP of mobile transmitters must not exceed 7 Watts for LTE Band 5 and Band 26

The ERP of mobile transmitters must not exceed 3 Watts for LTE Band 12 and Band 13 and Band 71

The EIRP of mobile transmitters must not exceed 2 Watts for LTE Band 2 and Band 25 and Band 38 and Band 41

The EIRP of mobile transmitters must not exceed 1 Watts for LTE Band 4 and Band 66

According to KDB 412172 D01 Power Approach,

$EIRP = P_T + G_T - L_C$, $ERP = EIRP - 2.15$, where

P_T = transmitter output power in dBm

G_T = gain of the transmitting antenna in dBi

L_C = signal attenuation in the connecting cable between the transmitter and antenna in dB

3.2.2 Test Procedures

1. The transmitter output port was connected to the system simulator.
2. Set EUT at maximum power through the system simulator.
3. Select lowest, middle, and highest channels for each band and different modulation.
4. Measure and record the power level from the system simulator.



3.3 Peak-to-Average Ratio

3.3.1 Description of the PAR Measurement

Power Complementary Cumulative Distribution Function (CCDF) curves provide a means for characterizing the power peaks of a digitally modulated signal on a statistical basis. A CCDF curve depicts the probability of the peak signal amplitude exceeding the average power level. Most contemporary measurement instrumentation include the capability to produce CCDF curves for an input signal provided that the instrument's resolution bandwidth can be set wide enough to accommodate the entire input signal bandwidth. In measuring transmissions in this band using an average power technique, the peak-to-average ratio (PAR) of the transmission may not exceed 13 dB.

3.3.2 Test Procedures

The testing follows ANSI C63.26-2015 Section 5.2.6

1. The EUT was connected to spectrum and system simulator via a power divider.
2. Set the CCDF (Complementary Cumulative Distribution Function) option in spectrum analyzer.
3. The highest RF powers were measured and recorded the maximum PAPR level associated with a probability of 0.1 %.
4. Record the deviation as Peak to Average Ratio.



3.4 Occupied Bandwidth

3.4.1 Description of Occupied Bandwidth Measurement

The occupied bandwidth is the width of a frequency band such that, below the lower and above the upper frequency limits, the mean powers emitted are each equal to a specified percentage 0.5% of the total mean transmitted power.

The 26 dB emission bandwidth is defined as the frequency range between two points, one above and one below the carrier frequency, at which the spectral density of the emission is attenuated 26 dB below the maximum in-band spectral density of the modulated signal. Spectral density (power per unit bandwidth) is to be measured with a detector of resolution bandwidth equal to approximately 1.0% of the emission bandwidth.

3.4.2 Test Procedures

The testing follows ANSI C63.26-2015 Section 5.4.3 (26dB) and Section 5.4.4 (99OB)

1. The EUT was connected to spectrum analyzer and system simulator via a power divider.
2. The spectrum analyzer center frequency is set to the nominal EUT channel center frequency. The span range for the spectrum analyzer shall be between two and five times the anticipated OBW.
3. The nominal resolution bandwidth (RBW) shall be in the range of 1 to 5 % of the anticipated OBW, and the VBW shall be at least 3 times the RBW.
4. Set the detection mode to peak, and the trace mode to max hold.
5. Determine the reference value: Set the EUT to transmit a modulated signal. Allow the trace to stabilize. Set the spectrum analyzer marker to the highest level of the displayed trace.
(this is the reference value)
6. Determine the “-26 dB down amplitude” as equal to (Reference Value – X).
7. Place two markers, one at the lowest and the other at the highest frequency of the envelope of the spectral display such that each marker is at or slightly below the “-X dB down amplitude” determined in step 6. If a marker is below this “-X dB down amplitude” value it shall be placed as close as possible to this value. The OBW is the positive frequency difference between the two markers.
8. Use the 99 % power bandwidth function of the spectrum analyzer and report the measured bandwidth.



3.5 Conducted Band Edge

3.5.1 Description of Conducted Band Edge Measurement

22.917(a)

For operations in the 824 – 849 MHz band, the FCC limit is $43 + 10\log_{10}(P[\text{Watts}])$ dB below the transmitter power $P(\text{Watts})$ in a 100kHz bandwidth. However, in the 1MHz bands immediately outside and adjacent to the licensee's frequency block, a resolution bandwidth of at least one percent of the emission bandwidth of the fundamental emission of the transmitter may be employed.

24.238 (a)

For operations in the 1850-1910 and 1930-1990 MHz band, the FCC limit is $43 + 10\log_{10}(P[\text{Watts}])$ dB below the transmitter power $P(\text{Watts})$ in a 1MHz bandwidth. However, in the 1 MHz bands immediately outside and adjacent to the frequency block a resolution bandwidth of at least one percent of the emission bandwidth of the fundamental emission of the transmitter may be employed.

27.53 (c)

For operations in the 776-788 MHz band, the FCC limit is $43 + 10\log_{10}(P[\text{Watts}])$ dB below the transmitter power $P(\text{Watts})$ in a 100 kHz bandwidth. However, in the 100 kHz bands immediately outside and adjacent to the frequency block, a resolution bandwidth of at least 30 kHz may be employed. In addition, the power of any unwanted emissions in any 6.25 kHz bandwidth for all frequencies between 763-775 MHz and 793-806 MHz shall be attenuated below the transmitter power, P (dBW), by at least $65 + 10 \log_{10} p(\text{watts})$, dB, for mobile and portable equipment.

27.53 (g)

For operations in the 600MHz band and 698-746 MHz band, the FCC limit is $43 + 10\log_{10}(P[\text{Watts}])$ dB below the transmitter power $P(\text{Watts})$ in a 100 kHz bandwidth. However, in the 100 kilohertz bands immediately outside and adjacent to a licensee's frequency block, a resolution bandwidth of at least 30 kHz may be employed.

27.53 (h)

For operations in the 1710 – 1755 MHz band, 1755-1780 MHz, the FCC limit is $43 + 10\log_{10}(P[\text{Watts}])$ dB below the transmitter power $P(\text{Watts})$ in a 1 MHz bandwidth. However, in the 1MHz bands immediately outside and adjacent to the licensee's frequency block, a resolution bandwidth of at least one percent of the emission bandwidth of the fundamental emission of the transmitter may be employed.

**27.53(m)(4)**

For mobile digital stations, the attenuation factor shall be not less than $40 + 10 \log (P)$ dB on all frequencies between the channel edge and 5 megahertz from the channel edge, $43 + 10 \log (P)$ dB on all frequencies between 5 megahertz and X megahertz from the channel edge, and $55 + 10 \log (P)$ dB on all frequencies more than X megahertz from the channel edge, where X is the greater of 6 megahertz or the actual emission bandwidth as defined in paragraph (m)(6) of this section. In addition, the attenuation factor shall not be less that $43 + 10 \log (P)$ dB on all frequencies between 2490.5 MHz and 2496 MHz and $55 + 10 \log (P)$ dB at or below 2490.5 MHz. Mobile Satellite Service licensees operating on frequencies below 2495 MHz may also submit a documented interference complaint against BRS licensees operating on channel BRS Channel 1 on the same terms and conditions as adjacent channel BRS or EBS licensees.

3.5.2 Test Procedures

The testing follows FCC KDB 971168 D01 v03r01 Section 6.1.

1. The EUT was connected to spectrum analyzer and system simulator via a power divider.
2. The band edges of low and high channels for the highest RF powers were measured.
3. Set RBW \geq 1% EBW in the 1MHz band immediately outside and adjacent to the band edge.
4. Beyond the 1 MHz band from the band edge, RBW=1MHz was used.
5. Set spectrum analyzer with RMS detector.
6. The RF fundamental frequency should be excluded against the limit line in the operating frequency band.
7. Checked that all the results comply with the emission limit line.

The limit line is derived from $43 + 10\log(P)$ dB below the transmitter power P(Watts)

For LTE Band 38, 41

The other 40 dB, and 55 dB have additionally applied same calculation above.



3.6 Conducted Spurious Emission

3.6.1 Description of Conducted Spurious Emission Measurement

The power of any emission outside of the authorized operating frequency ranges must be lower than the transmitter power (P) by a factor of at least $43 + 10 \log (P)$ dB.

For LTE Band 38, 41

The power of any emission outside of the authorized operating frequency ranges must be lower than the transmitter power (P) by a factor of at least $55 + 10 \log (P)$ dB.

It is measured by means of a calibrated spectrum analyzer and scanned from 30 MHz up to a frequency including its 10th harmonic.

3.6.2 Test Procedures

The testing follows FCC KDB 971168 D01 v03r01 Section 6.1.

1. The EUT was connected to spectrum analyzer and system simulator via a power divider.
2. The RF output of EUT was connected to the spectrum analyzer by RF cable and attenuator.
The path loss was compensated to the results for each measurement.
3. The middle channel for the highest RF power within the transmitting frequency was measured.
4. The conducted spurious emission for the whole frequency range was taken.
5. Make the measurement with the spectrum analyzer's RBW = 1MHz, VBW = 3MHz.
6. Set spectrum analyzer with RMS detector.
7. Taking the record of maximum spurious emission.
8. The RF fundamental frequency should be excluded against the limit line in the operating frequency band.
9. The limit line is derived from $43 + 10\log(P)$ dB below the transmitter power P(Watts)
For LTE Band 38, 41
The limit line is derived from $55 + 10\log(P)$ dB below the transmitter power P(Watts)



3.7 Frequency Stability

3.7.1 Description of Frequency Stability Measurement

22.355

The frequency stability shall be measured by variation of ambient temperature and variation of primary supply voltage to ensure that the fundamental emission stays within the authorized frequency block. The frequency stability of the transmitter shall be maintained within $\pm 0.00025\%$ ($\pm 2.5\text{ppm}$) of the center frequency.

24.235 & 27.54

The frequency stability shall be sufficient to ensure that the fundamental emission stays within the authorized frequency block.

3.7.2 Test Procedures for Temperature Variation

The testing follows FCC KDB 971168 D01 v03r01 Section 9.0.

1. The EUT was set up in the thermal chamber and connected with the system simulator.
2. With power OFF, the temperature was decreased to -30°C and the EUT was stabilized before testing. Power was applied and the maximum change in frequency was recorded within one minute.
3. With power OFF, the temperature was raised in 10°C step up to 50°C . The EUT was stabilized at each step for at least half an hour. Power was applied and the maximum frequency change was recorded within one minute.

3.7.3 Test Procedures for Voltage Variation

The testing follows FCC KDB 971168 D01 v03r01 Section 9.0.

1. The EUT was placed in a temperature chamber at $20\pm 5^{\circ}\text{C}$ and connected with the system simulator.
2. The power supply voltage to the EUT was varied from 85% to 115% of the nominal value measured at the input to the EUT.
3. The variation in frequency was measured for the worst case.

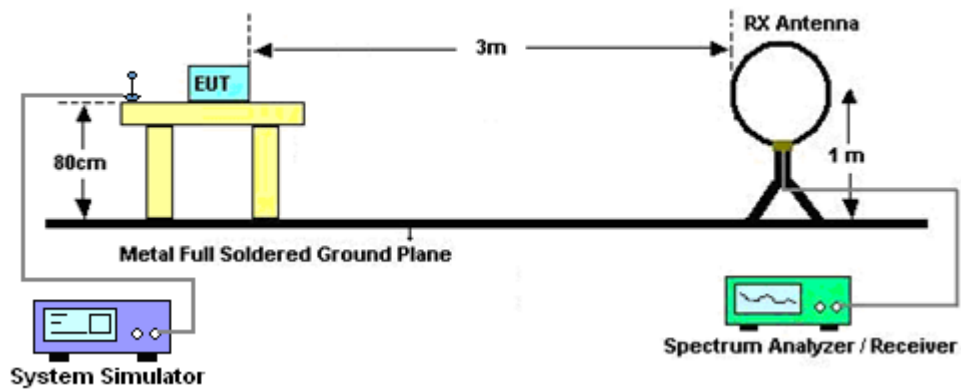
4 Radiated Test Items

4.1 Measuring Instruments

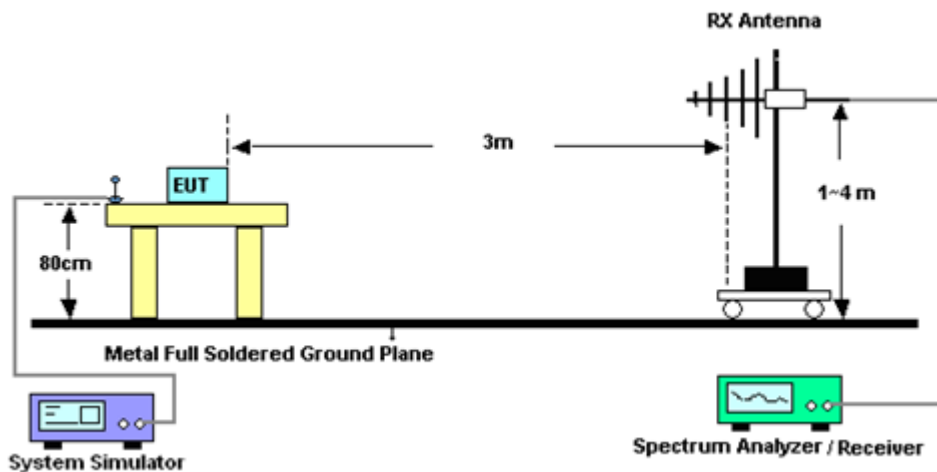
See list of measuring instruments of this test report.

4.1.1 Test Setup

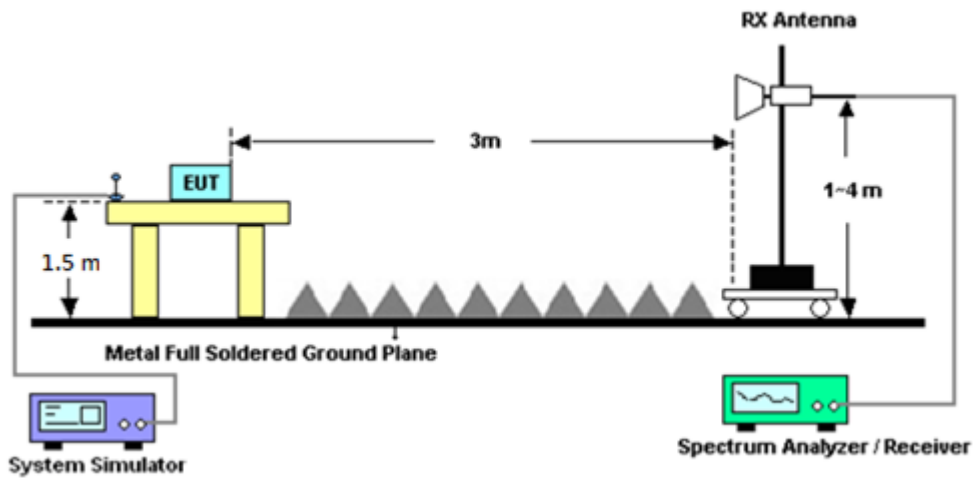
For radiated test below 30MHz



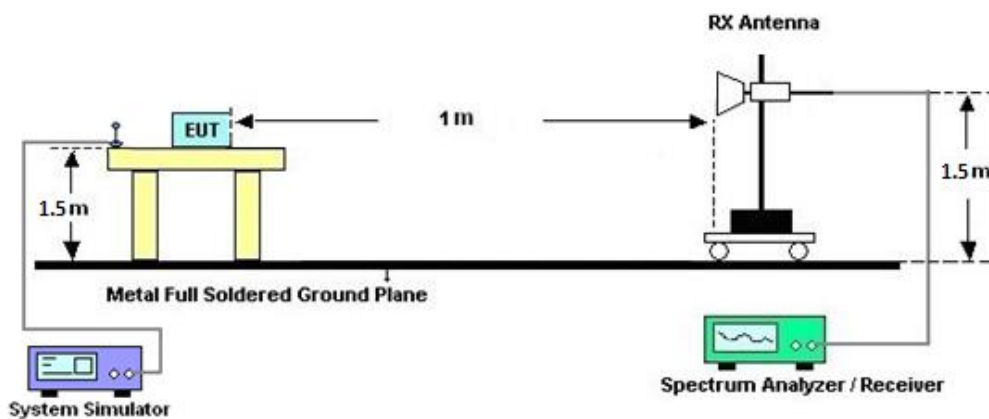
For radiated test from 30MHz to 1GHz



For radiated test from 1GHz to 18GHz



For radiated test above 18GHz



4.1.2 Test Result of Radiated Test

Please refer to Appendix B.

Note:

The low frequency, which started from 9 kHz to 30MHz, was pre-scanned and the result which was 20dB lower than the limit line was not reported.

There is adequate comparison measurement of both open-field test site and alternative test site - semi-Anechoic chamber according to 414788 D01 Radiated Test Site v01r01, and the result came out very similar.



4.2 Radiated Spurious Emission Measurement

4.2.1 Description of Radiated Spurious Emission Measurement

The radiated spurious emission was measured by substitution method according to ANSI / TIA-603-E. The power of any emission outside of the authorized operating frequency ranges must be attenuated below the transmitter power (P) by a factor of at least $43 + 10 \log (P)$ dB.

For LTE Band 38, 41

The power of any emission outside of the authorized operating frequency ranges must be attenuated below the transmitter power (P) by a factor of at least $55 + 10 \log (P)$ dB.

For LTE Band 13

For operations in the 746-758 MHz, 775-788 MHz, and 805-806 MHz bands, emissions in the band 1559-1610 MHz shall be limited to -70 dBW/MHz equivalent isotropically radiated power (EIRP) for wideband signals, and -80 dBW EIRP for discrete emissions of less than 700 Hz bandwidth.

The spectrum is scanned from 30 MHz up to a frequency including its 10th harmonic.

4.2.2 Test Procedures

The testing follows FCC KDB 971168 D01 v03r01 Section 7 and ANSI / TIA-603-E Section 2.2.12.

1. The EUT was placed on a turntable with 0.8 meter for frequency below 1GHz and 1.5 meter for frequency above 1GHz respectively above ground.
2. The EUT was set 3 meters from the receiving antenna, which was mounted on the antenna tower.
3. The table was rotated 360 degrees to determine the position of the highest spurious emission.
4. The height of the receiving antenna is varied between one meter and four meters to search the maximum spurious emission for both horizontal and vertical polarizations.
5. Make the measurement with the spectrum analyzer's RBW = 1MHz, VBW = 3MHz, taking the record of maximum spurious emission.
6. A horn antenna was substituted in place of the EUT and was driven by a signal generator.
7. Tune the output power of signal generator to the same emission level with EUT maximum spurious emission.
8. Taking the record of output power at antenna port.
9. Repeat step 7 to step 8 for another polarization.
10. The RF fundamental frequency should be excluded against the limit line in the operating frequency band.

The limit line is derived from $43 + 10\log(P)$ dB below the transmitter power P(Watts)

For LTE Band 38, 41

The limit line is derived from $55 + 10\log(P)$ dB below the transmitter power P(Watts)

EIRP (dBm) = S.G. Power – Tx Cable Loss + Tx Antenna Gain

ERP (dBm) = EIRP - 2.15



5 List of Measuring Equipment

Instrument	Brand Name	Model No.	Serial No.	Characteristics	Calibration Date	Test Date	Due Date	Remark
Bilog Antenna	TESEQ	CBL 6111D & 00800N1D01N-06	35419 & 03	30MHz~1GHz	Apr. 24, 2022	Apr. 26, 2022 ~ Jul. 28, 2022	Apr. 23, 2023	Radiation (03CH07-HY)
Double Ridge Horn Antenna	ESCO	3117	00075962	1GHz ~ 18GHz	Dec. 03, 2021	Mar. 24, 2022~ Jul. 28, 2022	Dec. 02, 2022	Radiation (03CH07-HY)
Preamplifier	COM-POWER	PA-103A	161241	10MHz~1GHz	Oct. 04, 2021	Mar. 24, 2022~ Jul. 28, 2022	Oct. 03, 2022	Radiation (03CH07-HY)
Loop Antenna	Rohde & Schwarz	HFH2-Z2	100315	9 kHz~30 MHz	Jan. 07, 2022	Mar. 24, 2022~ Jul. 28, 2022	Jan. 06, 2023	Radiation (03CH07-HY)
Preamplifier	Agilent	8449B	3008A02362	1GHz~26.5GHz	Oct. 04, 2021	Mar. 24, 2022~ Jul. 28, 2022	Oct. 03, 2022	Radiation (03CH07-HY)
Preamplifier	EMEC	EM18G40G	0600789	18-40GHz	Jul. 23, 2021	Mar. 24, 2022~ Jul. 20, 2022	Jul. 22, 2022	Radiation (03CH07-HY)
Spectrum Analyzer	Agilent	N9030A	MY52350276	3Hz~44GHz	Jul. 22, 2021	Mar. 24, 2022~ Jul. 20, 2022	Jul. 21, 2022	Radiation (03CH07-HY)
EMI Test Receiver	Agilent	N9038A(MXE)	MY53290053	20Hz~26.5GHz	May 27, 2022	Jul. 20, 2022 ~ Jul. 28, 2022	May 26, 2023	Radiation (03CH07-HY)
RF Cable	HUBER + SUHNER	SUCOFLEX 104	MY15682/4	30MHz to 18GHz	Feb. 23, 2022	Mar. 24, 2022~ Jul. 28, 2022	Feb. 22, 2023	Radiation (03CH07-HY)
RF Cable	HUBER + SUHNER	SUCOFLEX 104	MY24971/4	9kHz to 18GHz	Feb. 23, 2022	Mar. 24, 2022~ Jul. 28, 2022	Feb. 22, 2023	Radiation (03CH07-HY)
RF Cable	HUBER + SUHNER	SUCOFLEX 104	MY28655/4	9kHz to 18GHz	Feb. 23, 2022	Mar. 24, 2022~ Jul. 28, 2022	Feb. 22, 2023	Radiation (03CH07-HY)
Controller	EMEC	EM1000	N/A	Control Ant Mast	N/A	Mar. 24, 2022~ Jul. 28, 2022	N/A	Radiation (03CH07-HY)
Controller	MF	MF-7802	N/A	Control Turn table	N/A	Mar. 24, 2022~ Jul. 28, 2022	N/A	Radiation (03CH07-HY)
Antenna Mast	EMEC	AM-BS-4500E	N/A	Boresight mast 1M~4M	N/A	Mar. 24, 2022~ Jul. 28, 2022	N/A	Radiation (03CH07-HY)
Turn Table	ChainTek	Chaintek 3000	N/A	0~360 Degree	N/A	Mar. 24, 2022~ Jul. 28, 2022	N/A	Radiation (03CH07-HY)
Software	Audix	E3	N/A	N/A	N/A	Mar. 24, 2022~ Jul. 28, 2022	N/A	Radiation (03CH07-HY)
USB Data Logger	TECPEL	TR-32	HE17XB2495	N/A	Mar. 07, 2022	Mar. 24, 2022~ Jul. 28, 2022	Mar. 06, 2023	Radiation (03CH07-HY)
Horn Antenna	EMCO	3117	00143261	1GHz~18GHz	Feb. 11, 2022	Mar. 24, 2022~ Jul. 28, 2022	Feb. 10, 2023	Radiation (03CH07-HY)
SHF-EHF Horn Antenna	SCHWARZBECK	BBHA 9170	BBHA9170251	18GHz~40GHz	Nov. 30, 2021	Mar. 24, 2022~ Jul. 28, 2022	Nov. 29, 2022	Radiation (03CH07-HY)
Signal Generator	Rohde & Schwarz	SMF100A	101107	100kHz~40GHz	Dec. 08, 2021	Mar. 24, 2022~ Jul. 28, 2022	Dec. 07, 2022	Radiation (03CH07-HY)
Radio Communication Analyzer	Anritsu	MT8821C	6262025280	LTE FDD/TDD LTE-2CC DLCA/ULCA	Oct. 29, 2021	Jun. 17, 2022~ Aug. 05, 2022	Oct. 28, 2022	Conducted (TH03-HY)
Spectrum Analyzer	Rohde & Schwarz	FSV40	101908	10Hz~40GHz	Oct. 01, 2021	Jun. 17, 2022~ Aug. 05, 2022	Sep. 30, 2022	Conducted (TH03-HY)
Thermal Chamber	ESPEC	SH-641	92013720	-40℃ ~90℃	Sep. 09, 2021	Jun. 17, 2022~ Aug. 05, 2022	Sep. 08, 2022	Conducted (TH03-HY)
DC Power Supply	GW Instek	GPP-2323	GES906037	0V~64V ; 0A~6A	Jan. 06, 2022	Jun. 17, 2022~ Aug. 05, 2022	Jan. 05, 2023	Conducted (TH03-HY)
Coupler	Warison	20dB 25W SMA Directional Coupler	#B	1-18GHz	Jan. 07, 2022	Jun. 17, 2022~ Aug. 05, 2022	Jan. 06, 2023	Conducted (TH03-HY)



6 Uncertainty of Evaluation

Uncertainty of Radiated Emission Measurement (30 MHz ~ 1000 MHz)

Measuring Uncertainty for a Level of Confidence of 95% ($U = 2Uc(y)$)	3.25 dB
---	---------

Uncertainty of Radiated Emission Measurement (1 GHz ~ 18 GHz)

Measuring Uncertainty for a Level of Confidence of 95% ($U = 2Uc(y)$)	3.50 dB
---	---------

Uncertainty of Radiated Emission Measurement (18 GHz ~ 40 GHz)

Measuring Uncertainty for a Level of Confidence of 95% ($U = 2Uc(y)$)	4.08 dB
---	---------



Appendix A. Test Results of Conducted Test

Conducted Output Power(Average power & ERP/EIRP)

<Main Antenna_CFG0>

LTE Band 2 Maximum Average Power [dBm] (GT - LC = 2.3 dB)								
BW [MHz]	RB Size	RB Offset	Mod	Lowest	Middle	Highest	EIRP (dBm)	EIRP (W)
20	1	0	QPSK	24.22	24.23	24.11	26.53	0.4498
20	1	49		24.15	24.19	23.99		
20	1	99		24.10	24.05	23.89		
20	50	0		23.27	23.27	23.18		
20	50	24		23.32	23.25	23.15		
20	50	50		23.26	23.17	23.08		
20	100	0		23.30	23.23	23.16		
20	1	0	16-QAM	23.59	23.61	23.44	25.91	0.3899
20	1	49		23.51	23.52	23.32		
20	1	99		23.47	23.41	23.22		
20	50	0		22.30	22.29	22.21		
20	50	24		22.34	22.25	22.15		
20	50	50		22.29	22.16	22.08		
20	100	0		22.32	22.22	22.16		
20	1	0	64-QAM	22.48	22.40	22.30	24.81	0.3027
20	1	49		22.49	22.39	22.24		
20	1	99		22.51	22.22	22.08		
20	50	0		21.27	21.31	21.19		
20	50	24		21.33	21.26	21.14		
20	50	50		21.27	21.19	21.08		
20	100	0		21.34	21.23	21.13		
20	1	0	256-QAM	19.70	19.55	19.52	22.11	0.1626
20	1	49		19.56	19.79	19.78		
20	1	99		19.81	19.56	19.69		
20	50	0		18.53	18.31	18.54		
20	50	24		18.35	18.35	18.34		
20	50	50		18.32	18.41	18.29		
20	100	0		18.43	18.35	18.39		
Limit	EIRP < 2W			Result			Pass	



LTE Band 2 Maximum Average Power [dBm] (GT - LC = 2.3 dB)								
BW [MHz]	RB Size	RB Offset	Mod	Lowest	Middle	Highest	EIRP (dBm)	EIRP (W)
15	1	0	QPSK	24.19	24.14	24.11	26.49	0.4457
15	1	37		24.05	24.12	23.99		
15	1	74		24.08	24.03	23.86		
15	36	0		23.21	23.21	23.09		
15	36	20		23.29	23.20	23.06		
15	36	39		23.16	23.16	23.03		
15	75	0		23.21	23.17	23.11		
15	1	0	16-QAM	23.49	23.57	23.34	25.87	0.3864
15	1	37		23.46	23.47	23.22		
15	1	74		23.44	23.33	23.19		
15	36	0		22.20	22.27	22.17		
15	36	20		22.32	22.16	22.13		
15	36	39		22.19	22.08	22.02		
15	75	0		22.28	22.14	22.09		
15	1	0	64-QAM	22.46	22.30	22.21	24.76	0.2992
15	1	37		22.43	22.38	22.14		
15	1	74		22.43	22.20	22.01		
15	36	0		21.26	21.28	21.19		
15	36	20		21.23	21.20	21.14		
15	36	39		21.23	21.09	20.99		
15	75	0		21.31	21.23	21.12		
15	1	0	256-QAM	19.71	19.64	19.56	22.03	0.1596
15	1	37		19.65	19.63	19.60		
15	1	74		19.52	19.54	19.73		
15	36	0		18.44	18.28	18.54		
15	36	20		18.27	18.25	18.45		
15	36	39		18.27	18.23	18.25		
15	75	0		18.48	18.46	18.56		
Limit	EIRP < 2W			Result			Pass	



LTE Band 2 Maximum Average Power [dBm] (GT - LC = 2.3 dB)								
BW [MHz]	RB Size	RB Offset	Mod	Lowest	Middle	Highest	EIRP (dBm)	EIRP (W)
10	1	0	QPSK	24.18	24.22	24.11	26.52	0.4487
10	1	25		24.14	24.10	23.94		
10	1	49		24.07	23.99	23.79		
10	25	0		23.22	23.20	23.17		
10	25	12		23.22	23.24	23.07		
10	25	25		23.26	23.09	22.99		
10	50	0		23.27	23.22	23.07		
10	1	0	16-QAM	23.55	23.53	23.44	25.85	0.3846
10	1	25		23.48	23.52	23.23		
10	1	49		23.45	23.40	23.18		
10	25	0		22.22	22.24	22.17		
10	25	12		22.32	22.21	22.09		
10	25	25		22.21	22.06	22.01		
10	50	0		22.29	22.19	22.07		
10	1	0	64-QAM	22.47	22.37	22.26	24.77	0.2999
10	1	25		22.44	22.29	22.18		
10	1	49		22.42	22.18	22.04		
10	25	0		21.26	21.27	21.19		
10	25	12		21.23	21.18	21.05		
10	25	25		21.26	21.17	21.03		
10	50	0		21.24	21.19	21.10		
10	1	0	256-QAM	19.63	19.51	19.54	21.96	0.1570
10	1	25		19.56	19.57	19.62		
10	1	49		19.66	19.65	19.60		
10	25	0		18.29	18.42	18.43		
10	25	12		18.35	18.26	18.24		
10	25	25		18.46	18.44	18.51		
10	50	0		18.48	18.38	18.43		
Limit	EIRP < 2W			Result			Pass	



LTE Band 2 Maximum Average Power [dBm] (GT - LC = 2.3 dB)								
BW [MHz]	RB Size	RB Offset	Mod	Lowest	Middle	Highest	EIRP (dBm)	EIRP (W)
5	1	0	QPSK	24.12	24.16	24.11	26.46	0.4426
5	1	12		24.14	24.14	23.92		
5	1	24		24.05	23.98	23.79		
5	12	0		23.26	23.26	23.08		
5	12	7		23.25	23.21	23.05		
5	12	13		23.26	23.12	23.03		
5	25	0		23.30	23.15	23.09		
5	1	0	16-QAM	23.52	23.56	23.42	25.86	0.3855
5	1	12		23.46	23.51	23.27		
5	1	24		23.44	23.36	23.12		
5	12	0		22.21	22.26	22.18		
5	12	7		22.32	22.16	22.10		
5	12	13		22.27	22.16	22.05		
5	25	0		22.23	22.14	22.15		
5	1	0	64-QAM	22.43	22.37	22.23	24.73	0.2972
5	1	12		22.42	22.31	22.15		
5	1	24		22.43	22.16	22.05		
5	12	0		21.17	21.27	21.11		
5	12	7		21.33	21.20	21.08		
5	12	13		21.20	21.11	21.00		
5	25	0		21.28	21.16	21.06		
5	1	0	256-QAM	19.72	19.69	19.59	22.02	0.1592
5	1	12		19.71	19.51	19.68		
5	1	24		19.68	19.44	19.63		
5	12	0		18.33	18.37	18.26		
5	12	7		18.46	18.59	18.50		
5	12	13		18.22	18.23	18.26		
5	25	0		18.55	18.42	18.37		
Limit	EIRP < 2W			Result			Pass	



LTE Band 2 Maximum Average Power [dBm] (GT - LC = 2.3 dB)								
BW [MHz]	RB Size	RB Offset	Mod	Lowest	Middle	Highest	EIRP (dBm)	EIRP (W)
3	1	0	QPSK	24.16	24.20	24.03	26.50	0.4467
3	1	8		24.07	24.17	23.98		
3	1	14		24.03	24.03	23.82		
3	8	0		23.27	23.19	23.14		
3	8	4		23.25	23.20	23.10		
3	8	7		23.24	23.09	23.02		
3	15	0		23.25	23.23	23.10		
3	1	0	16-QAM	23.50	23.57	23.36	25.87	0.3864
3	1	8		23.46	23.49	23.26		
3	1	14		23.42	23.35	23.12		
3	8	0		22.27	22.25	22.21		
3	8	4		22.28	22.23	22.05		
3	8	7		22.25	22.07	22.06		
3	15	0		22.30	22.21	22.13		
3	1	0	64-QAM	22.38	22.39	22.29	24.80	0.3020
3	1	8		22.40	22.31	22.22		
3	1	14		22.50	22.12	22.07		
3	8	0		21.17	21.22	21.18		
3	8	4		21.24	21.16	21.07		
3	8	7		21.17	21.19	21.08		
3	15	0		21.25	21.13	21.12		
3	1	0	256-QAM	19.48	19.38	19.43	22.01	0.1589
3	1	8		19.48	19.68	19.42		
3	1	14		19.66	19.71	19.54		
3	8	0		18.28	18.36	18.44		
3	8	4		18.27	18.30	18.33		
3	8	7		18.31	18.30	18.42		
3	15	0		18.29	18.26	18.35		
Limit	EIRP < 2W			Result			Pass	



LTE Band 2 Maximum Average Power [dBm] (GT - LC = 2.3 dB)								
BW [MHz]	RB Size	RB Offset	Mod	Lowest	Middle	Highest	EIRP (dBm)	EIRP (W)
1.4	1	0	QPSK	24.13	24.18	24.06	26.52	0.4487
1.4	1	3		24.07	24.11	23.89		
1.4	1	5		24.10	23.95	23.79		
1.4	3	0		24.22	24.20	24.01		
1.4	3	1		24.09	24.14	23.97		
1.4	3	3		24.01	23.96	23.81		
1.4	6	0		23.23	23.23	23.12		
1.4	1	0	16-QAM	23.24	23.17	23.13	25.89	0.3882
1.4	1	3		23.25	23.14	23.02		
1.4	1	5		23.30	23.21	23.09		
1.4	3	0		23.59	23.58	23.38		
1.4	3	1		23.42	23.42	23.31		
1.4	3	3		23.41	23.38	23.19		
1.4	6	0		22.23	22.19	22.12		
1.4	1	0	64-QAM	22.24	22.22	22.05	24.73	0.2972
1.4	1	3		22.28	22.07	22.00		
1.4	1	5		22.27	22.13	22.09		
1.4	3	0		22.38	22.30	22.26		
1.4	3	1		22.43	22.32	22.21		
1.4	3	3		22.42	22.21	22.00		
1.4	6	0		21.17	21.26	21.15		
1.4	1	0	256-QAM	19.31	19.40	19.47	21.94	0.1563
1.4	1	3		19.55	19.56	19.36		
1.4	1	5		19.32	19.47	19.37		
1.4	3	0		19.60	19.52	19.41		
1.4	3	1		19.44	19.64	19.56		
1.4	3	3		19.57	19.61	19.49		
1.4	6	0		18.30	18.29	18.23		
Limit	EIRP < 2W			Result			Pass	



LTE Band 25 Maximum Average Power [dBm] (GT - LC = 2.3 dB)								
BW [MHz]	RB Size	RB Offset	Mod	Lowest	Middle	Highest	EIRP (dBm)	EIRP (W)
20	1	0	QPSK	24.25	24.12	23.95	26.55	0.4519
20	1	49		24.03	24.00	23.88		
20	1	99		23.94	23.94	23.84		
20	50	0		23.20	23.16	23.03		
20	50	24		23.26	23.20	23.09		
20	50	50		23.20	23.15	23.02		
20	100	0		23.22	23.18	23.01		
20	1	0	16-QAM	23.46	23.46	23.35	25.76	0.3767
20	1	49		23.38	23.39	23.25		
20	1	99		23.34	23.29	23.23		
20	50	0		22.20	22.17	22.05		
20	50	24		22.26	22.22	22.13		
20	50	50		22.20	22.15	22.03		
20	100	0		22.22	22.19	22.00		
20	1	0	64-QAM	22.31	22.27	22.13	24.61	0.2891
20	1	49		22.25	22.22	22.11		
20	1	99		22.21	22.17	22.10		
20	50	0		21.21	21.17	21.07		
20	50	24		21.29	21.23	21.11		
20	50	50		21.21	21.16	21.06		
20	100	0		21.26	21.19	21.03		
20	1	0	256-QAM	19.30	19.48	19.56	21.86	0.1535
20	1	49		19.51	19.30	19.24		
20	1	99		19.46	19.31	19.29		
20	50	0		18.43	18.40	18.35		
20	50	24		18.32	18.44	18.51		
20	50	50		18.22	18.22	18.45		
20	100	0		18.36	18.44	18.34		
Limit	EIRP < 2W			Result			Pass	



LTE Band 25 Maximum Average Power [dBm] (GT - LC = 2.3 dB)								
BW [MHz]	RB Size	RB Offset	Mod	Lowest	Middle	Highest	EIRP (dBm)	EIRP (W)
15	1	0	QPSK	24.04	24.10	23.95	26.40	0.4365
15	1	37		24.01	23.94	23.81		
15	1	74		23.91	23.90	23.75		
15	36	0		23.18	23.10	23.02		
15	36	20		23.21	23.15	23.06		
15	36	39		23.19	23.10	22.95		
15	75	0		23.17	23.14	22.94		
15	1	0	16-QAM	23.44	23.43	23.26	25.74	0.3750
15	1	37		23.36	23.34	23.21		
15	1	74		23.34	23.25	23.18		
15	36	0		22.16	22.17	21.95		
15	36	20		22.23	22.14	22.04		
15	36	39		22.19	22.07	21.99		
15	75	0		22.16	22.15	21.98		
15	1	0	64-QAM	22.31	22.19	22.13	24.61	0.2891
15	1	37		22.17	22.19	22.06		
15	1	74		22.19	22.17	22.02		
15	36	0		21.19	21.17	21.06		
15	36	20		21.26	21.13	21.08		
15	36	39		21.12	21.07	20.96		
15	75	0		21.17	21.10	21.03		
15	1	0	256-QAM	19.41	19.31	19.37	21.71	0.1483
15	1	37		19.21	19.29	19.31		
15	1	74		19.22	19.21	19.33		
15	36	0		18.46	18.43	18.43		
15	36	20		18.26	18.27	18.24		
15	36	39		18.13	18.20	18.26		
15	75	0		18.13	18.24	18.19		
Limit	EIRP < 2W			Result			Pass	



LTE Band 25 Maximum Average Power [dBm] (GT - LC = 2.3 dB)								
BW [MHz]	RB Size	RB Offset	Mod	Lowest	Middle	Highest	EIRP (dBm)	EIRP (W)
10	1	0	QPSK	24.03	24.03	23.93	26.33	0.4295
10	1	25		23.98	23.93	23.79		
10	1	49		23.87	23.89	23.75		
10	25	0		23.17	23.11	23.00		
10	25	12		23.24	23.20	23.03		
10	25	25		23.11	23.14	22.99		
10	50	0		23.20	23.15	22.96		
10	1	0	16-QAM	23.38	23.37	23.29	25.68	0.3698
10	1	25		23.37	23.32	23.19		
10	1	49		23.32	23.27	23.19		
10	25	0		22.18	22.15	22.03		
10	25	12		22.23	22.20	22.06		
10	25	25		22.15	22.10	22.01		
10	50	0		22.22	22.14	21.94		
10	1	0	64-QAM	22.21	22.19	22.07	24.52	0.2831
10	1	25		22.22	22.17	22.07		
10	1	49		22.17	22.14	22.02		
10	25	0		21.18	21.12	21.04		
10	25	12		21.28	21.22	21.11		
10	25	25		21.11	21.13	21.06		
10	50	0		21.18	21.16	21.01		
10	1	0	256-QAM	19.32	19.19	19.43	21.73	0.1489
10	1	25		19.39	19.39	19.25		
10	1	49		19.29	19.31	19.19		
10	25	0		18.19	18.20	18.24		
10	25	12		18.25	18.39	18.22		
10	25	25		18.21	18.38	18.37		
10	50	0		18.33	18.32	18.30		
Limit	EIRP < 2W			Result			Pass	



LTE Band 25 Maximum Average Power [dBm] (GT - LC = 2.3 dB)								
BW [MHz]	RB Size	RB Offset	Mod	Lowest	Middle	Highest	EIRP (dBm)	EIRP (W)
5	1	0	QPSK	24.05	24.08	23.88	26.38	0.4345
5	1	12		24.03	23.99	23.85		
5	1	24		23.87	23.84	23.82		
5	12	0		23.20	23.08	22.96		
5	12	7		23.20	23.12	23.08		
5	12	13		23.13	23.15	22.97		
5	25	0		23.15	23.13	22.96		
5	1	0	16-QAM	23.40	23.43	23.26	25.73	0.3741
5	1	12		23.38	23.33	23.23		
5	1	24		23.29	23.24	23.23		
5	12	0		22.10	22.10	22.03		
5	12	7		22.24	22.20	22.12		
5	12	13		22.20	22.09	21.98		
5	25	0		22.16	22.19	21.90		
5	1	0	64-QAM	22.29	22.27	22.12	24.59	0.2877
5	1	12		22.23	22.14	22.09		
5	1	24		22.20	22.10	22.01		
5	12	0		21.15	21.08	21.04		
5	12	7		21.22	21.20	21.11		
5	12	13		21.21	21.13	21.03		
5	25	0		21.21	21.17	20.99		
5	1	0	256-QAM	19.34	19.49	19.52	21.82	0.1521
5	1	12		19.27	19.39	19.39		
5	1	24		19.12	19.21	19.12		
5	12	0		18.23	18.19	18.18		
5	12	7		18.37	18.46	18.25		
5	12	13		18.40	18.28	18.39		
5	25	0		18.38	18.38	18.39		
Limit	EIRP < 2W			Result			Pass	



LTE Band 25 Maximum Average Power [dBm] (GT - LC = 2.3 dB)								
BW [MHz]	RB Size	RB Offset	Mod	Lowest	Middle	Highest	EIRP (dBm)	EIRP (W)
3	1	0	QPSK	24.10	24.12	23.95	26.42	0.4385
3	1	8		24.01	23.97	23.88		
3	1	14		23.86	23.87	23.76		
3	8	0		23.19	23.15	22.96		
3	8	4		23.16	23.12	23.08		
3	8	7		23.17	23.10	22.93		
3	15	0		23.19	23.15	22.91		
3	1	0	16-QAM	23.43	23.45	23.25	25.75	0.3758
3	1	8		23.32	23.31	23.22		
3	1	14		23.27	23.21	23.19		
3	8	0		22.12	22.08	21.99		
3	8	4		22.24	22.20	22.03		
3	8	7		22.18	22.09	22.02		
3	15	0		22.16	22.18	21.96		
3	1	0	64-QAM	22.25	22.25	22.13	24.55	0.2851
3	1	8		22.16	22.22	22.10		
3	1	14		22.17	22.08	22.03		
3	8	0		21.18	21.17	21.04		
3	8	4		21.25	21.22	21.04		
3	8	7		21.19	21.09	21.04		
3	15	0		21.18	21.19	20.96		
3	1	0	256-QAM	19.41	19.51	19.46	21.81	0.1517
3	1	8		19.51	19.23	19.45		
3	1	14		19.19	19.16	19.35		
3	8	0		18.19	18.40	18.41		
3	8	4		18.48	18.50	18.27		
3	8	7		18.31	18.31	18.23		
3	15	0		18.40	18.47	18.46		
Limit	EIRP < 2W			Result			Pass	



LTE Band 25 Maximum Average Power [dBm] (GT - LC = 2.3 dB)								
BW [MHz]	RB Size	RB Offset	Mod	Lowest	Middle	Highest	EIRP (dBm)	EIRP (W)
1.4	1	0	QPSK	24.06	24.07	23.87	26.41	0.4375
1.4	1	3		24.01	23.92	23.83		
1.4	1	5		23.88	23.88	23.76		
1.4	3	0		24.08	24.11	23.92		
1.4	3	1		24.03	23.98	23.81		
1.4	3	3		23.86	23.91	23.76		
1.4	6	0		23.13	23.12	22.98		
1.4	1	0	16-QAM	23.19	23.13	23.05	25.75	0.3758
1.4	1	3		23.19	23.08	22.92		
1.4	1	5		23.14	23.08	22.96		
1.4	3	0		23.45	23.41	23.35		
1.4	3	1		23.38	23.33	23.23		
1.4	3	3		23.30	23.29	23.16		
1.4	6	0		22.16	22.09	22.01		
1.4	1	0	64-QAM	22.17	22.15	22.13	24.52	0.2831
1.4	1	3		22.11	22.06	21.95		
1.4	1	5		22.17	22.16	21.95		
1.4	3	0		22.22	22.21	22.09		
1.4	3	1		22.17	22.19	22.05		
1.4	3	3		22.16	22.14	22.06		
1.4	6	0		21.16	21.10	21.04		
1.4	1	0	256-QAM	19.44	19.44	19.41	21.80	0.1514
1.4	1	3		19.26	19.06	19.18		
1.4	1	5		19.37	19.40	19.26		
1.4	3	0		19.34	19.50	19.34		
1.4	3	1		19.36	19.40	19.26		
1.4	3	3		19.22	19.40	19.41		
1.4	6	0		18.33	18.21	18.27		
Limit	EIRP < 2W			Result			Pass	



LTE Band 4 Maximum Average Power [dBm] (GT - LC = 2.1 dB)								
BW [MHz]	RB Size	RB Offset	Mod	Lowest	Middle	Highest	EIRP (dBm)	EIRP (W)
20	1	0	QPSK	24.05	24.07	24.04	26.17	0.4140
20	1	49		23.99	23.98	23.93		
20	1	99		23.95	23.92	23.83		
20	50	0		23.06	23.12	23.03		
20	50	24		23.12	23.09	22.99		
20	50	50		23.07	23.07	23.01		
20	100	0		23.07	23.05	22.95		
20	1	0	16-QAM	23.43	23.39	23.41	25.53	0.3573
20	1	49		23.32	23.35	23.26		
20	1	99		23.31	23.26	23.17		
20	50	0		22.06	22.12	22.04		
20	50	24		22.15	22.09	22.01		
20	50	50		22.08	22.08	22.01		
20	100	0		22.08	22.03	21.98		
20	1	0	64-QAM	22.27	22.22	22.24	24.37	0.2735
20	1	49		22.19	22.21	22.10		
20	1	99		22.17	22.13	22.05		
20	50	0		21.08	21.12	21.05		
20	50	24		21.15	21.10	21.00		
20	50	50		21.09	21.09	20.99		
20	100	0		21.10	21.07	21.00		
20	1	0	256-QAM	19.46	19.29	19.34	21.56	0.1432
20	1	49		19.34	19.24	19.26		
20	1	99		19.41	19.30	19.34		
20	50	0		18.35	18.27	18.31		
20	50	24		18.17	18.27	18.20		
20	50	50		18.30	18.17	18.24		
20	100	0		18.34	18.24	18.26		
Limit	EIRP < 1W			Result			Pass	



LTE Band 4 Maximum Average Power [dBm] (GT - LC = 2.1 dB)								
BW [MHz]	RB Size	RB Offset	Mod	Lowest	Middle	Highest	EIRP (dBm)	EIRP (W)
15	1	0	QPSK	24.03	24.01	24.03	26.13	0.4102
15	1	37		23.95	23.92	23.84		
15	1	74		23.88	23.86	23.76		
15	36	0		22.99	23.06	22.98		
15	36	20		23.06	23.08	22.99		
15	36	39		22.98	23.00	22.92		
15	75	0		23.00	23.01	22.92		
15	1	0	16-QAM	23.34	23.32	23.41	25.51	0.3556
15	1	37		23.30	23.27	23.23		
15	1	74		23.23	23.18	23.08		
15	36	0		22.00	22.05	22.03		
15	36	20		22.12	22.03	22.00		
15	36	39		21.98	22.03	21.93		
15	75	0		22.02	21.98	21.96		
15	1	0	64-QAM	22.22	22.13	22.19	24.32	0.2704
15	1	37		22.11	22.16	22.10		
15	1	74		22.14	22.11	22.03		
15	36	0		20.99	21.10	21.02		
15	36	20		21.13	21.01	20.94		
15	36	39		21.08	20.99	20.92		
15	75	0		21.01	21.03	20.92		
15	1	0	256-QAM	19.23	19.49	19.23	21.59	0.1442
15	1	37		19.21	19.26	19.20		
15	1	74		19.15	19.28	19.40		
15	36	0		18.28	18.22	18.20		
15	36	20		18.15	18.27	18.40		
15	36	39		18.29	18.34	18.23		
15	75	0		18.25	18.20	18.01		
Limit	EIRP < 1W			Result			Pass	



LTE Band 4 Maximum Average Power [dBm] (GT - LC = 2.1 dB)								
BW [MHz]	RB Size	RB Offset	Mod	Lowest	Middle	Highest	EIRP (dBm)	EIRP (W)
10	1	0	QPSK	24.04	24.01	24.04	26.14	0.4111
10	1	25		23.97	23.89	23.85		
10	1	49		23.94	23.84	23.82		
10	25	0		22.96	23.06	22.94		
10	25	12		23.03	23.00	22.97		
10	25	25		22.98	22.97	22.94		
10	50	0		23.03	22.99	22.95		
10	1	0	16-QAM	23.43	23.29	23.37	25.53	0.3573
10	1	25		23.31	23.28	23.23		
10	1	49		23.25	23.21	23.09		
10	25	0		22.03	22.05	21.97		
10	25	12		22.10	22.03	21.91		
10	25	25		21.99	22.06	21.97		
10	50	0		21.99	21.98	21.90		
10	1	0	64-QAM	22.22	22.12	22.16	24.32	0.2704
10	1	25		22.15	22.18	22.05		
10	1	49		22.17	22.10	22.05		
10	25	0		21.00	21.12	21.01		
10	25	12		21.07	21.00	20.90		
10	25	25		20.99	21.09	20.91		
10	50	0		21.03	21.07	20.92		
10	1	0	256-QAM	19.32	19.44	19.51	21.61	0.1449
10	1	25		19.35	19.39	19.39		
10	1	49		19.17	19.21	19.29		
10	25	0		18.18	18.00	18.27		
10	25	12		18.36	18.37	18.35		
10	25	25		18.21	18.00	18.01		
10	50	0		18.12	18.32	18.16		
Limit	EIRP < 1W			Result			Pass	



LTE Band 4 Maximum Average Power [dBm] (GT - LC = 2.1 dB)								
BW [MHz]	RB Size	RB Offset	Mod	Lowest	Middle	Highest	EIRP (dBm)	EIRP (W)
5	1	0	QPSK	24.02	24.01	23.95	26.12	0.4093
5	1	12		23.97	23.92	23.92		
5	1	24		23.85	23.82	23.77		
5	12	0		23.01	23.06	22.93		
5	12	7		23.07	23.09	22.90		
5	12	13		23.04	23.03	23.00		
5	25	0		22.98	23.03	22.94		
5	1	0	16-QAM	23.34	23.32	23.41	25.51	0.3556
5	1	12		23.26	23.32	23.19		
5	1	24		23.24	23.19	23.17		
5	12	0		22.05	22.08	22.01		
5	12	7		22.08	22.09	21.92		
5	12	13		22.03	22.05	22.01		
5	25	0		21.98	21.94	21.90		
5	1	0	64-QAM	22.19	22.17	22.20	24.30	0.2692
5	1	12		22.14	22.16	22.06		
5	1	24		22.14	22.05	22.04		
5	12	0		21.07	21.11	20.99		
5	12	7		21.06	21.07	20.92		
5	12	13		21.09	21.09	20.89		
5	25	0		21.03	20.98	20.95		
5	1	0	256-QAM	19.49	19.49	19.41	21.59	0.1442
5	1	12		19.22	19.42	19.43		
5	1	24		19.24	19.35	19.26		
5	12	0		18.31	18.19	18.15		
5	12	7		18.31	18.24	18.36		
5	12	13		18.39	18.18	18.27		
5	25	0		18.08	18.33	18.33		
Limit	EIRP < 1W			Result			Pass	



LTE Band 4 Maximum Average Power [dBm] (GT - LC = 2.1 dB)								
BW [MHz]	RB Size	RB Offset	Mod	Lowest	Middle	Highest	EIRP (dBm)	EIRP (W)
3	1	0	QPSK	24.01	23.99	24.00	26.11	0.4083
3	1	8		23.93	23.92	23.93		
3	1	14		23.94	23.90	23.81		
3	8	0		23.05	23.07	22.94		
3	8	4		23.06	23.06	22.95		
3	8	7		23.04	23.02	23.01		
3	15	0		23.06	22.95	22.90		
3	1	0	16-QAM	23.41	23.35	23.36	25.51	0.3556
3	1	8		23.22	23.30	23.24		
3	1	14		23.28	23.22	23.11		
3	8	0		22.02	22.03	22.01		
3	8	4		22.06	22.04	21.98		
3	8	7		22.03	22.08	21.98		
3	15	0		22.02	21.99	21.89		
3	1	0	64-QAM	22.20	22.20	22.20	24.30	0.2692
3	1	8		22.12	22.18	22.06		
3	1	14		22.15	22.09	22.00		
3	8	0		20.99	21.04	21.03		
3	8	4		21.06	21.00	20.97		
3	8	7		21.06	21.05	20.93		
3	15	0		21.05	21.01	20.90		
3	1	0	256-QAM	19.25	19.22	19.38	21.49	0.1409
3	1	8		19.30	19.34	19.33		
3	1	14		19.35	19.39	19.33		
3	8	0		18.01	18.03	18.16		
3	8	4		18.31	18.08	18.21		
3	8	7		18.17	18.35	18.19		
3	15	0		18.11	18.32	18.27		
Limit	EIRP < 1W			Result			Pass	



LTE Band 4 Maximum Average Power [dBm] (GT - LC = 2.1 dB)								
BW [MHz]	RB Size	RB Offset	Mod	Lowest	Middle	Highest	EIRP (dBm)	EIRP (W)
1.4	1	0	QPSK	23.97	24.04	24.02	26.14	0.4111
1.4	1	3		23.98	23.92	23.86		
1.4	1	5		23.90	23.83	23.77		
1.4	3	0		23.97	24.00	24.04		
1.4	3	1		23.89	23.94	23.88		
1.4	3	3		23.93	23.86	23.83		
1.4	6	0		22.99	23.06	23.02		
1.4	1	0	16-QAM	23.07	23.01	22.99	25.51	0.3556
1.4	1	3		23.01	23.06	22.92		
1.4	1	5		23.04	22.97	22.91		
1.4	3	0		23.41	23.39	23.40		
1.4	3	1		23.26	23.27	23.23		
1.4	3	3		23.26	23.21	23.13		
1.4	6	0		22.02	22.02	22.03		
1.4	1	0	64-QAM	22.05	22.05	22.01	24.31	0.2698
1.4	1	3		22.05	22.01	21.93		
1.4	1	5		21.98	21.93	21.90		
1.4	3	0		22.18	22.21	22.16		
1.4	3	1		22.11	22.15	22.08		
1.4	3	3		22.08	22.11	21.99		
1.4	6	0		20.99	21.10	20.99		
1.4	1	0	256-QAM	19.23	19.06	19.21	21.51	0.1416
1.4	1	3		19.26	19.20	19.24		
1.4	1	5		19.19	19.04	19.03		
1.4	3	0		19.18	19.32	19.27		
1.4	3	1		19.29	19.41	19.28		
1.4	3	3		19.35	19.31	19.32		
1.4	6	0		18.01	18.24	18.26		
Limit	EIRP < 1W			Result			Pass	



LTE Band 5 Maximum Average Power [dBm] (GT - LC = 0 dB)								
BW [MHz]	RB Size	RB Offset	Mod	Lowest	Middle	Highest	ERP (dBm)	ERP (W)
10	1	0	QPSK	23.70	23.59	23.67	21.55	0.1429
10	1	25		23.63	23.59	23.62		
10	1	49		23.63	23.61	23.50		
10	25	0		22.72	22.66	22.72		
10	25	12		22.78	22.71	22.69		
10	25	25		22.72	22.78	22.68		
10	50	0		22.77	22.70	22.64		
10	1	0	16-QAM	23.00	22.93	22.97	20.85	0.1216
10	1	25		22.94	22.93	22.86		
10	1	49		22.98	22.98	22.89		
10	25	0		21.73	21.69	21.72		
10	25	12		21.81	21.73	21.72		
10	25	25		21.76	21.78	21.71		
10	50	0		21.79	21.70	21.67		
10	1	0	64-QAM	22.88	21.79	21.88	20.73	0.1183
10	1	25		22.76	21.80	21.78		
10	1	49		22.82	21.91	21.79		
10	25	0		21.69	20.72	20.78		
10	25	12		21.76	20.76	20.73		
10	25	25		21.70	20.83	20.74		
10	50	0		21.77	20.74	20.69		
10	1	0	256-QAM	19.90	19.99	20.08	17.93	0.0621
10	1	25		19.92	19.98	19.98		
10	1	49		20.07	20.01	19.95		
10	25	0		18.76	18.80	18.82		
10	25	12		18.91	18.76	18.85		
10	25	25		18.71	18.82	18.95		
10	50	0		19.00	18.85	18.84		
Limit	ERP < 7W			Result			Pass	



LTE Band 5 Maximum Average Power [dBm] (GT - LC = 0 dB)								
BW [MHz]	RB Size	RB Offset	Mod	Lowest	Middle	Highest	ERP (dBm)	ERP (W)
5	1	0	QPSK	23.67	23.58	23.57	21.52	0.1419
5	1	12		23.55	23.53	23.58		
5	1	24		23.59	23.54	23.42		
5	12	0		22.67	22.58	22.72		
5	12	7		22.70	22.66	22.69		
5	12	13		22.67	22.75	22.67		
5	25	0		22.70	22.64	22.59		
5	1	0	16-QAM	22.97	22.83	22.91	20.82	0.1208
5	1	12		22.93	22.86	22.78		
5	1	24		22.95	22.91	22.82		
5	12	0		21.73	21.68	21.70		
5	12	7		21.81	21.67	21.64		
5	12	13		21.66	21.75	21.66		
5	25	0		21.76	21.60	21.58		
5	1	0	64-QAM	22.84	21.77	21.83	20.69	0.1172
5	1	12		22.75	21.71	21.78		
5	1	24		22.72	21.86	21.72		
5	12	0		21.65	20.62	20.70		
5	12	7		21.67	20.73	20.66		
5	12	13		21.68	20.75	20.74		
5	25	0		21.69	20.65	20.64		
5	1	0	256-QAM	20.09	19.93	19.88	17.94	0.0622
5	1	12		19.80	19.87	19.89		
5	1	24		19.95	19.78	19.95		
5	12	0		18.80	18.77	18.95		
5	12	7		18.79	18.84	18.94		
5	12	13		18.95	18.74	18.77		
5	25	0		18.77	18.99	18.93		
Limit	ERP < 7W			Result			Pass	



LTE Band 5 Maximum Average Power [dBm] (GT - LC = 0 dB)								
BW [MHz]	RB Size	RB Offset	Mod	Lowest	Middle	Highest	ERP (dBm)	ERP (W)
3	1	0	QPSK	23.62	23.57	23.61	21.48	0.1406
3	1	8		23.63	23.50	23.62		
3	1	14		23.53	23.51	23.48		
3	8	0		22.71	22.58	22.65		
3	8	4		22.75	22.68	22.59		
3	8	7		22.68	22.76	22.67		
3	15	0		22.70	22.68	22.56		
3	1	0	16-QAM	22.90	22.87	22.97	20.83	0.1211
3	1	8		22.86	22.92	22.82		
3	1	14		22.89	22.98	22.86		
3	8	0		21.68	21.67	21.71		
3	8	4		21.76	21.73	21.71		
3	8	7		21.72	21.78	21.64		
3	15	0		21.73	21.63	21.65		
3	1	0	64-QAM	22.83	21.76	21.81	20.68	0.1169
3	1	8		22.66	21.70	21.68		
3	1	14		22.76	21.86	21.72		
3	8	0		21.59	20.64	20.72		
3	8	4		21.72	20.72	20.73		
3	8	7		21.67	20.73	20.66		
3	15	0		21.71	20.69	20.69		
3	1	0	256-QAM	20.11	19.83	20.09	17.96	0.0625
3	1	8		19.68	19.77	19.92		
3	1	14		19.84	19.95	19.83		
3	8	0		18.81	18.78	18.68		
3	8	4		18.87	18.79	18.79		
3	8	7		18.81	18.73	18.67		
3	15	0		18.93	18.90	18.82		
Limit	ERP < 7W			Result			Pass	



LTE Band 5 Maximum Average Power [dBm] (GT - LC = 0 dB)								
BW [MHz]	RB Size	RB Offset	Mod	Lowest	Middle	Highest	ERP (dBm)	ERP (W)
1.4	1	0	QPSK	23.67	23.52	23.64	21.52	0.1419
1.4	1	3		23.55	23.53	23.59		
1.4	1	5		23.61	23.60	23.45		
1.4	3	0		23.67	23.50	23.63		
1.4	3	1		23.62	23.50	23.58		
1.4	3	3		23.56	23.59	23.43		
1.4	6	0		22.64	22.66	22.62		
1.4	1	0	16-QAM	22.74	22.69	22.64	20.82	0.1208
1.4	1	3		22.64	22.68	22.58		
1.4	1	5		22.67	22.64	22.56		
1.4	3	0		22.94	22.93	22.92		
1.4	3	1		22.84	22.92	22.86		
1.4	3	3		22.88	22.97	22.85		
1.4	6	0		21.68	21.67	21.62		
1.4	1	0	64-QAM	21.71	21.64	21.70	20.67	0.1167
1.4	1	3		21.72	21.74	21.71		
1.4	1	5		21.73	21.69	21.57		
1.4	3	0		22.82	21.76	21.78		
1.4	3	1		22.66	21.74	21.71		
1.4	3	3		22.80	21.86	21.74		
1.4	6	0		21.59	20.72	20.75		
1.4	1	0	256-QAM	18.81	18.73	18.92	17.97	0.0627
1.4	1	3		18.89	19.01	18.88		
1.4	1	5		19.03	18.75	18.94		
1.4	3	0		19.95	20.12	20.07		
1.4	3	1		19.78	19.85	19.74		
1.4	3	3		20.08	20.10	20.00		
1.4	6	0		18.67	18.67	18.87		
Limit	ERP < 7W			Result			Pass	



LTE Band 12 Maximum Average Power [dBm] (GT - LC = -0.5 dB)								
BW [MHz]	RB Size	RB Offset	Mod	Lowest	Middle	Highest	ERP (dBm)	ERP (W)
10	1	0	QPSK	23.57	23.64	23.71	21.06	0.1276
10	1	25		23.64	23.69	23.68		
10	1	49		23.69	23.67	23.66		
10	25	0		22.63	22.69	22.69		
10	25	12		22.76	22.75	22.74		
10	25	25		22.80	22.84	22.80		
10	50	0		22.77	22.71	22.72		
10	1	0	16-QAM	22.95	22.93	23.01	20.47	0.1114
10	1	25		22.99	23.01	23.03		
10	1	49		23.10	23.12	23.05		
10	25	0		21.71	21.69	21.73		
10	25	12		21.79	21.76	21.77		
10	25	25		21.79	21.84	21.81		
10	50	0		21.78	21.73	21.72		
10	1	0	64-QAM	21.79	21.83	21.87	19.36	0.0863
10	1	25		21.87	21.84	21.88		
10	1	49		22.01	21.93	21.93		
10	25	0		20.71	20.75	20.77		
10	25	12		20.82	20.80	20.77		
10	25	25		20.83	20.86	20.82		
10	50	0		20.78	20.74	20.77		
10	1	0	256-QAM	18.84	18.81	19.07	16.50	0.0447
10	1	25		19.12	18.93	19.14		
10	1	49		19.15	19.13	19.03		
10	25	0		17.97	17.90	17.94		
10	25	12		18.08	18.00	18.07		
10	25	25		18.13	18.01	17.84		
10	50	0		17.88	18.02	18.07		
Limit	ERP < 3W			Result			Pass	



LTE Band 12 Maximum Average Power [dBm] (GT - LC = -0.5 dB)								
BW [MHz]	RB Size	RB Offset	Mod	Lowest	Middle	Highest	ERP (dBm)	ERP (W)
5	1	0	QPSK	23.56	23.63	23.61	21.03	0.1268
5	1	12		23.56	23.67	23.58		
5	1	24		23.61	23.59	23.68		
5	12	0		22.58	22.62	22.67		
5	12	7		22.71	22.65	22.65		
5	12	13		22.79	22.82	22.80		
5	25	0		22.75	22.62	22.68		
5	1	0	16-QAM	22.88	22.88	23.01	20.45	0.1109
5	1	12		22.93	22.91	23.03		
5	1	24		23.07	23.10	22.95		
5	12	0		21.71	21.60	21.70		
5	12	7		21.73	21.74	21.72		
5	12	13		21.73	21.84	21.76		
5	25	0		21.68	21.66	21.64		
5	1	0	64-QAM	21.69	21.81	21.86	19.28	0.0847
5	1	12		21.77	21.79	21.84		
5	1	24		21.91	21.93	21.86		
5	12	0		20.64	20.72	20.69		
5	12	7		20.79	20.77	20.69		
5	12	13		20.83	20.84	20.78		
5	25	0		20.74	20.72	20.69		
5	1	0	256-QAM	18.82	18.84	18.92	16.65	0.0462
5	1	12		19.09	18.90	19.13		
5	1	24		19.30	19.02	19.15		
5	12	0		17.83	17.86	17.88		
5	12	7		18.10	17.85	18.01		
5	12	13		17.89	17.97	17.99		
5	25	0		17.97	17.79	17.85		
Limit	ERP < 3W			Result			Pass	



LTE Band 12 Maximum Average Power [dBm] (GT - LC = -0.5 dB)								
BW [MHz]	RB Size	RB Offset	Mod	Lowest	Middle	Highest	ERP (dBm)	ERP (W)
3	1	0	QPSK	23.55	23.62	23.68	21.04	0.1271
3	1	8		23.56	23.66	23.62		
3	1	14		23.69	23.57	23.69		
3	8	0		22.62	22.65	22.64		
3	8	4		22.69	22.67	22.74		
3	8	7		22.75	22.77	22.75		
3	15	0		22.71	22.71	22.67		
3	1	0	16-QAM	22.86	22.84	22.95	20.43	0.1104
3	1	8		22.97	22.92	22.99		
3	1	14		23.01	23.08	23.01		
3	8	0		21.61	21.69	21.69		
3	8	4		21.78	21.73	21.76		
3	8	7		21.78	21.82	21.81		
3	15	0		21.76	21.72	21.72		
3	1	0	64-QAM	21.76	21.76	21.87	19.36	0.0863
3	1	8		21.83	21.83	21.82		
3	1	14		22.01	21.88	21.86		
3	8	0		20.71	20.68	20.70		
3	8	4		20.72	20.72	20.74		
3	8	7		20.79	20.80	20.79		
3	15	0		20.75	20.69	20.76		
3	1	0	256-QAM	18.82	18.86	18.82	16.49	0.0446
3	1	8		19.12	19.11	18.95		
3	1	14		19.04	19.14	19.08		
3	8	0		17.73	17.81	17.83		
3	8	4		17.79	17.72	17.86		
3	8	7		17.91	17.81	17.83		
3	15	0		17.98	17.86	17.84		
Limit	ERP < 3W			Result			Pass	



LTE Band 12 Maximum Average Power [dBm] (GT - LC = -0.5 dB)								
BW [MHz]	RB Size	RB Offset	Mod	Lowest	Middle	Highest	ERP (dBm)	ERP (W)
1.4	1	0	QPSK	23.51	23.63	23.61	21.03	0.1268
1.4	1	3		23.60	23.68	23.68		
1.4	1	5		23.61	23.67	23.66		
1.4	3	0		23.48	23.58	23.62		
1.4	3	1		23.59	23.64	23.60		
1.4	3	3		23.65	23.61	23.62		
1.4	6	0		22.61	22.60	22.64		
1.4	1	0	16-QAM	22.72	22.70	22.69	20.41	0.1099
1.4	1	3		22.79	22.75	22.78		
1.4	1	5		22.72	22.66	22.66		
1.4	3	0		22.93	22.92	22.96		
1.4	3	1		22.93	22.97	23.02		
1.4	3	3		23.00	23.06	22.99		
1.4	6	0		21.68	21.69	21.66		
1.4	1	0	64-QAM	21.77	21.73	21.71	19.33	0.0857
1.4	1	3		21.79	21.77	21.73		
1.4	1	5		21.69	21.69	21.69		
1.4	3	0		21.70	21.75	21.79		
1.4	3	1		21.86	21.77	21.86		
1.4	3	3		21.98	21.87	21.92		
1.4	6	0		20.71	20.66	20.76		
1.4	1	0	256-QAM	19.01	19.06	19.03	16.61	0.0458
1.4	1	3		19.00	18.89	18.91		
1.4	1	5		18.83	18.79	18.81		
1.4	3	0		18.82	18.76	18.84		
1.4	3	1		19.12	19.03	19.14		
1.4	3	3		18.99	19.26	19.09		
1.4	6	0		17.77	17.80	18.01		
Limit	ERP < 3W			Result			Pass	



LTE Band 13 Maximum Average Power [dBm] (GT - LC = -0.2 dB)								
BW [MHz]	RB Size	RB Offset	Mod	Lowest	Middle	Highest	ERP (dBm)	ERP (W)
10	1	0	QPSK		23.66		21.31	0.1352
10	1	25			23.48			
10	1	49			23.52			
10	25	0			22.59			
10	25	12			22.75			
10	25	25			22.72			
10	50	0			22.72			
10	1	0	16-QAM		22.80		20.66	0.1164
10	1	25			23.01			
10	1	49			22.89			
10	25	0			21.69			
10	25	12			21.78			
10	25	25			21.72			
10	50	0			21.73			
10	1	0	64-QAM		21.63		19.54	0.0899
10	1	25			21.89			
10	1	49			21.76			
10	25	0			20.69			
10	25	12			20.76			
10	25	25			20.76			
10	50	0			20.79			
10	1	0	256-QAM		18.90		16.76	0.0474
10	1	25			19.11			
10	1	49			18.99			
10	25	0			17.77			
10	25	12			17.98			
10	25	25			18.00			
10	50	0			18.02			
Limit	ERP < 3W			Result			Pass	



LTE Band 13 Maximum Average Power [dBm] (GT - LC = -0.2 dB)								
BW [MHz]	RB Size	RB Offset	Mod	Lowest	Middle	Highest	ERP (dBm)	ERP (W)
5	1	0	QPSK	23.41	23.38	23.40	21.30	0.1349
5	1	12		23.59	23.62	23.65		
5	1	24		23.38	23.47	23.40		
5	12	0		22.50	22.57	22.58		
5	12	7		22.66	22.75	22.62		
5	12	13		22.63	22.65	22.64		
5	25	0		22.60	22.63	22.55		
5	1	0	16-QAM	22.66	22.71	22.76	20.56	0.1138
5	1	12		22.86	22.91	22.85		
5	1	24		22.72	22.82	22.83		
5	12	0		21.52	21.61	21.57		
5	12	7		21.67	21.78	21.69		
5	12	13		21.58	21.67	21.69		
5	25	0		21.63	21.67	21.63		
5	1	0	64-QAM	21.50	21.57	21.51	19.48	0.0887
5	1	12		21.83	21.80	21.78		
5	1	24		21.61	21.76	21.58		
5	12	0		20.67	20.65	20.58		
5	12	7		20.61	20.72	20.67		
5	12	13		20.62	20.69	20.69		
5	25	0		20.69	20.74	20.72		
5	1	0	256-QAM	18.66	18.65	18.59	16.67	0.0465
5	1	12		18.97	18.96	18.97		
5	1	24		19.00	19.02	18.97		
5	12	0		17.93	17.67	17.78		
5	12	7		17.83	18.02	17.97		
5	12	13		17.95	17.97	17.92		
5	25	0		17.83	18.02	18.00		
Limit	ERP < 3W			Result			Pass	



LTE Band 26 Maximum Average Power [dBm] (GT - LC = 0 dB)								
BW [MHz]	RB Size	RB Offset	Mod	Lowest	Middle	Highest	ERP (dBm)	ERP (W)
15	1	0	QPSK	23.59	23.74	23.59	21.59	0.1442
15	1	37		23.54	23.63	23.57		
15	1	74		23.56	23.61	23.47		
15	36	0		22.60	22.67	22.64		
15	36	20		22.75	22.67	22.70		
15	36	39		22.77	22.72	22.65		
15	75	0		22.75	22.68	22.71		
15	1	0	16-QAM	22.90	22.92	23.01	20.89	0.1227
15	1	37		22.92	22.87	22.84		
15	1	74		23.04	22.95	22.83		
15	36	0		21.62	21.68	21.69		
15	36	20		21.77	21.70	21.75		
15	36	39		21.75	21.70	21.69		
15	75	0		21.76	21.68	21.73		
15	1	0	64-QAM	21.72	21.82	21.83	19.80	0.0955
15	1	37		21.78	21.81	21.75		
15	1	74		21.95	21.79	21.73		
15	36	0		20.69	20.71	20.74		
15	36	20		20.79	20.66	20.77		
15	36	39		20.80	20.75	20.70		
15	75	0		20.79	20.66	20.71		
15	1	0	256-QAM	18.82	18.92	18.85	16.92	0.0492
15	1	37		18.91	19.07	18.96		
15	1	74		18.80	18.81	19.03		
15	36	0		17.95	17.77	17.95		
15	36	20		17.75	17.96	17.87		
15	36	39		17.83	17.87	17.86		
15	75	0		17.77	17.85	17.96		
Limit	ERP < 7W			Result			Pass	



LTE Band 26 Maximum Average Power [dBm] (GT - LC = 0 dB)								
BW [MHz]	RB Size	RB Offset	Mod	Lowest	Middle	Highest	ERP (dBm)	ERP (W)
10	1	0	QPSK	23.58	23.56	23.54	21.46	0.1400
10	1	25		23.44	23.61	23.50		
10	1	49		23.61	23.59	23.41		
10	25	0		22.58	22.62	22.62		
10	25	12		22.71	22.57	22.60		
10	25	25		22.76	22.69	22.62		
10	50	0		22.74	22.61	22.68		
10	1	0	16-QAM	22.86	22.92	23.00	20.86	0.1219
10	1	25		22.92	22.86	22.75		
10	1	49		23.01	22.89	22.77		
10	25	0		21.62	21.59	21.69		
10	25	12		21.76	21.62	21.65		
10	25	25		21.74	21.69	21.67		
10	50	0		21.72	21.62	21.66		
10	1	0	64-QAM	21.62	21.73	21.80	19.74	0.0942
10	1	25		21.69	21.81	21.72		
10	1	49		21.89	21.77	21.64		
10	25	0		20.69	20.65	20.69		
10	25	12		20.72	20.56	20.74		
10	25	25		20.76	20.73	20.70		
10	50	0		20.72	20.57	20.62		
10	1	0	256-QAM	18.80	18.97	18.83	16.95	0.0495
10	1	25		19.10	18.89	18.91		
10	1	49		18.89	18.99	18.87		
10	25	0		17.91	17.90	17.82		
10	25	12		17.69	17.86	17.58		
10	25	25		17.76	17.98	17.93		
10	50	0		17.84	17.81	17.58		
Limit	ERP < 7W			Result			Pass	



LTE Band 26 Maximum Average Power [dBm] (GT - LC = 0 dB)								
BW [MHz]	RB Size	RB Offset	Mod	Lowest	Middle	Highest	ERP (dBm)	ERP (W)
5	1	0	QPSK	23.54	23.62	23.59	21.48	0.1406
5	1	12		23.44	23.57	23.55		
5	1	24		23.63	23.61	23.45		
5	12	0		22.51	22.57	22.57		
5	12	7		22.67	22.66	22.62		
5	12	13		22.70	22.62	22.55		
5	25	0		22.70	22.65	22.61		
5	1	0	16-QAM	22.84	22.85	22.93	20.80	0.1202
5	1	12		22.90	22.87	22.83		
5	1	24		22.95	22.89	22.74		
5	12	0		21.57	21.59	21.63		
5	12	7		21.74	21.67	21.72		
5	12	13		21.69	21.62	21.59		
5	25	0		21.75	21.68	21.71		
5	1	0	64-QAM	21.70	21.75	21.78	19.76	0.0946
5	1	12		21.78	21.72	21.71		
5	1	24		21.91	21.69	21.64		
5	12	0		20.63	20.67	20.72		
5	12	7		20.70	20.66	20.77		
5	12	13		20.74	20.68	20.62		
5	25	0		20.70	20.62	20.67		
5	1	0	256-QAM	18.83	18.85	18.95	16.84	0.0483
5	1	12		18.87	18.97	18.84		
5	1	24		18.89	18.99	18.83		
5	12	0		17.78	17.76	17.79		
5	12	7		17.78	17.93	17.85		
5	12	13		17.85	17.89	17.76		
5	25	0		17.92	17.88	17.88		
Limit	ERP < 7W			Result			Pass	



LTE Band 26 Maximum Average Power [dBm] (GT - LC = 0 dB)								
BW [MHz]	RB Size	RB Offset	Mod	Lowest	Middle	Highest	ERP (dBm)	ERP (W)
3	1	0	QPSK	23.57	23.59	23.59	21.45	0.1396
3	1	8		23.48	23.60	23.49		
3	1	14		23.58	23.57	23.42		
3	8	0		22.50	22.59	22.54		
3	8	4		22.68	22.58	22.66		
3	8	7		22.77	22.71	22.61		
3	15	0		22.72	22.60	22.68		
3	1	0	16-QAM	22.83	22.82	23.01	20.86	0.1219
3	1	8		22.84	22.87	22.79		
3	1	14		22.94	22.92	22.75		
3	8	0		21.55	21.64	21.65		
3	8	4		21.76	21.70	21.68		
3	8	7		21.70	21.61	21.66		
3	15	0		21.75	21.58	21.72		
3	1	0	64-QAM	22.83	22.82	23.01	20.86	0.1219
3	1	8		22.84	22.87	22.79		
3	1	14		22.94	22.92	22.75		
3	8	0		21.55	21.64	21.65		
3	8	4		21.76	21.70	21.68		
3	8	7		21.70	21.61	21.66		
3	15	0		21.75	21.58	21.72		
3	1	0	256-QAM	21.63	21.77	21.75	19.74	0.0942
3	1	8		21.73	21.73	21.74		
3	1	14		21.89	21.78	21.63		
3	8	0		20.69	20.62	20.67		
3	8	4		20.75	20.58	20.77		
3	8	7		20.79	20.66	20.65		
3	15	0		20.72	20.65	20.71		
Limit	ERP < 7W			Result			Pass	



LTE Band 26 Maximum Average Power [dBm] (GT - LC = 0 dB)								
BW [MHz]	RB Size	RB Offset	Mod	Lowest	Middle	Highest	ERP (dBm)	ERP (W)
1.4	1	0	QPSK	23.58	23.59	23.49	21.46	0.1400
1.4	1	3		23.51	23.59	23.49		
1.4	1	5		23.56	23.60	23.44		
1.4	3	0		23.53	23.58	23.57		
1.4	3	1		23.46	23.58	23.56		
1.4	3	3		23.57	23.61	23.37		
1.4	6	0		22.51	22.58	22.56		
1.4	1	0	16-QAM	22.69	22.57	22.66	20.86	0.1219
1.4	1	3		22.70	22.66	22.61		
1.4	1	5		22.73	22.64	22.61		
1.4	3	0		22.85	22.83	22.99		
1.4	3	1		22.89	22.84	22.81		
1.4	3	3		23.01	22.93	22.76		
1.4	6	0		21.56	21.67	21.62		
1.4	1	0	64-QAM	22.69	22.57	22.66	20.86	0.1219
1.4	1	3		22.70	22.66	22.61		
1.4	1	5		22.73	22.64	22.61		
1.4	3	0		22.85	22.83	22.99		
1.4	3	1		22.89	22.84	22.81		
1.4	3	3		23.01	22.93	22.76		
1.4	6	0		21.56	21.67	21.62		
1.4	1	0	256-QAM	21.75	21.65	21.69	19.77	0.0948
1.4	1	3		21.68	21.70	21.68		
1.4	1	5		21.75	21.68	21.71		
1.4	3	0		21.69	21.81	21.75		
1.4	3	1		21.76	21.72	21.66		
1.4	3	3		21.92	21.79	21.68		
1.4	6	0		20.67	20.70	20.67		
Limit	ERP < 7W			Result			Pass	



LTE Band 38(HPUE) Maximum Average Power [dBm] (GT - LC = 1 dB)								
BW [MHz]	RB Size	RB Offset	Mod	Lowest	Middle	Highest	EIRP (dBm)	EIRP (W)
20	1	0	QPSK	25.55	25.80	25.59	26.80	0.4786
20	1	49		25.59	25.68	25.69		
20	1	99		25.65	25.62	25.69		
20	50	0		24.73	24.79	24.80		
20	50	24		24.85	24.91	24.87		
20	50	50		24.88	24.91	24.89		
20	100	0		24.82	24.88	24.82		
20	1	0	16-QAM	24.99	25.10	25.11	26.21	0.4178
20	1	49		25.05	25.10	25.14		
20	1	99		25.09	25.21	25.18		
20	50	0		23.75	23.83	23.84		
20	50	24		23.90	23.96	23.89		
20	50	50		23.90	23.90	23.93		
20	100	0		23.84	23.93	23.87		
20	1	0	64-QAM	23.81	23.90	23.91	25.10	0.3236
20	1	49		23.90	23.99	24.03		
20	1	99		23.93	24.09	24.10		
20	50	0		22.75	22.82	22.87		
20	50	24		22.88	22.97	22.89		
20	50	50		22.85	22.93	22.94		
20	100	0		22.85	22.94	22.86		
20	1	0	256-QAM	20.93	20.95	21.04	22.27	0.1687
20	1	49		21.18	21.05	21.14		
20	1	99		21.09	21.10	21.27		
20	50	0		19.94	20.00	20.06		
20	50	24		20.23	20.10	20.25		
20	50	50		19.97	20.02	20.08		
20	100	0		19.96	20.24	20.13		
Limit	EIRP < 2W			Result			Pass	



LTE Band 38(HPUE) Maximum Average Power [dBm] (GT - LC = 1 dB)								
BW [MHz]	RB Size	RB Offset	Mod	Lowest	Middle	Highest	EIRP (dBm)	EIRP (W)
15	1	0	QPSK	25.53	25.59	25.51	26.80	0.4786
15	1	37		25.53	25.65	25.62		
15	1	74		25.57	25.80	25.75		
15	36	0		24.63	24.72	24.78		
15	36	20		24.81	24.84	24.85		
15	36	39		24.84	24.91	24.83		
15	75	0		24.72	24.85	24.76		
15	1	0	16-QAM	24.98	25.01	25.11	26.21	0.4178
15	1	37		24.96	25.00	25.14		
15	1	74		25.01	25.21	25.14		
15	36	0		23.69	23.81	23.79		
15	36	20		23.89	23.89	23.80		
15	36	39		23.88	23.88	23.84		
15	75	0		23.78	23.92	23.87		
15	1	0	64-QAM	23.79	23.90	23.89	25.09	0.3228
15	1	37		23.90	23.92	23.96		
15	1	74		23.90	24.08	24.09		
15	36	0		22.71	22.78	22.87		
15	36	20		22.82	22.90	22.85		
15	36	39		22.84	22.84	22.89		
15	75	0		22.81	22.84	22.79		
15	1	0	256-QAM	21.17	21.11	21.02	22.21	0.1663
15	1	37		21.04	21.20	21.05		
15	1	74		21.21	21.20	21.16		
15	36	0		20.02	19.89	19.93		
15	36	20		19.97	19.95	20.00		
15	36	39		20.10	19.98	19.99		
15	75	0		20.08	19.84	19.99		
Limit	EIRP < 2W			Result			Pass	



LTE Band 38(HPUE) Maximum Average Power [dBm] (GT - LC = 1 dB)								
BW [MHz]	RB Size	RB Offset	Mod	Lowest	Middle	Highest	EIRP (dBm)	EIRP (W)
10	1	0	QPSK	25.53	25.57	25.51	26.80	0.4786
10	1	25		25.54	25.65	25.61		
10	1	49		25.58	25.80	25.80		
10	25	0		24.72	24.77	24.72		
10	25	12		24.77	24.91	24.85		
10	25	25		24.79	24.89	24.88		
10	50	0		24.75	24.78	24.72		
10	1	0	16-QAM	24.98	25.02	25.06	26.14	0.4111
10	1	25		25.02	25.05	25.12		
10	1	49		25.08	25.13	25.14		
10	25	0		23.74	23.73	23.83		
10	25	12		23.84	23.89	23.79		
10	25	25		23.83	23.84	23.84		
10	50	0		23.84	23.85	23.77		
10	1	0	64-QAM	23.78	23.87	23.89	25.05	0.3199
10	1	25		23.90	23.99	23.97		
10	1	49		23.87	24.03	24.05		
10	25	0		22.74	22.73	22.77		
10	25	12		22.82	22.88	22.80		
10	25	25		22.76	22.86	22.90		
10	50	0		22.75	22.88	22.78		
10	1	0	256-QAM	21.17	21.01	21.03	22.24	0.1675
10	1	25		21.16	21.24	21.09		
10	1	49		21.07	21.12	21.09		
10	25	0		19.97	19.98	19.81		
10	25	12		20.11	20.00	20.16		
10	25	25		20.12	20.13	19.95		
10	50	0		20.16	19.99	19.89		
Limit	EIRP < 2W			Result			Pass	



LTE Band 38(HPUE) Maximum Average Power [dBm] (GT - LC = 1 dB)								
BW [MHz]	RB Size	RB Offset	Mod	Lowest	Middle	Highest	EIRP (dBm)	EIRP (W)
5	1	0	QPSK	25.48	25.53	25.57	26.80	0.4786
5	1	12		25.59	25.64	25.69		
5	1	24		25.58	25.79	25.80		
5	12	0		24.65	24.69	24.78		
5	12	7		24.77	24.87	24.82		
5	12	13		24.79	24.87	24.82		
5	25	0		24.81	24.83	24.73		
5	1	0	16-QAM	24.91	25.04	25.04	26.14	0.4111
5	1	12		25.00	25.08	25.05		
5	1	24		25.04	25.14	25.11		
5	12	0		23.67	23.73	23.81		
5	12	7		23.84	23.89	23.82		
5	12	13		23.84	23.85	23.89		
5	25	0		23.74	23.85	23.83		
5	1	0	64-QAM	23.73	23.84	23.89	25.06	0.3206
5	1	12		23.83	23.90	23.97		
5	1	24		23.91	24.06	24.06		
5	12	0		22.69	22.79	22.81		
5	12	7		22.80	22.90	22.84		
5	12	13		22.82	22.84	22.90		
5	25	0		22.79	22.85	22.82		
5	1	0	256-QAM	20.88	20.89	20.95	22.34	0.1714
5	1	12		21.17	21.13	21.08		
5	1	24		21.33	21.17	21.34		
5	12	0		19.98	19.94	20.06		
5	12	7		20.19	19.97	20.20		
5	12	13		20.11	19.90	20.07		
5	25	0		20.01	20.11	19.85		
Limit	EIRP < 2W			Result			Pass	



LTE Band 41(HPUE) Maximum Average Power [dBm] (GT - LC = 1 dB)								
BW [MHz]	RB Size	RB Offset	Mod	Lowest	Middle	Highest	EIRP (dBm)	EIRP (W)
20	1	0	QPSK	25.49	25.54	25.49	26.81	0.4797
20	1	49		25.52	25.54	25.46		
20	1	99		25.71	25.81	25.63		
20	50	0		24.72	24.75	24.69		
20	50	24		24.79	24.80	24.66		
20	50	50		24.80	24.86	24.69		
20	100	0		24.78	24.80	24.67		
20	1	0	16-QAM	24.86	24.97	24.93	26.04	0.4018
20	1	49		24.90	24.88	24.85		
20	1	99		24.90	25.04	24.89		
20	50	0		23.72	23.78	23.74		
20	50	24		23.83	23.86	23.71		
20	50	50		23.87	23.82	23.76		
20	100	0		23.81	23.88	23.70		
20	1	0	64-QAM	23.65	23.67	23.68	24.78	0.3006
20	1	49		23.68	23.67	23.72		
20	1	99		23.67	23.78	23.76		
20	50	0		22.71	22.77	22.73		
20	50	24		22.85	22.89	22.70		
20	50	50		22.81	22.84	22.73		
20	100	0		22.84	22.84	22.69		
20	1	0	256-QAM	20.82	20.71	20.77	22.08	0.1614
20	1	49		20.83	20.79	20.79		
20	1	99		20.78	20.82	21.08		
20	50	0		20.02	19.91	20.04		
20	50	24		20.13	19.89	20.05		
20	50	50		19.85	19.84	19.85		
20	100	0		20.12	20.00	19.95		
Limit	EIRP < 2W			Result			Pass	



LTE Band 41(HPUE) Maximum Average Power [dBm] (GT - LC = 1 dB)								
BW [MHz]	RB Size	RB Offset	Mod	Lowest	Middle	Highest	EIRP (dBm)	EIRP (W)
15	1	0	QPSK	25.40	25.46	25.39	26.56	0.4529
15	1	37		25.48	25.45	25.40		
15	1	74		25.45	25.56	25.40		
15	36	0		24.67	24.71	24.61		
15	36	20		24.75	24.78	24.64		
15	36	39		24.72	24.79	24.65		
15	75	0		24.76	24.73	24.65		
15	1	0	16-QAM	24.76	24.92	24.93	25.97	0.3954
15	1	37		24.83	24.84	24.76		
15	1	74		24.90	24.97	24.87		
15	36	0		23.62	23.76	23.67		
15	36	20		23.77	23.82	23.71		
15	36	39		23.86	23.80	23.68		
15	75	0		23.73	23.80	23.61		
15	1	0	64-QAM	23.59	23.65	23.59	24.72	0.2965
15	1	37		23.64	23.63	23.72		
15	1	74		23.58	23.70	23.70		
15	36	0		22.70	22.69	22.65		
15	36	20		22.79	22.83	22.70		
15	36	39		22.73	22.78	22.68		
15	75	0		22.77	22.82	22.59		
15	1	0	256-QAM	20.71	20.72	20.88	21.97	0.1574
15	1	37		20.76	20.87	20.67		
15	1	74		20.93	20.93	20.97		
15	36	0		19.89	19.90	19.72		
15	36	20		19.92	19.89	20.00		
15	36	39		19.95	20.03	19.86		
15	75	0		19.98	19.97	20.01		
Limit	EIRP < 2W			Result			Pass	



LTE Band 41(HPUE) Maximum Average Power [dBm] (GT - LC = 1 dB)								
BW [MHz]	RB Size	RB Offset	Mod	Lowest	Middle	Highest	EIRP (dBm)	EIRP (W)
10	1	0	QPSK	25.42	25.47	25.40	26.57	0.4539
10	1	25		25.45	25.45	25.39		
10	1	49		25.48	25.57	25.37		
10	25	0		24.67	24.65	24.61		
10	25	12		24.79	24.71	24.62		
10	25	25		24.71	24.78	24.65		
10	50	0		24.69	24.78	24.57		
10	1	0	16-QAM	24.86	24.87	24.89	25.94	0.3926
10	1	25		24.80	24.80	24.81		
10	1	49		24.80	24.94	24.82		
10	25	0		23.72	23.70	23.67		
10	25	12		23.83	23.80	23.63		
10	25	25		23.82	23.82	23.74		
10	50	0		23.75	23.86	23.65		
10	1	0	64-QAM	23.65	23.67	23.59	24.75	0.2985
10	1	25		23.58	23.67	23.69		
10	1	49		23.63	23.72	23.75		
10	25	0		22.69	22.74	22.68		
10	25	12		22.85	22.87	22.66		
10	25	25		22.75	22.77	22.69		
10	50	0		22.82	22.78	22.62		
10	1	0	256-QAM	20.94	20.92	20.97	21.97	0.1574
10	1	25		20.91	20.89	20.82		
10	1	49		20.96	20.84	20.74		
10	25	0		19.79	19.84	19.92		
10	25	12		19.97	20.00	20.08		
10	25	25		19.95	20.04	19.87		
10	50	0		19.78	19.85	19.96		
Limit	EIRP < 2W			Result			Pass	



LTE Band 41(HPUE) Maximum Average Power [dBm] (GT - LC = 1 dB)								
BW [MHz]	RB Size	RB Offset	Mod	Lowest	Middle	Highest	EIRP (dBm)	EIRP (W)
5	1	0	QPSK	25.47	25.50	25.45	26.54	0.4508
5	1	12		25.52	25.52	25.37		
5	1	24		25.44	25.54	25.40		
5	12	0		24.63	24.69	24.59		
5	12	7		24.76	24.70	24.65		
5	12	13		24.77	24.85	24.68		
5	25	0		24.71	24.72	24.62		
5	1	0	16-QAM	24.86	24.91	24.83	26.04	0.4018
5	1	12		24.82	24.84	24.77		
5	1	24		24.81	25.04	24.80		
5	12	0		23.66	23.73	23.68		
5	12	7		23.82	23.78	23.64		
5	12	13		23.77	23.73	23.73		
5	25	0		23.81	23.88	23.64		
5	1	0	64-QAM	23.56	23.65	23.58	24.73	0.2972
5	1	12		23.66	23.64	23.68		
5	1	24		23.61	23.73	23.72		
5	12	0		22.64	22.75	22.67		
5	12	7		22.83	22.82	22.60		
5	12	13		22.78	22.76	22.70		
5	25	0		22.80	22.78	22.60		
5	1	0	256-QAM	20.69	20.83	20.66	21.97	0.1574
5	1	12		20.94	20.67	20.69		
5	1	24		20.97	20.90	20.88		
5	12	0		19.87	19.96	19.80		
5	12	7		19.89	19.94	19.96		
5	12	13		20.00	20.06	19.93		
5	25	0		19.90	19.88	19.79		
Limit	EIRP < 2W			Result			Pass	



LTE Band 66 Maximum Average Power [dBm] (GT - LC = 2.1 dB)								
BW [MHz]	RB Size	RB Offset	Mod	Lowest	Middle	Highest	EIRP (dBm)	EIRP (W)
20	1	0	QPSK	24.01	23.93	24.09	26.19	0.4159
20	1	49		23.76	23.75	23.79		
20	1	99		23.73	23.62	23.70		
20	50	0		22.85	22.80	22.85		
20	50	24		22.89	22.82	22.81		
20	50	50		22.86	22.77	22.84		
20	100	0		22.87	22.81	22.87		
20	1	0	16-QAM	23.18	23.08	23.21	25.31	0.3396
20	1	49		23.12	23.04	23.15		
20	1	99		23.03	22.98	23.06		
20	50	0		21.85	21.79	21.84		
20	50	24		21.91	21.86	21.84		
20	50	50		21.85	21.77	21.83		
20	100	0		21.90	21.81	21.88		
20	1	0	64-QAM	21.98	21.96	22.01	24.11	0.2576
20	1	49		22.00	21.92	22.01		
20	1	99		21.94	21.86	21.91		
20	50	0		20.86	20.82	20.85		
20	50	24		20.91	20.88	20.86		
20	50	50		20.86	20.81	20.85		
20	100	0		20.90	20.80	20.90		
20	1	0	256-QAM	19.20	19.20	19.20	21.30	0.1349
20	1	49		19.13	19.00	19.09		
20	1	99		18.90	18.92	19.01		
20	50	0		18.04	17.96	18.01		
20	50	24		17.94	17.88	17.97		
20	50	50		18.03	17.98	17.82		
20	100	0		18.07	17.82	18.03		
Limit	EIRP < 1W			Result			Pass	



LTE Band 66 Maximum Average Power [dBm] (GT - LC = 2.1 dB)								
BW [MHz]	RB Size	RB Offset	Mod	Lowest	Middle	Highest	EIRP (dBm)	EIRP (W)
15	1	0	QPSK	23.76	23.70	23.81	25.91	0.3899
15	1	37		23.66	23.72	23.69		
15	1	74		23.67	23.61	23.70		
15	36	0		22.76	22.70	22.78		
15	36	20		22.88	22.77	22.79		
15	36	39		22.85	22.75	22.78		
15	75	0		22.82	22.71	22.84		
15	1	0	16-QAM	23.13	22.98	23.19	25.29	0.3381
15	1	37		23.08	22.95	23.14		
15	1	74		22.97	22.93	23.01		
15	36	0		21.82	21.69	21.75		
15	36	20		21.88	21.82	21.79		
15	36	39		21.81	21.76	21.75		
15	75	0		21.81	21.81	21.84		
15	1	0	64-QAM	21.88	21.93	21.97	24.09	0.2564
15	1	37		21.91	21.92	21.99		
15	1	74		21.93	21.77	21.91		
15	36	0		20.85	20.73	20.78		
15	36	20		20.84	20.82	20.86		
15	36	39		20.82	20.74	20.81		
15	75	0		20.90	20.71	20.88		
15	1	0	256-QAM	19.00	19.01	19.13	21.23	0.1327
15	1	37		19.13	19.11	19.11		
15	1	74		18.97	18.82	18.97		
15	36	0		17.80	17.81	17.97		
15	36	20		17.88	17.90	18.02		
15	36	39		17.84	18.00	17.87		
15	75	0		17.91	17.91	17.92		
Limit	EIRP < 1W			Result			Pass	



LTE Band 66 Maximum Average Power [dBm] (GT - LC = 2.1 dB)								
BW [MHz]	RB Size	RB Offset	Mod	Lowest	Middle	Highest	EIRP (dBm)	EIRP (W)
10	1	0	QPSK	23.71	23.73	23.85	25.95	0.3936
10	1	25		23.72	23.69	23.71		
10	1	49		23.65	23.60	23.68		
10	25	0		22.84	22.75	22.78		
10	25	12		22.82	22.76	22.75		
10	25	25		22.83	22.71	22.79		
10	50	0		22.80	22.73	22.81		
10	1	0	16-QAM	23.15	23.05	23.16	25.26	0.3357
10	1	25		23.09	23.03	23.14		
10	1	49		23.02	22.92	22.98		
10	25	0		21.84	21.78	21.83		
10	25	12		21.86	21.85	21.78		
10	25	25		21.82	21.74	21.77		
10	50	0		21.84	21.75	21.86		
10	1	0	64-QAM	21.96	21.93	21.98	24.09	0.2564
10	1	25		21.93	21.90	21.99		
10	1	49		21.90	21.81	21.82		
10	25	0		20.86	20.74	20.84		
10	25	12		20.86	20.83	20.83		
10	25	25		20.80	20.78	20.76		
10	50	0		20.80	20.72	20.86		
10	1	0	256-QAM	18.97	19.12	19.19	21.30	0.1349
10	1	25		18.95	19.07	19.20		
10	1	49		19.07	18.99	18.85		
10	25	0		17.92	18.04	17.89		
10	25	12		17.95	18.08	18.10		
10	25	25		18.04	18.05	17.95		
10	50	0		17.97	17.80	18.01		
Limit	EIRP < 1W			Result			Pass	



LTE Band 66 Maximum Average Power [dBm] (GT - LC = 2.1 dB)								
BW [MHz]	RB Size	RB Offset	Mod	Lowest	Middle	Highest	EIRP (dBm)	EIRP (W)
5	1	0	QPSK	23.76	23.70	23.85	25.95	0.3936
5	1	12		23.70	23.66	23.79		
5	1	24		23.69	23.54	23.61		
5	12	0		22.76	22.75	22.84		
5	12	7		22.79	22.76	22.81		
5	12	13		22.76	22.75	22.81		
5	25	0		22.86	22.74	22.83		
5	1	0	16-QAM	23.16	22.99	23.16	25.26	0.3357
5	1	12		23.09	22.98	23.15		
5	1	24		22.99	22.96	22.96		
5	12	0		21.82	21.75	21.75		
5	12	7		21.82	21.84	21.75		
5	12	13		21.77	21.67	21.76		
5	25	0		21.84	21.71	21.86		
5	1	0	64-QAM	21.95	21.92	22.01	24.11	0.2576
5	1	12		21.90	21.82	21.94		
5	1	24		21.87	21.80	21.90		
5	12	0		20.76	20.74	20.80		
5	12	7		20.85	20.82	20.86		
5	12	13		20.86	20.73	20.83		
5	25	0		20.82	20.73	20.83		
5	1	0	256-QAM	19.04	18.99	19.00	21.19	0.1315
5	1	12		18.97	19.09	19.03		
5	1	24		18.85	19.01	18.91		
5	12	0		18.01	17.87	17.97		
5	12	7		17.96	18.01	17.92		
5	12	13		17.88	17.92	17.75		
5	25	0		17.99	17.97	17.90		
Limit	EIRP < 1W			Result			Pass	



LTE Band 66 Maximum Average Power [dBm] (GT - LC = 2.1 dB)								
BW [MHz]	RB Size	RB Offset	Mod	Lowest	Middle	Highest	EIRP (dBm)	EIRP (W)
3	1	0	QPSK	23.77	23.72	23.79	25.89	0.3882
3	1	8		23.75	23.67	23.72		
3	1	14		23.64	23.62	23.61		
3	8	0		22.82	22.70	22.85		
3	8	4		22.86	22.73	22.80		
3	8	7		22.83	22.77	22.76		
3	15	0		22.87	22.79	22.84		
3	1	0	16-QAM	23.11	23.06	23.11	25.23	0.3334
3	1	8		23.07	22.99	23.13		
3	1	14		22.94	22.96	23.04		
3	8	0		21.85	21.71	21.77		
3	8	4		21.89	21.85	21.77		
3	8	7		21.78	21.77	21.74		
3	15	0		21.86	21.74	21.79		
3	1	0	64-QAM	21.97	21.88	21.97	24.07	0.2553
3	1	8		21.95	21.84	21.95		
3	1	14		21.86	21.78	21.87		
3	8	0		20.84	20.77	20.81		
3	8	4		20.81	20.88	20.82		
3	8	7		20.78	20.81	20.77		
3	15	0		20.88	20.72	20.89		
3	1	0	256-QAM	19.06	18.99	19.07	21.19	0.1315
3	1	8		19.09	18.84	18.98		
3	1	14		18.99	18.91	18.93		
3	8	0		17.88	18.05	17.81		
3	8	4		17.93	18.13	17.96		
3	8	7		18.04	18.04	17.88		
3	15	0		17.78	17.75	18.01		
Limit	EIRP < 1W			Result			Pass	



LTE Band 66 Maximum Average Power [dBm] (GT - LC = 2.1 dB)								
BW [MHz]	RB Size	RB Offset	Mod	Lowest	Middle	Highest	EIRP (dBm)	EIRP (W)
1.4	1	0	QPSK	23.81	23.70	23.82	25.92	0.3908
1.4	1	3		23.76	23.74	23.74		
1.4	1	5		23.68	23.59	23.63		
1.4	3	0		23.81	23.68	23.70		
1.4	3	1		23.72	23.70	23.79		
1.4	3	3		23.71	23.62	23.60		
1.4	6	0		22.78	22.71	22.78		
1.4	1	0	16-QAM	22.83	22.72	22.74	25.30	0.3388
1.4	1	3		22.78	22.77	22.83		
1.4	1	5		22.81	22.76	22.80		
1.4	3	0		23.10	22.99	23.20		
1.4	3	1		23.07	23.00	23.09		
1.4	3	3		22.94	22.98	22.99		
1.4	6	0		21.84	21.76	21.81		
1.4	1	0	64-QAM	21.90	21.85	21.82	24.07	0.2553
1.4	1	3		21.84	21.75	21.80		
1.4	1	5		21.89	21.80	21.86		
1.4	3	0		21.89	21.93	21.96		
1.4	3	1		21.97	21.88	21.91		
1.4	3	3		21.93	21.83	21.81		
1.4	6	0		20.78	20.74	20.85		
1.4	1	0	256-QAM	19.10	19.04	18.94	21.20	0.1318
1.4	1	3		19.01	19.00	18.87		
1.4	1	5		18.83	18.97	18.92		
1.4	3	0		19.03	19.02	19.04		
1.4	3	1		19.05	18.92	19.07		
1.4	3	3		18.86	18.94	18.93		
1.4	6	0		17.97	17.77	17.94		
Limit	EIRP < 1W			Result			Pass	



LTE Band 71 Maximum Average Power [dBm] (GT - LC = -1 dB)								
BW [MHz]	RB Size	RB Offset	Mod	Lowest	Middle	Highest	ERP (dBm)	ERP (W)
20	1	0	QPSK	23.81	23.56	23.63	20.66	0.1164
20	1	49		23.62	23.71	23.72		
20	1	99		23.55	23.68	23.75		
20	50	0		22.72	22.75	22.64		
20	50	24		22.72	22.87	22.81		
20	50	50		22.64	22.81	22.84		
20	100	0		22.72	22.84	22.79		
20	1	0	16-QAM	23.06	22.95	23.05	19.96	0.0991
20	1	49		22.96	23.10	23.08		
20	1	99		22.96	23.10	23.11		
20	50	0		21.72	21.77	21.67		
20	50	24		21.82	21.85	21.87		
20	50	50		21.69	21.83	21.85		
20	100	0		21.75	21.81	21.78		
20	1	0	64-QAM	21.96	21.84	21.88	18.84	0.0766
20	1	49		21.81	21.93	21.90		
20	1	99		21.82	21.98	21.99		
20	50	0		20.77	20.77	20.70		
20	50	24		20.79	20.89	20.88		
20	50	50		20.68	20.83	20.87		
20	100	0		20.73	20.83	20.81		
20	1	0	256-QAM	18.85	18.99	18.86	16.07	0.0405
20	1	49		19.20	18.94	19.22		
20	1	99		19.09	18.99	19.13		
20	50	0		17.89	17.95	18.07		
20	50	24		18.03	18.19	17.95		
20	50	50		18.01	17.90	17.92		
20	100	0		17.99	17.98	17.85		
Limit	ERP < 3W			Result			Pass	



LTE Band 71 Maximum Average Power [dBm] (GT - LC = -1 dB)								
BW [MHz]	RB Size	RB Offset	Mod	Lowest	Middle	Highest	ERP (dBm)	ERP (W)
15	1	0	QPSK	23.79	23.56	23.57	20.64	0.1159
15	1	37		23.53	23.69	23.63		
15	1	74		23.45	23.58	23.68		
15	36	0		22.71	22.73	22.57		
15	36	20		22.70	22.77	22.71		
15	36	39		22.61	22.79	22.75		
15	75	0		22.68	22.80	22.74		
15	1	0	16-QAM	22.99	22.92	22.95	19.93	0.0984
15	1	37		22.93	23.03	23.04		
15	1	74		22.89	23.08	23.02		
15	36	0		21.62	21.73	21.63		
15	36	20		21.72	21.83	21.86		
15	36	39		21.65	21.80	21.76		
15	75	0		21.68	21.75	21.69		
15	1	0	64-QAM	21.88	21.83	21.86	18.79	0.0757
15	1	37		21.77	21.88	21.82		
15	1	74		21.81	21.94	21.90		
15	36	0		20.76	20.70	20.68		
15	36	20		20.78	20.86	20.80		
15	36	39		20.65	20.78	20.85		
15	75	0		20.70	20.82	20.78		
15	1	0	256-QAM	19.11	19.06	19.02	15.96	0.0394
15	1	37		19.05	18.89	19.10		
15	1	74		18.96	19.02	18.94		
15	36	0		17.98	17.89	17.90		
15	36	20		18.09	17.96	17.90		
15	36	39		17.83	18.07	17.95		
15	75	0		17.97	18.07	17.87		
Limit	ERP < 3W			Result			Pass	



LTE Band 71 Maximum Average Power [dBm] (GT - LC = -1 dB)								
BW [MHz]	RB Size	RB Offset	Mod	Lowest	Middle	Highest	ERP (dBm)	ERP (W)
10	1	0	QPSK	23.77	23.54	23.54	20.62	0.1153
10	1	25		23.62	23.64	23.70		
10	1	49		23.52	23.58	23.65		
10	25	0		22.72	22.71	22.59		
10	25	12		22.69	22.79	22.73		
10	25	25		22.57	22.74	22.74		
10	50	0		22.69	22.75	22.70		
10	1	0	16-QAM	23.02	22.86	22.97	19.95	0.0989
10	1	25		22.89	23.10	22.99		
10	1	49		22.86	23.05	23.04		
10	25	0		21.69	21.72	21.65		
10	25	12		21.80	21.82	21.85		
10	25	25		21.59	21.82	21.85		
10	50	0		21.75	21.79	21.76		
10	1	0	64-QAM	21.90	21.82	21.87	18.84	0.0766
10	1	25		21.77	21.90	21.85		
10	1	49		21.73	21.91	21.99		
10	25	0		20.73	20.77	20.61		
10	25	12		20.70	20.87	20.78		
10	25	25		20.62	20.81	20.87		
10	50	0		20.69	20.82	20.74		
10	1	0	256-QAM	19.08	18.98	18.97	16.03	0.0401
10	1	25		19.12	18.98	19.07		
10	1	49		19.18	19.02	19.07		
10	25	0		17.96	17.86	17.84		
10	25	12		18.02	17.92	18.13		
10	25	25		17.88	17.92	17.81		
10	50	0		17.98	18.11	18.09		
Limit	ERP < 3W			Result			Pass	



LTE Band 71 Maximum Average Power [dBm] (GT - LC = -1 dB)								
BW [MHz]	RB Size	RB Offset	Mod	Lowest	Middle	Highest	ERP (dBm)	ERP (W)
5	1	0	QPSK	23.76	23.46	23.54	20.61	0.1151
5	1	12		23.61	23.67	23.67		
5	1	24		23.52	23.59	23.68		
5	12	0		22.72	22.66	22.56		
5	12	7		22.72	22.86	22.80		
5	12	13		22.62	22.72	22.74		
5	25	0		22.63	22.84	22.74		
5	1	0	16-QAM	22.98	22.93	23.01	19.94	0.0986
5	1	12		22.95	23.09	23.02		
5	1	24		22.94	23.03	23.01		
5	12	0		21.72	21.74	21.60		
5	12	7		21.81	21.85	21.78		
5	12	13		21.69	21.78	21.85		
5	25	0		21.65	21.71	21.76		
5	1	0	64-QAM	21.88	21.76	21.88	18.84	0.0766
5	1	12		21.78	21.93	21.81		
5	1	24		21.79	21.90	21.99		
5	12	0		20.70	20.69	20.64		
5	12	7		20.72	20.82	20.86		
5	12	13		20.58	20.80	20.78		
5	25	0		20.72	20.76	20.77		
5	1	0	256-QAM	18.87	18.84	18.82	15.96	0.0394
5	1	12		19.10	18.94	19.00		
5	1	24		18.91	19.11	18.94		
5	12	0		17.96	17.93	17.90		
5	12	7		17.91	17.97	18.11		
5	12	13		17.81	17.87	17.96		
5	25	0		17.89	18.03	17.87		
Limit	ERP < 3W			Result			Pass	



LTE Band 5B_CA Maximum Average Power [dBm] (GT - LC = 0 dB)										
BW [MHz]	PCC		SCC		Mod	Lowest	Middle	Highest	ERP (dBm)	ERP (W)
	RB Size	RB Offset	RB Size	RB Offset						
10+10	50	0	50	0	QPSK	22.69	22.73	22.76	22.50	0.1778
10+10	1	0	1	49		14.21	14.17	13.95		
10+10	1	49	1	0		24.51	24.65	24.53		
10+10	50	0	50	0	16-QAM	21.77	21.71	21.72	22.15	0.1641
10+10	1	0	1	49		14.80	14.80	14.73		
10+10	1	49	1	0		24.12	24.12	24.30		
10+10	50	0	50	0	64-QAM	21.72	21.71	21.75	21.00	0.1259
10+10	1	0	1	49		14.46	14.56	14.32		
10+10	1	49	1	0		23.00	22.95	23.15		
10+10	50	0	50	0	256-QAM	19.75	19.71	19.66	17.67	0.0585
10+10	1	0	1	49		14.84	14.77	14.92		
10+10	1	49	1	0		19.66	19.82	19.81		
10+5	50	0	25	0	QPSK	22.58	22.61	22.73	22.44	0.1754
10+5	1	0	1	24		14.14	14.21	14.08		
10+5	1	49	1	0		24.59	24.48	24.36		
10+5	50	0	25	0	16-QAM	21.76	21.55	21.79	22.15	0.1641
10+5	1	0	1	24		14.62	14.93	14.63		
10+5	1	49	1	0		24.29	24.30	24.12		
10+5	50	0	25	0	64-QAM	21.57	21.58	21.78	20.96	0.1247
10+5	1	0	1	24		14.43	14.69	14.40		
10+5	1	49	1	0		23.06	22.89	23.11		
10+5	50	0	25	0	256-QAM	19.74	19.66	19.79	17.70	0.0589
10+5	1	0	1	24		14.67	14.89	14.77		
10+5	1	49	1	0		19.66	19.85	19.69		
5+10	25	0	50	0	QPSK	22.58	22.59	22.94	22.37	0.1726
5+10	1	0	1	49		14.09	14.09	13.86		
5+10	1	24	1	0		24.37	24.49	24.52		
5+10	25	0	50	0	16-QAM	21.57	21.76	21.87	22.16	0.1644
5+10	1	0	1	49		14.73	14.69	14.57		
5+10	1	24	1	0		24.02	24.31	24.17		
5+10	25	0	50	0	64-QAM	21.66	21.56	21.82	21.10	0.1288
5+10	1	0	1	49		14.54	14.70	14.34		
5+10	1	24	1	0		22.94	23.08	23.25		
5+10	25	0	50	0	256-QAM	19.95	19.84	19.70	17.80	0.0603
5+10	1	0	1	49		14.84	14.77	14.91		
5+10	1	24	1	0		19.65	19.88	19.74		
Limit	ERP < 7W				Result			Pass		



LTE Band 5B_CA Maximum Average Power [dBm] (GT - LC = 0 dB)										
BW [MHz]	PCC		SCC		Mod	Lowest	Middle	Highest	ERP (dBm)	ERP (W)
	RB Size	RB Offset	RB Size	RB Offset						
5+3	25	0	15	0	QPSK	22.70	22.67	22.86	22.47	0.1766
5+3	1	0	1	14		14.05	14.25	14.05		
5+3	1	24	1	0		24.37	24.50	24.62		
5+3	25	0	15	0	16-QAM	21.74	21.56	21.68	22.24	0.1675
5+3	1	0	1	14		14.71	14.67	14.54		
5+3	1	24	1	0		24.12	23.94	24.39		
5+3	25	0	15	0	64-QAM	21.63	21.72	21.60	20.97	0.1250
5+3	1	0	1	14		14.39	14.50	14.27		
5+3	1	24	1	0		23.12	23.10	23.01		
5+3	25	0	15	0	256-QAM	19.56	19.69	19.84	17.81	0.0604
5+3	1	0	1	14		14.96	14.83	14.76		
5+3	1	24	1	0		19.49	19.77	19.96		
3+5	15	0	25	0	QPSK	22.77	22.56	22.69	22.49	0.1774
3+5	1	0	1	24		14.08	14.34	13.80		
3+5	1	14	1	0		24.61	24.64	24.42		
3+5	15	0	25	0	16-QAM	21.64	21.67	21.69	22.12	0.1629
3+5	1	0	1	24		14.99	14.99	14.66		
3+5	1	14	1	0		24.11	24.07	24.27		
3+5	15	0	25	0	64-QAM	21.80	21.83	21.72	21.00	0.1259
3+5	1	0	1	24		14.58	14.53	14.27		
3+5	1	14	1	0		23.06	23.15	22.98		
3+5	15	0	25	0	256-QAM	19.81	19.81	19.76	17.83	0.0607
3+5	1	0	1	24		15.04	14.81	14.81		
3+5	1	14	1	0		19.46	19.98	19.90		
Limit	ERP < 7W					Result			Pass	



LTE Band 66B_CA Maximum Average Power [dBm] (GT - LC = 2.1 dB)										
BW [MHz]	PCC		SCC		Mod	Lowest	Middle	Highest	EIRP (dBm)	EIRP (W)
	RB Size	RB Offset	RB Size	RB Offset						
10+10	50	0	50	0	QPSK	21.60	21.57	21.71	25.62	0.3648
10+10	1	0	1	49		14.02	14.17	14.10		
10+10	1	49	1	0		23.48	23.33	23.52		
10+10	50	0	50	0	16-QAM	21.70	21.85	21.28	25.79	0.3793
10+10	1	0	1	49		14.67	14.55	14.36		
10+10	1	49	1	0		23.69	23.50	23.25		
10+10	50	0	50	0	64-QAM	21.57	21.68	21.27	25.54	0.3581
10+10	1	0	1	49		14.77	14.58	14.38		
10+10	1	49	1	0		23.44	23.32	23.05		
10+10	50	0	50	0	256-QAM	18.47	18.80	17.95	20.90	0.1230
10+10	1	0	1	49		14.16	14.08	14.13		
10+10	1	49	1	0		18.80	18.67	18.34		
15+5	75	0	25	0	QPSK	21.69	21.62	21.62	25.51	0.3556
15+5	1	0	1	24		13.99	14.20	14.20		
15+5	1	74	1	0		23.37	23.41	23.41		
15+5	75	0	25	0	16-QAM	21.74	21.76	21.42	25.62	0.3648
15+5	1	0	1	24		14.85	14.60	14.27		
15+5	1	74	1	0		23.52	23.43	23.06		
15+5	75	0	25	0	64-QAM	21.47	21.48	21.34	25.73	0.3741
15+5	1	0	1	24		14.68	14.52	14.55		
15+5	1	74	1	0		23.63	23.24	23.06		
15+5	75	0	25	0	256-QAM	18.28	18.78	17.92	20.88	0.1225
15+5	1	0	1	24		14.20	13.96	14.26		
15+5	1	74	1	0		18.67	18.60	18.37		
5+15	25	0	75	0	QPSK	21.62	21.56	21.82	25.68	0.3698
5+15	1	0	1	74		13.83	13.99	14.29		
5+15	1	24	1	0		23.42	23.27	23.58		
5+15	25	0	75	0	16-QAM	21.60	21.98	21.13	25.66	0.3681
5+15	1	0	1	74		14.82	14.35	14.39		
5+15	1	24	1	0		23.56	23.49	23.14		
5+15	25	0	75	0	64-QAM	21.70	21.80	21.25	25.47	0.3524
5+15	1	0	1	74		14.61	14.66	14.29		
5+15	1	24	1	0		23.37	23.37	22.86		
5+15	25	0	75	0	256-QAM	18.57	18.94	18.01	21.04	0.1271
5+15	1	0	1	74		14.08	13.93	13.97		
5+15	1	24	1	0		18.89	18.80	18.29		
Limit	EIRP < 1W					Result			Pass	



LTE Band 66B_CA Maximum Average Power [dBm] (GT - LC = 2.1 dB)										
BW [MHz]	PCC		SCC		Mod	Lowest	Middle	Highest	EIRP (dBm)	EIRP (W)
	RB Size	RB Offset	RB Size	RB Offset						
10+5	50	0	25	0	QPSK	21.63	21.41	21.88	25.69	0.3707
10+5	1	0	1	24		14.19	14.13	13.92		
10+5	1	49	1	0		23.59	23.50	23.52		
10+5	50	0	25	0	16-QAM	21.62	22.03	21.08	25.66	0.3681
10+5	1	0	1	24		14.87	14.44	14.33		
10+5	1	49	1	0		23.56	23.51	23.44		
10+5	50	0	25	0	64-QAM	21.40	21.71	21.41	25.49	0.3540
10+5	1	0	1	24		14.94	14.55	14.36		
10+5	1	49	1	0		23.39	23.19	23.08		
10+5	50	0	25	0	256-QAM	18.31	19.00	17.96	21.10	0.1288
10+5	1	0	1	24		14.25	14.04	14.30		
10+5	1	49	1	0		18.73	18.75	18.33		
5+10	25	0	50	0	QPSK	21.71	21.75	21.51	25.60	0.3631
5+10	1	0	1	49		14.03	14.21	14.24		
5+10	1	24	1	0		23.50	23.28	23.45		
5+10	25	0	50	0	16-QAM	21.90	22.05	21.28	25.66	0.3681
5+10	1	0	1	49		14.62	14.73	14.36		
5+10	1	24	1	0		23.56	23.38	23.21		
5+10	25	0	50	0	64-QAM	21.64	21.63	21.09	25.68	0.3698
5+10	1	0	1	49		14.96	14.45	14.48		
5+10	1	24	1	0		23.58	23.48	23.00		
5+10	25	0	50	0	256-QAM	18.38	18.83	17.85	20.93	0.1239
5+10	1	0	1	49		13.96	14.11	13.96		
5+10	1	24	1	0		18.83	18.52	18.28		
5+5	25	0	25	0	QPSK	21.75	21.54	21.54	25.76	0.3767
5+5	1	0	1	24		14.19	14.37	13.92		
5+5	1	24	1	0		23.66	23.31	23.57		
5+5	25	0	25	0	16-QAM	21.58	22.01	21.21	25.76	0.3767
5+5	1	0	1	24		14.68	14.73	14.51		
5+5	1	24	1	0		23.66	23.58	23.16		
5+5	25	0	25	0	64-QAM	21.44	21.88	21.41	25.56	0.3597
5+5	1	0	1	24		14.70	14.43	14.38		
5+5	1	24	1	0		23.34	23.46	23.20		
5+5	25	0	25	0	256-QAM	18.57	18.98	17.78	21.08	0.1282
5+5	1	0	1	24		13.96	14.09	13.95		
5+5	1	24	1	0		18.75	18.47	18.28		
Limit	EIRP < 1W					Result			Pass	



LTE Band 66C_CA Maximum Average Power [dBm] (GT - LC = 2.1 dB)										
BW [MHz]	PCC		SCC		Mod	Lowest	Middle	Highest	EIRP (dBm)	EIRP (W)
	RB Size	RB Offset	RB Size	RB Offset						
20+20	100	0	100	0	QPSK	21.63	21.36	20.89	25.58	0.3614
20+20	1	0	1	99		16.66	16.83	16.40		
20+20	1	99	1	0		23.17	22.14	23.48		
20+20	100	0	100	0	16-QAM	20.37	20.34	19.70	24.96	0.3133
20+20	1	0	1	99		17.32	17.42	16.93		
20+20	1	99	1	0		22.76	21.51	22.86		
20+20	100	0	100	0	64-QAM	20.51	20.30	19.64	24.59	0.2877
20+20	1	0	1	99		17.34	17.44	16.84		
20+20	1	99	1	0		22.37	22.49	22.47		
20+20	100	0	100	0	256-QAM	19.43	18.84	18.57	21.58	0.1439
20+20	1	0	1	99		16.16	16.55	16.74		
20+20	1	99	1	0		19.48	18.59	18.59		
20+15	100	0	75	0	QPSK	21.64	21.53	20.91	25.45	0.3508
20+15	1	0	1	74		16.72	17.03	16.46		
20+15	1	74	1	0		23.08	22.29	23.35		
20+15	100	0	75	0	16-QAM	20.46	20.18	19.66	24.91	0.3097
20+15	1	0	1	74		17.20	17.58	17.04		
20+15	1	74	1	0		22.70	21.40	22.81		
20+15	100	0	75	0	64-QAM	20.54	20.12	19.80	24.54	0.2844
20+15	1	0	1	74		17.16	17.63	16.70		
20+15	1	74	1	0		22.30	22.38	22.44		
20+15	100	0	75	0	256-QAM	19.23	18.93	18.48	21.70	0.1479
20+15	1	0	1	74		16.13	16.69	16.65		
20+15	1	74	1	0		19.60	18.54	18.53		
15+20	75	0	100	0	QPSK	21.44	21.19	21.01	25.40	0.3467
15+20	1	0	1	99		16.62	17.00	16.37		
15+20	1	74	1	0		23.30	22.07	23.29		
15+20	75	0	100	0	16-QAM	20.46	20.47	19.61	25.10	0.3236
15+20	1	0	1	99		17.35	17.53	16.73		
15+20	1	74	1	0		22.72	21.38	23.00		
15+20	75	0	100	0	64-QAM	20.47	20.21	19.73	24.64	0.2911
15+20	1	0	1	99		17.33	17.53	16.98		
15+20	1	74	1	0		22.46	22.54	22.32		
15+20	75	0	100	0	256-QAM	19.43	18.64	18.44	21.55	0.1429
15+20	1	0	1	99		16.12	16.49	16.74		
15+20	1	74	1	0		19.45	18.52	18.40		
Limit	EIRP < 1W					Result			Pass	



LTE Band 66C_CA Maximum Average Power [dBm] (GT - LC = 2.1 dB)										
BW [MHz]	PCC		SCC		Mod	Lowest	Middle	Highest	EIRP (dBm)	EIRP (W)
	RB Size	RB Offset	RB Size	RB Offset						
20+10	100	0	50	0	QPSK	21.74	21.18	20.78	25.41	0.3475
20+10	1	0	1	49		16.77	16.63	16.35		
20+10	1	99	1	0		23.15	22.04	23.31		
20+10	100	0	50	0	16-QAM	20.34	20.43	19.58	24.97	0.3141
20+10	1	0	1	49		17.33	17.52	16.98		
20+10	1	99	1	0		22.61	21.37	22.87		
20+10	100	0	50	0	64-QAM	20.55	20.25	19.44	24.51	0.2825
20+10	1	0	1	49		17.20	17.51	16.64		
20+10	1	99	1	0		22.41	22.29	22.40		
20+10	100	0	50	0	256-QAM	19.32	18.93	18.48	21.67	0.1469
20+10	1	0	1	49		16.00	16.64	16.60		
20+10	1	99	1	0		19.57	18.65	18.75		
10+20	50	0	100	0	QPSK	21.77	21.19	21.00	25.50	0.3548
10+20	1	0	1	99		16.74	16.68	16.31		
10+20	1	49	1	0		23.31	22.07	23.40		
10+20	50	0	100	0	16-QAM	20.52	20.45	19.68	25.10	0.3236
10+20	1	0	1	99		17.26	17.52	16.85		
10+20	1	49	1	0		22.63	21.63	23.00		
10+20	50	0	100	0	64-QAM	20.50	20.13	19.58	24.68	0.2938
10+20	1	0	1	99		17.27	17.58	16.75		
10+20	1	49	1	0		22.49	22.31	22.58		
10+20	50	0	100	0	256-QAM	19.60	19.04	18.67	21.70	0.1479
10+20	1	0	1	99		16.23	16.55	16.78		
10+20	1	49	1	0		19.44	18.78	18.66		
20+5	100	0	25	0	QPSK	21.63	21.52	20.93	25.48	0.3532
20+5	1	0	1	24		16.76	16.80	16.44		
20+5	1	99	1	0		23.22	22.11	23.38		
20+5	100	0	25	0	16-QAM	20.30	20.24	19.77	24.99	0.3155
20+5	1	0	1	24		17.15	17.59	16.97		
20+5	1	99	1	0		22.63	21.66	22.89		
20+5	100	0	25	0	64-QAM	20.69	20.14	19.46	24.64	0.2911
20+5	1	0	1	24		17.22	17.27	16.93		
20+5	1	99	1	0		22.54	22.50	22.37		
20+5	100	0	25	0	256-QAM	19.48	19.04	18.62	21.77	0.1503
20+5	1	0	1	24		16.36	16.73	16.89		
20+5	1	99	1	0		19.67	18.69	18.79		
Limit	EIRP < 1W					Result			Pass	



LTE Band 66C_CA Maximum Average Power [dBm] (GT - LC = 2.1 dB)										
BW [MHz]	PCC		SCC		Mod	Lowest	Middle	Highest	EIRP (dBm)	EIRP (W)
	RB Size	RB Offset	RB Size	RB Offset						
5+20	25	0	100	0	QPSK	21.49	21.37	21.03	25.41	0.3475
5+20	1	0	1	99		16.47	16.88	16.21		
5+20	1	24	1	0		23.03	22.02	23.31		
5+20	25	0	100	0	16-QAM	20.42	20.31	19.50	24.88	0.3076
5+20	1	0	1	99		17.44	17.42	17.04		
5+20	1	24	1	0		22.59	21.40	22.78		
5+20	25	0	100	0	64-QAM	20.44	20.50	19.74	24.79	0.3013
5+20	1	0	1	99		17.21	17.31	16.95		
5+20	1	24	1	0		22.38	22.69	22.42		
5+20	25	0	100	0	256-QAM	19.62	18.99	18.41	21.72	0.1486
5+20	1	0	1	99		15.96	16.55	16.86		
5+20	1	24	1	0		19.51	18.41	18.69		
Limit	EIRP < 1W					Result			Pass	



LTE Band 66C_CA Maximum Average Power [dBm] (GT - LC = 2.1 dB)										
BW [MHz]	PCC		SCC		Mod	Lowest	Middle	Highest	EIRP (dBm)	EIRP (W)
	RB Size	RB Offset	RB Size	RB Offset						
15+10	75	0	50	0	QPSK	21.56	21.43	20.99	25.42	0.3483
15+10	1	0	1	49		16.78	16.82	16.54		
15+10	1	74	1	0		23.10	22.17	23.32		
15+10	75	0	50	0	16-QAM	20.50	20.41	19.79	24.86	0.3062
15+10	1	0	1	49		17.46	17.57	16.83		
15+10	1	74	1	0		22.62	21.38	22.76		
15+10	75	0	50	0	64-QAM	20.70	20.22	19.61	24.48	0.2805
15+10	1	0	1	49		17.20	17.49	16.68		
15+10	1	74	1	0		22.38	22.33	22.36		
15+10	75	0	50	0	256-QAM	19.30	18.69	18.43	21.53	0.1422
15+10	1	0	1	49		15.99	16.72	16.83		
15+10	1	74	1	0		19.43	18.77	18.76		
10+15	50	0	75	0	QPSK	21.82	21.18	21.08	25.45	0.3508
10+15	1	0	1	74		16.71	16.84	16.28		
10+15	1	49	1	0		22.97	22.30	23.35		
10+15	50	0	75	0	16-QAM	20.24	20.43	19.87	24.93	0.3112
10+15	1	0	1	74		17.19	17.48	16.76		
10+15	1	49	1	0		22.59	21.67	22.83		
10+15	50	0	75	0	64-QAM	20.71	20.35	19.79	24.65	0.2917
10+15	1	0	1	74		17.40	17.57	16.99		
10+15	1	49	1	0		22.19	22.40	22.55		
10+15	50	0	75	0	256-QAM	19.25	18.96	18.42	21.48	0.1406
10+15	1	0	1	74		16.06	16.48	16.70		
10+15	1	49	1	0		19.38	18.48	18.76		
15+15	75	0	75	0	QPSK	21.79	21.54	20.80	25.48	0.3532
15+15	1	0	1	74		16.83	16.63	16.24		
15+15	1	74	1	0		23.29	22.29	23.38		
15+15	75	0	75	0	16-QAM	20.33	20.17	19.64	24.94	0.3119
15+15	1	0	1	74		17.15	17.39	16.81		
15+15	1	74	1	0		22.64	21.41	22.84		
15+15	75	0	75	0	64-QAM	20.57	20.23	19.66	24.57	0.2864
15+15	1	0	1	74		17.27	17.37	16.85		
15+15	1	74	1	0		22.45	22.35	22.47		
15+15	75	0	75	0	256-QAM	19.28	18.83	18.49	21.62	0.1452
15+15	1	0	1	74		16.26	16.66	16.63		
15+15	1	74	1	0		19.52	18.45	18.60		
Limit	EIRP < 1W					Result			Pass	



LTE Band 38C_CA Maximum Average Power [dBm] (GT - LC = 1 dB)										
BW [MHz]	PCC		SCC		Mod	Lowest	Middle	Highest	EIRP (dBm)	EIRP (W)
	RB Size	RB Offset	RB Size	RB Offset						
20+20	100	0	100	0	QPSK	24.24	24.05	24.21	27.14	0.5176
20+20	1	0	1	99		17.60	17.43	17.63		
20+20	1	99	1	0		26.14	25.89	25.75		
20+20	100	0	100	0	16-QAM	23.24	23.10	23.00	26.14	0.4111
20+20	1	0	1	99		18.08	18.04	18.01		
20+20	1	99	1	0		25.14	25.00	24.71		
20+20	100	0	100	0	64-QAM	23.38	23.12	22.99	25.35	0.3428
20+20	1	0	1	99		17.81	17.78	17.85		
20+20	1	99	1	0		24.35	24.22	24.16		
20+20	100	0	100	0	256-QAM	21.35	21.10	20.95	22.52	0.1786
20+20	1	0	1	99		18.15	18.10	18.06		
20+20	1	99	1	0		21.52	21.28	21.21		
15+15	75	0	75	0	QPSK	24.30	24.10	24.29	27.07	0.5093
15+15	1	0	1	74		17.71	17.23	17.70		
15+15	1	74	1	0		26.07	26.02	25.78		
15+15	75	0	75	0	16-QAM	23.24	23.17	22.83	26.20	0.4169
15+15	1	0	1	74		18.12	18.04	17.90		
15+15	1	74	1	0		25.10	25.20	24.73		
15+15	75	0	75	0	64-QAM	23.36	23.08	22.89	25.35	0.3428
15+15	1	0	1	74		17.90	17.95	17.93		
15+15	1	74	1	0		24.35	24.21	24.03		
15+15	75	0	75	0	256-QAM	21.16	21.24	20.91	22.68	0.1854
15+15	1	0	1	74		18.29	17.96	18.07		
15+15	1	74	1	0		21.68	21.35	21.04		
Limit	EIRP < 2W					Result			Pass	



LTE Band 41C(HPUE)_CA Maximum Average Power [dBm] (GT - LC = 1 dB)										
BW [MHz]	PCC		SCC		Mod	Lowest	Middle	Highest	EIRP (dBm)	EIRP (W)
	RB Size	RB Offset	RB Size	RB Offset						
20+20	100	0	100	0	QPSK	24.41	24.22	24.26	27.21	0.5260
20+20	1	0	1	99		17.80	17.60	17.67		
20+20	1	99	1	0		26.21	25.92	25.76		
20+20	100	0	100	0	16-QAM	23.37	23.21	23.16	26.23	0.4198
20+20	1	0	1	99		18.27	18.23	18.16		
20+20	1	99	1	0		25.23	25.05	24.83		
20+20	100	0	100	0	64-QAM	23.54	23.26	23.04	25.55	0.3589
20+20	1	0	1	99		17.99	17.96	17.85		
20+20	1	99	1	0		24.55	24.38	24.20		
20+20	100	0	100	0	256-QAM	21.43	21.22	21.12	22.59	0.1816
20+20	1	0	1	99		18.16	18.12	18.13		
20+20	1	99	1	0		21.59	21.43	21.27		
20+15	100	0	75	0	QPSK	24.53	24.03	24.41	27.12	0.5152
20+15	1	0	1	74		17.67	17.68	17.79		
20+15	1	99	1	0		26.12	26.00	25.71		
20+15	100	0	75	0	16-QAM	23.46	23.31	23.36	26.22	0.4188
20+15	1	0	1	74		18.22	18.28	18.27		
20+15	1	99	1	0		25.22	25.03	24.70		
20+15	100	0	75	0	64-QAM	23.61	23.42	23.04	25.62	0.3648
20+15	1	0	1	74		17.99	18.02	18.03		
20+15	1	99	1	0		24.62	24.57	24.01		
20+15	100	0	75	0	256-QAM	21.23	21.11	21.32	22.71	0.1866
20+15	1	0	1	74		17.98	18.32	18.17		
20+15	1	99	1	0		21.71	21.42	21.13		
15+20	75	0	100	0	QPSK	24.38	24.32	24.28	27.01	0.5023
15+20	1	0	1	99		17.84	17.44	17.47		
15+20	1	74	1	0		26.01	26.01	25.62		
15+20	75	0	100	0	16-QAM	23.53	23.27	23.06	26.33	0.4295
15+20	1	0	1	99		18.30	18.33	18.00		
15+20	1	74	1	0		25.33	25.19	24.83		
15+20	75	0	100	0	64-QAM	23.47	23.41	23.12	25.66	0.3681
15+20	1	0	1	99		17.85	17.97	18.01		
15+20	1	74	1	0		24.66	24.41	24.22		
15+20	75	0	100	0	256-QAM	21.57	21.16	21.23	22.57	0.1807
15+20	1	0	1	99		18.28	18.18	18.31		
15+20	1	74	1	0		21.41	21.55	21.46		
Limit	EIRP < 2W					Result			Pass	



LTE Band 41C(HPUE)_CA Maximum Average Power [dBm] (GT - LC = 1 dB)										
BW [MHz]	PCC		SCC		Mod	Lowest	Middle	Highest	EIRP (dBm)	EIRP (W)
	RB Size	RB Offset	RB Size	RB Offset						
20+10	100	0	50	0	QPSK	24.44	24.18	24.34	27.05	0.5070
20+10	1	0	1	49		17.83	17.43	17.85		
20+10	1	99	1	0		26.05	25.76	25.93		
20+10	100	0	50	0	16-QAM	23.34	23.10	23.00	26.25	0.4217
20+10	1	0	1	49		18.27	18.42	18.07		
20+10	1	99	1	0		25.25	25.08	24.75		
20+10	100	0	50	0	64-QAM	23.34	23.10	23.17	25.67	0.3690
20+10	1	0	1	49		18.12	17.79	17.67		
20+10	1	99	1	0		24.67	24.19	24.09		
20+10	100	0	50	0	256-QAM	21.63	21.32	21.24	22.63	0.1832
20+10	1	0	1	49		18.27	18.06	18.27		
20+10	1	99	1	0		21.63	21.62	21.20		
10+20	50	0	100	0	QPSK	24.25	24.28	24.30	27.05	0.5070
10+20	1	0	1	99		17.96	17.54	17.56		
10+20	1	49	1	0		26.01	26.05	25.74		
10+20	50	0	100	0	16-QAM	23.46	23.36	23.33	26.21	0.4178
10+20	1	0	1	99		18.07	18.25	18.02		
10+20	1	49	1	0		25.06	25.21	24.72		
10+20	50	0	100	0	64-QAM	23.57	23.19	22.95	25.56	0.3597
10+20	1	0	1	99		18.01	18.06	17.86		
10+20	1	49	1	0		24.44	24.56	24.09		
10+20	50	0	100	0	256-QAM	21.35	21.37	21.31	22.69	0.1858
10+20	1	0	1	99		17.97	18.13	18.01		
10+20	1	49	1	0		21.69	21.32	21.10		
20+5	100	0	25	0	QPSK	24.24	24.06	24.31	27.19	0.5236
20+5	1	0	1	24		17.85	17.79	17.80		
20+5	1	99	1	0		26.19	25.86	25.60		
20+5	100	0	25	0	16-QAM	23.54	23.22	22.97	26.22	0.4188
20+5	1	0	1	24		18.38	18.20	18.30		
20+5	1	99	1	0		25.22	24.99	24.68		
20+5	100	0	25	0	64-QAM	23.38	23.10	22.96	25.54	0.3581
20+5	1	0	1	24		17.93	18.11	17.87		
20+5	1	99	1	0		24.54	24.52	24.36		
20+5	100	0	25	0	256-QAM	21.52	21.36	21.27	22.77	0.1892
20+5	1	0	1	24		18.26	18.24	18.01		
20+5	1	99	1	0		21.77	21.28	21.07		
Limit	EIRP < 2W					Result			Pass	



LTE Band 41C(HPUE)_CA Maximum Average Power [dBm] (GT - LC = 1 dB)										
BW [MHz]	PCC		SCC		Mod	Lowest	Middle	Highest	EIRP (dBm)	EIRP (W)
	RB Size	RB Offset	RB Size	RB Offset						
5+20	25	0	100	0	QPSK	24.34	24.03	24.11	27.05	0.5070
5+20	1	0	1	99		17.63	17.47	17.57		
5+20	1	24	1	0		26.05	25.88	25.62		
5+20	25	0	100	0	16-QAM	23.48	23.37	23.18	26.34	0.4305
5+20	1	0	1	99		18.27	18.20	18.27		
5+20	1	24	1	0		25.34	25.15	24.84		
5+20	25	0	100	0	64-QAM	23.55	23.33	23.03	25.49	0.3540
5+20	1	0	1	99		17.88	17.86	17.65		
5+20	1	24	1	0		24.49	24.24	24.31		
5+20	25	0	100	0	256-QAM	21.63	21.35	21.32	22.68	0.1854
5+20	1	0	1	99		18.35	18.17	18.25		
5+20	1	24	1	0		21.68	21.63	21.29		
15+10	75	0	50	0	QPSK	24.33	24.10	24.35	27.10	0.5129
15+10	1	0	1	49		17.63	17.64	17.50		
15+10	1	74	1	0		26.10	25.79	25.67		
15+10	75	0	50	0	16-QAM	23.41	23.32	23.03	26.08	0.4055
15+10	1	0	1	49		18.26	18.23	18.22		
15+10	1	74	1	0		25.04	25.08	24.78		
15+10	75	0	50	0	64-QAM	23.56	23.18	23.08	25.40	0.3467
15+10	1	0	1	49		17.83	17.92	17.70		
15+10	1	74	1	0		24.35	24.35	24.40		
15+10	75	0	50	0	256-QAM	21.54	21.32	21.31	22.54	0.1795
15+10	1	0	1	49		18.14	18.16	18.14		
15+10	1	74	1	0		21.41	21.44	21.36		
10+15	50	0	75	0	QPSK	24.54	24.06	24.37	27.19	0.5236
10+15	1	0	1	74		17.79	17.64	17.71		
10+15	1	49	1	0		26.19	25.97	25.89		
10+15	50	0	75	0	16-QAM	23.44	23.14	23.17	26.10	0.4074
10+15	1	0	1	74		18.29	18.38	18.34		
10+15	1	49	1	0		25.10	25.04	25.03		
10+15	50	0	75	0	64-QAM	23.53	23.46	23.09	25.51	0.3556
10+15	1	0	1	74		17.85	18.01	17.71		
10+15	1	49	1	0		24.51	24.45	24.08		
10+15	50	0	75	0	256-QAM	21.26	21.30	21.14	22.56	0.1803
10+15	1	0	1	74		18.22	17.93	18.03		
10+15	1	49	1	0		21.56	21.25	21.38		
Limit	EIRP < 2W					Result			Pass	



LTE Band 41C(HPUE)_CA Maximum Average Power [dBm] (GT - LC = 1 dB)										
BW [MHz]	PCC		SCC		Mod	Lowest	Middle	Highest	EIRP (dBm)	EIRP (W)
	RB Size	RB Offset	RB Size	RB Offset						
15+15	75	0	75	0	QPSK	24.46	24.23	24.26	27.07	0.5093
15+15	1	0	1	74		17.65	17.71	17.78		
15+15	1	74	1	0		26.06	26.07	25.64		
15+15	75	0	75	0	16-QAM	23.48	23.30	23.30	26.17	0.4140
15+15	1	0	1	74		18.10	18.35	17.96		
15+15	1	74	1	0		25.17	24.87	24.88		
15+15	75	0	75	0	64-QAM	23.47	23.06	23.24	25.36	0.3436
15+15	1	0	1	74		18.09	17.78	17.74		
15+15	1	74	1	0		24.35	24.34	24.36		
15+15	75	0	75	0	256-QAM	21.51	21.06	20.97	22.62	0.1828
15+15	1	0	1	74		18.29	18.08	18.28		
15+15	1	74	1	0		21.46	21.62	21.09		
Limit	EIRP < 2W					Result			Pass	



<Diversity Antenna CFG1>

LTE Band 2 Maximum Average Power [dBm] (GT - LC = 2.3 dB)								
BW [MHz]	RB Size	RB Offset	Mod	Lowest	Middle	Highest	EIRP (dBm)	EIRP (W)
20	1	0	QPSK	23.40	23.94	23.25	26.24	0.4207
20	1	49		23.39	23.88	23.20		
20	1	99		23.84	23.81	23.44		
20	50	0		23.21	23.23	23.26		
20	50	24		23.49	23.33	23.26		
20	50	50		23.31	23.20	23.30		
20	100	0		23.46	23.21	23.34		
20	1	0	16-QAM	23.36	23.55	22.91	25.89	0.3882
20	1	49		23.11	23.49	22.96		
20	1	99		23.59	23.48	23.14		
20	50	0		22.00	22.04	21.93		
20	50	24		22.06	22.07	21.81		
20	50	50		22.03	22.00	21.78		
20	100	0		22.08	21.99	21.84		
20	1	0	64-QAM	21.80	22.12	22.06	24.42	0.2767
20	1	49		21.83	21.87	21.57		
20	1	99		21.94	21.90	21.92		
20	50	0		20.93	21.04	20.88		
20	50	24		21.09	20.96	20.87		
20	50	50		20.99	20.92	20.73		
20	100	0		21.03	20.98	20.82		
20	1	0	256-QAM	19.31	19.24	19.30	21.61	0.1449
20	1	49		18.92	18.87	18.90		
20	1	99		18.94	19.16	18.92		
20	50	0		18.18	18.12	18.08		
20	50	24		18.22	18.12	18.16		
20	50	50		17.93	18.15	17.95		
20	100	0		18.04	18.04	18.26		
Limit	EIRP < 2W			Result			Pass	



LTE Band 25 Maximum Average Power [dBm] (GT - LC = 2.3 dB)								
BW [MHz]	RB Size	RB Offset	Mod	Lowest	Middle	Highest	EIRP (dBm)	EIRP (W)
20	1	0	QPSK	23.85	24.17	24.08	26.47	0.4436
20	1	49		24.09	23.79	24.10		
20	1	99		24.05	24.11	23.81		
20	50	0		22.81	22.74	22.61		
20	50	24		22.84	22.76	22.65		
20	50	50		22.86	22.75	22.68		
20	100	0		22.94	22.78	22.73		
20	1	0	16-QAM	22.82	23.13	23.16	25.71	0.3724
20	1	49		22.69	23.41	22.97		
20	1	99		23.01	23.06	22.77		
20	50	0		22.07	22.07	21.92		
20	50	24		22.10	22.11	21.95		
20	50	50		22.08	22.03	21.88		
20	100	0		22.08	22.07	21.92		
20	1	0	64-QAM	21.80	21.96	21.69	24.46	0.2793
20	1	49		21.91	21.99	21.50		
20	1	99		22.16	22.12	21.70		
20	50	0		21.04	20.90	20.80		
20	50	24		21.12	21.08	20.95		
20	50	50		21.09	20.99	20.84		
20	100	0		21.08	21.01	20.98		
20	1	0	256-QAM	19.12	19.26	18.97	21.56	0.1432
20	1	49		19.00	19.11	19.10		
20	1	99		19.18	19.22	19.22		
20	50	0		17.99	18.08	18.13		
20	50	24		18.28	18.23	18.14		
20	50	50		17.99	18.13	18.06		
20	100	0		18.29	18.03	18.08		
Limit	EIRP < 2W			Result			Pass	



LTE Band 4 Maximum Average Power [dBm] (GT - LC = 2.1 dB)								
BW [MHz]	RB Size	RB Offset	Mod	Lowest	Middle	Highest	EIRP (dBm)	EIRP (W)
20	1	0	QPSK	23.34	24.04	23.53	26.14	0.4111
20	1	49		23.94	24.03	23.82		
20	1	99		23.52	23.48	23.42		
20	50	0		22.81	22.84	22.79		
20	50	24		22.81	22.83	22.81		
20	50	50		22.72	22.78	22.64		
20	100	0		22.76	22.80	22.81		
20	1	0	16-QAM	22.91	23.30	23.03	25.40	0.3467
20	1	49		23.20	23.19	22.86		
20	1	99		22.96	23.23	22.62		
20	50	0		22.10	21.96	22.01		
20	50	24		22.14	22.05	21.93		
20	50	50		22.08	22.07	21.89		
20	100	0		21.97	22.06	21.94		
20	1	0	64-QAM	22.16	22.22	22.12	24.40	0.2754
20	1	49		22.12	22.30	21.90		
20	1	99		22.11	22.00	22.00		
20	50	0		20.99	21.07	20.95		
20	50	24		21.15	21.10	21.04		
20	50	50		21.03	21.10	20.92		
20	100	0		21.07	21.02	21.05		
20	1	0	256-QAM	19.25	19.42	19.40	21.67	0.1469
20	1	49		19.41	19.57	19.38		
20	1	99		19.19	19.10	19.04		
20	50	0		18.11	18.17	18.28		
20	50	24		18.15	18.29	18.37		
20	50	50		18.26	18.14	18.28		
20	100	0		18.04	18.18	18.03		
Limit	EIRP < 1W			Result			Pass	



LTE Band 38(HPUE) Maximum Average Power [dBm] (GT - LC = 1 dB)								
BW [MHz]	RB Size	RB Offset	Mod	Lowest	Middle	Highest	EIRP (dBm)	EIRP (W)
20	1	0	QPSK	25.03	25.06	25.32	26.32	0.4285
20	1	49		25.02	25.06	25.23		
20	1	99		25.04	25.24	25.19		
20	50	0		24.12	24.28	24.38		
20	50	24		24.13	24.31	24.43		
20	50	50		24.23	24.35	24.40		
20	100	0		24.17	24.22	24.32		
20	1	0	16-QAM	24.54	24.60	24.78	25.78	0.3784
20	1	49		24.59	24.63	24.75		
20	1	99		24.42	24.64	24.73		
20	50	0		23.12	23.28	23.39		
20	50	24		23.15	23.31	23.45		
20	50	50		23.26	23.40	23.41		
20	100	0		23.17	23.36	23.39		
20	1	0	64-QAM	23.01	23.14	23.38	24.49	0.2812
20	1	49		23.16	23.37	23.48		
20	1	99		23.06	23.49	23.43		
20	50	0		22.15	22.29	22.44		
20	50	24		22.27	22.36	22.42		
20	50	50		22.34	22.41	22.45		
20	100	0		22.10	22.33	22.41		
20	1	0	256-QAM	20.17	20.36	20.18	21.75	0.1496
20	1	49		20.58	20.46	20.54		
20	1	99		20.65	20.63	20.75		
20	50	0		19.58	19.58	19.41		
20	50	24		19.60	19.41	19.66		
20	50	50		19.56	19.66	19.55		
20	100	0		19.35	19.50	19.37		
Limit	EIRP < 2W			Result			Pass	



LTE Band 41(HPUE) Maximum Average Power [dBm] (GT - LC = 1 dB)								
BW [MHz]	RB Size	RB Offset	Mod	Lowest	Middle	Highest	EIRP (dBm)	EIRP (W)
20	1	0	QPSK	25.57	25.14	24.87	26.57	0.4539
20	1	49		25.56	25.13	24.85		
20	1	99		25.47	25.16	24.77		
20	50	0		24.77	24.36	23.93		
20	50	24		24.81	24.19	23.98		
20	50	50		24.82	24.35	23.96		
20	100	0		24.82	24.20	23.98		
20	1	0	16-QAM	25.07	24.71	24.19	26.07	0.4046
20	1	49		24.92	24.53	24.27		
20	1	99		24.86	24.51	24.20		
20	50	0		23.81	23.33	22.94		
20	50	24		23.78	23.25	22.89		
20	50	50		23.78	23.33	22.97		
20	100	0		23.92	23.38	22.93		
20	1	0	64-QAM	23.67	23.09	23.09	24.69	0.2944
20	1	49		23.65	23.17	22.91		
20	1	99		23.69	23.18	22.89		
20	50	0		22.83	22.38	22.16		
20	50	24		22.87	22.31	22.03		
20	50	50		22.79	22.37	22.10		
20	100	0		22.84	22.27	22.13		
20	1	0	256-QAM	20.38	20.55	20.43	21.55	0.1429
20	1	49		20.29	20.22	20.32		
20	1	99		20.33	20.20	20.43		
20	50	0		19.40	19.38	19.52		
20	50	24		19.40	19.46	19.46		
20	50	50		19.56	19.53	19.57		
20	100	0		19.62	19.37	19.38		
Limit	EIRP < 2W			Result			Pass	



LTE Band 66 Maximum Average Power [dBm] (GT - LC = 2.1 dB)								
BW [MHz]	RB Size	RB Offset	Mod	Lowest	Middle	Highest	EIRP (dBm)	EIRP (W)
20	1	0	QPSK	23.68	24.05	23.51	26.15	0.4121
20	1	49		23.53	23.28	23.58		
20	1	99		23.91	23.75	23.25		
20	50	0		22.32	22.23	22.26		
20	50	24		22.39	22.21	22.24		
20	50	50		22.37	22.23	22.25		
20	100	0		22.40	22.27	22.28		
20	1	0	16-QAM	23.64	23.04	23.02	25.74	0.3750
20	1	49		22.73	23.20	22.74		
20	1	99		23.07	22.95	22.77		
20	50	0		22.17	22.03	21.98		
20	50	24		22.11	21.97	21.99		
20	50	50		22.10	22.00	21.91		
20	100	0		22.15	22.04	21.98		
20	1	0	64-QAM	21.65	21.76	21.89	24.28	0.2679
20	1	49		22.11	22.16	22.04		
20	1	99		22.12	22.18	22.05		
20	50	0		21.10	21.01	21.04		
20	50	24		21.12	21.02	21.04		
20	50	50		21.06	21.02	20.91		
20	100	0		21.17	21.08	20.98		
20	1	0	256-QAM	18.88	18.96	18.86	21.50	0.1413
20	1	49		19.39	19.23	19.39		
20	1	99		19.18	19.34	19.40		
20	50	0		18.21	18.01	18.11		
20	50	24		18.03	18.16	18.25		
20	50	50		18.15	18.09	18.25		
20	100	0		18.27	18.18	18.08		
Limit	EIRP < 1W			Result			Pass	



LTE Band 66B_CA Maximum Average Power [dBm] (GT - LC = 2.1 dB)										
BW [MHz]	PCC		SCC		Mod	Lowest	Middle	Highest	EIRP (dBm)	EIRP (W)
	RB Size	RB Offset	RB Size	RB Offset						
10+10	50	0	50	0	QPSK	20.60	20.64	20.78	24.72	0.2965
10+10	1	0	1	49		13.01	13.11	13.12		
10+10	1	49	1	0		22.58	22.26	22.62		
10+10	50	0	50	0	16-QAM	20.63	20.94	20.26	24.76	0.2992
10+10	1	0	1	49		13.74	13.47	13.26		
10+10	1	49	1	0		22.66	22.57	22.22		
10+10	50	0	50	0	64-QAM	20.52	20.61	20.20	24.59	0.2877
10+10	1	0	1	49		13.67	13.52	13.47		
10+10	1	49	1	0		22.49	22.31	22.00		
10+10	50	0	50	0	256-QAM	17.39	17.81	16.91	19.99	0.0998
10+10	1	0	1	49		13.11	13.01	13.06		
10+10	1	49	1	0		17.89	17.59	17.32		
Limit	EIRP < 1W				Result			Pass		

LTE Band 66C_CA Maximum Average Power [dBm] (GT - LC = 2.1 dB)										
BW [MHz]	PCC		SCC		Mod	Lowest	Middle	Highest	EIRP (dBm)	EIRP (W)
	RB Size	RB Offset	RB Size	RB Offset						
20+20	100	0	100	0	QPSK	20.62	20.43	19.99	24.62	0.2897
20+20	1	0	1	99		15.68	15.79	15.37		
20+20	1	99	1	0		22.12	21.07	22.52		
20+20	100	0	100	0	16-QAM	19.44	19.32	18.80	24.05	0.2541
20+20	1	0	1	99		16.23	16.43	15.88		
20+20	1	99	1	0		21.85	20.42	21.95		
20+20	100	0	100	0	64-QAM	19.61	19.39	18.60	23.65	0.2317
20+20	1	0	1	99		16.34	16.42	15.87		
20+20	1	99	1	0		21.47	21.55	21.48		
20+20	100	0	100	0	256-QAM	18.45	17.86	17.60	20.60	0.1148
20+20	1	0	1	99		15.09	15.51	15.74		
20+20	1	99	1	0		18.50	17.50	17.49		
Limit	EIRP < 1W				Result			Pass		



LTE Band 38C(HPUE)_CA Maximum Average Power [dBm] (GT - LC = 1 dB)										
BW [MHz]	PCC		SCC		Mod	Lowest	Middle	Highest	EIRP (dBm)	EIRP (W)
	RB Size	RB Offset	RB Size	RB Offset						
20+20	100	0	100	0	QPSK	23.33	23.11	23.21	26.23	0.4198
20+20	1	0	1	99		16.52	16.36	16.73		
20+20	1	99	1	0		25.23	24.96	24.67		
20+20	100	0	100	0	16-QAM	22.19	22.15	21.95	25.17	0.3289
20+20	1	0	1	99		17.15	17.03	17.02		
20+20	1	99	1	0		24.17	23.91	23.79		
20+20	100	0	100	0	64-QAM	22.30	22.19	21.97	24.28	0.2679
20+20	1	0	1	99		16.90	16.79	16.95		
20+20	1	99	1	0		23.28	23.20	23.22		
20+20	100	0	100	0	256-QAM	20.40	20.01	19.95	21.60	0.1445
20+20	1	0	1	99		17.19	17.09	17.12		
20+20	1	99	1	0		20.60	20.34	20.30		
Limit	EIRP < 2W					Result			Pass	

LTE Band 41C(HPUE)_CA Maximum Average Power [dBm] (GT - LC = 1 dB)										
BW [MHz]	PCC		SCC		Mod	Lowest	Middle	Highest	EIRP (dBm)	EIRP (W)
	RB Size	RB Offset	RB Size	RB Offset						
20+20	100	0	100	0	QPSK	23.40	23.14	23.22	26.11	0.4083
20+20	1	0	1	99		16.82	16.61	16.76		
20+20	1	99	1	0		25.11	24.82	24.85		
20+20	100	0	100	0	16-QAM	22.46	22.27	22.25	25.27	0.3365
20+20	1	0	1	99		17.18	17.33	17.16		
20+20	1	99	1	0		24.27	23.97	23.93		
20+20	100	0	100	0	64-QAM	22.64	22.27	21.97	24.48	0.2805
20+20	1	0	1	99		16.97	16.90	16.93		
20+20	1	99	1	0		23.48	23.34	23.29		
20+20	100	0	100	0	256-QAM	20.36	20.30	20.04	21.68	0.1472
20+20	1	0	1	99		17.06	17.07	17.13		
20+20	1	99	1	0		20.68	20.38	20.37		
Limit	EIRP < 2W					Result			Pass	



<Diversity Antenna_CFG2>

LTE Band 2 Maximum Average Power [dBm] (GT - LC = 2.3 dB)								
BW [MHz]	RB Size	RB Offset	Mod	Lowest	Middle	Highest	EIRP (dBm)	EIRP (W)
20	1	0	QPSK	22.84	22.93	22.88	25.44	0.3499
20	1	49		22.87	22.89	22.94		
20	1	99		23.14	22.98	22.70		
20	50	0		21.97	22.08	22.10		
20	50	24		22.11	22.14	22.06		
20	50	50		22.05	22.06	22.01		
20	100	0		22.08	22.06	22.00		
20	1	0	16-QAM	22.57	22.21	22.18	24.87	0.3069
20	1	49		22.28	22.39	22.04		
20	1	99		22.21	22.20	22.20		
20	50	0		21.04	21.22	21.10		
20	50	24		21.16	21.08	21.05		
20	50	50		21.03	21.09	21.02		
20	100	0		21.12	21.12	21.03		
20	1	0	64-QAM	21.17	21.03	20.99	23.62	0.2301
20	1	49		21.09	21.23	21.26		
20	1	99		21.32	20.94	20.76		
20	50	0		20.07	20.13	19.98		
20	50	24		20.09	20.02	20.00		
20	50	50		20.05	20.05	19.96		
20	100	0		20.14	20.11	19.97		
20	1	0	256-QAM	18.08	18.33	18.19	20.69	0.1172
20	1	49		18.32	18.39	18.38		
20	1	99		18.01	18.00	17.95		
20	50	0		17.24	17.41	17.39		
20	50	24		17.30	17.11	17.25		
20	50	50		17.06	17.20	17.24		
20	100	0		17.26	17.28	17.40		
Limit	EIRP < 2W			Result			Pass	



LTE Band 25 Maximum Average Power [dBm] (GT - LC = 2.3 dB)								
BW [MHz]	RB Size	RB Offset	Mod	Lowest	Middle	Highest	EIRP (dBm)	EIRP (W)
20	1	0	QPSK	22.78	22.69	22.75	25.32	0.3404
20	1	49		22.83	22.85	22.91		
20	1	99		23.02	22.75	22.93		
20	50	0		21.95	22.01	21.84		
20	50	24		22.07	22.12	22.03		
20	50	50		22.02	21.99	21.97		
20	100	0		21.97	22.13	21.90		
20	1	0	16-QAM	22.18	21.92	22.57	25.03	0.3184
20	1	49		22.73	22.21	22.14		
20	1	99		22.12	21.91	22.47		
20	50	0		21.08	21.10	20.78		
20	50	24		21.10	21.11	21.10		
20	50	50		21.17	21.11	21.04		
20	100	0		21.05	20.98	20.91		
20	1	0	64-QAM	20.74	20.73	20.83	23.38	0.2178
20	1	49		20.67	21.08	21.05		
20	1	99		20.89	20.71	21.06		
20	50	0		19.93	20.00	19.90		
20	50	24		20.05	20.14	20.01		
20	50	50		20.01	20.04	19.99		
20	100	0		20.10	20.05	19.92		
20	1	0	256-QAM	17.88	17.86	17.86	20.65	0.1161
20	1	49		18.10	18.35	18.10		
20	1	99		17.94	17.97	17.77		
20	50	0		17.02	17.26	17.03		
20	50	24		17.14	17.17	17.27		
20	50	50		17.19	17.25	17.34		
20	100	0		17.11	17.06	17.24		
Limit	EIRP < 2W			Result			Pass	



LTE Band 4 Maximum Average Power [dBm] (GT - LC = 2.1 dB)								
BW [MHz]	RB Size	RB Offset	Mod	Lowest	Middle	Highest	EIRP (dBm)	EIRP (W)
20	1	0	QPSK	22.16	22.14	22.30	24.58	0.2871
20	1	49		22.29	22.12	22.36		
20	1	99		22.04	22.48	22.34		
20	50	0		21.09	21.36	21.39		
20	50	24		21.29	21.26	21.41		
20	50	50		21.27	21.50	21.40		
20	100	0		21.19	21.28	21.29		
20	1	0	16-QAM	21.20	21.40	22.17	24.27	0.2673
20	1	49		21.82	21.58	21.43		
20	1	99		21.46	21.74	21.71		
20	50	0		20.20	20.31	20.41		
20	50	24		20.31	20.41	20.41		
20	50	50		20.30	20.41	20.45		
20	100	0		20.19	20.34	20.28		
20	1	0	64-QAM	20.10	20.58	20.69	22.79	0.1901
20	1	49		20.04	20.26	20.41		
20	1	99		20.26	20.49	20.50		
20	50	0		19.07	19.41	19.33		
20	50	24		19.35	19.30	19.46		
20	50	50		19.35	19.47	19.44		
20	100	0		19.27	19.40	19.33		
20	1	0	256-QAM	17.85	17.62	17.83	19.95	0.0989
20	1	49		17.27	17.51	17.29		
20	1	99		17.64	17.55	17.78		
20	50	0		16.41	16.71	16.65		
20	50	24		16.47	16.50	16.55		
20	50	50		16.61	16.56	16.66		
20	100	0		16.56	16.47	16.45		
Limit	EIRP < 1W			Result			Pass	



LTE Band 38(HPUE) Maximum Average Power [dBm] (GT - LC = 1 dB)								
BW [MHz]	RB Size	RB Offset	Mod	Lowest	Middle	Highest	EIRP (dBm)	EIRP (W)
20	1	0	QPSK	24.65	24.70	24.79	25.79	0.3793
20	1	49		24.50	24.59	24.72		
20	1	99		24.40	24.56	24.60		
20	50	0		23.64	23.68	23.83		
20	50	24		23.71	23.88	23.81		
20	50	50		23.71	23.81	23.88		
20	100	0		23.69	23.77	23.87		
20	1	0	16-QAM	24.10	24.02	24.30	25.44	0.3499
20	1	49		23.82	24.13	24.07		
20	1	99		24.24	24.44	24.06		
20	50	0		22.67	22.76	22.80		
20	50	24		22.79	22.88	22.88		
20	50	50		22.73	22.82	22.79		
20	100	0		22.81	22.88	22.87		
20	1	0	64-QAM	22.86	23.02	22.83	24.02	0.2523
20	1	49		22.69	22.82	23.00		
20	1	99		22.80	22.85	22.78		
20	50	0		21.69	21.84	21.88		
20	50	24		21.81	21.85	21.86		
20	50	50		21.82	21.92	21.98		
20	100	0		21.81	21.91	21.93		
20	1	0	256-QAM	20.23	20.30	20.23	21.30	0.1349
20	1	49		19.90	19.87	19.90		
20	1	99		19.87	19.92	19.86		
20	50	0		19.00	19.05	19.14		
20	50	24		19.12	19.03	18.98		
20	50	50		19.19	19.07	19.08		
20	100	0		19.16	19.05	19.06		
Limit	EIRP < 2W			Result			Pass	



LTE Band 41(HPUE) Maximum Average Power [dBm] (GT - LC = 1 dB)								
BW [MHz]	RB Size	RB Offset	Mod	Lowest	Middle	Highest	EIRP (dBm)	EIRP (W)
20	1	0	QPSK	24.36	24.73	24.41	25.73	0.3741
20	1	49		24.47	24.51	24.50		
20	1	99		24.26	24.57	24.34		
20	50	0		23.65	23.80	23.61		
20	50	24		23.74	23.92	23.75		
20	50	50		23.64	23.85	23.56		
20	100	0		23.65	23.95	23.53		
20	1	0	16-QAM	23.78	24.31	23.87	25.31	0.3396
20	1	49		23.88	23.91	23.94		
20	1	99		23.71	23.88	23.75		
20	50	0		22.67	22.92	22.68		
20	50	24		22.66	22.82	22.72		
20	50	50		22.58	22.88	22.54		
20	100	0		22.58	22.87	22.60		
20	1	0	64-QAM	22.21	22.82	22.72	23.84	0.2421
20	1	49		22.51	22.49	22.50		
20	1	99		22.37	22.84	22.65		
20	50	0		21.68	21.87	21.71		
20	50	24		21.78	21.89	21.75		
20	50	50		21.61	21.86	21.69		
20	100	0		21.66	21.88	21.68		
20	1	0	256-QAM	20.08	20.05	20.05	21.08	0.1282
20	1	49		19.67	19.71	19.72		
20	1	99		19.84	19.70	19.70		
20	50	0		18.97	19.07	19.13		
20	50	24		19.03	19.08	19.01		
20	50	50		18.92	18.87	19.03		
20	100	0		19.04	19.11	18.84		
Limit	EIRP < 2W			Result			Pass	



LTE Band 66 Maximum Average Power [dBm] (GT - LC = 2.1 dB)								
BW [MHz]	RB Size	RB Offset	Mod	Lowest	Middle	Highest	EIRP (dBm)	EIRP (W)
20	1	0	QPSK	21.97	22.27	22.29	24.53	0.2838
20	1	49		22.20	22.43	22.28		
20	1	99		22.18	22.28	22.33		
20	50	0		21.12	21.35	21.45		
20	50	24		21.36	21.42	21.47		
20	50	50		21.32	21.38	21.54		
20	100	0		21.30	21.37	21.55		
20	1	0	16-QAM	21.37	21.21	21.87	24.33	0.2710
20	1	49		21.98	21.42	22.23		
20	1	99		21.63	21.73	21.78		
20	50	0		20.19	20.27	20.54		
20	50	24		20.28	20.43	20.58		
20	50	50		20.25	20.49	20.59		
20	100	0		20.27	20.42	20.57		
20	1	0	64-QAM	20.04	20.27	20.69	22.79	0.1901
20	1	49		20.43	20.30	20.49		
20	1	99		20.17	20.27	20.62		
20	50	0		19.18	19.32	19.55		
20	50	24		19.25	19.50	19.49		
20	50	50		19.28	19.49	19.60		
20	100	0		19.22	19.39	19.55		
20	1	0	256-QAM	17.56	17.38	17.53	19.67	0.0927
20	1	49		17.42	17.44	17.55		
20	1	99		17.43	17.47	17.57		
20	50	0		16.43	16.61	16.54		
20	50	24		16.76	16.77	16.69		
20	50	50		16.53	16.63	16.77		
20	100	0		16.68	16.42	16.65		
Limit	EIRP < 1W			Result			Pass	



LTE Band 66B_CA Maximum Average Power [dBm] (GT - LC = 2.1 dB)										
BW [MHz]	PCC		SCC		Mod	Lowest	Middle	Highest	EIRP (dBm)	EIRP (W)
	RB Size	RB Offset	RB Size	RB Offset						
10+10	50	0	50	0	QPSK	19.59	19.61	19.80	23.72	0.2355
10+10	1	0	1	49		12.06	12.20	12.22		
10+10	1	49	1	0		21.58	21.23	21.62		
10+10	50	0	50	0	16-QAM	19.68	20.01	19.33	23.83	0.2415
10+10	1	0	1	49		12.84	12.56	12.31		
10+10	1	49	1	0		21.73	21.63	21.23		
10+10	50	0	50	0	64-QAM	19.49	19.69	19.12	23.60	0.2291
10+10	1	0	1	49		12.67	12.46	12.55		
10+10	1	49	1	0		21.50	21.28	20.90		
10+10	50	0	50	0	256-QAM	16.34	16.86	15.84	19.03	0.0800
10+10	1	0	1	49		12.14	11.97	12.05		
10+10	1	49	1	0		16.93	16.64	16.31		
Limit	EIRP < 1W					Result			Pass	

LTE Band 66C_CA Maximum Average Power [dBm] (GT - LC = 2.1 dB)										
BW [MHz]	PCC		SCC		Mod	Lowest	Middle	Highest	EIRP (dBm)	EIRP (W)
	RB Size	RB Offset	RB Size	RB Offset						
20+20	100	0	100	0	QPSK	19.59	19.50	19.07	23.67	0.2328
20+20	1	0	1	99		14.69	14.69	14.44		
20+20	1	99	1	0		21.09	20.00	21.57		
20+20	100	0	100	0	16-QAM	18.40	18.37	17.81	23.13	0.2056
20+20	1	0	1	99		15.21	15.37	14.96		
20+20	1	99	1	0		20.93	19.40	21.03		
20+20	100	0	100	0	64-QAM	18.51	18.31	17.59	22.66	0.1845
20+20	1	0	1	99		15.37	15.48	14.82		
20+20	1	99	1	0		20.37	20.56	20.56		
20+20	100	0	100	0	256-QAM	17.38	16.79	16.53	19.61	0.0914
20+20	1	0	1	99		14.13	14.56	14.79		
20+20	1	99	1	0		17.51	16.52	16.55		
Limit	EIRP < 1W					Result			Pass	



LTE Band 38C(HPUE)_CA Maximum Average Power [dBm] (GT - LC = 1 dB)										
BW [MHz]	PCC		SCC		Mod	Lowest	Middle	Highest	EIRP (dBm)	EIRP (W)
	RB Size	RB Offset	RB Size	RB Offset						
20+20	100	0	100	0	QPSK	22.38	22.09	22.22	25.23	0.3334
20+20	1	0	1	99		15.51	15.43	15.76		
20+20	1	99	1	0		24.23	23.89	23.74		
20+20	100	0	100	0	16-QAM	21.12	21.24	20.88	24.26	0.2667
20+20	1	0	1	99		16.07	16.03	15.94		
20+20	1	99	1	0		23.26	22.87	22.69		
20+20	100	0	100	0	64-QAM	21.38	21.20	20.98	23.31	0.2143
20+20	1	0	1	99		15.94	15.89	15.96		
20+20	1	99	1	0		22.20	22.29	22.31		
20+20	100	0	100	0	256-QAM	19.42	18.95	18.86	20.63	0.1156
20+20	1	0	1	99		16.22	16.03	16.04		
20+20	1	99	1	0		19.63	19.32	19.38		
Limit	EIRP < 2W					Result			Pass	

LTE Band 41C(HPUE)_CA Maximum Average Power [dBm] (GT - LC = 1 dB)										
BW [MHz]	PCC		SCC		Mod	Lowest	Middle	Highest	EIRP (dBm)	EIRP (W)
	RB Size	RB Offset	RB Size	RB Offset						
20+20	100	0	100	0	QPSK	22.31	22.15	22.30	25.02	0.3177
20+20	1	0	1	99		15.81	15.71	15.86		
20+20	1	99	1	0		24.02	23.72	23.81		
20+20	100	0	100	0	16-QAM	21.49	21.27	21.28	24.30	0.2692
20+20	1	0	1	99		16.24	16.34	16.06		
20+20	1	99	1	0		23.30	22.94	22.92		
20+20	100	0	100	0	64-QAM	21.71	21.27	20.88	23.54	0.2259
20+20	1	0	1	99		16.02	15.82	15.92		
20+20	1	99	1	0		22.54	22.38	22.35		
20+20	100	0	100	0	256-QAM	19.36	19.24	18.98	20.78	0.1197
20+20	1	0	1	99		16.09	16.01	16.19		
20+20	1	99	1	0		19.78	19.42	19.39		
Limit	EIRP < 2W					Result			Pass	



<Diversity Antenna CFG3>

LTE Band 2 Maximum Average Power [dBm] (GT - LC = 2.3 dB)								
BW [MHz]	RB Size	RB Offset	Mod	Lowest	Middle	Highest	EIRP (dBm)	EIRP (W)
20	1	0	QPSK	23.92	24.15	23.99	26.45	0.4416
20	1	49		23.98	24.06	23.94		
20	1	99		23.76	24.13	23.86		
20	50	0		23.13	23.10	23.08		
20	50	24		23.11	23.07	23.08		
20	50	50		23.11	23.10	22.97		
20	100	0		23.11	23.10	23.03		
20	1	0	16-QAM	23.42	23.26	23.23	25.72	0.3733
20	1	49		23.27	23.15	23.10		
20	1	99		23.40	23.16	23.16		
20	50	0		22.02	22.20	22.13		
20	50	24		22.13	22.13	22.05		
20	50	50		22.10	21.96	22.04		
20	100	0		22.11	22.12	22.00		
20	1	0	64-QAM	23.10	22.33	22.62	25.48	0.3532
20	1	49		23.18	22.17	21.83		
20	1	99		23.14	22.00	21.99		
20	50	0		22.01	21.19	21.00		
20	50	24		22.02	21.09	20.99		
20	50	50		22.04	21.14	20.99		
20	100	0		21.14	21.08	20.92		
20	1	0	256-QAM	19.50	19.35	19.38	21.80	0.1514
20	1	49		19.26	19.17	19.41		
20	1	99		19.01	19.25	19.29		
20	50	0		18.46	18.27	18.38		
20	50	24		18.21	18.25	18.37		
20	50	50		18.23	18.43	18.43		
20	100	0		18.31	18.13	18.25		
Limit	EIRP < 2W			Result			Pass	



LTE Band 25 Maximum Average Power [dBm] (GT - LC = 2.3 dB)								
BW [MHz]	RB Size	RB Offset	Mod	Lowest	Middle	Highest	EIRP (dBm)	EIRP (W)
20	1	0	QPSK	24.19	24.07	24.17	26.49	0.4457
20	1	49		24.14	24.15	24.14		
20	1	99		24.12	24.09	23.90		
20	50	0		23.04	23.07	23.03		
20	50	24		23.16	23.21	23.11		
20	50	50		23.17	23.17	23.12		
20	100	0		23.15	23.19	23.03		
20	1	0	16-QAM	23.25	23.47	23.33	25.88	0.3873
20	1	49		23.32	23.08	23.58		
20	1	99		23.46	23.13	23.43		
20	50	0		22.09	22.10	22.09		
20	50	24		22.21	22.18	22.13		
20	50	50		22.22	22.08	22.05		
20	100	0		22.23	22.20	21.98		
20	1	0	64-QAM	22.16	22.55	22.20	24.85	0.3055
20	1	49		22.35	22.48	22.24		
20	1	99		22.32	22.34	22.28		
20	50	0		21.00	21.11	21.00		
20	50	24		21.22	21.17	21.11		
20	50	50		21.17	21.08	21.07		
20	100	0		21.14	21.15	21.00		
20	1	0	256-QAM	19.80	19.75	19.73	22.10	0.1622
20	1	49		19.53	19.63	19.64		
20	1	99		19.41	19.40	19.47		
20	50	0		18.17	18.39	18.21		
20	50	24		18.30	18.40	18.29		
20	50	50		18.14	18.37	18.22		
20	100	0		18.45	18.23	18.16		
Limit	EIRP < 2W			Result			Pass	



LTE Band 4 Maximum Average Power [dBm] (GT - LC = 2.1 dB)								
BW [MHz]	RB Size	RB Offset	Mod	Lowest	Middle	Highest	EIRP (dBm)	EIRP (W)
20	1	0	QPSK	23.91	23.70	23.94	26.04	0.4018
20	1	49		23.85	23.85	23.80		
20	1	99		23.81	23.72	23.84		
20	50	0		22.87	22.87	22.86		
20	50	24		22.93	22.92	22.84		
20	50	50		22.93	22.96	22.86		
20	100	0		22.88	22.90	22.81		
20	1	0	16-QAM	23.08	22.72	23.48	25.59	0.3622
20	1	49		23.01	23.05	23.04		
20	1	99		23.13	23.15	23.49		
20	50	0		21.89	21.92	21.76		
20	50	24		21.94	21.93	21.88		
20	50	50		21.88	21.97	21.89		
20	100	0		21.92	21.82	21.92		
20	1	0	64-QAM	22.38	22.08	21.91	24.48	0.2805
20	1	49		22.00	22.08	22.26		
20	1	99		22.06	22.18	22.18		
20	50	0		20.83	20.97	20.88		
20	50	24		20.98	20.97	20.81		
20	50	50		20.85	21.00	20.79		
20	100	0		20.92	20.91	20.87		
20	1	0	256-QAM	19.38	19.16	19.20	21.52	0.1419
20	1	49		19.18	19.33	19.27		
20	1	99		19.18	19.42	19.35		
20	50	0		18.12	18.05	18.20		
20	50	24		18.21	18.03	18.20		
20	50	50		18.30	18.22	18.11		
20	100	0		17.93	17.99	18.12		
Limit	EIRP < 1W			Result			Pass	



LTE Band 38(HPUE) Maximum Average Power [dBm] (GT - LC = 1 dB)								
BW [MHz]	RB Size	RB Offset	Mod	Lowest	Middle	Highest	EIRP (dBm)	EIRP (W)
20	1	0	QPSK	25.19	25.75	22.84	26.75	0.4732
20	1	49		24.85	24.79	22.78		
20	1	99		24.88	25.07	25.72		
20	50	0		23.52	25.27	24.78		
20	50	24		23.75	25.13	25.25		
20	50	50		23.66	23.74	25.20		
20	100	0		23.74	23.83	25.17		
20	1	0	16-QAM	24.87	23.74	23.83	26.25	0.4217
20	1	49		24.86	23.80	23.96		
20	1	99		24.98	25.06	23.84		
20	50	0		23.53	24.92	23.88		
20	50	24		23.68	25.12	25.25		
20	50	50		23.58	23.65	25.11		
20	100	0		23.65	23.93	25.15		
20	1	0	64-QAM	23.75	23.83	23.91	25.27	0.3365
20	1	49		23.92	23.78	23.93		
20	1	99		23.98	23.84	23.83		
20	50	0		22.59	23.92	23.86		
20	50	24		22.75	24.06	23.99		
20	50	50		22.67	22.72	24.21		
20	100	0		22.65	22.92	24.27		
20	1	0	256-QAM	21.11	21.08	20.87	22.27	0.1687
20	1	49		20.91	21.02	20.96		
20	1	99		20.92	20.99	21.03		
20	50	0		21.06	21.17	21.14		
20	50	24		21.24	21.27	21.13		
20	50	50		19.91	19.94	19.91		
20	100	0		20.10	19.94	20.07		
Limit	EIRP < 2W			Result			Pass	



LTE Band 41(HPUE) Maximum Average Power [dBm] (GT - LC = 1 dB)								
BW [MHz]	RB Size	RB Offset	Mod	Lowest	Middle	Highest	EIRP (dBm)	EIRP (W)
20	1	0	QPSK	25.48	25.64	22.64	26.64	0.4613
20	1	49		25.47	25.63	22.78		
20	1	99		24.67	24.86	25.43		
20	50	0		24.64	25.00	25.49		
20	50	24		24.62	24.84	24.81		
20	50	50		24.78	24.87	24.63		
20	100	0		24.70	23.70	24.73		
20	1	0	16-QAM	23.72	23.74	23.60	25.84	0.3837
20	1	49		23.70	23.70	23.53		
20	1	99		23.59	23.81	23.61		
20	50	0		23.67	24.84	23.47		
20	50	24		24.78	24.69	24.79		
20	50	50		24.75	24.84	24.70		
20	100	0		24.74	23.76	24.77		
20	1	0	64-QAM	23.69	23.81	23.55	25.04	0.3192
20	1	49		23.67	23.68	23.57		
20	1	99		23.65	23.77	23.57		
20	50	0		23.75	23.68	23.53		
20	50	24		23.54	23.59	23.45		
20	50	50		23.66	23.74	23.62		
20	100	0		23.61	22.76	24.04		
20	1	0	256-QAM	20.99	20.89	20.87	22.01	0.1589
20	1	49		20.78	21.01	20.72		
20	1	99		20.83	20.68	20.93		
20	50	0		20.94	20.94	20.86		
20	50	24		20.94	20.79	20.75		
20	50	50		20.61	20.59	20.80		
20	100	0		20.77	20.89	20.93		
Limit	EIRP < 2W			Result			Pass	



LTE Band 66 Maximum Average Power [dBm] (GT - LC = 2.1 dB)								
BW [MHz]	RB Size	RB Offset	Mod	Lowest	Middle	Highest	EIRP (dBm)	EIRP (W)
20	1	0	QPSK	23.87	23.74	23.83	25.97	0.3954
20	1	49		23.85	23.84	23.83		
20	1	99		23.81	23.85	23.86		
20	50	0		22.90	22.91	22.97		
20	50	24		22.98	22.90	22.95		
20	50	50		22.93	22.93	22.98		
20	100	0		22.91	22.81	22.98		
20	1	0	16-QAM	23.49	23.46	23.41	25.59	0.3622
20	1	49		23.34	23.24	23.29		
20	1	99		23.30	23.36	23.26		
20	50	0		21.90	21.92	21.86		
20	50	24		22.01	21.89	21.97		
20	50	50		21.89	21.85	21.91		
20	100	0		21.94	21.94	22.01		
20	1	0	64-QAM	22.16	21.92	21.99	24.28	0.2679
20	1	49		22.08	22.16	22.09		
20	1	99		22.09	22.06	22.18		
20	50	0		20.91	20.84	20.95		
20	50	24		20.99	20.88	20.94		
20	50	50		20.88	20.80	21.01		
20	100	0		20.94	20.85	20.99		
20	1	0	256-QAM	18.94	19.08	19.12	21.47	0.1403
20	1	49		19.28	19.37	19.26		
20	1	99		19.20	19.09	19.14		
20	50	0		17.98	17.93	18.11		
20	50	24		18.15	18.03	18.08		
20	50	50		17.99	18.03	17.83		
20	100	0		17.95	17.85	18.15		
Limit	EIRP < 1W			Result			Pass	



LTE Band 66B_CA Maximum Average Power [dBm] (GT - LC = 2.1 dB)										
BW [MHz]	PCC		SCC		Mod	Lowest	Middle	Highest	EIRP (dBm)	EIRP (W)
	RB Size	RB Offset	RB Size	RB Offset						
10+10	50	0	50	0	QPSK	21.20	21.03	21.12	25.02	0.3177
10+10	1	0	1	49		13.43	13.64	13.66		
10+10	1	49	1	0		22.90	22.78	22.92		
10+10	50	0	50	0	16-QAM	21.22	21.26	20.68	25.24	0.3342
10+10	1	0	1	49		14.08	14.15	13.76		
10+10	1	49	1	0		23.14	22.99	22.82		
10+10	50	0	50	0	64-QAM	21.02	21.25	20.78	25.03	0.3184
10+10	1	0	1	49		14.17	14.02	13.98		
10+10	1	49	1	0		22.93	22.72	22.56		
10+10	50	0	50	0	256-QAM	18.02	18.36	17.35	20.46	0.1112
10+10	1	0	1	49		13.65	13.66	13.71		
10+10	1	49	1	0		18.21	18.26	17.79		
Limit	EIRP < 1W					Result			Pass	

LTE Band 66C_CA Maximum Average Power [dBm] (GT - LC = 2.1 dB)										
BW [MHz]	PCC		SCC		Mod	Lowest	Middle	Highest	EIRP (dBm)	EIRP (W)
	RB Size	RB Offset	RB Size	RB Offset						
20+20	100	0	100	0	QPSK	21.09	20.79	20.33	25.02	0.3177
20+20	1	0	1	99		16.18	16.30	15.84		
20+20	1	99	1	0		22.61	21.58	22.92		
20+20	100	0	100	0	16-QAM	19.78	19.84	19.14	24.46	0.2793
20+20	1	0	1	99		16.86	16.91	16.48		
20+20	1	99	1	0		22.36	20.99	22.26		
20+20	100	0	100	0	64-QAM	20.01	19.88	19.19	24.17	0.2612
20+20	1	0	1	99		16.80	17.00	16.28		
20+20	1	99	1	0		21.95	22.07	21.96		
20+20	100	0	100	0	256-QAM	18.87	18.43	18.01	21.18	0.1312
20+20	1	0	1	99		15.68	16.07	16.26		
20+20	1	99	1	0		19.08	18.16	18.11		
Limit	EIRP < 1W					Result			Pass	



LTE Band 38C(HPUE)_CA Maximum Average Power [dBm] (GT - LC = 1 dB)										
BW [MHz]	PCC		SCC		Mod	Lowest	Middle	Highest	EIRP (dBm)	EIRP (W)
	RB Size	RB Offset	RB Size	RB Offset						
20+20	100	0	100	0	QPSK	23.84	23.55	23.78	26.61	0.4581
20+20	1	0	1	99		17.15	16.88	17.17		
20+20	1	99	1	0		25.61	25.30	25.20		
20+20	100	0	100	0	16-QAM	22.73	22.53	22.49	25.74	0.3750
20+20	1	0	1	99		17.59	17.48	17.53		
20+20	1	99	1	0		24.74	24.58	24.11		
20+20	100	0	100	0	64-QAM	22.88	22.60	22.50	24.82	0.3034
20+20	1	0	1	99		17.41	17.26	17.30		
20+20	1	99	1	0		23.82	23.73	23.69		
20+20	100	0	100	0	256-QAM	20.91	20.70	20.43	22.05	0.1603
20+20	1	0	1	99		17.59	17.59	17.58		
20+20	1	99	1	0		21.05	20.69	20.65		
Limit	EIRP < 2W					Result			Pass	

LTE Band 41C(HPUE)_CA Maximum Average Power [dBm] (GT - LC = 1 dB)										
BW [MHz]	PCC		SCC		Mod	Lowest	Middle	Highest	EIRP (dBm)	EIRP (W)
	RB Size	RB Offset	RB Size	RB Offset						
20+20	100	0	100	0	QPSK	24.01	23.69	23.80	26.81	0.4797
20+20	1	0	1	99		17.38	17.19	17.07		
20+20	1	99	1	0		25.81	25.42	25.36		
20+20	100	0	100	0	16-QAM	22.82	22.70	22.70	25.67	0.3690
20+20	1	0	1	99		17.72	17.64	17.59		
20+20	1	99	1	0		24.67	24.62	24.27		
20+20	100	0	100	0	64-QAM	22.98	22.83	22.49	25.00	0.3162
20+20	1	0	1	99		17.49	17.36	17.44		
20+20	1	99	1	0		24.00	23.84	23.80		
20+20	100	0	100	0	256-QAM	21.03	20.81	20.52	22.05	0.1603
20+20	1	0	1	99		17.58	17.55	17.58		
20+20	1	99	1	0		21.05	20.87	20.85		
Limit	EIRP < 2W					Result			Pass	



LTE Band 5B

26dB Bandwidth

Mode	LTE Band 5B : 26dB BW(MHz)		
QPSK			
BW	3MHz+5MHz	5MHz+3MHz	5MHz+10MHz
Middle CH	8.14	8.18	14.57
BW	10MHz+5MHz	10MHz+10MHz	N/A
Middle CH	14.69	19.58	-

Mode	LTE Band 5B : 26dB BW(MHz)		
16QAM			
BW	3MHz+5MHz	5MHz+3MHz	5MHz+10MHz
Middle CH	8.12	8.14	14.54
BW	10MHz+5MHz	10MHz+10MHz	N/A
Middle CH	14.63	19.58	-

Mode	LTE Band 5B : 26dB BW(MHz)		
64QAM			
BW	3MHz+5MHz	5MHz+3MHz	5MHz+10MHz
Middle CH	8.18	8.15	14.66
BW	10MHz+5MHz	10MHz+10MHz	N/A
Middle CH	14.57	19.58	-

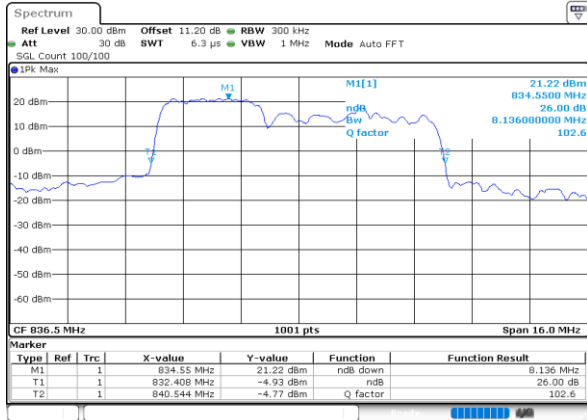
Mode	LTE Band 5B : 26dB BW(MHz)		
256QAM			
BW	3MHz+5MHz	5MHz+3MHz	5MHz+10MHz
Middle CH	8.10	8.18	14.69
BW	10MHz+5MHz	10MHz+10MHz	N/A
Middle CH	14.78	19.78	-



LTE Band 5B

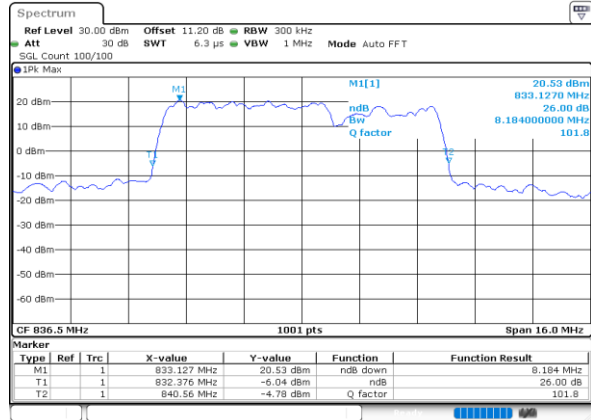
QPSK

Middle Channel / 3MHz+5MHz



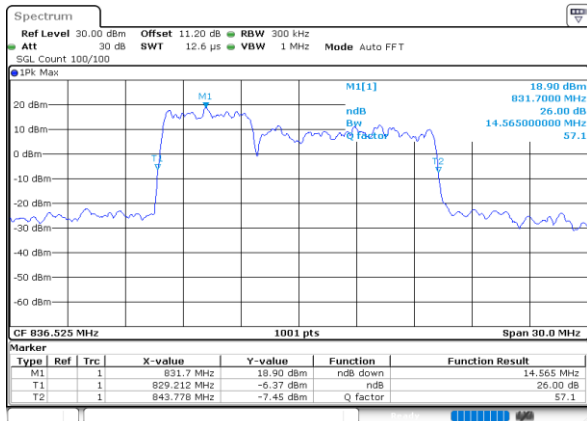
Date: 24 JUN 2022 15:25:31

Middle Channel / 5MHz+3MHz



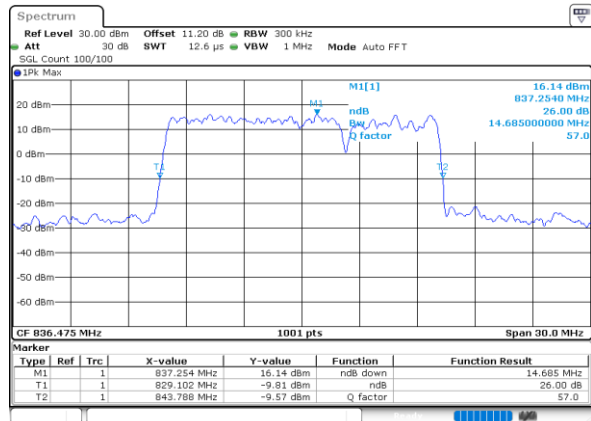
Date: 24 JUN 2022 16:35:09

Middle Channel / 5MHz+10MHz



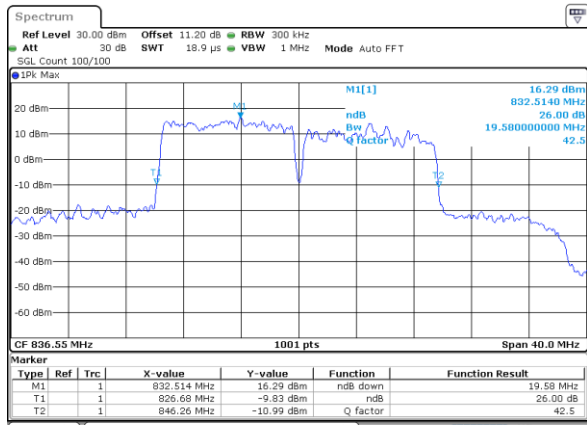
Date: 24 JUN 2022 17:47:25

Middle Channel / 10MHz+5MHz



Date: 4 AUG 2022 00:27:12

Middle Channel / 10MHz+10MHz



Date: 4 AUG 2022 23:46:25

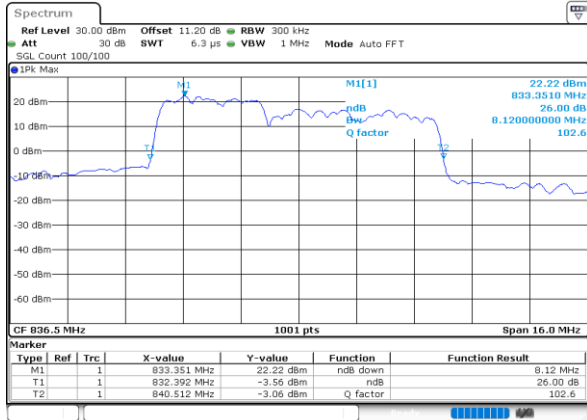
N/A



LTE Band 5B

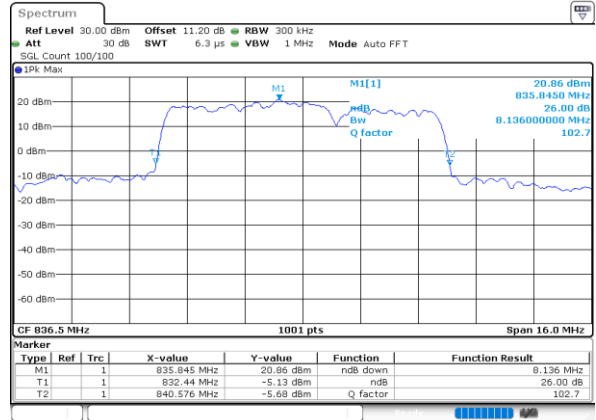
16QAM

Middle Channel / 3MHz+5MHz



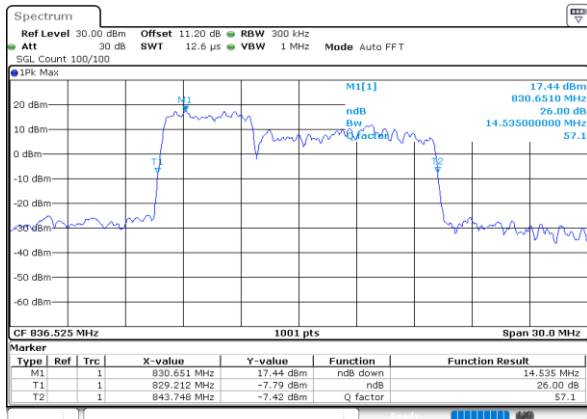
Date: 4.AUG.2022 00:20:28

Middle Channel / 5MHz+3MHz



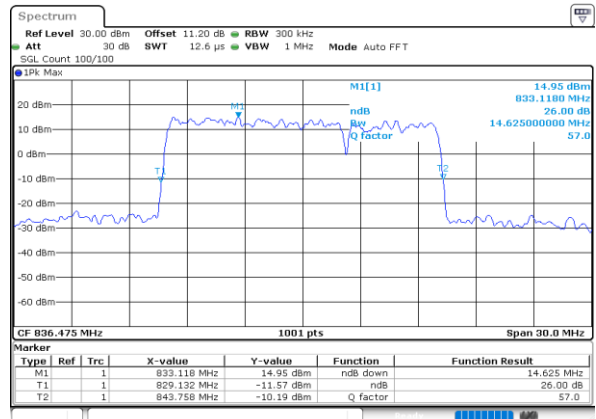
Date: 24.JUN.2022 16:35:47

Middle Channel / 5MHz+10MHz



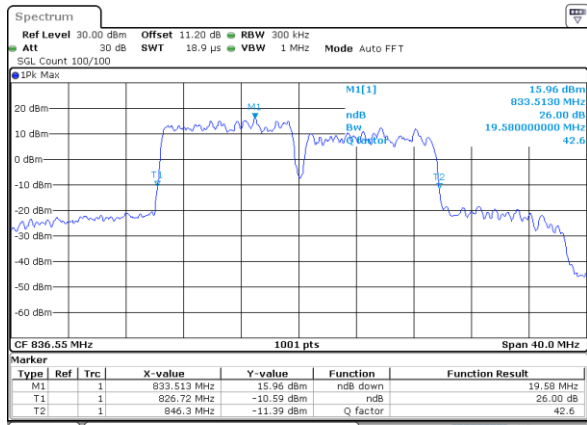
Date: 24.JUN.2022 17:48:03

Middle Channel / 10MHz+5MHz



Date: 4.AUG.2022 00:27:52

Middle Channel / 10MHz+10MHz



Date: 4.AUG.2022 23:47:11

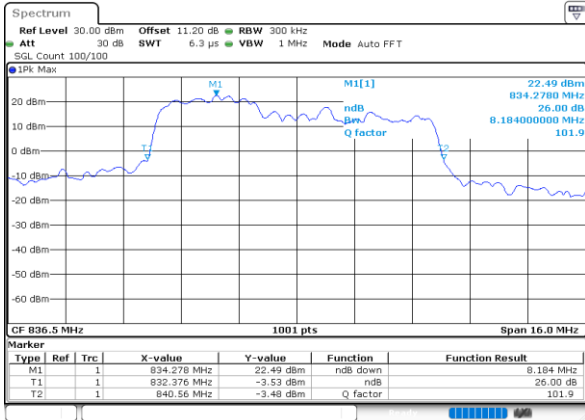
N/A



LTE Band 5B

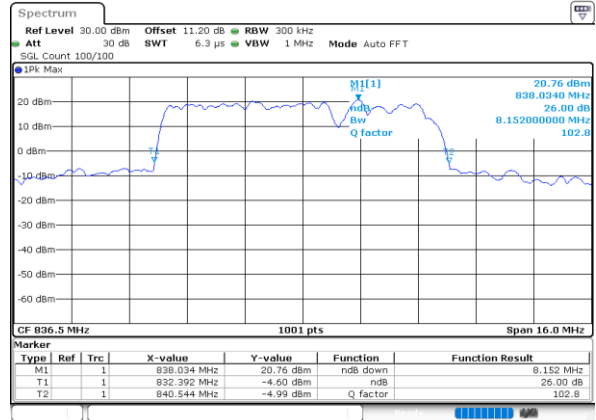
64QAM

Middle Channel / 3MHz+5MHz



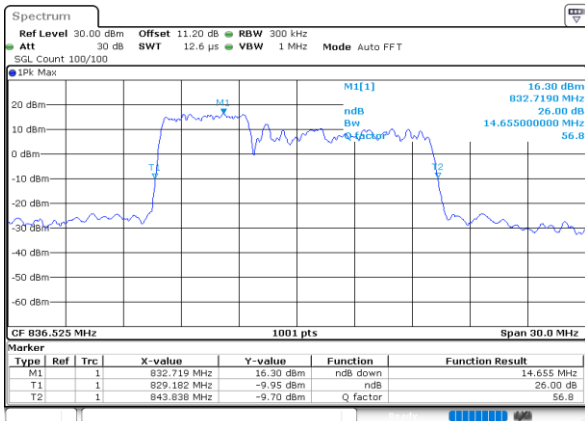
Date: 4.AUG.2022 00:19:50

Middle Channel / 5MHz+3MHz



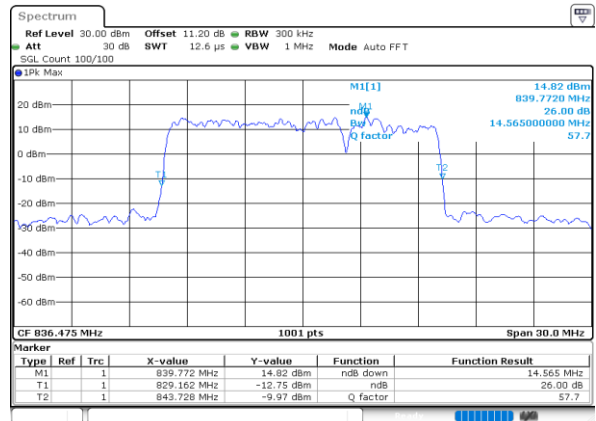
Date: 24.JUN.2022 16:36:25

Middle Channel / 5MHz+10MHz



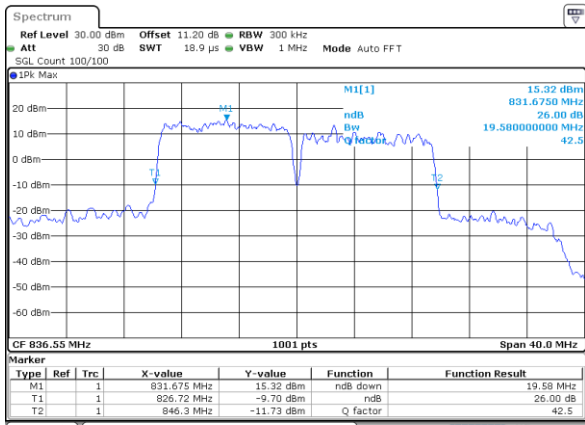
Date: 24.JUN.2022 17:48:41

Middle Channel / 10MHz+5MHz



Date: 4.AUG.2022 00:28:27

Middle Channel / 10MHz+10MHz



Date: 4.AUG.2022 23:53:14

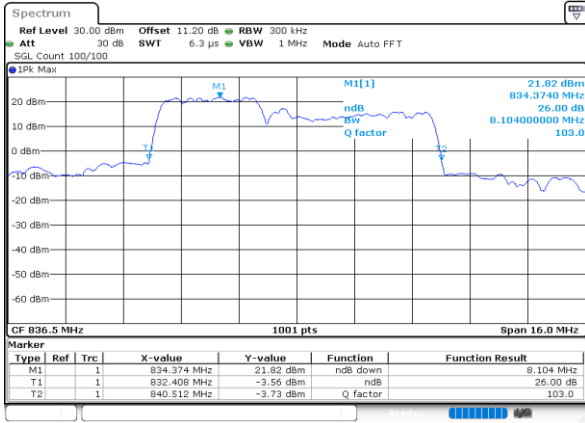
N/A



LTE Band 5B

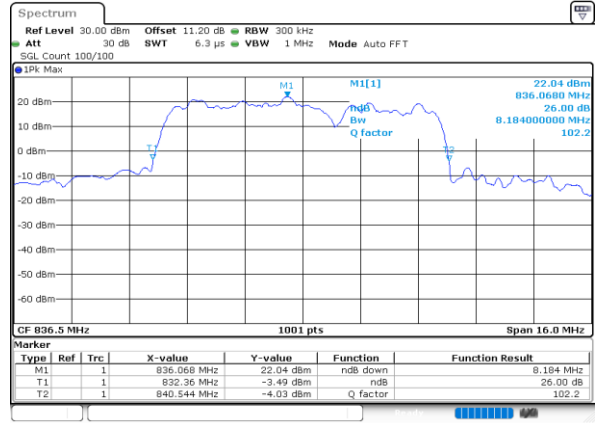
256QAM

Middle Channel / 3MHz+5MHz



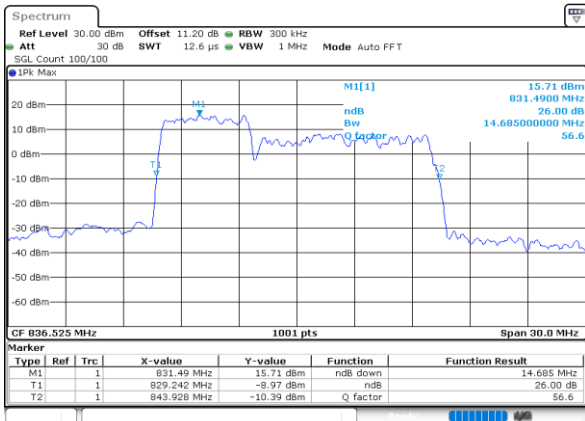
Date: 4.AUG.2022 00:40:00

Middle Channel / 5MHz+3MHz



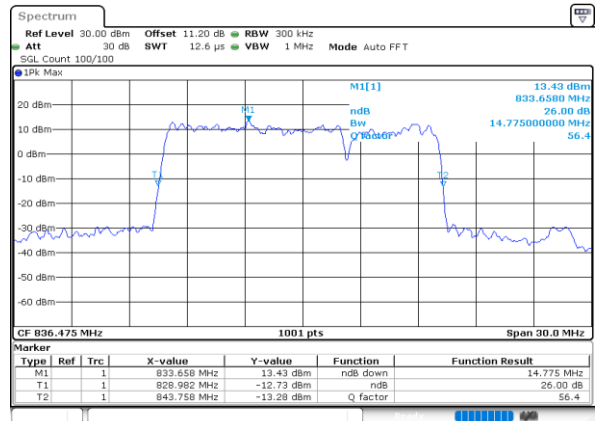
Date: 4.AUG.2022 03:22:02

Middle Channel / 5MHz+10MHz



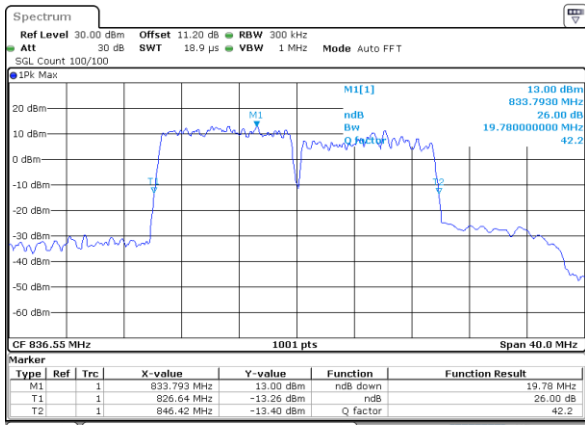
Date: 4.AUG.2022 03:38:25

Middle Channel / 10MHz+5MHz



Date: 4.AUG.2022 02:34:16

Middle Channel / 10MHz+10MHz



Date: 4.AUG.2022 23:56:35

N/A



Occupied Bandwidth

Mode	LTE Band 5B : 99%OBW(MHz)		
QPSK			
BW	3MHz+5MHz	5MHz+3MHz	5MHz+10MHz
Middle CH	7.54	7.50	13.76
BW	10MHz+5MHz	10MHz+10MHz	N/A
Middle CH	13.94	18.66	-

Mode	LTE Band 5B : 99%OBW(MHz)		
16QAM			
BW	3MHz+5MHz	5MHz+3MHz	5MHz+10MHz
Middle CH	7.58	7.56	13.73
BW	10MHz+5MHz	10MHz+10MHz	N/A
Middle CH	13.94	18.70	-

Mode	LTE Band 5B : 99%OBW(MHz)		
64QAM			
BW	3MHz+5MHz	5MHz+3MHz	5MHz+10MHz
Middle CH	7.50	7.62	13.70
BW	10MHz+5MHz	10MHz+10MHz	N/A
Middle CH	13.82	18.74	-

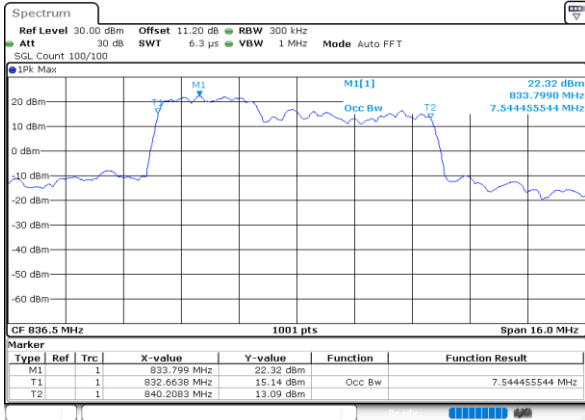
Mode	LTE Band 5B : 99%OBW(MHz)		
254QAM			
BW	3MHz+5MHz	5MHz+3MHz	5MHz+10MHz
Middle CH	7.54	7.54	13.76
BW	10MHz+5MHz	10MHz+10MHz	N/A
Middle CH	13.85	18.78	-



LTE Band 5B

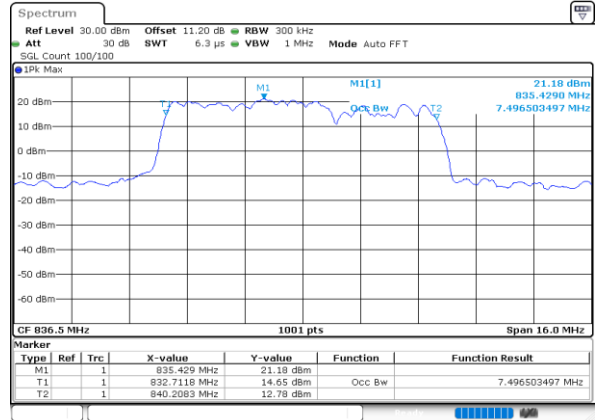
QPSK

Middle Channel / 3MHz+5MHz



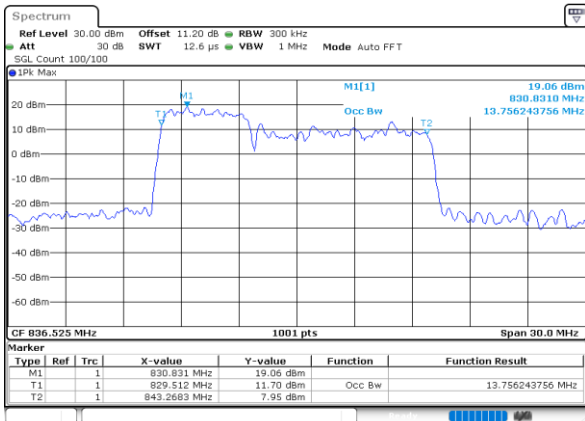
Date: 8.JUL.2022 14:17:03

Middle Channel / 5MHz+3MHz



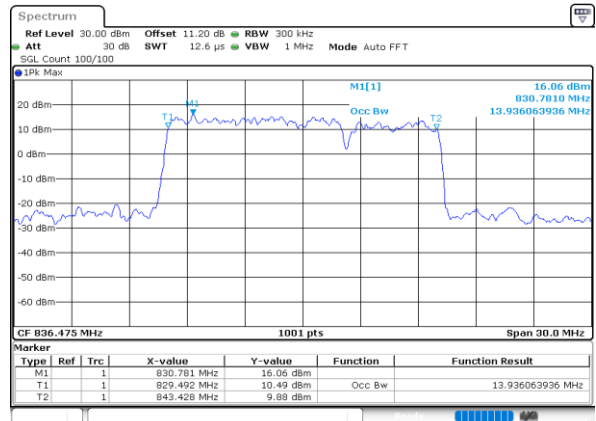
Date: 8.JUL.2022 16:23:07

Middle Channel / 5MHz+10MHz



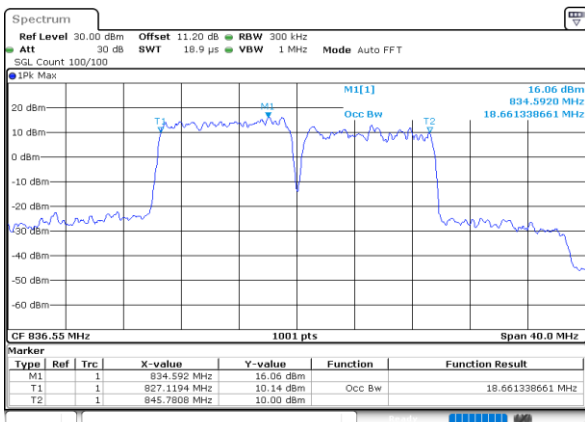
Date: 8.JUL.2022 17:15:41

Middle Channel / 10MHz+5MHz



Date: 8.JUL.2022 19:41:43

Middle Channel / 10MHz+10MHz



Date: 8.JUL.2022 20:04:00

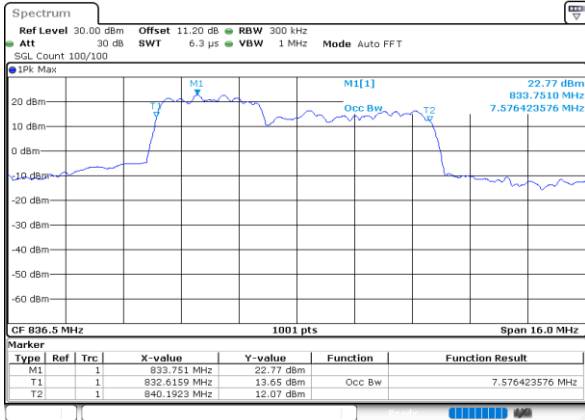
N/A



LTE Band 5B

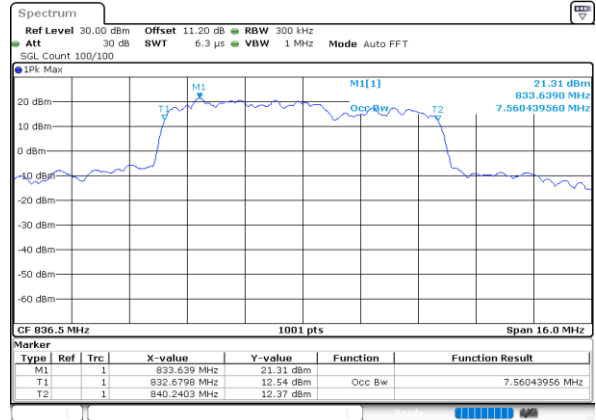
16QAM

Middle Channel / 3MHz+5MHz



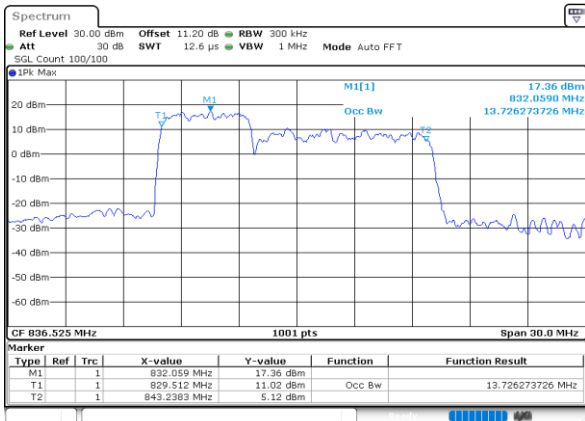
Date: 8.JUL.2022 14:17:41

Middle Channel / 5MHz+3MHz



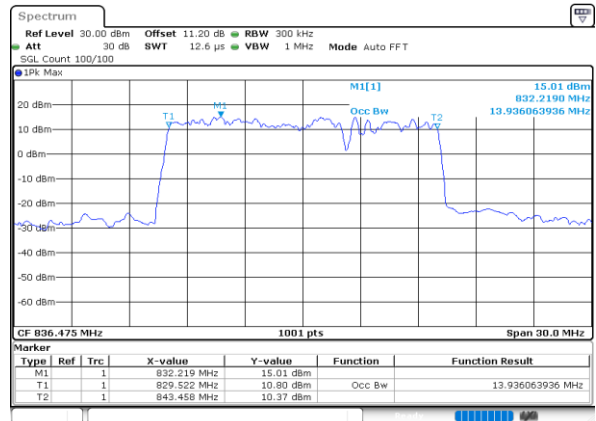
Date: 8.JUL.2022 16:23:46

Middle Channel / 5MHz+10MHz



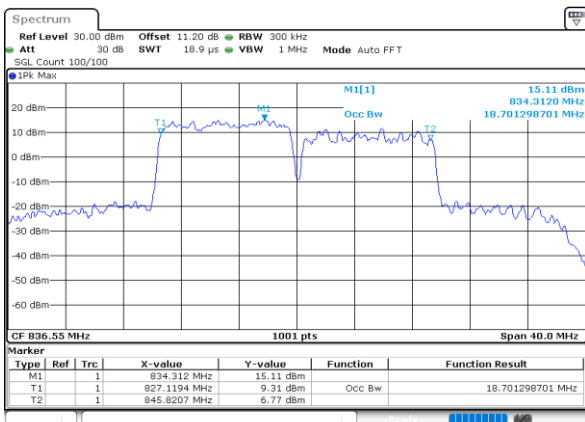
Date: 8.JUL.2022 17:16:20

Middle Channel / 10MHz+5MHz



Date: 8.JUL.2022 19:42:22

Middle Channel / 10MHz+10MHz



Date: 8.JUL.2022 20:04:33

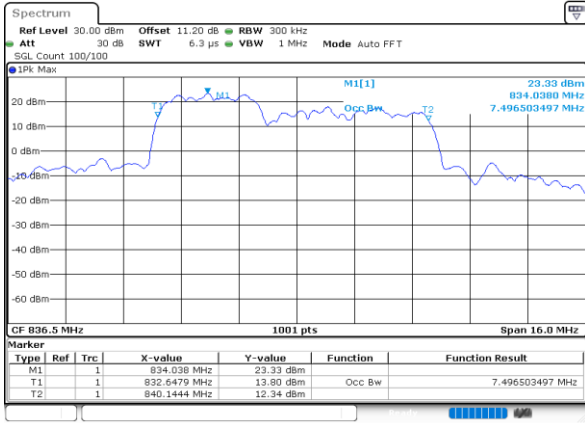
N/A



LTE Band 5B

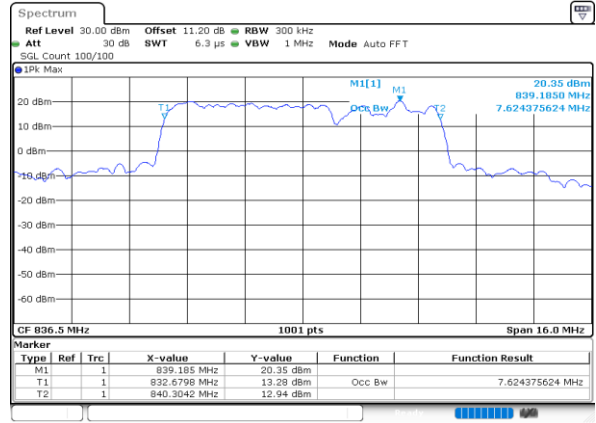
64QAM

Middle Channel / 3MHz+5MHz



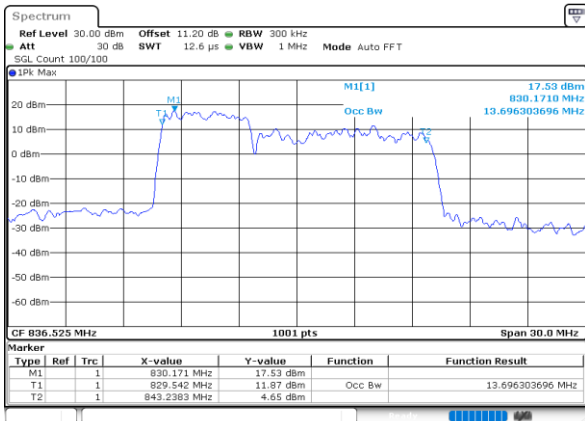
Date: 8 JUL 2022 14:18:19

Middle Channel / 5MHz+3MHz



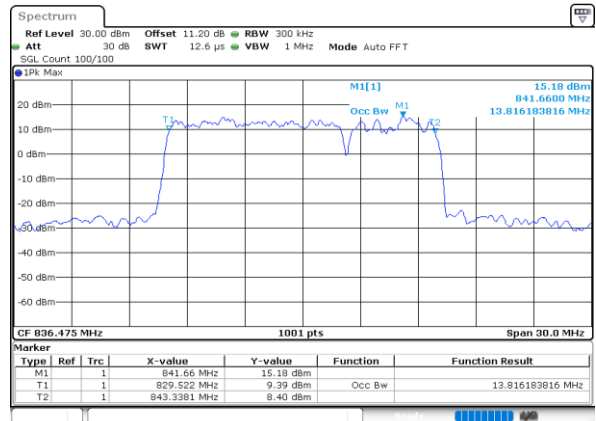
Date: 8 JUL 2022 16:24:24

Middle Channel / 5MHz+10MHz



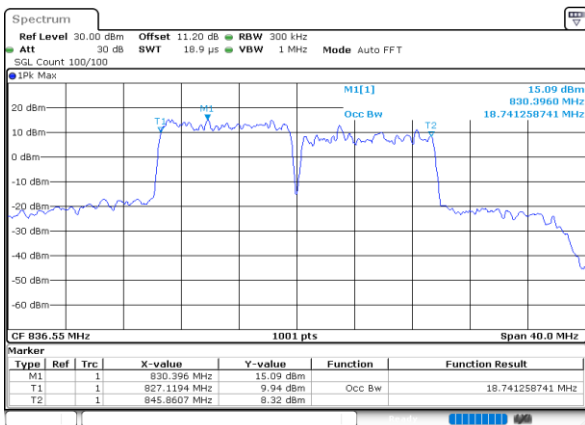
Date: 8 JUL 2022 17:16:58

Middle Channel / 10MHz+5MHz



Date: 8 JUL 2022 19:43:00

Middle Channel / 10MHz+10MHz



Date: 8 JUL 2022 20:05:07

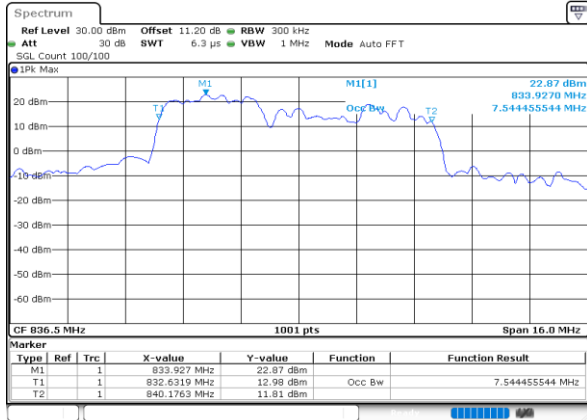
N/A



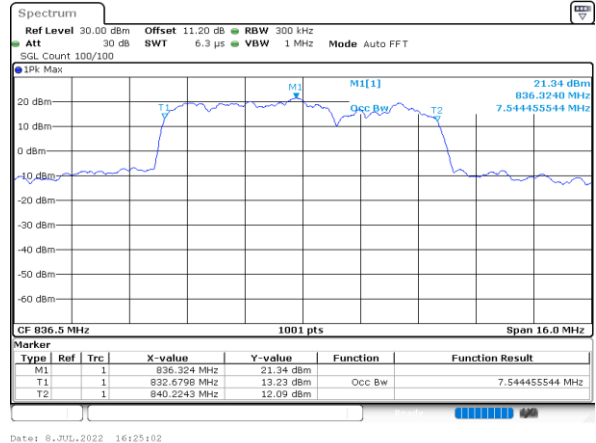
LTE Band 5B

256QAM

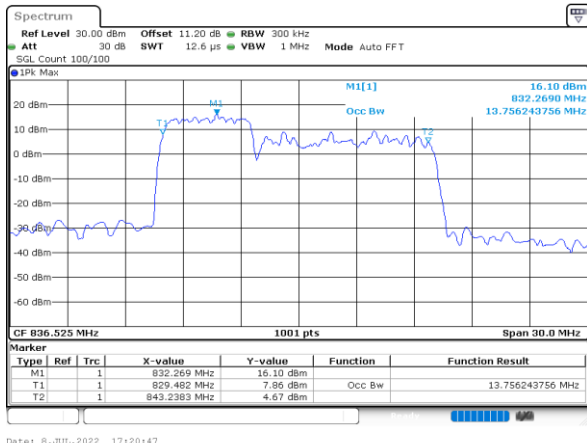
Middle Channel / 3MHz+5MHz



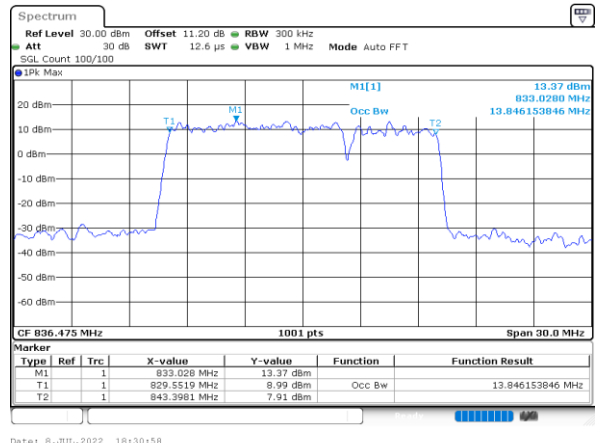
Middle Channel / 5MHz+3MHz



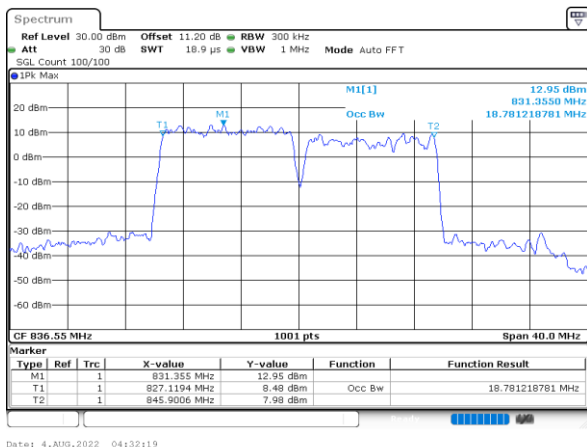
Middle Channel / 5MHz+10MHz



Middle Channel / 10MHz+5MHz



Middle Channel / 10MHz+10MHz



N/A

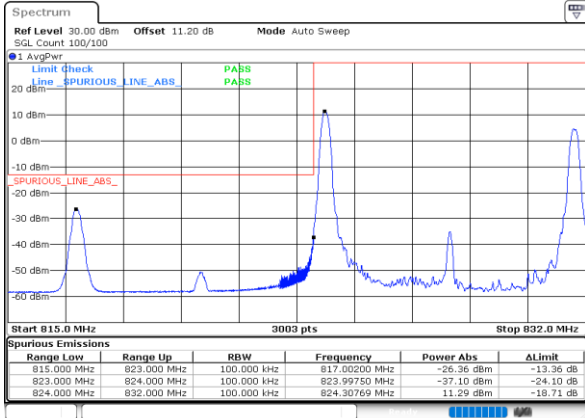


Conducted Band Edge

LTE Band 5B / 3MHz+5MHz

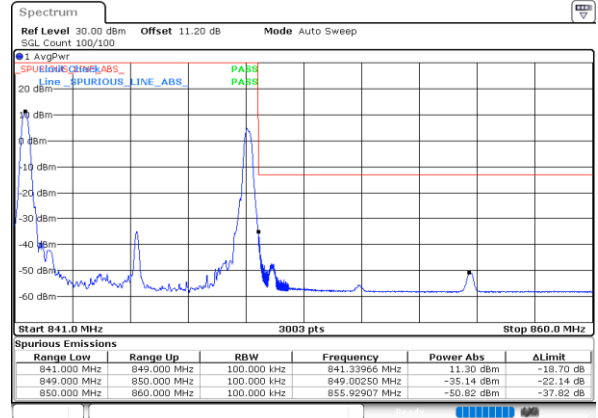
QPSK

Lowest Band Edge / 1RB0 and 1RB24



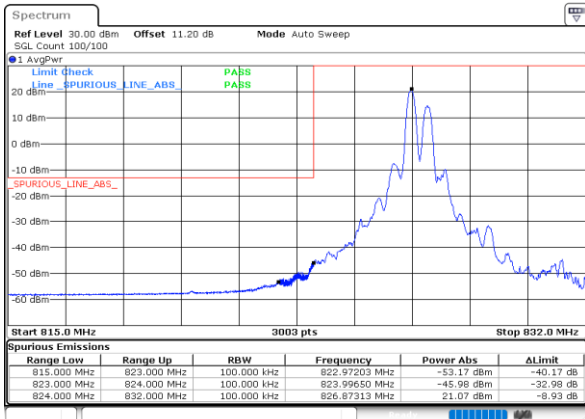
Date: 24 JUN 2022 15:05:24

Highest Band Edge / 1RB0 and 1RB24



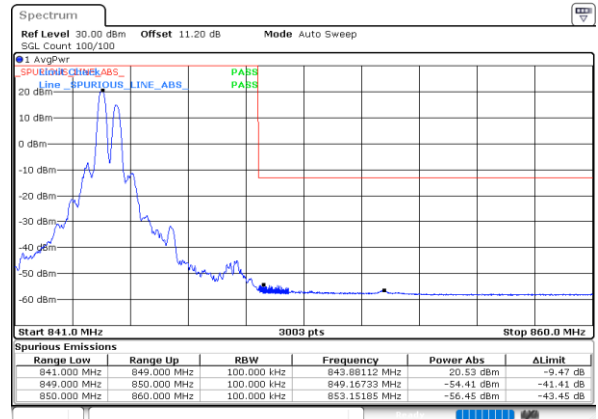
Date: 24 JUN 2022 14:46:54

Lowest Band Edge / 1RB14 and 1RB0



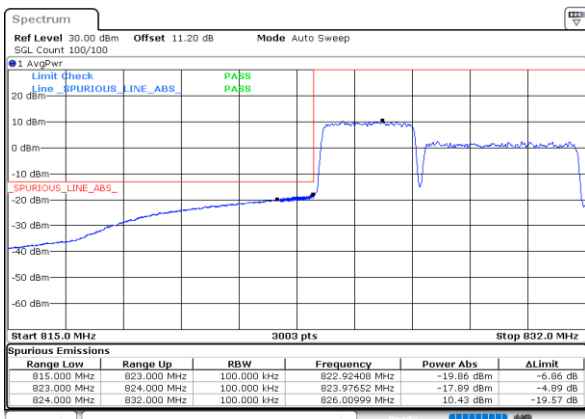
Date: 24 JUN 2022 15:06:45

Highest Band Edge / 1RB14 and 1RB0



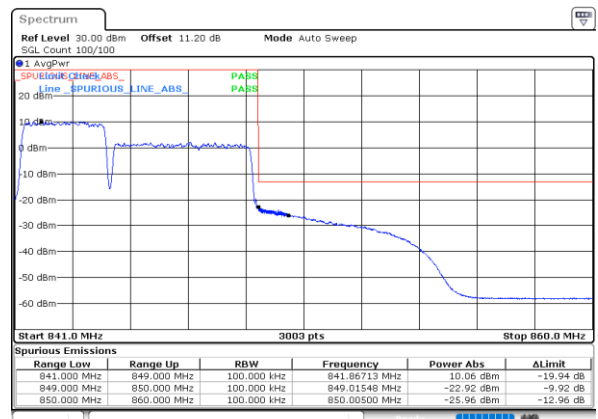
Date: 24 JUN 2022 14:53:28

Lowest Band Edge / Full RB



Date: 24 JUN 2022 14:58:49

Highest Band Edge / Full RB



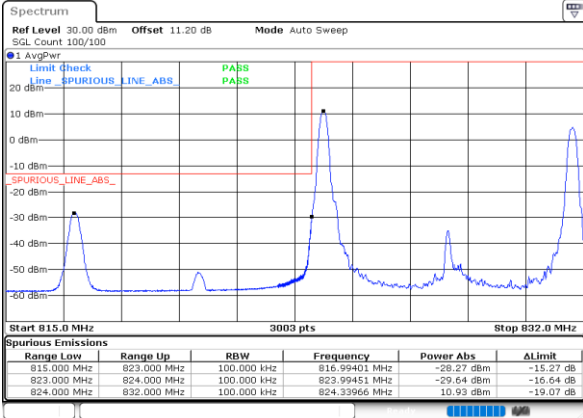
Date: 24 JUN 2022 14:39:48



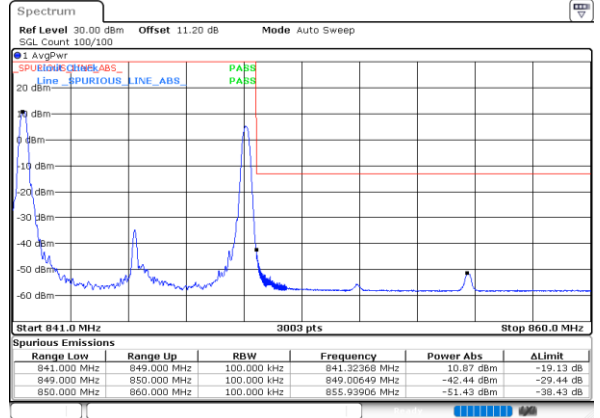
LTE Band 5B / 5MHz+3MHz

QPSK

Lowest Band Edge / 1RB0 and 1RB14



Highest Band Edge / 1RB0 and 1RB14



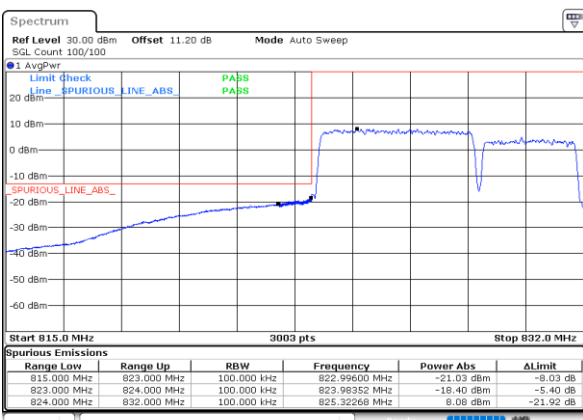
Lowest Band Edge / 1RB24 and 1RB0



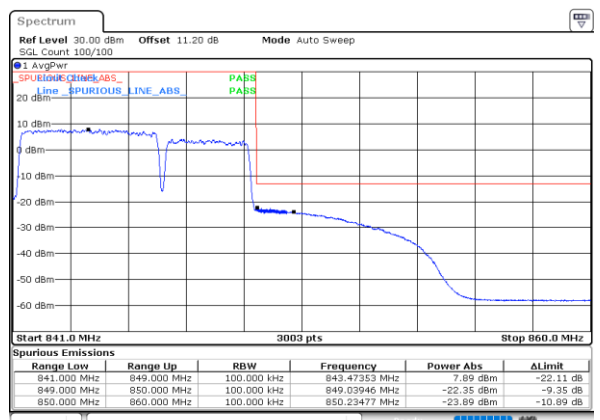
Highest Band Edge / 1RB24 and 1RB0



Lowest Band Edge / Full RB



Highest Band Edge / Full RB



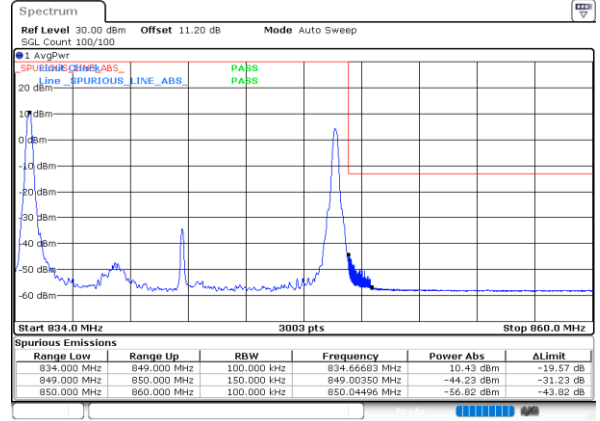
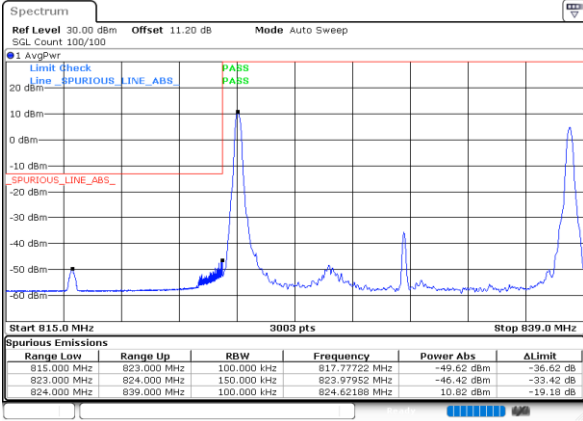


LTE Band 5B / 5MHz+10MHz

QPSK

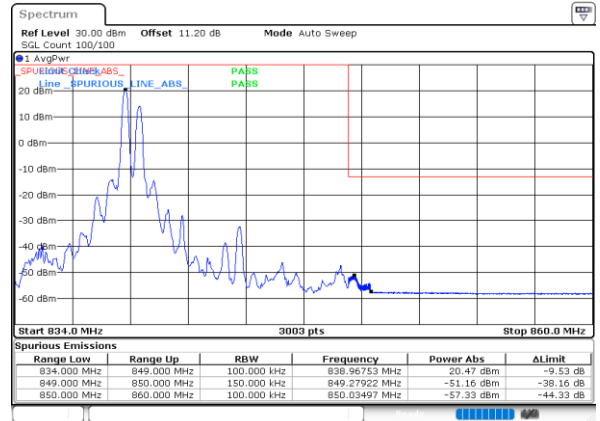
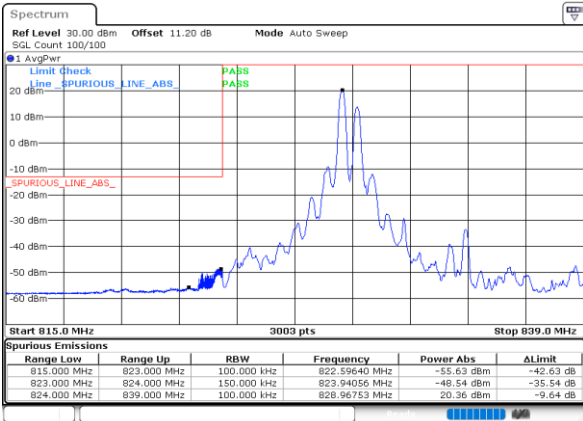
Lowest Band Edge / 1RB0 and 1RB49

Highest Band Edge / 1RB0 and 1RB49



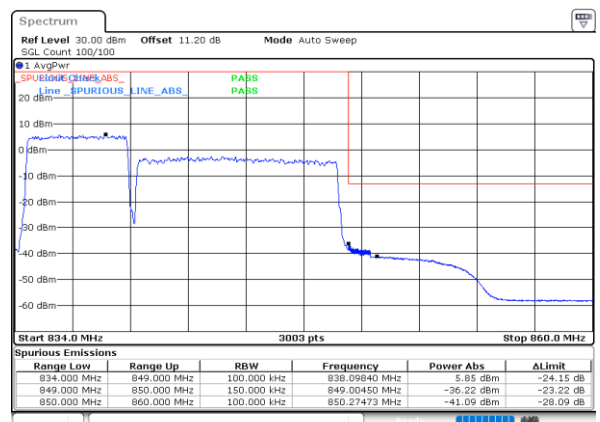
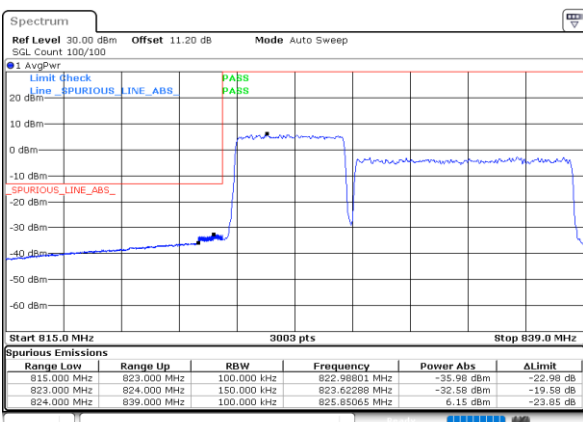
Lowest Band Edge / 1RB24 and 1RB0

Highest Band Edge / 1RB24 and 1RB0



Lowest Band Edge / Full RB

Highest Band Edge / Full RB



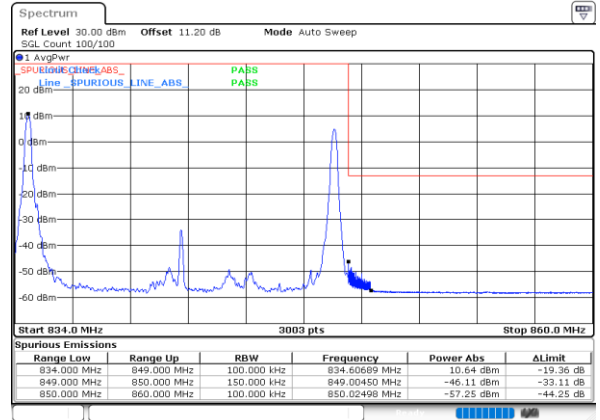
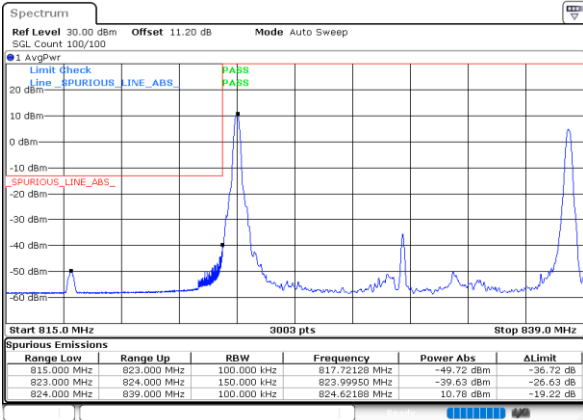


LTE Band 5B / 10MHz+5MHz

QPSK

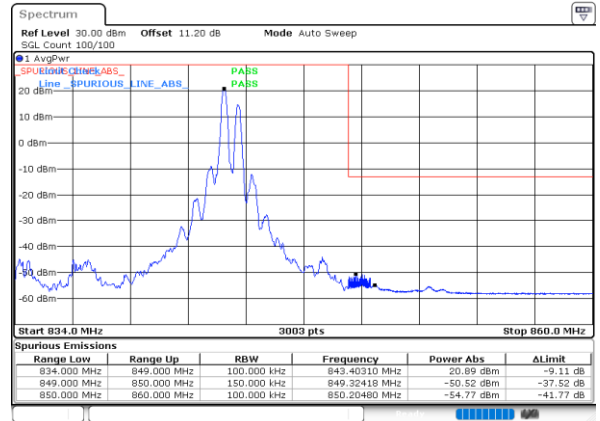
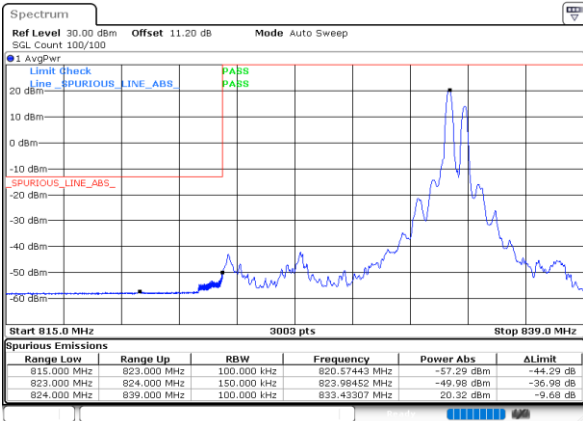
Lowest Band Edge / 1RB0 and 1RB24

Highest Band Edge / 1RB0 and 1RB24



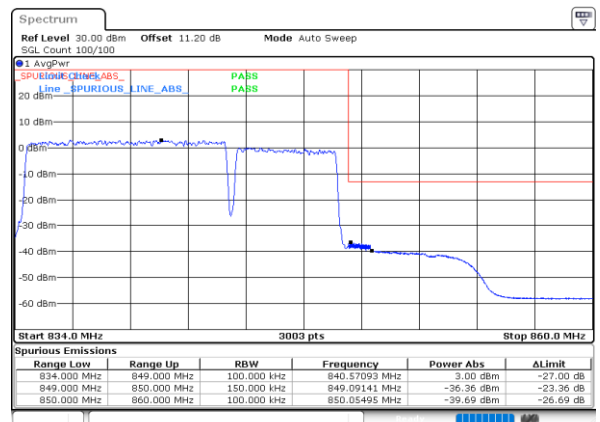
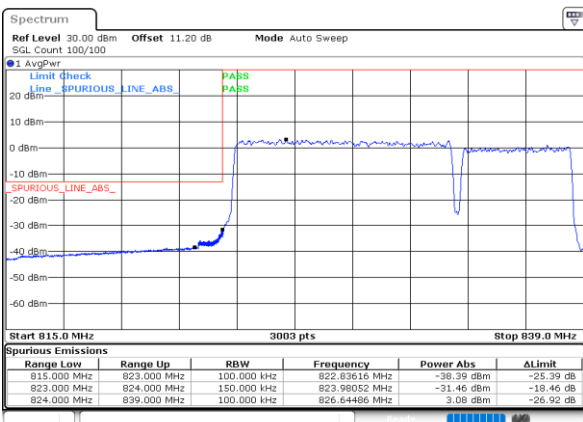
Lowest Band Edge / 1RB49 and 1RB0

Highest Band Edge / 1RB49 and 1RB0



Lowest Band Edge / Full RB

Highest Band Edge / Full RB



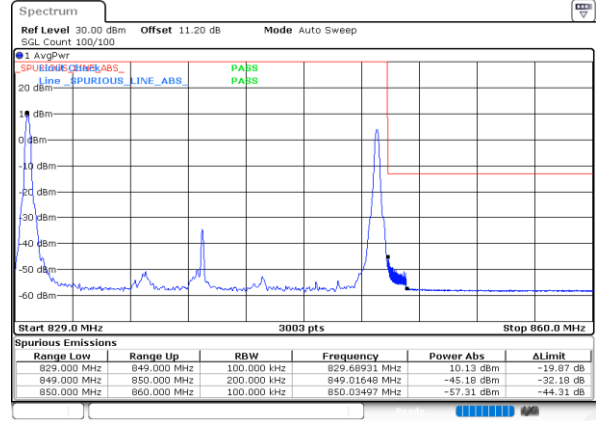
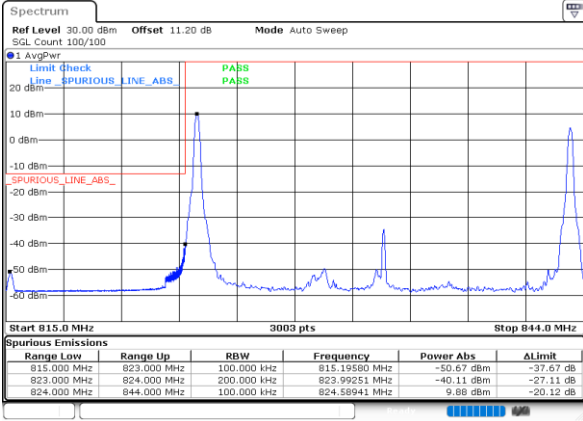


LTE Band 5B / 10MHz+10MHz

QPSK

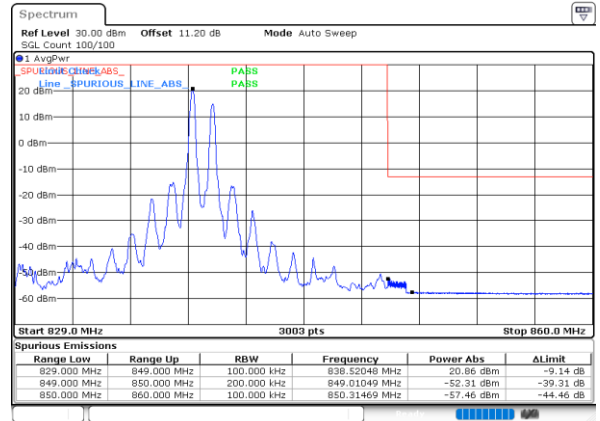
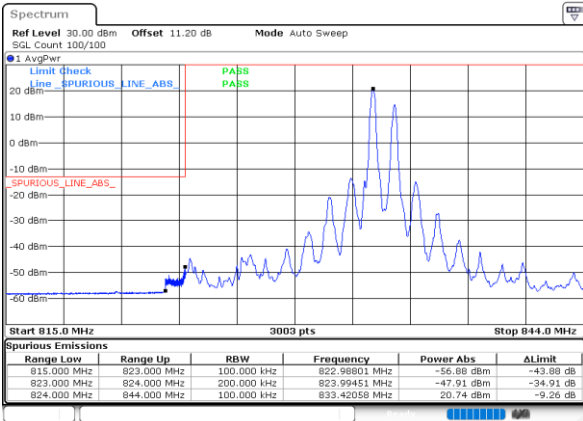
Lowest Band Edge / 1RB0 and 1RB49

Highest Band Edge / 1RB0 and 1RB49



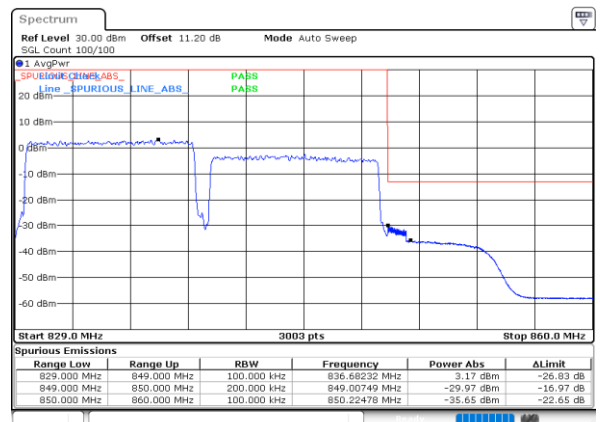
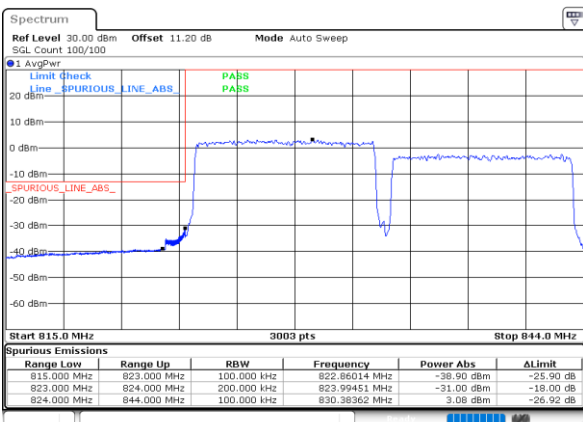
Lowest Band Edge / 1RB49 and 1RB0

Highest Band Edge / 1RB49 and 1RB0



Lowest Band Edge / Full RB

Highest Band Edge / Full RB



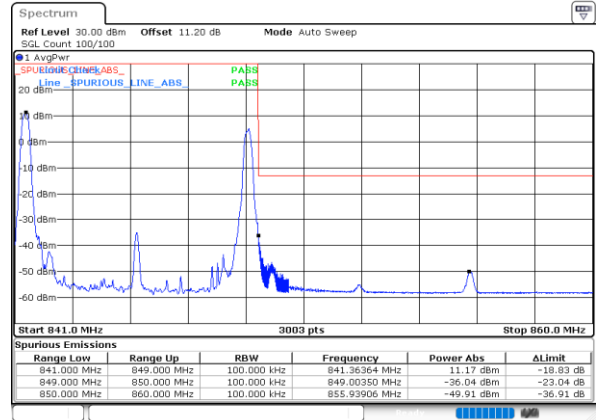
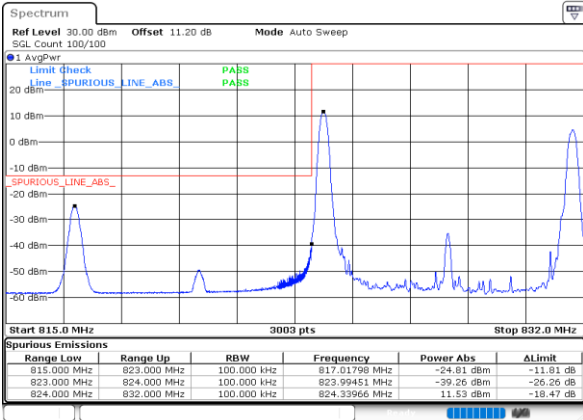


LTE Band 5B / 3MHz+5MHz

16QAM

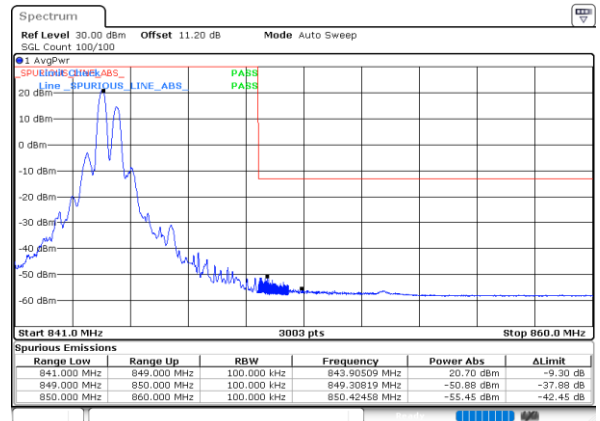
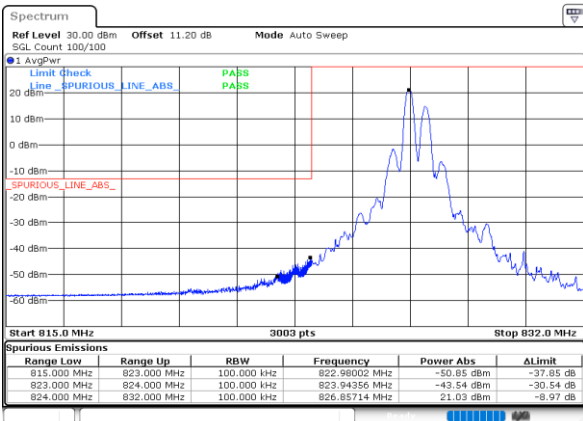
Lowest Band Edge / 1RB0 and 1RB24

Highest Band Edge / 1RB0 and 1RB24



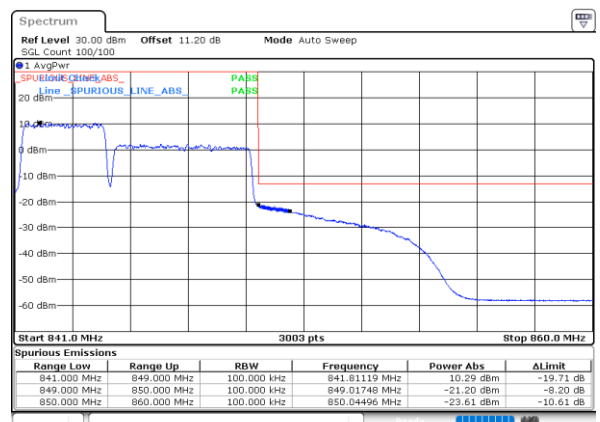
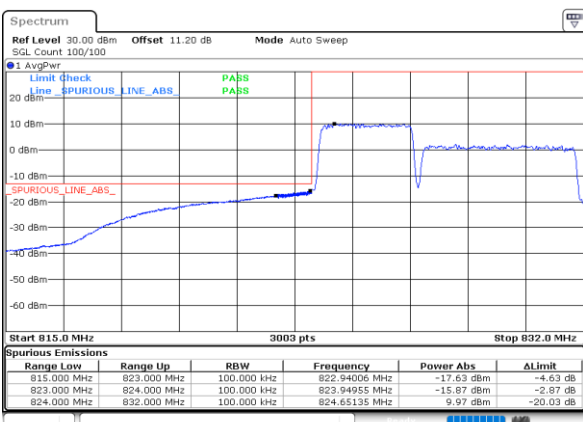
Lowest Band Edge / 1RB14 and 1RB0

Highest Band Edge / 1RB14 and 1RB0



Lowest Band Edge / Full RB

Highest Band Edge / Full RB

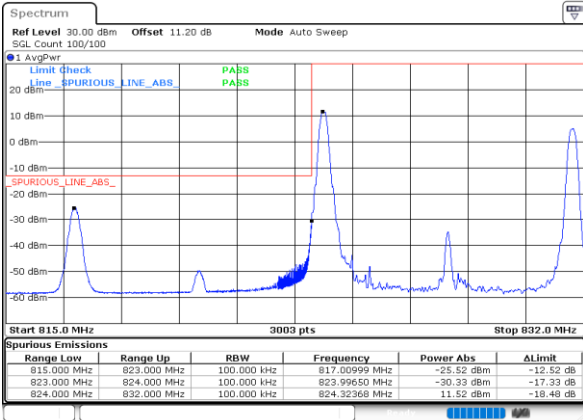




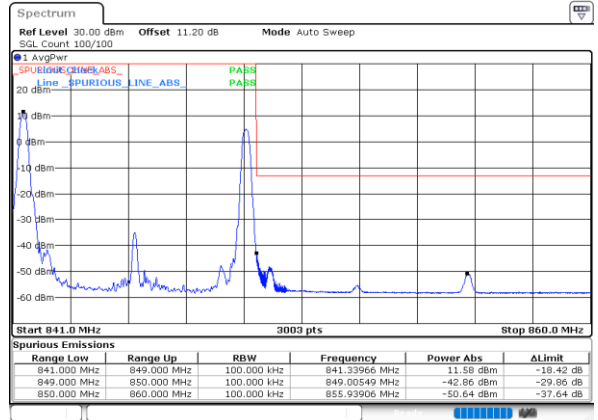
LTE Band 5B / 5MHz+3MHz

16QAM

Lowest Band Edge / 1RB0 and 1RB14



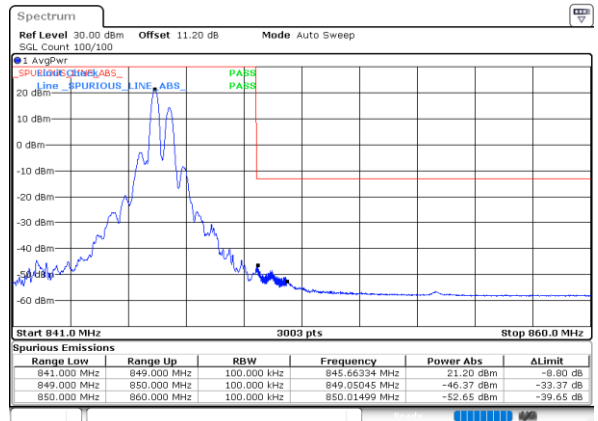
Highest Band Edge / 1RB0 and 1RB14



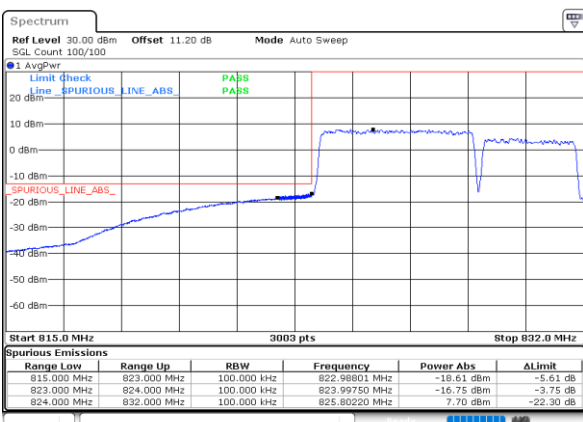
Lowest Band Edge / 1RB24 and 1RB0



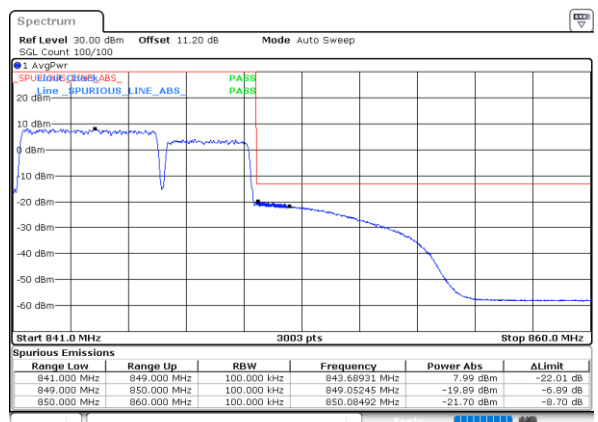
Highest Band Edge / 1RB24 and 1RB0



Lowest Band Edge / Full RB



Highest Band Edge / Full RB



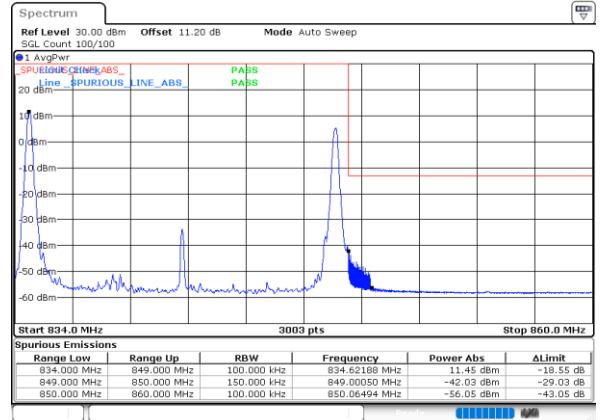
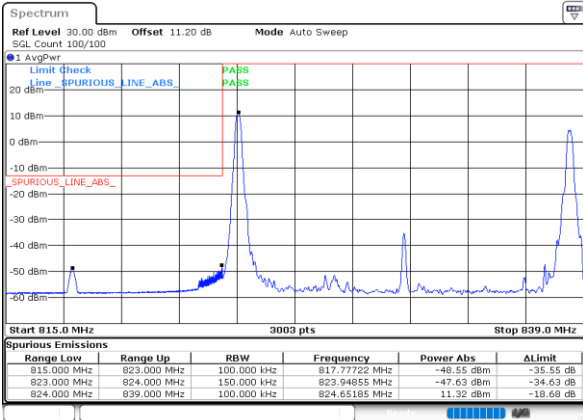


LTE Band 5B / 5MHz+10MHz

16QAM

Lowest Band Edge / 1RB0 and 1RB49

Highest Band Edge / 1RB0 and 1RB49

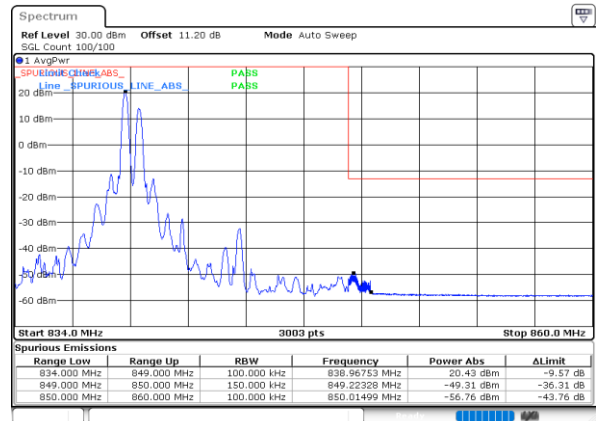
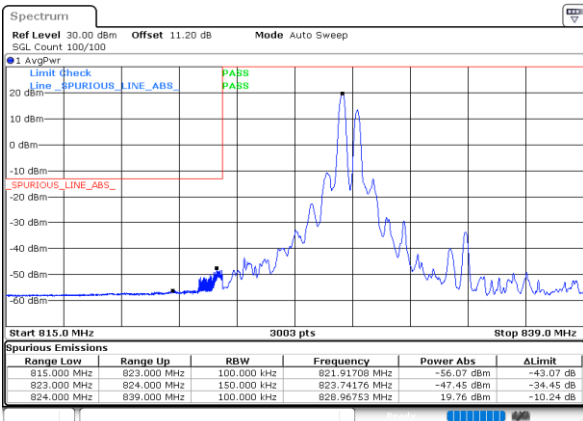


Date: 24 JUN 2022 17:23:11

Date: 24 JUN 2022 16:56:08

Lowest Band Edge / 1RB24 and 1RB0

Highest Band Edge / 1RB24 and 1RB0

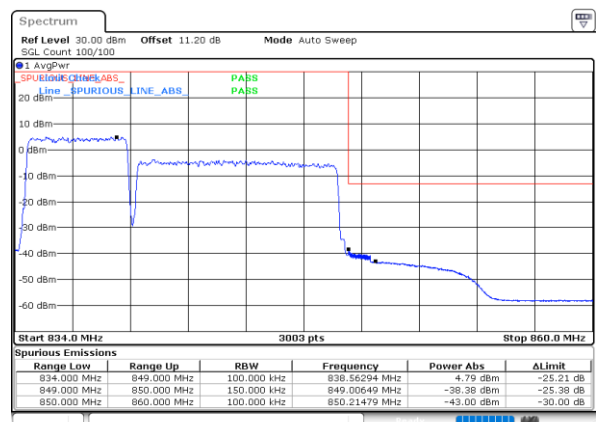
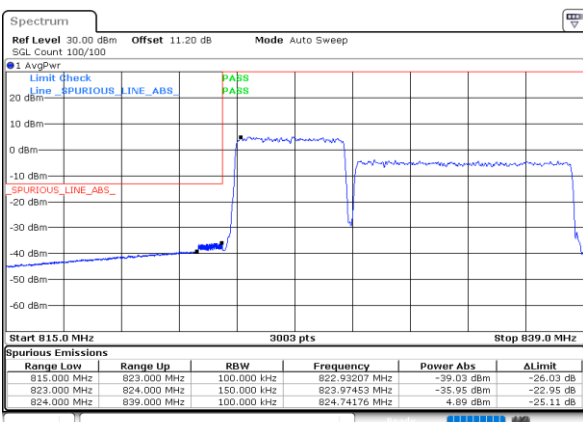


Date: 24 JUN 2022 17:27:08

Date: 24 JUN 2022 17:00:03

Lowest Band Edge / Full RB

Highest Band Edge / Full RB



Date: 24 JUN 2022 17:19:14

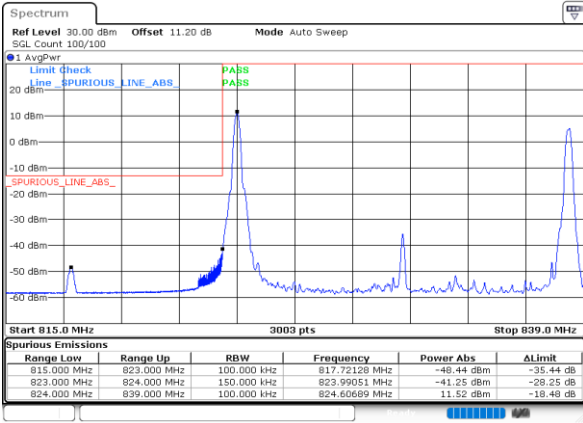
Date: 24 JUN 2022 16:52:13



LTE Band 5B / 10MHz+5MHz

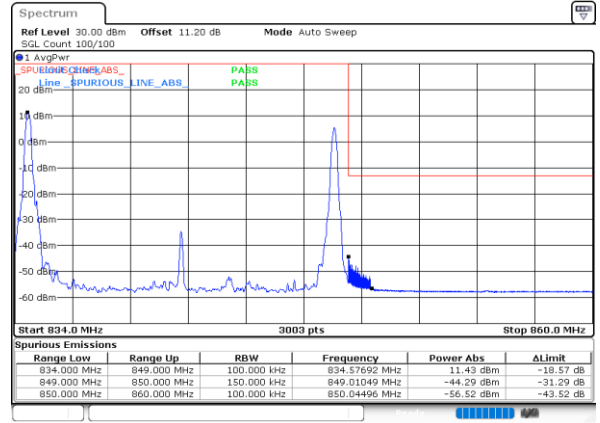
16QAM

Lowest Band Edge / 1RB0 and 1RB24



Date: 24 JUN 2022 18:34:54

Highest Band Edge / 1RB0 and 1RB24



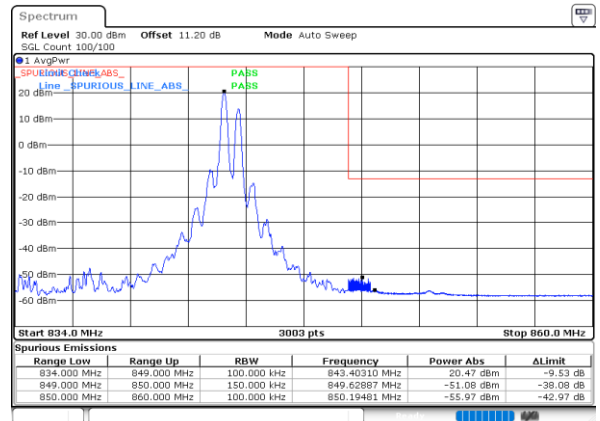
Date: 4 AUG 2022 02:06:48

Lowest Band Edge / 1RB49 and 1RB0



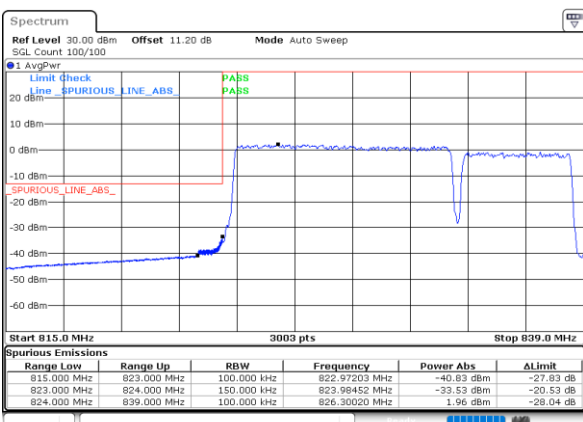
Date: 24 JUN 2022 18:38:49

Highest Band Edge / 1RB49 and 1RB0



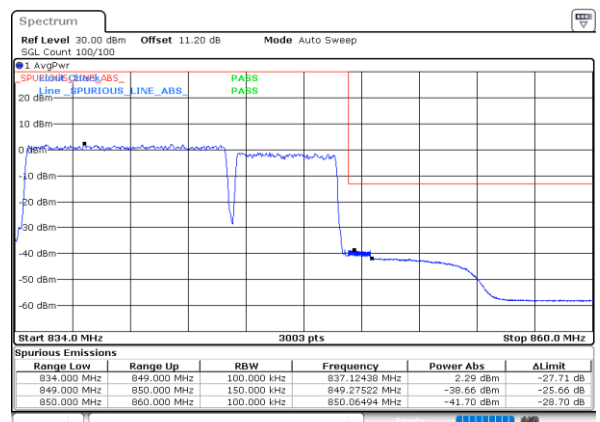
Date: 24 JUN 2022 18:14:22

Lowest Band Edge / Full RB



Date: 24 JUN 2022 18:30:56

Highest Band Edge / Full RB



Date: 24 JUN 2022 18:06:29