



**UNII-5 (5925-6425 MHz)
WIFI 802.11ax HE160 (Harmonic)**

WIFI Ant. 5	Note	Frequency (MHz)	Level (dBm)	Over Limit (dB)	Limit Line (dBm)	Read Level (dBm)	Antenna Gain (dBi)	Path Loss (dB)	MIMO Factor (dB)	Grounding Factor (dB)	P Avg. (P/A)
802.11ax HE160 Full CH 015 6025 MHz		8033.313	-39.38	-18.18	-21.2	-53.2	8.15	2.66	3.01	0	P
		8033.313	-39.93	1.27*	-41.2	-53.75	8.15	2.66	3.01	0	A
		12050	-65.44	-44.24	-21.2	-79.56	8.15	2.96	3.01	0	P
		18075	-61.08	-39.88	-21.2	-76.36	8.15	4.12	3.01	0	P
		39856	-39.35	-18.15	-21.2	-70.27	8.15	19.76	3.01	0	P
		39856	-51.35	-10.15	-41.2	-82.27	8.15	19.76	3.01	0	A
802.11ax HE160 Full CH 047 6185 MHz		8246.646	-44.97	-23.77	-21.2	-58.81	8.15	2.68	3.01	0	P
		8246.646	-45.3	-4.1	-41.2	-59.14	8.15	2.68	3.01	0	A
		12370	-65.45	-44.25	-21.2	-79.54	8.15	2.93	3.01	0	P
		18555	-61.74	-40.54	-21.2	-77.28	8.15	4.38	3.01	0	P
		39920	-39.16	-17.96	-21.2	-70.2	8.15	19.88	3.01	0	P
		39920	-51.16	-9.96	-41.2	-82.2	8.15	19.88	3.01	0	A
802.11ax HE160 Full CH 079 6345 MHz		8459.979	-45.28	-24.08	-21.2	-59.15	8.15	2.71	3.01	0	P
		8459.979	-46.11	-4.91	-41.2	-59.98	8.15	2.71	3.01	0	A
		12690	-62.55	-41.35	-21.2	-76.6	8.15	2.89	3.01	0	P
		19035	-62.21	-41.01	-21.2	-77.97	8.15	4.6	3.01	0	P
		39936	-39.03	-17.83	-21.2	-70.07	8.15	19.88	3.01	0	P
		39936	-51.03	-9.83	-41.2	-82.07	8.15	19.88	3.01	0	A
Remark	<ol style="list-style-type: none"> No other spurious found. All results are PASS against Peak and Average limit line. The unwanted emission of CH15 was verified and passed by radiated measurement, please refer appendix F1 & F2. 										



UNII-6 (6425-6525 MHz)

WIFI 802.11a (Harmonic)

WIFI Ant. 5	Note	Frequency (MHz)	Level (dBm)	Over Limit (dB)	Limit Line (dBm)	Read Level (dBm)	Antenna Gain (dBi)	Path Loss (dB)	MIMO Factor (dB)	Grounding Factor (dB)	P Avg. (P/A)
802.11a CH 097 6435 MHz		8579.979	-56.84	-49.84	-7	-70.67	8.1	2.72	3.01	0	P
		12870	-66.63	-59.63	-7	-80.61	8.1	2.87	3.01	0	P
		19305	-62.36	-41.16	-21.2	-77.92	8.1	4.45	3.01	0	P
		25740	-54.49	-47.49	-7	-74.59	8.1	8.99	3.01	0	P
802.11a CH 105 6475 MHz		8633.312	-59.92	-52.92	-7	-73.75	8.1	2.72	3.01	0	P
		12950	-65.67	-58.67	-7	-79.64	8.1	2.86	3.01	0	P
		19425	-63.43	-42.23	-21.2	-78.91	8.1	4.37	3.01	0	P
		25900	-54.26	-47.26	-7	-74.66	8.1	9.29	3.01	0	P
802.11a CH 113 6515 MHz		8686.645	-65.34	-58.34	-7	-79.18	8.1	2.73	3.01	0	P
		13030	-67.82	-60.82	-7	-81.8	8.1	2.87	3.01	0	P
		19545	-63.15	-41.95	-21.2	-78.57	8.1	4.31	3.01	0	P
		26060	-52.65	-45.65	-7	-73.24	8.1	9.48	3.01	0	P
Remark	1. No other spurious found. 2. All results are PASS against Peak and Average limit line.										



UNII-6 (6425-6525 MHz)
WIFI 802.11ax HE20 (Harmonic)

Table with 12 columns: WIFI Ant. 5, Note, Frequency (MHz), Level (dBm), Over Limit (dB), Limit Line (dBm), Read Level (dBm), Antenna Gain (dBi), Path Loss (dB), MIMO Factor (dB), Grounding Factor (dB), P Avg. (P/A). Rows include data for Full CH 097 6435 MHz and Partial 26/0 CH 097 6435 MHz, plus a Remark section.



UNII-6 (6425-6525 MHz)
WIFI 802.11ax HE40 (Harmonic)

WIFI Ant. 5	Note	Frequency (MHz)	Level (dBm)	Over Limit (dB)	Limit Line (dBm)	Read Level (dBm)	Antenna Gain (dBi)	Path Loss (dB)	MIMO Factor (dB)	Grounding Factor (dB)	P Avg. (P/A)
802.11ax HE40 Full CH 099 6445 MHz		8593.312	-55.11	-48.11	-7	-68.94	8.1	2.72	3.01	0	P
		12890	-67.16	-60.16	-7	-81.14	8.1	2.87	3.01	0	P
		19335	-61.33	-40.13	-21.2	-76.87	8.1	4.43	3.01	0	P
		25780	-54.58	-47.58	-7	-74.8	8.1	9.11	3.01	0	P
Remark	1. No other spurious found. 2. All results are PASS against Peak and Average limit line.										



UNII-6 (6425-6525 MHz)
WIFI 802.11ax HE80 (Harmonic)

Table with 12 columns: WIFI Ant. 5, Note, Frequency (MHz), Level (dBm), Over Limit (dB), Limit Line (dBm), Read Level (dBm), Antenna Gain (dBi), Path Loss (dB), MIMO Factor (dB), Grounding Factor (dB), P Avg. (P/A). Rows include test results for frequencies 8619.978, 12930, 19395, 39848 and a Remark section.



UNII-6 (6425-6525 MHz)
WIFI 802.11ax HE160 (Harmonic)

Table with 12 columns: WIFI Ant. 5, Note, Frequency (MHz), Level (dBm), Over Limit (dB), Limit Line (dBm), Read Level (dBm), Antenna Gain (dBi), Path Loss (dB), MIMO Factor (dB), Grounding Factor (dB), P Avg. (P/A). Rows include test results for frequencies 8673.1, 13010, 19515, 26020, 39864 and a Remark section.



UNII-7 (6525-6875 MHz)

WIFI 802.11a (Harmonic)

WIFI Ant. 5	Note	Frequency (MHz)	Level (dBm)	Over Limit (dB)	Limit Line (dBm)	Read Level (dBm)	Antenna Gain (dBi)	Path Loss (dB)	MIMO Factor (dB)	Grounding Factor (dB)	P Avg. (P/A)
802.11a CH 117 6535 MHz		8713.312	-64.35	-57.35	-7	-78.26	8.17	2.73	3.01	0	P
		13070	-66.57	-59.57	-7	-80.63	8.17	2.88	3.01	0	P
		19605	-62.45	-41.25	-21.2	-77.9	8.17	4.27	3.01	0	P
		26140	-54.85	-47.85	-7	-75.52	8.17	9.49	3.01	0	P
802.11a CH 149 6695 MHz		8926.644	-62.16	-55.16	-7	-76.09	8.17	2.75	3.01	0	P
		13390	-67.24	-46.04	-21.2	-81.37	8.17	2.95	3.01	0	P
		20085	-61.65	-40.45	-21.2	-77.07	8.17	4.24	3.01	0	P
		26780	-56.56	-49.56	-7	-77.31	8.17	9.57	3.01	0	P
802.11a CH 181 6855 MHz		8226	-43.94	-22.74	-21.2	-57.8	8.17	2.68	3.01	0	P
		8226	-44.9	-3.7	-41.2	-58.76	8.17	2.68	3.01	0	A
		13710	-63.91	-56.91	-7	-78.11	8.17	3.02	3.01	0	P
		20560	-63.26	-42.06	-21.2	-79.61	8.17	5.17	3.01	0	P
		27420	-53.24	-46.24	-7	-74.14	8.17	9.72	3.01	0	P
Remark	1. No other spurious found. 2. All results are PASS against Peak and Average limit line.										



UNII-7 (6525-6875 MHz) – Straddle Channel
WIFI 802.11a (Harmonic)

WIFI Ant. 5	Note	Frequency (MHz)	Level (dBm)	Over Limit (dB)	Limit Line (dBm)	Read Level (dBm)	Antenna Gain (dBi)	Path Loss (dB)	MIMO Factor (dB)	Grounding Factor (dB)	P Avg. (P/A)
802.11a CH 185 6875 MHz		9166.644	-62.93	-41.73	-21.2	-76.81	8.17	2.7	3.01	0	P
		13750	-64.54	-57.54	-7	-78.75	8.17	3.03	3.01	0	P
		20625	-62.06	-40.86	-21.2	-78.54	8.17	5.3	3.01	0	P
		27500	-55.84	-48.84	-7	-76.77	8.17	9.75	3.01	0	P
Remark	1. No other spurious found. 2. All results are PASS against Peak and Average limit line.										



UNII-7 (6525-6875 MHz)
WIFI 802.11ax HE20 (Harmonic)

Table with 12 columns: WIFI Ant. 5, Note, Frequency (MHz), Level (dBm), Over Limit (dB), Limit Line (dBm), Read Level (dBm), Antenna Gain (dBi), Path Loss (dB), MIMO Factor (dB), Grounding Factor (dB), P Avg. (P/A). Rows include data for Full CH 117 6535 MHz and Partial 26/0 CH 117 6535 MHz, and a Remark section.



UNII-7 (6525-6875 MHz)
WIFI 802.11ax HE40 (Harmonic)

Table with 12 columns: WIFI Ant. 5, Note, Frequency (MHz), Level (dBm), Over Limit (dB), Limit Line (dBm), Read Level (dBm), Antenna Gain (dBi), Path Loss (dB), MIMO Factor (dB), Grounding Factor (dB), P Avg. (P/A). Rows include test results for frequencies 13130, 19695, 26260, 39968 and a Remark section.



UNII-7 (6525-6875 MHz)
WIFI 802.11ax HE80 (Harmonic)

Table with 12 columns: WIFI Ant. 5, Note, Frequency (MHz), Level (dBm), Over Limit (dB), Limit Line (dBm), Read Level (dBm), Antenna Gain (dBi), Path Loss (dB), MIMO Factor (dB), Grounding Factor (dB), P Avg. (P/A). Rows include test results for frequencies 7950, 13250, 19875, 39888 and a Remark section.



UNII-7 (6525-6875 MHz)
WIFI 802.11ax HE160 (Harmonic)

Table with 12 columns: WIFI Ant. 5, Note, Frequency (MHz), Level (dBm), Over Limit (dB), Limit Line (dBm), Read Level (dBm), Antenna Gain (dBi), Path Loss (dB), MIMO Factor (dB), Grounding Factor (dB), P Avg. (P/A). Rows include test results for 802.11ax HE160 Full CH 143 at 6665 MHz and a Remark section.



UNII-7 (6525-6875 MHz) – Straddle Channel
WIFI 802.11ax HE160 (Harmonic)

WIFI Ant. 5	Note	Frequency (MHz)	Level (dBm)	Over Limit (dB)	Limit Line (dBm)	Read Level (dBm)	Antenna Gain (dBi)	Path Loss (dB)	MIMO Factor (dB)	Grounding Factor (dB)	P Avg. (P/A)
802.11ax HE160 Full CH 175 6825 MHz		9099.7	-60.43	-39.23	-21.2	-74.34	8.17	2.73	3.01	0	P
		13650	-65.2	-58.2	-7	-79.39	8.17	3.01	3.01	0	P
		20475	-61.83	-40.63	-21.2	-77.98	8.17	4.97	3.01	0	P
		27300	-52.23	-45.23	-7	-73.1	8.17	9.69	3.01	0	P
		39344	-39.45	-18.25	-21.2	-69.45	8.17	18.82	3.01	0	P
		39344	-51.8	-10.6	-41.2	-81.8	8.17	18.82	3.01	0	A
Remark	1. No other spurious found. 2. All results are PASS against Peak and Average limit line.										



UNII-8 (6875-7125 MHz)
WIFI 802.11a (Band Edge)

Table with 12 columns: WIFI Ant. 5, Note, Frequency (MHz), Level (dBm), Over Limit (dB), Limit Line (dBm), Read Level (dBm), Antenna Gain (dBi), Path Loss (dB), MIMO Factor (dB), Grounding Factor (dB), P Avg. (P/A). Rows include data for 802.11a CH 229 (7095 MHz) and 802.11a CH 233 (7115 MHz), plus a Remark section.



UNII-8 (6875-7125 MHz)

WIFI 802.11a (Harmonic)

WIFI Ant. 5	Note	Frequency (MHz)	Level (dBm)	Over Limit (dB)	Limit Line (dBm)	Read Level (dBm)	Antenna Gain (dBi)	Path Loss (dB)	MIMO Factor (dB)	Grounding Factor (dB)	P Avg. (P/A)
802.11a CH 209 6995 MHz		9326.643	-60.48	-39.28	-21.2	-74.28	8.13	2.66	3.01	0	P
		13990	-65.88	-58.88	-7	-80.11	8.13	3.09	3.01	0	P
		20985	-61.44	-40.24	-21.2	-78.54	8.13	5.96	3.01	0	P
		27980	-57.9	-50.9	-7	-78.93	8.13	9.89	3.01	0	P
802.11a CH 229 7095 MHz		9459.976	-64	-42.8	-21.2	-77.75	8.13	2.61	3.01	0	P
		14190	-64.61	-57.61	-7	-78.85	8.13	3.1	3.01	0	P
		21285	-60.94	-39.74	-21.2	-78.16	8.13	6.08	3.01	0	P
		28380	-54.02	-47.02	-7	-75.17	8.13	10.01	3.01	0	P
Remark	1. No other spurious found. 2. All results are PASS against Peak and Average limit line.										



**UNII-8 (6875-7125 MHz)
WIFI 802.11ax HE20 (Band Edge)**

WIFI Ant. 5	Note	Frequency (MHz)	Level (dBm)	Over Limit (dB)	Limit Line (dBm)	Read Level (dBm)	Antenna Gain (dBi)	Path Loss (dB)	MIMO Factor (dB)	Grounding Factor (dB)	P Avg. (P/A)
802.11ax HE20 Full CH 229 7095 MHz	*	7095	5.86	-	-	-6.77	8.13	1.49	3.01	0	P
	*	7095	-5.69	-	-	-18.32	8.13	1.49	3.01	0	A
		7139.56	-43.44	-36.44	-7	-56.07	8.13	1.49	3.01	0	P
		7125	-56.45	-29.45	-27	-69.08	8.13	1.49	3.01	0	A
802.11ax HE20 Partial 242/61 CH 229 7095 MHz	*	7095	8.19	-	-	-4.44	8.13	1.49	3.01	0	P
	*	7095	-4.2	-	-	-16.83	8.13	1.49	3.01	0	A
		7172.04	-42.98	-35.98	-7	-55.62	8.13	1.5	3.01	0	P
		7125	-56.35	-29.35	-27	-68.98	8.13	1.49	3.01	0	A
802.11ax HE20 Partial 106/54 CH 229 7095 MHz	*	7095	8.27	-	-	-4.36	8.13	1.49	3.01	0	P
	*	7095	-3.55	-	-	-16.18	8.13	1.49	3.01	0	A
		7171.88	-43.37	-36.37	-7	-56.01	8.13	1.5	3.01	0	P
		7125.48	-56.74	-29.74	-27	-69.37	8.13	1.49	3.01	0	A
802.11ax HE20 Partial 52/40 CH 229 7095 MHz	*	7095	8.71	-	-	-3.92	8.13	1.49	3.01	0	P
	*	7095	-2.87	-	-	-15.5	8.13	1.49	3.01	0	A
		7188.84	-42.81	-35.81	-7	-55.45	8.13	1.5	3.01	0	P
		7125.16	-57.23	-30.23	-27	-69.86	8.13	1.49	3.01	0	A
802.11ax HE20 Partial 26/8 CH 229 7095 MHz	*	7095	10.29	-	-	-2.34	8.13	1.49	3.01	0	P
	*	7095	-1.92	-	-	-14.55	8.13	1.49	3.01	0	A
		7150.6	-43.87	-36.87	-7	-56.5	8.13	1.49	3.01	0	P
		7125.48	-56.76	-29.76	-27	-69.39	8.13	1.49	3.01	0	A
Remark	1. No other spurious found. 2. All results are PASS against Peak and Average limit line.										



WIFI Ant. 5	Note	Frequency (MHz)	Level (dBm)	Over Limit (dB)	Limit Line (dBm)	Read Level (dBm)	Antenna Gain (dBi)	Path Loss (dB)	MIMO Factor (dB)	Grounding Factor (dB)	P Avg. (P/A)
802.11ax HE20 Full CH 233 7115 MHz	*	7115	5.78	-	-	-6.85	8.13	1.49	3.01	0	P
	*	7115	-6.09	-	-	-18.72	8.13	1.49	3.01	0	A
		7125.16	-9.23	-2.23	-7	-21.86	8.13	1.49	3.01	0	P
		7125	-30.48	-3.48	-27	-43.11	8.13	1.49	3.01	0	A
802.11ax HE20 Partial 242/61 CH 233 7115 MHz	*	7115	4.08	-	-	-8.55	8.13	1.49	3.01	0	P
	*	7115	-7.95	-	-	-20.58	8.13	1.49	3.01	0	A
		7125	-11.85	-4.85	-7	-24.48	8.13	1.49	3.01	0	P
		7125	-32.63	-5.63	-27	-45.26	8.13	1.49	3.01	0	A
802.11ax HE20 Partial 106/54 CH 233 7115 MHz	*	7115	2.79	-	-	-9.84	8.13	1.49	3.01	0	P
	*	7115	-8.12	-	-	-20.75	8.13	1.49	3.01	0	A
		7125	-9.9	-2.9	-7	-22.53	8.13	1.49	3.01	0	P
		7125	-32.69	-5.69	-27	-45.32	8.13	1.49	3.01	0	A
802.11ax HE20 Partial 52/40 CH 233 7115 MHz	*	7115	5.54	-	-	-7.09	8.13	1.49	3.01	0	P
	*	7115	-6.05	-	-	-18.68	8.13	1.49	3.01	0	A
		7125	-9.78	-2.78	-7	-22.41	8.13	1.49	3.01	0	P
		7125	-31.34	-4.34	-27	-43.97	8.13	1.49	3.01	0	A
802.11ax HE20 Partial 26/8 CH 233 7115 MHz	*	7115	4.51	-	-	-8.12	8.13	1.49	3.01	0	P
	*	7115	-5.92	-	-	-18.55	8.13	1.49	3.01	0	A
		7125.16	-8.78	-1.78	-7	-21.41	8.13	1.49	3.01	0	P
		7125	-31.6	-4.6	-27	-44.23	8.13	1.49	3.01	0	A
Remark	1. No other spurious found. 2. All results are PASS against Peak and Average limit line.										



UNII-8 (6875-7125 MHz)
WIFI 802.11ax HE20 (Harmonic)

Table with 12 columns: WIFI Ant. 5, Note, Frequency (MHz), Level (dBm), Over Limit (dB), Limit Line (dBm), Read Level (dBm), Antenna Gain (dBi), Path Loss (dB), MIMO Factor (dB), Grounding Factor (dB), P Avg. (P/A). Rows include test results for 802.11ax HE20 Full CH 229 and Partial 26/8 CH 229 at 7095 MHz, and a Remark section.



UNII-8 (6875-7125 MHz)
WIFI 802.11ax HE40 (Band Edge)

Table with 12 columns: WIFI Ant. 5, Note, Frequency (MHz), Level (dBm), Over Limit (dB), Limit Line (dBm), Read Level (dBm), Antenna Gain (dBi), Path Loss (dB), MIMO Factor (dB), Grounding Factor (dB), P Avg. (P/A). Rows include test results for 802.11ax HE40 Full and Partial channels, and a Remark section.



UNII-8 (6875-7125 MHz)
WIFI 802.11ax HE40 (Harmonic)

WIFI Ant. 5	Note	Frequency (MHz)	Level (dBm)	Over Limit (dB)	Limit Line (dBm)	Read Level (dBm)	Antenna Gain (dBi)	Path Loss (dB)	MIMO Factor (dB)	Grounding Factor (dB)	P Avg. (P/A)
802.11ax HE40 Full CH 227 7085 MHz		8502	-45.58	-38.58	-7	-59.43	8.13	2.71	3.01	0	P
		14170	-64.47	-57.47	-7	-78.71	8.13	3.1	3.01	0	P
		21255	-60.3	-39.1	-21.2	-77.51	8.13	6.07	3.01	0	P
		39952	-38.73	-17.53	-21.2	-69.81	8.13	19.94	3.01	0	P
		39952	-50.73	-9.53	-41.2	-81.81	8.13	19.94	3.01	0	A
Remark	1. No other spurious found. 2. All results are PASS against Peak and Average limit line.										



UNII-8 (6875-7125 MHz)
WIFI 802.11ax HE80 (Band Edge)

Table with 12 columns: WIFI Ant. 5, Note, Frequency (MHz), Level (dBm), Over Limit (dB), Limit Line (dBm), Read Level (dBm), Antenna Gain (dBi), Path Loss (dB), MIMO Factor (dB), Grounding Factor (dB), P Avg. (P/A). Rows include test results for 802.11ax HE80 Full CH 215 7025 MHz and 802.11ax HE80 996/67 CH 215 7025 MHz, plus a Remark section.



UNII-8 (6875-7125 MHz)
WIFI 802.11ax HE80 (Harmonic)

WIFI Ant. 5	Note	Frequency (MHz)	Level (dBm)	Over Limit (dB)	Limit Line (dBm)	Read Level (dBm)	Antenna Gain (dBi)	Path Loss (dB)	MIMO Factor (dB)	Grounding Factor (dB)	P Avg. (P/A)
802.11ax HE80 Full CH 215 7025 MHz		9366.643	-60.36	-39.16	-21.2	-74.14	8.13	2.64	3.01	0	P
		14050	-65.76	-58.76	-7	-79.99	8.13	3.09	3.01	0	P
		21075	-61.71	-40.51	-21.2	-78.89	8.13	6.04	3.01	0	P
		39976	-39.15	-17.95	-21.2	-70.23	8.13	19.94	3.01	0	P
		39976	-51.15	-9.95	-41.2	-82.23	8.13	19.94	3.01	0	A
Remark	1. No other spurious found. 2. All results are PASS against Peak and Average limit line.										



UNII-8 (6875-7125 MHz)
WIFI 802.11ax HE160 (Band Edge)

Table with 12 columns: WIFI Ant. 5, Note, Frequency (MHz), Level (dBm), Over Limit (dB), Limit Line (dBm), Read Level (dBm), Antenna Gain (dBi), Path Loss (dB), MIMO Factor (dB), Grounding Factor (dB), P Avg. (P/A). Rows include test results for Full and Partial channels at 6985 MHz and a Remark section.



UNII-8 (6875-7125 MHz)
WIFI 802.11ax HE160 (Harmonic)

Table with 12 columns: WIFI Ant. 5, Note, Frequency (MHz), Level (dBm), Over Limit (dB), Limit Line (dBm), Read Level (dBm), Antenna Gain (dBi), Path Loss (dB), MIMO Factor (dB), Grounding Factor (dB), P Avg. (P/A). Rows include test results for frequencies 9311.9, 13970, 20955, 39936, and 39936 MHz, and a Remark section with two points.



Emission below 1GHz
WIFI 802.11ax HE160 Full (LF)

Table with 12 columns: WIFI Ant. 5, Note, Frequency (MHz), Level (dBm), Over Limit (dB), Limit Line (dBm), Read Level (dBm), Antenna Gain (dBi), Path Loss (dB), MIMO Factor (dB), Grounding Factor (dB), Peak Avg. (P/A). Rows include test results for frequencies 65.64, 179.31, 268.41, 356, 822.9, and 969.2 MHz, and a Remark section.



Note symbol

*	Fundamental Frequency which can be ignored. However, the level of any unwanted emissions shall not exceed the level of the fundamental frequency.
!	Test result is over limit line.
P/A	Peak or Average
H/V	Horizontal or Vertical



A calculation example for radiated spurious emission is shown as below:

WIFI	Note	Frequency	Level	Over	Limit	Read	Antenna	Path	MIMO	Grounding	P	Peak	Pol.
Ant.				Limit	Line	Level	Gain	Loss	Factor	Factor	Avg.	Avg.	
5		(MHz)	(dBm)	(dB)	(dBm)	(dBm)	(dBi)	(dB)	(dB)	(dB)	(P/A)	(P/A)	(H/V)
802.11a		5924.96	-17.71	-10.71	-7	-30.32	8.15	1.45	3.01	0	P	P	H
CH 002		5924.96	-45.59	-18.59	-27	-58.2	8.15	1.45	3.01	0	A	A	H
5935MHz													

1. Path Loss(dB) = Cable loss(dB) + Filter loss(dB) + Attenuator loss(dB)
2. MIMO Factor(dB) = 10 log (NANT), where NANT is the number of outputs
3. Grounding Factor(dB) = Ground reflection factor (i.e., 6 dB for f ≤ 30 MHz and 4.7 dB for 30 MHz < f ≤ 960 MHz)
4. Level(dBm) = Antenna Gain(dBi) + Path Loss(dB) + Read Level(dBm) + MIMO Factor(dB) + Grounding Factor(dB)
5. Over Limit(dB) = Level(dBm) – Limit Line(dBm)

For Peak Limit @ 5924.96MHz:

1. Level(dBm)
 - = Antenna Gain(dBi) + Path Loss(dB) + MIMO Factor(dB) + Grounding Factor(dB) + Read Level(dBm)
 - = 8.15(dBi) + 1.45(dB) – 30.32(dBm) + 3.01(dB)
 - = -17.71 (dBm)
2. Over Limit(dB)
 - = Level(dBm) – Limit Line(dBm)
 - = -17.71(dBm) + 7(dBm)
 - = -10.71(dB)

For Average Limit @ 5924.96MHz:

1. Level(dBm)
 - = Antenna Gain(dBi) + Path Loss(dB) + MIMO Factor(dB) + Grounding Factor(dB) + Read Level(dBm)
 - = 8.15(dBi) + 1.45(dB) – 58.2(dBm) + 3.01(dB)
 - = -45.59 (dBm)
2. Over Limit(dB) = Level(dBm) – Limit Line(dBm)
 - = -45.59(dBm) + 27(dBm)
 - = -18.59(dB)

Both peak and average measured complies with the limit line, so test result is “PASS”.



<Standard Client>

UNII-5 (5925-6425 MHz)
WIFI 802.11a (Band Edge)

Table with 12 columns: WIFI Ant. 4, Note, Frequency (MHz), Level (dBm), Over Limit (dB), Limit Line (dBm), Read Level (dBm), Antenna Gain (dBi), Path Loss (dB), MIMO Factor (dB), Grounding Factor (dB), P Avg. (P/A). Rows include data for 802.11a CH 002 5935 MHz and 802.11a CH 001 5955 MHz, plus a Remark section.



UNII-5 (5925-6425 MHz)

WIFI 802.11a (Harmonic)

WIFI Ant. 4	Note	Frequency (MHz)	Level (dBm)	Over Limit (dB)	Limit Line (dBm)	Read Level (dBm)	Antenna Gain (dBi)	Path Loss (dB)	MIMO Factor (dB)	Grounding Factor (dB)	P Avg. (P/A)
802.11a CH 001 5955 MHz		7939.98	-55.22	-48.22	-7	-69.03	8.15	2.65	3.01	0	P
		11910	-62.94	-41.74	-21.2	-77.05	8.15	2.95	3.01	0	P
		17865	-63.22	-42.02	-21.2	-78.41	8.15	4.03	3.01	0	P
		39960	-39.4	-18.2	-21.2	-70.5	8.15	19.94	3.01	0	P
		39960	-50.4	-9.2	-41.2	-81.5	8.15	19.94	3.01	0	A
802.11a CH 045 6175 MHz		8233.313	-57.89	-36.69	-21.2	-71.73	8.15	2.68	3.01	0	P
		12350	-65.77	-44.57	-21.2	-79.86	8.15	2.93	3.01	0	P
		18525	-63.37	-42.17	-21.2	-78.89	8.15	4.36	3.01	0	P
		39992	-39.62	-18.42	-21.2	-70.78	8.15	20	3.01	0	P
802.11a CH 093 6415 MHz		8553.312	-57.63	-50.63	-7	-71.5	8.15	2.71	3.01	0	P
		12830	-66.34	-59.34	-7	-80.38	8.15	2.88	3.01	0	P
		19245	-61.68	-40.48	-21.2	-77.32	8.15	4.48	3.01	0	P
		39896	-39.17	-17.97	-21.2	-70.15	8.15	19.82	3.01	0	P
		39896	-50.17	-8.97	-41.2	-81.15	8.15	19.82	3.01	0	A
Remark	1. No other spurious found. 2. All results are PASS against Peak and Average limit line.										



**UNII-5 (5925-6425 MHz)
WIFI 802.11ax HE20 (Band Edge)**

WIFI Ant. 4	Note	Frequency (MHz)	Level (dBm)	Over Limit (dB)	Limit Line (dBm)	Read Level (dBm)	Antenna Gain (dBi)	Path Loss (dB)	MIMO Factor (dB)	Grounding Factor (dB)	P Avg. (P/A)
802.11ax HE20 Full CH 002 5935 MHz		5924.96	-9.61	-2.61	-7	-22.22	8.15	1.45	3.01	0	P
		5924.96	-30.65	-3.65	-27	-43.26	8.15	1.45	3.01	0	A
	*	5935	5.31	-	-	-7.31	8.15	1.46	3.01	0	P
	*	5935	-6.07	-	-	-18.69	8.15	1.46	3.01	0	A
802.11ax HE20 Partial 242/61 CH 002 5935 MHz		5924.82	-8.71	-1.71	-7	-21.32	8.15	1.45	3.01	0	P
		5924.96	-31.24	-4.24	-27	-43.85	8.15	1.45	3.01	0	A
	*	5935	6.1	-	-	-6.52	8.15	1.46	3.01	0	P
	*	5935	-7	-	-	-19.62	8.15	1.46	3.01	0	A
802.11ax HE20 Partial 106/53 CH 002 5935 MHz		5924.96	-8.78	-1.78	-7	-21.39	8.15	1.45	3.01	0	P
		5924.96	-32.11	-5.11	-27	-44.72	8.15	1.45	3.01	0	A
	*	5935	3.47	-	-	-9.15	8.15	1.46	3.01	0	P
	*	5935	-8.41	-	-	-21.03	8.15	1.46	3.01	0	A
802.11ax HE20 Partial 52/37 CH 002 5935 MHz		5924.96	-8.7	-1.7	-7	-21.31	8.15	1.45	3.01	0	P
		5924.96	-31.48	-4.48	-27	-44.09	8.15	1.45	3.01	0	A
	*	5935	5.68	-	-	-6.94	8.15	1.46	3.01	0	P
	*	5935	-7	-	-	-19.62	8.15	1.46	3.01	0	A
802.11ax HE20 Partial 26/0 CH 002 5935 MHz		5924.96	-9.37	-2.37	-7	-21.98	8.15	1.45	3.01	0	P
		5924.96	-32.3	-5.3	-27	-44.91	8.15	1.45	3.01	0	A
	*	5935	4.3	-	-	-8.32	8.15	1.46	3.01	0	P
	*	5935	-7.44	-	-	-20.06	8.15	1.46	3.01	0	A
Remark	1. No other spurious found. 2. All results are PASS against Peak and Average limit line.										



WIFI Ant. 4	Note	Frequency (MHz)	Level (dBm)	Over Limit (dB)	Limit Line (dBm)	Read Level (dBm)	Antenna Gain (dBi)	Path Loss (dB)	MIMO Factor (dB)	Grounding Factor (dB)	P Avg. (P/A)
802.11ax HE20 Full CH 001 5955 MHz		5924.82	-11.49	-4.49	-7	-24.1	8.15	1.45	3.01	0	P
		5924.82	-36.84	-9.84	-27	-49.45	8.15	1.45	3.01	0	A
	*	5955	23.51	-	-	10.88	8.15	1.47	3.01	0	P
	*	5955	12.55	-	-	-0.08	8.15	1.47	3.01	0	A
802.11ax HE20 Partial 242/61 CH 001 5955 MHz		5922.72	-13.66	-6.66	-7	-26.27	8.15	1.45	3.01	0	P
		5924.54	-39.85	-12.85	-27	-52.46	8.15	1.45	3.01	0	A
	*	5955	22.45	-	-	9.82	8.15	1.47	3.01	0	P
	*	5955	12.46	-	-	-0.17	8.15	1.47	3.01	0	A
802.11ax HE20 Partial 106/53 CH 001 5955 MHz		5921.74	-14.24	-7.24	-7	-26.85	8.15	1.45	3.01	0	P
		5924.96	-47.8	-20.8	-27	-60.41	8.15	1.45	3.01	0	A
	*	5955	25.22	-	-	12.59	8.15	1.47	3.01	0	P
	*	5955	14	-	-	1.37	8.15	1.47	3.01	0	A
802.11ax HE20 Partial 52/37 CH 001 5955 MHz		5914.32	-34.29	-27.29	-7	-46.9	8.15	1.45	3.01	0	P
		5918.24	-50.67	-23.67	-27	-63.28	8.15	1.45	3.01	0	A
	*	5955	25.45	-	-	12.82	8.15	1.47	3.01	0	P
	*	5955	13.89	-	-	1.26	8.15	1.47	3.01	0	A
802.11ax HE20 Partial 26/0 CH 001 5955 MHz		5913.2	-37.7	-30.7	-7	-50.31	8.15	1.45	3.01	0	P
		5912.5	-51.21	-24.21	-27	-63.82	8.15	1.45	3.01	0	A
	*	5955	24.72	-	-	12.09	8.15	1.47	3.01	0	P
	*	5955	13.93	-	-	1.3	8.15	1.47	3.01	0	A
Remark	1. No other spurious found. 2. All results are PASS against Peak and Average limit line.										



UNII-5 (5925-6425 MHz)
WIFI 802.11ax HE20 (Harmonic)

Table with 12 columns: WIFI Ant. 4, Note, Frequency (MHz), Level (dBm), Over Limit (dB), Limit Line (dBm), Read Level (dBm), Antenna Gain (dBi), Path Loss (dB), MIMO Factor (dB), Grounding Factor (dB), P Avg. (P/A). Rows include data for Full CH 001 5955 MHz, Partial 26/0 CH 001 5955 MHz, Full CH 045 6175 MHz, and Partial 26/4 CH 045 6175 MHz.



WIFI Ant. 4	Note	Frequency (MHz)	Level (dBm)	Over Limit (dB)	Limit Line (dBm)	Read Level (dBm)	Antenna Gain (dBi)	Path Loss (dB)	MIMO Factor (dB)	Grounding Factor (dB)	P Avg. (P/A)
802.11ax HE20 Full CH 093 6415 MHz		8553.3	-55.35	-48.35	-7	-69.22	8.15	2.71	3.01	0	P
		12830	-64.89	-57.89	-7	-78.93	8.15	2.88	3.01	0	P
		19245	-62.12	-40.92	-21.2	-77.76	8.15	4.48	3.01	0	P
		39936	-39.42	-18.22	-21.2	-70.46	8.15	19.88	3.01	0	P
		39936	-50.86	-9.66	-41.2	-81.9	8.15	19.88	3.01	0	A
802.11ax HE20 Partial 26/8 CH 093 6415 MHz		8553.3	-54.75	-47.75	-7	-68.62	8.15	2.71	3.01	0	P
		12830	-65.34	-58.34	-7	-79.38	8.15	2.88	3.01	0	P
		19245	-61.97	-40.77	-21.2	-77.61	8.15	4.48	3.01	0	P
		39864	-38.51	-17.31	-21.2	-69.43	8.15	19.76	3.01	0	P
		39864	-50.94	-9.74	-41.2	-81.86	8.15	19.76	3.01	0	A
Remark	1. No other spurious found. 2. All results are PASS against Peak and Average limit line.										



UNII-5 (5925-6425 MHz)
WIFI 802.11ax HE40 (Band Edge)

Table with 12 columns: WIFI Ant. 4, Note, Frequency (MHz), Level (dBm), Over Limit (dB), Limit Line (dBm), Read Level (dBm), Antenna Gain (dBi), Path Loss (dB), MIMO Factor (dB), Grounding Factor (dB), P Avg. (P/A). Rows include 802.11ax HE40 Full CH 003 5965 MHz and 802.11ax HE40 Partial 484/65 CH 003 5965 MHz.



UNII-5 (5925-6425 MHz)
WIFI 802.11ax HE40 (Harmonic)

WIFI Ant. 4	Note	Frequency (MHz)	Level (dBm)	Over Limit (dB)	Limit Line (dBm)	Read Level (dBm)	Antenna Gain (dBi)	Path Loss (dB)	MIMO Factor (dB)	Grounding Factor (dB)	P Avg. (P/A)
802.11ax HE40 Full CH 003 5965 MHz		7953.3	-52.9	-45.9	-7	-66.71	8.15	2.65	3.01	0	P
		11930	-65.96	-44.76	-21.2	-80.08	8.15	2.96	3.01	0	P
		17895	-63.39	-42.19	-21.2	-78.58	8.15	4.03	3.01	0	P
		39904	-39.12	-17.92	-21.2	-70.1	8.15	19.82	3.01	0	P
		39904	-51.07	-9.87	-41.2	-82.05	8.15	19.82	3.01	0	A
Remark	1. No other spurious found. 2. All results are PASS against Peak and Average limit line.										



UNII-5 (5925-6425 MHz)
WIFI 802.11ax HE80 (Band Edge)

Table with 12 columns: WIFI Ant. 4, Note, Frequency (MHz), Level (dBm), Over Limit (dB), Limit Line (dBm), Read Level (dBm), Antenna Gain (dBi), Path Loss (dB), MIMO Factor (dB), Grounding Factor (dB), P Avg. (P/A). Rows include 802.11ax HE80 Full CH 007 5985 MHz and 802.11ax HE80 Partial 996/67 CH 007 5985 MHz.



UNII-5 (5925-6425 MHz)
WIFI 802.11ax HE80 (Harmonic)

WIFI Ant. 4	Note	Frequency (MHz)	Level (dBm)	Over Limit (dB)	Limit Line (dBm)	Read Level (dBm)	Antenna Gain (dBi)	Path Loss (dB)	MIMO Factor (dB)	Grounding Factor (dB)	P Avg. (P/A)
802.11ax HE80 Full CH 007 5985 MHz		7980	-57.28	-50.28	-7	-71.1	8.15	2.66	3.01	0	P
		11970	-65.94	-44.74	-21.2	-80.06	8.15	2.96	3.01	0	P
		17955	-61.65	-40.45	-21.2	-76.86	8.15	4.05	3.01	0	P
		39984	-39.4	-18.2	-21.2	-70.56	8.15	20	3.01	0	P
		39984	-51.04	-9.84	-41.2	-82.2	8.15	20	3.01	0	A
Remark	1. No other spurious found. 2. All results are PASS against Peak and Average limit line.										



UNII-5 (5925-6425 MHz)
WIFI 802.11ax HE160 (Band Edge)

Table with 12 columns: WIFI Ant. 4, Note, Frequency (MHz), Level (dBm), Over Limit (dB), Limit Line (dBm), Read Level (dBm), Antenna Gain (dBi), Path Loss (dB), MIMO Factor (dB), Grounding Factor (dB), P Avg. (P/A). Rows include test results for 802.11ax HE160 Full CH 015 6025 MHz and Partial 1992/68 CH 015 6025 MHz, along with a Remark section.



UNII-5 (5925-6425 MHz)
WIFI 802.11ax HE160 (Harmonic)

Table with 12 columns: WIFI Ant. 4, Note, Frequency (MHz), Level (dBm), Over Limit (dB), Limit Line (dBm), Read Level (dBm), Antenna Gain (dBi), Path Loss (dB), MIMO Factor (dB), Grounding Factor (dB), P Avg. (P/A). Rows include test results for channels 015, 047, and 079.



UNII-7 (6525-6875 MHz)

WIFI 802.11a (Harmonic)

WIFI Ant. 4	Note	Frequency (MHz)	Level (dBm)	Over Limit (dB)	Limit Line (dBm)	Read Level (dBm)	Antenna Gain (dBi)	Path Loss (dB)	MIMO Factor (dB)	Grounding Factor (dB)	P Avg. (P/A)
802.11a CH 117 6535 MHz		13070	-63.82	-56.82	-7	-77.88	8.17	2.88	3.01	0	P
		19605	-61.73	-40.53	-21.2	-77.18	8.17	4.27	3.01	0	P
		39784	-39.06	-17.86	-21.2	-69.89	8.17	19.65	3.01	0	P
		39784	-51.06	-9.86	-41.2	-81.89	8.17	19.65	3.01	0	A
802.11a CH 149 6695 MHz		13390	-63.25	-42.05	-21.2	-77.38	8.17	2.95	3.01	0	P
		20085	-62.15	-40.95	-21.2	-77.57	8.17	4.24	3.01	0	P
		39952	-38.3	-17.1	-21.2	-69.42	8.17	19.94	3.01	0	P
		39952	-50.86	-9.66	-41.2	-81.98	8.17	19.94	3.01	0	A
802.11a CH 181 6855 MHz		8226	-55.82	-34.62	-21.2	-69.68	8.17	2.68	3.01	0	P
		13710	-48.82	-41.82	-7	-63.02	8.17	3.02	3.01	0	P
		20565	-49.55	-28.35	-21.2	-65.9	8.17	5.17	3.01	0	P
		39944	-39.19	-17.99	-21.2	-70.25	8.17	19.88	3.01	0	P
		39944	-51.04	-9.84	-41.2	-82.1	8.17	19.88	3.01	0	A
Remark	1. No other spurious found. 2. All results are PASS against Peak and Average limit line.										



UNII-7 (6525-6875 MHz)
WIFI 802.11ax HE20 (Harmonic)

Table with 12 columns: WIFI Ant. 4, Note, Frequency (MHz), Level (dBm), Over Limit (dB), Limit Line (dBm), Read Level (dBm), Antenna Gain (dBi), Path Loss (dB), MIMO Factor (dB), Grounding Factor (dB), P Avg. (P/A). Rows include data for Full CH 117 6535 MHz and Partial 26/0 CH 117 6535 MHz, and a Remark section.



UNII-7 (6525-6875 MHz)
WIFI 802.11ax HE40 (Harmonic)

WIFI Ant. 4	Note	Frequency (MHz)	Level (dBm)	Over Limit (dB)	Limit Line (dBm)	Read Level (dBm)	Antenna Gain (dBi)	Path Loss (dB)	MIMO Factor (dB)	Grounding Factor (dB)	P Avg. (P/A)
802.11ax HE40 Full CH 123 6565 MHz		8753.3	-59.09	-52.09	-7	-73	8.17	2.73	3.01	0	P
		13130	-62.13	-55.13	-7	-76.2	8.17	2.89	3.01	0	P
		19695	-63.19	-41.99	-21.2	-78.58	8.17	4.21	3.01	0	P
		39888	-38.98	-17.78	-21.2	-69.98	8.17	19.82	3.01	0	P
		39888	-50.79	-9.59	-41.2	-81.79	8.17	19.82	3.01	0	A
Remark	1. No other spurious found. 2. All results are PASS against Peak and Average limit line.										



UNII-7 (6525-6875 MHz)
WIFI 802.11ax HE80 (Harmonic)

Table with 12 columns: WIFI Ant. 4, Note, Frequency (MHz), Level (dBm), Over Limit (dB), Limit Line (dBm), Read Level (dBm), Antenna Gain (dBi), Path Loss (dB), MIMO Factor (dB), Grounding Factor (dB), P Avg. (P/A). Rows include test results for 802.11ax HE80 Full CH 135 6625 MHz and a Remark section.



UNII-7 (6525-6875 MHz)
WIFI 802.11ax HE160 (Harmonic)

Table with 12 columns: WIFI Ant. 4, Note, Frequency (MHz), Level (dBm), Over Limit (dB), Limit Line (dBm), Read Level (dBm), Antenna Gain (dBi), Path Loss (dB), MIMO Factor (dB), Grounding Factor (dB), P Avg. (P/A). Rows include test results for 802.11ax HE160 Full CH 143 at 6665 MHz and a Remark section.



Emission below 1GHz
WIFI 802.11ax HE160 Full (LF)

Table with 12 columns: WIFI Ant. 4, Note, Frequency (MHz), Level (dBm), Over Limit (dB), Limit Line (dBm), Read Level (dBm), Antenna Gain (dBi), Path Loss (dB), MIMO Factor (dB), Grounding Factor (dB), Peak Avg. (P/A). Rows include test results for frequencies 60.78, 131.79, 260.31, 461, 883.1, and 981.8 MHz, and a Remark section.



UNII-5 (5925-6425 MHz)
WIFI 802.11a (Band Edge)

Table with 12 columns: WIFI Ant. 5, Note, Frequency (MHz), Level (dBm), Over Limit (dB), Limit Line (dBm), Read Level (dBm), Antenna Gain (dBi), Path Loss (dB), MIMO Factor (dB), Grounding Factor (dB), P Avg. (P/A). Rows include data for 802.11a CH 002 5935 MHz and 802.11a CH 001 5955 MHz, plus a Remark section.



UNII-5 (5925-6425 MHz)

WIFI 802.11a (Harmonic)

WIFI Ant. 5	Note	Frequency (MHz)	Level (dBm)	Over Limit (dB)	Limit Line (dBm)	Read Level (dBm)	Antenna Gain (dBi)	Path Loss (dB)	MIMO Factor (dB)	Grounding Factor (dB)	P Avg. (P/A)
802.11a CH 001 5955 MHz		7940	-40.52	-33.52	-7	-54.33	8.15	2.65	3.01	0	P
		11910	-64.47	-43.27	-21.2	-78.58	8.15	2.95	3.01	0	P
		17865	-63.11	-41.91	-21.2	-78.3	8.15	4.03	3.01	0	P
		39712	-39.56	-18.36	-21.2	-70.19	8.15	19.47	3.01	0	P
		39712	-51.44	-10.24	-41.2	-82.07	8.15	19.47	3.01	0	A
802.11a CH 045 6175 MHz		8233.3	-45.74	-24.54	-21.2	-59.58	8.15	2.68	3.01	0	P
		8233.3	-46.35	-5.15	-41.2	-60.19	8.15	2.68	3.01	0	A
		12350	-63.77	-42.57	-21.2	-77.86	8.15	2.93	3.01	0	P
		18525	-62.22	-41.02	-21.2	-77.74	8.15	4.36	3.01	0	P
		39800	-38.77	-17.57	-21.2	-69.58	8.15	19.65	3.01	0	P
		39800	-51.49	-10.29	-41.2	-82.3	8.15	19.65	3.01	0	A
802.11a CH 093 6415 MHz		8553.3	-53.14	-46.14	-7	-67.01	8.15	2.71	3.01	0	P
		12830	-58.34	-51.34	-7	-72.38	8.15	2.88	3.01	0	P
		19245	-60.2	-39	-21.2	-75.84	8.15	4.48	3.01	0	P
		39904	-39.65	-18.45	-21.2	-70.63	8.15	19.82	3.01	0	P
		39904	-51.12	-9.92	-41.2	-82.1	8.15	19.82	3.01	0	A
Remark	1. No other spurious found. 2. All results are PASS against Peak and Average limit line.										



**UNII-5 (5925-6425 MHz)
WIFI 802.11ax HE20 (Band Edge)**

WIFI Ant. 5	Note	Frequency (MHz)	Level (dBm)	Over Limit (dB)	Limit Line (dBm)	Read Level (dBm)	Antenna Gain (dBi)	Path Loss (dB)	MIMO Factor (dB)	Grounding Factor (dB)	P Avg. (P/A)
802.11ax HE20 Full CH 002 5935 MHz		5924.96	-9.26	-2.26	-7	-21.87	8.15	1.45	3.01	0	P
		5924.96	-30.75	-3.75	-27	-43.36	8.15	1.45	3.01	0	A
	*	5935	5.78	-	-	-6.84	8.15	1.46	3.01	0	P
	*	5935	-7.01	-	-	-19.63	8.15	1.46	3.01	0	A
802.11ax HE20 Partial 242/61 CH 002 5935 MHz		5924.96	-9.41	-2.41	-7	-22.02	8.15	1.45	3.01	0	P
		5924.96	-31.92	-4.92	-27	-44.53	8.15	1.45	3.01	0	A
	*	5935	6.56	-	-	-6.06	8.15	1.46	3.01	0	P
	*	5935	-7.4	-	-	-20.02	8.15	1.46	3.01	0	A
802.11ax HE20 Partial 106/53 CH 002 5935 MHz		5924.96	-8.87	-1.87	-7	-21.48	8.15	1.45	3.01	0	P
		5924.96	-31.64	-4.64	-27	-44.25	8.15	1.45	3.01	0	A
	*	5935	4.35	-	-	-8.27	8.15	1.46	3.01	0	P
	*	5935	-7.32	-	-	-19.94	8.15	1.46	3.01	0	A
802.11ax HE20 Partial 52/37 CH 002 5935 MHz		5924.96	-9.5	-2.5	-7	-22.11	8.15	1.45	3.01	0	P
		5924.96	-31.75	-4.75	-27	-44.36	8.15	1.45	3.01	0	A
	*	5935	6.01	-	-	-6.61	8.15	1.46	3.01	0	P
	*	5935	-6.49	-	-	-19.11	8.15	1.46	3.01	0	A
802.11ax HE20 Partial 26/0 CH 002 5935 MHz		5924.82	-8.99	-1.99	-7	-21.6	8.15	1.45	3.01	0	P
		5924.96	-32.26	-5.26	-27	-44.87	8.15	1.45	3.01	0	A
	*	5935	5.31	-	-	-7.31	8.15	1.46	3.01	0	P
	*	5935	-7.12	-	-	-19.74	8.15	1.46	3.01	0	A
Remark	1. No other spurious found. 2. All results are PASS against Peak and Average limit line.										



WIFI Ant. 5	Note	Frequency (MHz)	Level (dBm)	Over Limit (dB)	Limit Line (dBm)	Read Level (dBm)	Antenna Gain (dBi)	Path Loss (dB)	MIMO Factor (dB)	Grounding Factor (dB)	P Avg. (P/A)
802.11ax HE20 Full CH 001 5955 MHz		5924.96	-9.17	-2.17	-7	-21.78	8.15	1.45	3.01	0	P
		5924.96	-35.16	-8.16	-27	-47.77	8.15	1.45	3.01	0	A
	*	5955	23.62	-	-	10.99	8.15	1.47	3.01	0	P
	*	5955	12.52	-	-	-0.11	8.15	1.47	3.01	0	A
802.11ax HE20 Partial 242/61 CH 001 5955 MHz		5919.08	-9.22	-2.22	-7	-21.83	8.15	1.45	3.01	0	P
		5924.96	-40.58	-13.58	-27	-53.19	8.15	1.45	3.01	0	A
	*	5955	23.14	-	-	10.51	8.15	1.47	3.01	0	P
	*	5955	12.13	-	-	-0.5	8.15	1.47	3.01	0	A
802.11ax HE20 Partial 106/53 CH 001 5955 MHz		5924.4	-18.03	-11.03	-7	-30.64	8.15	1.45	3.01	0	P
		5924.96	-48.81	-21.81	-27	-61.42	8.15	1.45	3.01	0	A
	*	5955	26.28	-	-	13.65	8.15	1.47	3.01	0	P
	*	5955	15.29	-	-	2.66	8.15	1.47	3.01	0	A
802.11ax HE20 Partial 52/37 CH 001 5955 MHz		5918.8	-35.43	-28.43	-7	-48.04	8.15	1.45	3.01	0	P
		5924.96	-49.93	-22.93	-27	-62.54	8.15	1.45	3.01	0	A
	*	5955	26.84	-	-	14.21	8.15	1.47	3.01	0	P
	*	5955	15.24	-	-	2.61	8.15	1.47	3.01	0	A
802.11ax HE20 Partial 26/0 CH 001 5955 MHz		5912.5	-38.4	-31.4	-7	-51.01	8.15	1.45	3.01	0	P
		5913.34	-51.84	-24.84	-27	-64.45	8.15	1.45	3.01	0	A
	*	5955	25.17	-	-	12.54	8.15	1.47	3.01	0	P
	*	5955	15.28	-	-	2.65	8.15	1.47	3.01	0	A
Remark	1. No other spurious found. 2. All results are PASS against Peak and Average limit line.										



UNII-5 (5925-6425 MHz)
WIFI 802.11ax HE20 (Harmonic)

Table with 12 columns: WIFI Ant. 5, Note, Frequency (MHz), Level (dBm), Over Limit (dB), Limit Line (dBm), Read Level (dBm), Antenna Gain (dBi), Path Loss (dB), MIMO Factor (dB), Grounding Factor (dB), P Avg. (P/A). Rows include test results for 802.11ax HE20 Full CH 001 (5955 MHz), Partial 26/0 CH 001 (5955 MHz), Full CH 045 (6175 MHz), and Partial 26/4 CH 045 (6175 MHz).



WIFI Ant. 5	Note	Frequency (MHz)	Level (dBm)	Over Limit (dB)	Limit Line (dBm)	Read Level (dBm)	Antenna Gain (dBi)	Path Loss (dB)	MIMO Factor (dB)	Grounding Factor (dB)	P Avg. (P/A)
802.11ax HE20 Full CH 093 6415 MHz		8553.3	-49.04	-42.04	-7	-62.91	8.15	2.71	3.01	0	P
		12830	-62.65	-55.65	-7	-76.69	8.15	2.88	3.01	0	P
		19245	-61.6	-40.4	-21.2	-77.24	8.15	4.48	3.01	0	P
		39880	-38.97	-17.77	-21.2	-69.89	8.15	19.76	3.01	0	P
		39880	-51.28	-10.08	-41.2	-82.2	8.15	19.76	3.01	0	A
802.11ax HE20 Partial 26/8 CH 093 6415 MHz		8553.313	-48.07	-41.07	-7	-61.94	8.15	2.71	3.01	0	P
		12830	-65.02	-58.02	-7	-79.06	8.15	2.88	3.01	0	P
		19245	-61.87	-40.67	-21.2	-77.51	8.15	4.48	3.01	0	P
		39976	-38.89	-17.69	-21.2	-69.99	8.15	19.94	3.01	0	P
		39976	-49.89	-8.69	-41.2	-80.99	8.15	19.94	3.01	0	A
Remark	1. No other spurious found. 2. All results are PASS against Peak and Average limit line.										



UNII-5 (5925-6425 MHz)
WIFI 802.11ax HE40 (Band Edge)

Table with 12 columns: WIFI Ant. 5, Note, Frequency (MHz), Level (dBm), Over Limit (dB), Limit Line (dBm), Read Level (dBm), Antenna Gain (dBi), Path Loss (dB), MIMO Factor (dB), Grounding Factor (dB), P Avg. (P/A). Rows include test results for Full and Partial channels at 5965 MHz.



UNII-5 (5925-6425 MHz)
WIFI 802.11ax HE40 (Harmonic)

WIFI Ant. 5	Note	Frequency (MHz)	Level (dBm)	Over Limit (dB)	Limit Line (dBm)	Read Level (dBm)	Antenna Gain (dBi)	Path Loss (dB)	MIMO Factor (dB)	Grounding Factor (dB)	P Avg. (P/A)
802.11ax HE40 Full CH 003 5965 MHz		7953.3	-37.65	-30.65	-7	-51.46	8.15	2.65	3.01	0	P
		11930	-64.23	-43.03	-21.2	-78.35	8.15	2.96	3.01	0	P
		17895	-62.54	-41.34	-21.2	-77.73	8.15	4.03	3.01	0	P
		39912	-39.87	-18.67	-21.2	-70.85	8.15	19.82	3.01	0	P
		39912	-50.87	-9.67	-41.2	-81.85	8.15	19.82	3.01	0	A
Remark	1. No other spurious found. 2. All results are PASS against Peak and Average limit line.										



UNII-5 (5925-6425 MHz)
WIFI 802.11ax HE80 (Band Edge)

Table with 12 columns: WIFI Ant. 5, Note, Frequency (MHz), Level (dBm), Over Limit (dB), Limit Line (dBm), Read Level (dBm), Antenna Gain (dBi), Path Loss (dB), MIMO Factor (dB), Grounding Factor (dB), P Avg. (P/A). Rows include 802.11ax HE80 Full CH 007 5985 MHz and 802.11ax HE80 Partial 996/67 CH 007 5985 MHz.



UNII-5 (5925-6425 MHz)
WIFI 802.11ax HE80 (Harmonic)

Table with 12 columns: WIFI Ant. 5, Note, Frequency (MHz), Level (dBm), Over Limit (dB), Limit Line (dBm), Read Level (dBm), Antenna Gain (dBi), Path Loss (dB), MIMO Factor (dB), Grounding Factor (dB), P Avg. (P/A). Rows include test results for frequencies 7980, 11970, 17955, 39912 and a Remark section.



UNII-5 (5925-6425 MHz)
WIFI 802.11ax HE160 (Band Edge)

Table with 12 columns: WIFI Ant. 5, Note, Frequency (MHz), Level (dBm), Over Limit (dB), Limit Line (dBm), Read Level (dBm), Antenna Gain (dBi), Path Loss (dB), MIMO Factor (dB), Grounding Factor (dB), P Avg. (P/A). Rows include data for 802.11ax HE160 Full CH 015 6025 MHz and 802.11ax HE160 Partial 1992/68 CH 015 6025 MHz, plus a Remark section.



**UNII-5 (5925-6425 MHz)
WIFI 802.11ax HE160 (Harmonic)**

WIFI Ant. 5	Note	Frequency (MHz)	Level (dBm)	Over Limit (dB)	Limit Line (dBm)	Read Level (dBm)	Antenna Gain (dBi)	Path Loss (dB)	MIMO Factor (dB)	Grounding Factor (dB)	P Avg. (P/A)
802.11ax HE160 Full CH 015 6025 MHz		8033.3	-38.62	-17.42	-21.2	-52.44	8.15	2.66	3.01	0	P
		8033.3	-39.38	1.82*	-41.2	-53.2	8.15	2.66	3.01	0	A
		12050	-66.3	-45.1	-21.2	-80.42	8.15	2.96	3.01	0	P
		18075	-61.59	-40.39	-21.2	-76.87	8.15	4.12	3.01	0	P
		39696	-39.46	-18.26	-21.2	-70.09	8.15	19.47	3.01	0	P
		39696	-51.47	-10.27	-41.2	-82.1	8.15	19.47	3.01	0	A
802.11ax HE160 Full CH 047 6185 MHz		8246.6	-44.76	-23.56	-21.2	-58.6	8.15	2.68	3.01	0	P
		8246.6	-45.33	-4.13	-41.2	-59.17	8.15	2.68	3.01	0	A
		12370	-64.87	-43.67	-21.2	-78.96	8.15	2.93	3.01	0	P
		18555	-62.59	-41.39	-21.2	-78.13	8.15	4.38	3.01	0	P
		39880	-39.88	-18.68	-21.2	-70.8	8.15	19.76	3.01	0	P
		39880	-51.04	-9.84	-41.2	-81.96	8.15	19.76	3.01	0	A
802.11ax HE160 Full CH 079 6345 MHz		8460	-45.91	-24.71	-21.2	-59.78	8.15	2.71	3.01	0	P
		8460	-46.7	-5.5	-41.2	-60.57	8.15	2.71	3.01	0	A
		12690	-64.28	-43.08	-21.2	-78.33	8.15	2.89	3.01	0	P
		19035	-62.62	-41.42	-21.2	-78.38	8.15	4.6	3.01	0	P
		39992	-38.48	-17.28	-21.2	-69.64	8.15	20	3.01	0	P
		39992	-50.62	-9.42	-41.2	-81.78	8.15	20	3.01	0	A
Remark	<ol style="list-style-type: none"> No other spurious found. All results are PASS against Peak and Average limit line. The unwanted emission of CH15 was verified and passed by radiated measurement, please refer appendix F1 & F2. 										



UNII-7 (6525-6875 MHz)

WIFI 802.11a (Harmonic)

WIFI Ant. 5	Note	Frequency (MHz)	Level (dBm)	Over Limit (dB)	Limit Line (dBm)	Read Level (dBm)	Antenna Gain (dBi)	Path Loss (dB)	MIMO Factor (dB)	Grounding Factor (dB)	P Avg. (P/A)
802.11a CH 117 6535 MHz		13070	-59.87	-52.87	-7	-73.93	8.17	2.88	3.01	0	P
		19605	-61.06	-39.86	-21.2	-76.51	8.17	4.27	3.01	0	P
		39776	-38.32	-17.12	-21.2	-69.09	8.17	19.59	3.01	0	P
		39776	-51.43	-10.23	-41.2	-82.2	8.17	19.59	3.01	0	A
802.11a CH 149 6695 MHz		13390	-63.08	-41.88	-21.2	-77.21	8.17	2.95	3.01	0	P
		20085	-61.33	-40.13	-21.2	-76.75	8.17	4.24	3.01	0	P
		39984	-38.02	-16.82	-21.2	-69.2	8.17	20	3.01	0	P
		39984	-50.79	-9.59	-41.2	-81.97	8.17	20	3.01	0	A
802.11a CH 181 6855 MHz		5484	-28.26	-21.26	-7	-40.96	8.17	1.52	3.01	0	P
		5484	-36.46	-9.46	-27	-49.16	8.17	1.52	3.01	0	A
		8226	-40.84	-19.64	-21.2	-54.7	8.17	2.68	3.01	0	P
		8226	-41.75	-0.55	-41.2	-55.61	8.17	2.68	3.01	0	A
		13710	-54.24	-47.24	-7	-68.44	8.17	3.02	3.01	0	P
		20560	-56.67	-35.47	-21.2	-73.02	8.17	5.17	3.01	0	P
		39896	-39.74	-18.54	-21.2	-70.74	8.17	19.82	3.01	0	P
		39896	-50.9	-9.7	-41.2	-81.9	8.17	19.82	3.01	0	A
Remark	1. No other spurious found. 2. All results are PASS against Peak and Average limit line.										



**UNII-7 (6525-6875 MHz)
WIFI 802.11ax HE20 (Harmonic)**

WIFI Ant. 5	Note	Frequency (MHz)	Level (dBm)	Over Limit (dB)	Limit Line (dBm)	Read Level (dBm)	Antenna Gain (dBi)	Path Loss (dB)	MIMO Factor (dB)	Grounding Factor (dB)	P Avg. (P/A)
802.11ax HE20 Full CH 117 6535 MHz		8713.312	-60.46	-53.46	-7	-74.37	8.17	2.73	3.01	0	P
		13070	-63.71	-56.71	-7	-77.77	8.17	2.88	3.01	0	P
		19605	-62.31	-41.11	-21.2	-77.76	8.17	4.27	3.01	0	P
		26140	-54.97	-47.97	-7	-75.64	8.17	9.49	3.01	0	P
		39952	-38.18	-16.98	-21.2	-69.3	8.17	19.94	3.01	0	P
		39952	-51.25	-10.05	-41.2	-82.37	8.17	19.94	3.01	0	A
802.11ax HE20 Partial 26/0 CH 117 6535 MHz		8713.312	-60.43	-53.43	-7	-74.34	8.17	2.73	3.01	0	P
		13070	-60.54	-53.54	-7	-74.6	8.17	2.88	3.01	0	P
		19605	-62.75	-41.55	-21.2	-78.2	8.17	4.27	3.01	0	P
		26140	-55.49	-48.49	-7	-76.16	8.17	9.49	3.01	0	P
		39968	-38.99	-17.79	-21.2	-70.11	8.17	19.94	3.01	0	P
		39968	-49.99	-8.79	-41.2	-81.11	8.17	19.94	3.01	0	A
Remark	1. No other spurious found. 2. All results are PASS against Peak and Average limit line.										



UNII-7 (6525-6875 MHz)
WIFI 802.11ax HE40 (Harmonic)

WIFI Ant. 5	Note	Frequency (MHz)	Level (dBm)	Over Limit (dB)	Limit Line (dBm)	Read Level (dBm)	Antenna Gain (dBi)	Path Loss (dB)	MIMO Factor (dB)	Grounding Factor (dB)	P Avg. (P/A)
802.11ax HE40 Full CH 123 6565 MHz		13130	-62.19	-55.19	-7	-76.26	8.17	2.89	3.01	0	P
		19695	-62.32	-41.12	-21.2	-77.71	8.17	4.21	3.01	0	P
		26260	-52.19	-45.19	-7	-72.87	8.17	9.5	3.01	0	P
		39904	-39.61	-18.41	-21.2	-70.61	8.17	19.82	3.01	0	P
		39904	-50.56	-9.36	-41.2	-81.56	8.17	19.82	3.01	0	A
Remark	1. No other spurious found. 2. All results are PASS against Peak and Average limit line.										



UNII-7 (6525-6875 MHz)
WIFI 802.11ax HE80 (Harmonic)

Table with 12 columns: WIFI Ant. 5, Note, Frequency (MHz), Level (dBm), Over Limit (dB), Limit Line (dBm), Read Level (dBm), Antenna Gain (dBi), Path Loss (dB), MIMO Factor (dB), Grounding Factor (dB), P Avg. (P/A). Rows include test results for 802.11ax HE80 Full CH 135 6625 MHz and a Remark section.



UNII-7 (6525-6875 MHz)
WIFI 802.11ax HE160 (Harmonic)

WIFI Ant. 5	Note	Frequency (MHz)	Level (dBm)	Over Limit (dB)	Limit Line (dBm)	Read Level (dBm)	Antenna Gain (dBi)	Path Loss (dB)	MIMO Factor (dB)	Grounding Factor (dB)	P Avg. (P/A)
802.11ax HE160 Full CH 143 6665 MHz		13330	-63.97	-42.77	-21.2	-78.09	8.17	2.94	3.01	0	P
		19995	-60.91	-39.71	-21.2	-76.13	8.17	4.04	3.01	0	P
		26660	-56.51	-49.51	-7	-77.25	8.17	9.56	3.01	0	P
		39904	-39.51	-18.31	-21.2	-70.51	8.17	19.82	3.01	0	P
		39904	-51.5	-10.3	-41.2	-82.5	8.17	19.82	3.01	0	A
Remark	1. No other spurious found. 2. All results are PASS against Peak and Average limit line.										



Emission below 1GHz
WIFI 802.11ax HE160 Full (LF)

WIFI Ant. 5	Note	Frequency (MHz)	Level (dBm)	Over Limit (dB)	Limit Line (dBm)	Read Level (dBm)	Antenna Gain (dBi)	Path Loss (dB)	MIMO Factor (dB)	Grounding Factor (dB)	Peak Avg. (P/A)
802.11ax HE160 Full LF		33.51	-74.75	-19.55	-55.2	-90.78	8.15	0.17	3.01	4.7	P
		178.77	-71.86	-20.16	-51.7	-88.07	8.15	0.35	3.01	4.7	P
		243.57	-73.63	-24.43	-49.2	-89.96	8.15	0.47	3.01	4.7	P
		442.8	-73.43	-24.23	-49.2	-89.94	8.15	0.65	3.01	4.7	P
		808.2	-71.78	-22.58	-49.2	-88.57	8.15	0.93	3.01	4.7	P
	982.5	-71.21	-30.01	-41.2	-88.29	8.15	1.22	3.01	4.7	P	
Remark	1. No other spurious found. 2. All results are PASS against Peak and Average limit line.										



Note symbol

*	Fundamental Frequency which can be ignored. However, the level of any unwanted emissions shall not exceed the level of the fundamental frequency.
!	Test result is over limit line.
P/A	Peak or Average
H/V	Horizontal or Vertical



A calculation example for radiated spurious emission is shown as below:

WIFI	Note	Frequency	Level	Over	Limit	Read	Antenna	Path	MIMO	Grounding	P	Peak	Pol.
Ant.				Limit	Line	Level	Gain	Loss	Factor	Factor	Avg.	Avg.	
5		(MHz)	(dBm)	(dB)	(dBm)	(dBm)	(dBi)	(dB)	(dB)	(dB)	(P/A)	(P/A)	(H/V)
802.11a		5924.96	-9.28	-2.28	-7	-21.89	8.15	1.45	3.01	0	P	P	H
CH 002		5924.96	-38.97	-11.97	-27	-51.58	8.15	1.45	3.01	0	A	A	H
5935MHz													

1. Path Loss(dB) = Cable loss(dB) + Filter loss(dB) + Attenuator loss(dB)
2. MIMO Factor(dB) = 10 log (NANT), where NANT is the number of outputs
3. Grounding Factor(dB) = Ground reflection factor (i.e., 6 dB for f ≤ 30 MHz and 4.7 dB for 30 MHz < f ≤ 960 MHz)
4. Level(dBm) = Antenna Gain(dBi) + Path Loss(dB) + Read Level(dBm) + MIMO Factor(dB) + Grounding Factor(dB)
5. Over Limit(dB) = Level(dBm) – Limit Line(dBm)

For Peak Limit @ 5924.96MHz:

1. Level(dBm)
 - = Antenna Gain(dBi) + Path Loss(dB) + MIMO Factor(dB) + Grounding Factor(dB) + Read Level(dBm)
 - = 8.15(dBi) + 1.45(dB) – 21.89(dBm) + 3.01(dB)
 - = -9.28 (dBm)
2. Over Limit(dB)
 - = Level(dBm) – Limit Line(dBm)
 - = -9.28(dBm) + 7(dBm)
 - = -2.28(dB)

For Average Limit @ 5924.96MHz:

1. Level(dBm)
 - = Antenna Gain(dBi) + Path Loss(dB) + MIMO Factor(dB) + Grounding Factor(dB) + Read Level(dBm)
 - = 8.15(dBi) + 1.45(dB) – 51.58(dBm) + 3.01(dB)
 - = -38.97 (dBm)
2. Over Limit(dB) = Level(dBm) – Limit Line(dBm)
 - = -38.97(dBm) + 27(dBm)
 - = -11.97(dB)

Both peak and average measured complies with the limit line, so test result is “PASS”.



Appendix C. Conducted Spurious Emission Plots

Test Engineer :	Richard Qiu, Jacob Yu, Eric Chang, Ken Wu and Nick Yu	Temperature :	22.7~24.8°C
		Relative Humidity :	52~59%



<Indoor Client>

UNII-5 (5925-6425 MHz)

WIFI 802.11a (Band Edge)

WIFI	UNII-5 5925-6425 MHz Band Edge	
ANT	802.11a CH2 5935MHz	
4	CSE	Fundamental
Peak	<p>Site : TH05-HY Condition : PEAK_BE(UNII)_5E ANT GAIN+8.15 HORIZONTAL : RBW:1000.000kHz VBW:3000.000kHz</p>	<p>Site : TH05-HY Condition : PEAK(UM)_5E ANT GAIN+8.15 HORIZONTAL : RBW:1000.000kHz VBW:3000.000kHz</p>
Avg.	<p>Site : TH05-HY Condition : AVG_BE(UNII)_5E ANT GAIN+8.15 HORIZONTAL : RBW:1000.000kHz VBW:0.010kHz</p>	Left blank



WIFI	UNII-5 5925-6425 MHz Band Edge	
ANT	802.11a CH1 5955MHz	
4	CSE	Fundamental
Peak	<p>Site : TH05-HY Condition : PEAK_BE(UNII)_6E ANT GAIN+8 15 HORIZONTAL : RBW: 1000.000kHz VBW: 3000.000kHz</p>	<p>Site : TH05-HY Condition : PEAK(UNII)_6E ANT GAIN+8 15 HORIZONTAL : RBW: 1000.000kHz VBW: 3000.000kHz</p>
Avg.	<p>Site : TH05-HY Condition : AVG_BE(UNII)_6E ANT GAIN+8 15 HORIZONTAL : RBW: 1000.000kHz VBW: 0.010kHz</p>	Left blank



UNII-5 (5925-6425 MHz)

WIFI 802.11ax HE20 Full (Band Edge)

WIFI	UNII-5 5925-6425 MHz Band Edge	
ANT	802.11ax HE20 Full CH2 5935MHz	
4	CSE	Fundamental
Peak	<p>Site : THIS HY Condition : PEAK_BE(UNII)_5E ANT GAIN+8.15 HORIZONTAL : RBW:1000.000kHz VBW:3000.000kHz</p>	<p>Site : THIS HY Condition : PEAK(UNII)_5E ANT GAIN+8.15 HORIZONTAL : RBW:1000.000kHz VBW:3000.000kHz</p>
Avg.	<p>Site : THIS HY Condition : AVG_BE(UNII)_5E ANT GAIN+8.15 HORIZONTAL : RBW:1000.000kHz VBW:0.010kHz</p>	Left blank



WIFI	UNII-5 5925-6425 MHz Band Edge	
ANT	802.11ax HE20 Full CH1 5955MHz	
4	CSE	Fundamental
Peak	<p>Site : TH05-HY Condition : PEAK_BE(UNII)_6E ANT GAIN+8 15 HORIZONTAL : RBW: 1000.000kHz VBW: 3000.000kHz</p>	<p>Site : TH05-HY Condition : PEAK(UNII)_6E ANT GAIN+8 15 HORIZONTAL : RBW: 1000.000kHz VBW: 3000.000kHz</p>
Avg.	<p>Site : TH05-HY Condition : AVG_BE(UNII)_6E ANT GAIN+8 15 HORIZONTAL : RBW: 1000.000kHz VBW: 0.010kHz</p>	Left blank

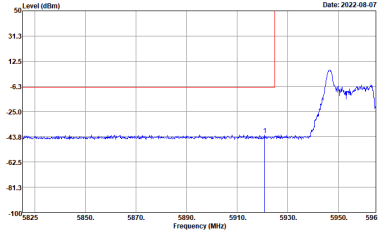
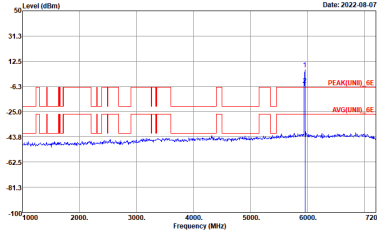
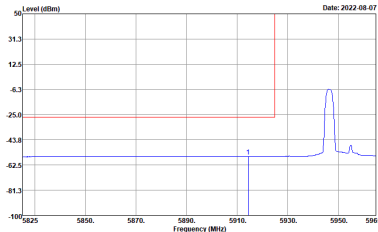


UNII-5 (5925-6425 MHz)

WIFI 802.11ax HE20 Partial 26 (Band Edge)

WIFI	UNII-5 5925-6425 MHz Band Edge	
ANT	802.11ax HE20 Partial 26/0 CH2 5935MHz	
4	CSE	Fundamental
Peak		
Avg.		Left blank



WIFI	UNII-5 5925-6425 MHz Band Edge	
ANT	802.11ax HE20 Partial 26/0 CH1 5955MHz	
4	CSE	Fundamental
Peak	 <p>Date: 2022-08-07</p> <p>Site : TH05-HY Condition : PEAK_BE(UNII)_6E ANT GAIN+8 15 HORIZONTAL : RBW: 1000.000kHz VBW: 3000.000kHz</p>	 <p>Date: 2022-08-07</p> <p>Site : TH05-HY Condition : PEAK(UNII)_6E ANT GAIN+8 15 HORIZONTAL : RBW: 1000.000kHz VBW: 3000.000kHz</p>
Avg.	 <p>Date: 2022-08-07</p> <p>Site : TH05-HY Condition : AVG_BE(UNII)_6E ANT GAIN+8 15 HORIZONTAL : RBW: 1000.000kHz VBW: 0.010kHz</p>	Left blank

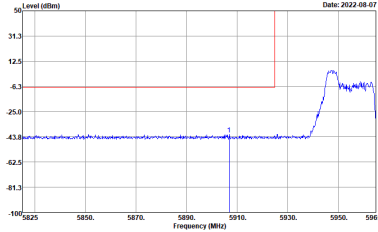
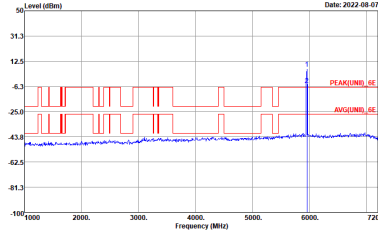
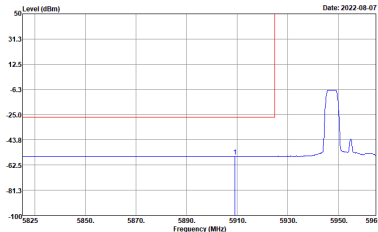


UNII-5 (5925-6425 MHz)

WIFI 802.11ax HE20 Partial 52 (Band Edge)

WIFI	UNII-5 5925-6425 MHz Band Edge	
ANT	802.11ax HE20 Partial 52/37 CH2 5935MHz	
4	CSE	Fundamental
Peak	<p>Site : TH05-HY Condition : PEAK_BE(UNII)_5E ANT GAIN+8.15 HORIZONTAL : RBW:1000.000kHz VBW:3000.000kHz</p>	<p>Site : TH05-HY Condition : PEAK(UM)_5E ANT GAIN+8.15 HORIZONTAL : RBW:1000.000kHz VBW:3000.000kHz</p>
Avg.	<p>Site : TH05-HY Condition : AVG_BE(UNII)_5E ANT GAIN+8.15 HORIZONTAL : RBW:1000.000kHz VBW:0.010kHz</p>	Left blank



WIFI	UNII-5 5925-6425 MHz Band Edge	
ANT	802.11ax HE20 Partial 52/37 CH1 5955MHz	
4	CSE	Fundamental
Peak	 <p>Date: 2022-08-07</p> <p>Site : TH05-HY Condition : PEAK_BE(UNII)_6E ANT GAIN+8 15 HORIZONTAL : RBW: 1000.000KHz VBW: 3000.000KHz</p>	 <p>Date: 2022-08-07</p> <p>Site : TH05-HY Condition : PEAK(UNII)_6E ANT GAIN+8 15 HORIZONTAL : RBW: 1000.000KHz VBW: 3000.000KHz</p>
Avg.	 <p>Date: 2022-08-07</p> <p>Site : TH05-HY Condition : AVG_BE(UNII)_6E ANT GAIN+8 15 HORIZONTAL : RBW: 1000.000KHz VBW: 0.010KHz</p>	Left blank

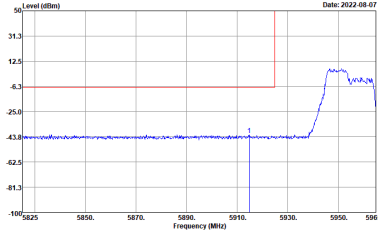
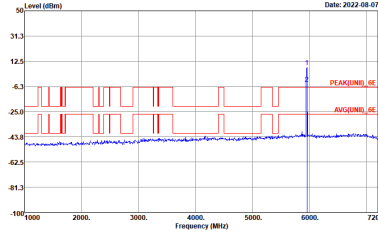
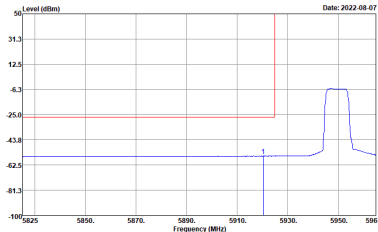


UNII-5 (5925-6425 MHz)

WIFI 802.11ax HE20 Partial 106 (Band Edge)

WIFI	UNII-5 5925-6425 MHz Band Edge	
ANT	802.11ax HE20 Partial 106/53 CH2 5935MHz	
4	CSE	Fundamental
Peak	<p>Site : THIS HY Condition : PEAK_BE(UNII)_5E ANT GAIN+8.15 HORIZONTAL : RBW: 1000.000kHz VIEW: 3000.000kHz</p>	<p>Site : THIS HY Condition : PEAK(UNII)_5E ANT GAIN+8.15 HORIZONTAL : RBW: 1000.000kHz VIEW: 3000.000kHz</p>
Avg.	<p>Site : THIS HY Condition : AVG_BE(UNII)_5E ANT GAIN+8.15 HORIZONTAL : RBW: 1000.000kHz VIEW: 0.010kHz</p>	Left blank



WIFI	UNII-5 5925-6425 MHz Band Edge	
ANT	802.11ax HE20 Partial 106/53 CH1 5955MHz	
4	CSE	Fundamental
Peak	 <p>Date: 2022-08-07</p> <p>Site : TH05-HY Condition : PEAK_BE(UNII)_6E ANT GAIN+8 15 HORIZONTAL : RBW: 1000.000kHz VBW: 3000.000kHz</p>	 <p>Date: 2022-08-07</p> <p>Site : TH05-HY Condition : PEAK(UNII)_6E ANT GAIN+8 15 HORIZONTAL : RBW: 1000.000kHz VBW: 3000.000kHz</p>
Avg.	 <p>Date: 2022-08-07</p> <p>Site : TH05-HY Condition : AVG_BE(UNII)_6E ANT GAIN+8 15 HORIZONTAL : RBW: 1000.000kHz VBW: 0.010kHz</p>	Left blank

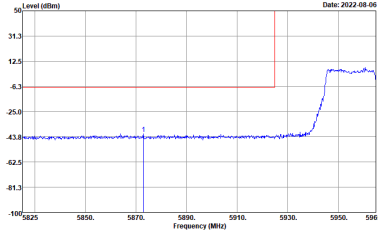
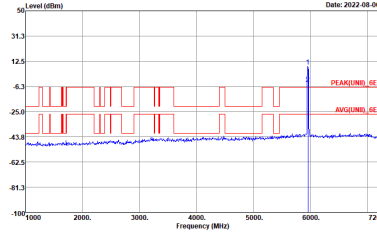
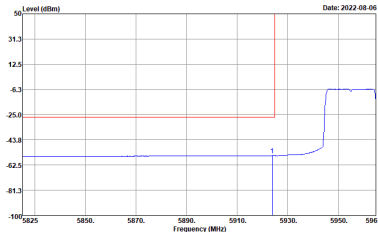


UNII-5 (5925-6425 MHz)

WIFI 802.11ax HE20 Partial 242 (Band Edge)

WIFI	UNII-5 5925-6425 MHz Band Edge	
ANT	802.11ax HE20 Partial 242/61 CH2 5935MHz	
4	CSE	Fundamental
Peak	<p>Site : THIS HY Condition : PEAK_BE(UNII)_5E ANT GAIN+8.15 HORIZONTAL : RBW:1000.000kHz VIEW:3000.000kHz</p>	<p>Site : THIS HY Condition : PEAK(UM)_5E ANT GAIN+8.15 HORIZONTAL : RBW:1000.000kHz VIEW:3000.000kHz</p>
Avg.	<p>Site : THIS HY Condition : AVG_BE(UNII)_5E ANT GAIN+8.15 HORIZONTAL : RBW:1000.000kHz VIEW:0.010kHz</p>	Left blank



WIFI	UNII-5 5925-6425 MHz Band Edge	
ANT	802.11ax HE20 Partial 242/61 CH1 5955MHz	
4	CSE	Fundamental
Peak	 <p>Site : TH05-HY Condition : PEAK_BE(UNII)_6E ANT GAIN+8 15 HORIZONTAL : RBW: 1000.000KHz VBW: 3000.000KHz</p>	 <p>Site : TH05-HY Condition : PEAK(UNII)_6E ANT GAIN+8 15 HORIZONTAL : RBW: 1000.000KHz VBW: 3000.000KHz</p>
Avg.	 <p>Site : TH05-HY Condition : AVG_BE(UNII)_6E ANT GAIN+8 15 HORIZONTAL : RBW: 1000.000KHz VBW: 0.010KHz</p>	Left blank



UNII-5 (5925-6425 MHz)

WIFI 802.11ax HE40 Full (Band Edge)

WIFI	UNII-5 5925-6425 MHz Band Edge	
ANT	802.11ax HE40 Full CH3 5965MHz	
4	CSE	Fundamental
Peak		
Avg.		Left blank



UNII-5 (5925-6425 MHz)

WIFI 802.11ax HE40 Partial 484 (Band Edge)

WIFI	UNII-5 5925-6425 MHz Band Edge	
ANT	802.11ax HE40 Partial 484/65 CH3 5965MHz	
4	CSE	Fundamental
Peak	<p>Site : THIS HY Condition : PEAK_BE(UNII)_6E ANT GAIN+8.15 HORIZONTAL : RBW:1000.000kHz VBW:3000.000kHz</p>	<p>Site : THIS HY Condition : PEAK(UM)_6E ANT GAIN+8.15 HORIZONTAL : RBW:1000.000kHz VBW:3000.000kHz</p>
Avg.	<p>Site : THIS HY Condition : AVG_BE(UNII)_6E ANT GAIN+8.15 HORIZONTAL : RBW:1000.000kHz VBW:0.010kHz</p>	Left blank



UNII-5 (5925-6425 MHz)

WIFI 802.11ax HE80 Full (Band Edge)

WIFI	UNII-5 5925-6425 MHz Band Edge	
ANT	802.11ax HE80 Full CH7 5985MHz	
4	CSE	Fundamental
Peak		
Avg.		Left blank



UNII-5 (5925-6425 MHz)

WIFI 802.11ax HE80 Partial 996 (Band Edge)

WIFI	UNII-5 5925-6425 MHz Band Edge	
ANT	802.11ax HE80 Partial 996/67 CH7 5985MHz	
4	CSE	Fundamental
Peak	<p>Site : THIS HY Condition : PEAK_BE(UNII)_6E ANT GAIN+8.15 HORIZONTAL : RBW:1000.000kHz VBW:3000.000kHz</p>	<p>Site : THIS HY Condition : PEAK(UNII)_6E ANT GAIN+8.15 HORIZONTAL : RBW:1000.000kHz VBW:3000.000kHz</p>
Avg.	<p>Site : THIS HY Condition : AVG_BE(UNII)_6E ANT GAIN+8.15 HORIZONTAL : RBW:1000.000kHz VBW:0.010kHz</p>	Left blank



UNII-5 (5925-6425 MHz)

WIFI 802.11ax HE160 Full (Band Edge)

WIFI	UNII-5 5925-6425 MHz Band Edge	
ANT	802.11ax HE160 Full CH15 6025MHz	
4	CSE	Fundamental
Peak	<p>Site : THIS HY Condition : PEAK_BE(UNII)_6E ANT GAIN+8.15 HORIZONTAL : RBW:1000.000kHz VIEW:3000.000kHz</p>	<p>Site : THIS HY Condition : PEAK(UM)_6E ANT GAIN+8.15 HORIZONTAL : RBW:1000.000kHz VIEW:3000.000kHz</p>
Avg.	<p>Site : THIS HY Condition : AVG_BE(UNII)_6E ANT GAIN+8.15 HORIZONTAL : RBW:1000.000kHz VIEW:0.010kHz</p>	Left blank



UNII-5 (5925-6425 MHz)

WIFI 802.11ax HE160 Partial 1992 (Band Edge)

WIFI	UNII-5 5925-6425 MHz Band Edge	
ANT	802.11ax HE160 Partial 1992/68 CH15 6025MHz	
4	CSE	Fundamental
Peak	<p>Site : THIS HY Condition : PEAK_BE(UNII)_6E ANT GAIN+8.15 HORIZONTAL : RBW:1000.000kHz VBW:3000.000kHz</p>	<p>Site : THIS HY Condition : PEAK(UNII)_6E ANT GAIN+8.15 HORIZONTAL : RBW:1000.000kHz VBW:3000.000kHz</p>
Avg.	<p>Site : THIS HY Condition : AVG_BE(UNII)_6E ANT GAIN+8.15 HORIZONTAL : RBW:1000.000kHz VBW:0.010kHz</p>	Left blank



UNII-5 (5925-6425 MHz)

WIFI 802.11a (Harmonic)

WIFI	UNII-5 5925-6425 MHz Harmonic	
ANT	802.11a	
4	CH01 5955MHz	CH45 6175MHz
Peak Avg.	<p>Site : TH05-HY Condition : PEAK(UNIT)_SE ANT 6AIN=8.15 HORIZONTAL : RBW=1000.000KHz VBW=3000.000KHz</p>	<p>Site : TH05-HY Condition : PEAK(UNIT)_SE ANT 6AIN=8.15 HORIZONTAL : RBW=1000.000KHz VBW=3000.000KHz</p>



WIFI	UNII-5 5925-6425 MHz Harmonic	
ANT	802.11a	
4	CH93 6415MHz	
Peak Avg.	<p>Site : TH05-HY Condition : PEAK(UNIT)_GE ANT 6ADN-8.15 HORIZONTAL : RBW:1000.000KHz, VBW:3000.000KHz</p>	Left blank



UNII-5 (5925-6425 MHz)

WIFI 802.11ax HE20 Full (Harmonic)

WIFI	UNII-5 5925-6425 MHz Harmonic	
ANT	802.11ax HE20 Full	
4	CH01 5955MHz	CH45 6175MHz
Peak Avg.	<p>Site : TH05-HY Condition : PEAK(UNII_5E ANT 6A1N=8.15 HORIZONTAL : RBW=1000.000KHz VBW=3000.000KHz</p>	<p>Site : TH05-HY Condition : PEAK(UNII_5E ANT 6A1N=8.15 HORIZONTAL : RBW=1000.000KHz VBW=3000.000KHz</p>



WIFI	UNII-5 5925-6425 MHz Harmonic	
ANT	802.11ax HE20 Full	
4	CH93 6415MHz	
Peak Avg.	<p>Site : TH05-HY Condition : PEAK(UNIT)_GE ANT 6ADN-8.15 HORIZONTAL : RBW:1000.000KHz VBW:3000.000KHz</p>	Left blank

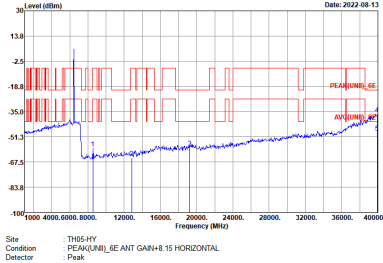


UNII-5 (5925-6425 MHz)

WIFI 802.11ax HE20 Partial 26 (Harmonic)

WIFI	UNII-5 5925-6425 MHz Harmonic	
ANT	802.11ax HE20 Partial 26	
4	Partial 26/0 CH01 5955MHz	Partial 26/4 CH45 6175MHz
Peak Avg.	<p>Site : TH05-HY Condition : PEAK(UNII)_SE ANT GAIN+8 15 HORIZONTAL Detector : Peak</p>	<p>Site : TH05-HY Condition : PEAK(UNII)_SE ANT GAIN+8 15 HORIZONTAL Detector : Peak</p>



WIFI	UNII-5 5925-6425 MHz Harmonic	
ANT	802.11ax HE20 Partial 26	
4	Partial 26/8 CH93 6415MHz	
Peak Avg.		Left blank



UNII-5 (5925-6425 MHz)

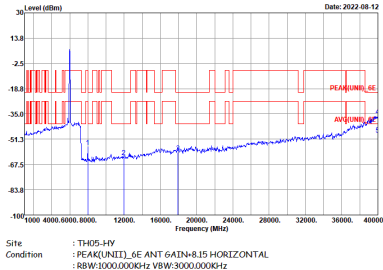
WIFI 802.11ax HE40 Full (Harmonic)

WIFI	UNII-5 5925-6425 MHz Harmonic	
ANT	802.11ax HE40 Full	
4	CH03 5965MHz	
Peak Avg.	<p>Site : TH05-HY Condition : PEAK(UNIT)_SE ANT GAIN=8.15 HORIZONTAL RBW=1000.000KHz VBW=3000.000KHz</p>	Left blank



UNII-5 (5925-6425 MHz)

WIFI 802.11ax HE80 Full (Harmonic)

WIFI	UNII-5 5925-6425 MHz Harmonic	
ANT	802.11ax HE80 Full	
4	CH07 5985MHz	
Peak Avg.	 <p>Site : TH05-HY Condition : PEAK(UNIT)_SE ANT GAIN=6.15 HORIZONTAL : RBW=1000.000KHz VBW=3000.000KHz</p>	Left blank



UNII-5 (5925-6425 MHz)

WIFI 802.11ax HE160 Full (Harmonic)

WIFI	UNII-5 5925-6425 MHz Harmonic	
ANT	802.11ax HE160 Full	
4	CH15 6025MHz	CH47 6185MHz
Peak Avg.	<p>Site : TH05-HY Condition : PEAK(UNIT)_SE ANT 6ATN=8.15 HORIZONTAL : RBW=1000.000KHz VBW=3000.000KHz</p>	<p>Site : TH05-HY Condition : PEAK(UNIT)_SE ANT 6ATN=8.15 HORIZONTAL : RBW=1000.000KHz VBW=3000.000KHz</p>



WIFI	UNII-5 5925-6425 MHz Harmonic	
ANT	802.11ax HE160 Full	
4	CH79 6345MHz	
Peak Avg.	<p>Site : TH05-HY Condition : PEAK(UNIT)_GE ANT 6ADN-8.15 HORIZONTAL : RBW:1000.000KHz VBW:3000.000KHz</p>	Left blank

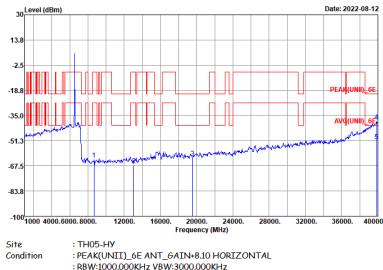


UNII-6 (6425-6525 MHz)

WIFI 802.11a (Harmonic)

WIFI	UNII-6 6425-6525 MHz Harmonic	
ANT	802.11a	
4	CH97 6435MHz	CH105 6475MHz
Peak Avg.	<p>Site : TH05-HY Condition : PEAK(UNIT)_SE ANT_6ADN-8.10 HORIZONTAL : RBW:1000.000KHz VBW:3000.000KHz</p>	<p>Site : TH05-HY Condition : PEAK(UNIT)_SE ANT_6ADN-8.10 HORIZONTAL : RBW:1000.000KHz VBW:3000.000KHz</p>

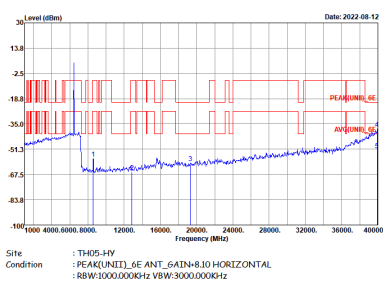


WIFI	UNII-6 6425-6525 MHz Harmonic	
ANT	802.11a	
4	CH113 6515MHz	
Peak Avg.	 <p>Site : TH05-HY Condition : PEAK(UNIT)_GE ANT_6ADN+8.10 HORIZONTAL : RBW:1000.000KHz VBW:3000.000KHz</p>	Left blank



UNII-6 (6425-6525 MHz)

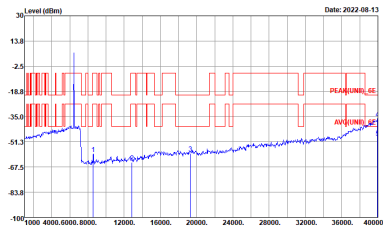
WIFI 802.11ax HE20 Full (Harmonic)

WIFI	UNII-6 6425-6525 MHz Harmonic	
ANT	802.11ax HE20 Full	
4	CH97 6435MHz	
Peak Avg.	 <p>Site : TH05-HY Condition : PEAK(UNIT)_SE ANT_6425-6525 HORIZONTAL : RBW:1000.000KHz VBW:3000.000KHz</p>	Left blank



UNII-6 (6425-6525 MHz)

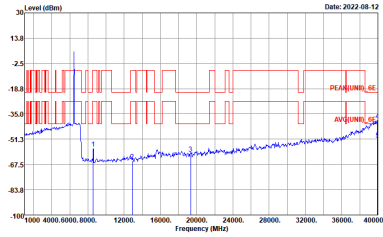
WIFI 802.11ax HE20 Partial 26 (Harmonic)

WIFI	UNII-6 6425-6525 MHz Harmonic	
ANT	802.11ax HE20 Partial 26	
4	Partial 26/4 CH97 6435MHz	
Peak Avg.	 <p>Site : THOS HY Condition : PEAK(UNII)_SE ANT_GAIN+8.10 HORIZONTAL Detector : Peak</p>	Left blank



UNII-6 (6425-6525 MHz)

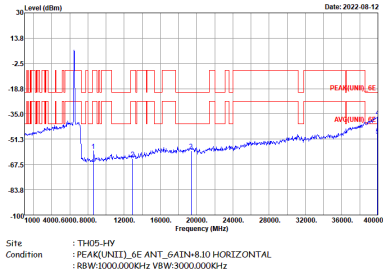
WIFI 802.11ax HE40 Full (Harmonic)

WIFI	UNII-6 6425-6525 MHz Harmonic	
ANT	802.11ax HE40 Full	
4	CH99 6445MHz	
Peak Avg.	 <p>Site : TH05-HY Condition : PEAK(UNIT)_SE ANT_6 ATN+8.10 HORIZONTAL : RBW:1000.000KHz VBW:3000.000KHz</p>	Left blank



UNII-6 (6425-6525 MHz)

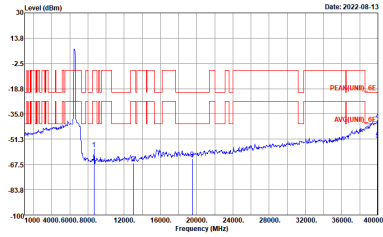
WIFI 802.11ax HE80 Full (Harmonic)

WIFI	UNII-6 6425-6525 MHz Harmonic	
ANT	802.11ax HE80 Full	
4	CH103 6465MHz	
Peak Avg.	 <p>Site : TH05-HY Condition : PEAK(UNIT)_SE ANT_6 ATN=8.10 HORIZONTAL : RBW=1000.000KHz VBW=3000.000KHz</p>	Left blank



UNII-6 (6425-6525 MHz) – Straddle Channel

WIFI 802.11ax HE160 Full (Harmonic)

WIFI	UNII-6 6425-6525 MHz Harmonic	
ANT	802.11ax HE160 Full	
4	CH111 6505MHz	
Peak Avg.	 <p>Site : TH05-HY Condition : PEAK(UNIT)_SE ANT_6 ATN+8.10 HORIZONTAL : RBW:1000.000KHz VBW:3000.000KHz</p>	Left blank



UNII-7 (6525-6875 MHz)

WIFI 802.11a (Harmonic)

WIFI	UNII-7 6525-6875 MHz Harmonic	
ANT	802.11a	
4	CH117 6535MHz	CH149 6695MHz
Peak Avg.	<p>Date: 2022-08-12</p> <p>Site : TH05-HY Condition : PEAK(UNIT)_SE ANT_6ADN-8.17 HORIZONTAL : RBW:1000.000KHz VBW:3000.000KHz</p>	<p>Date: 2022-08-12</p> <p>Site : TH05-HY Condition : PEAK(UNIT)_SE ANT_6ADN-8.17 HORIZONTAL : RBW:1000.000KHz VBW:3000.000KHz</p>



WIFI	UNII-7 6525-6875 MHz Harmonic	
ANT	802.11a	
4	CH181 6855MHz	
Peak Avg.	<p>Site : TH05-HY Condition : PEAK(UNIT)_GE ANT_6ADN-8.17 HORIZONTAL : RBW:1000.000KHz VBW:3000.000KHz</p>	Left blank



UNII-7 (6525-6875 MHz)

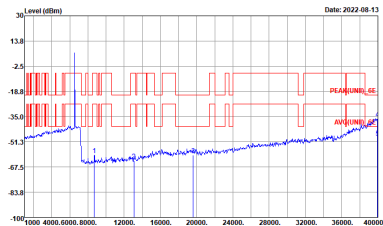
WIFI 802.11ax HE20 Full (Harmonic)

WIFI	UNII-7 6525-6875 MHz Harmonic	
ANT	802.11ax HE20 Full	
4	CH117 6535MHz	
Peak Avg.	<p>Site : TH05-HY Condition : PEAK(UNIT)_SE ANT_6ATN-8.17 HORIZONTAL : RBW:1000.000KHz VBW:3000.000KHz</p>	Left blank



UNII-7 (6525-6875 MHz)

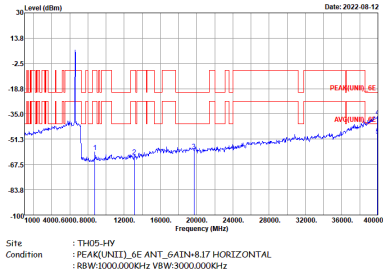
WIFI 802.11ax HE20 Partial 26 (Harmonic)

WIFI	UNII-7 6525-6875 MHz Harmonic	
ANT	802.11ax HE20 Partial 26	
4	Partial 26/4 CH117 6535MHz	
Peak Avg.	 <p>Site : TH05-HY Condition : PEAK(UNII)_SE ANT_GAIN=0.17 HORIZONTAL Detector : Peak</p>	Left blank



UNII-7 (6525-6875 MHz)

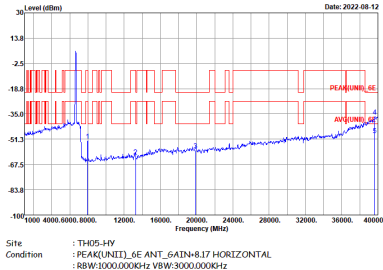
WIFI 802.11ax HE40 Full (Harmonic)

WIFI	UNII-7 6525-6875 MHz Harmonic	
ANT	802.11ax HE40 Full	
4	CH123 6565MHz	
Peak Avg.	 <p>Site : TH05-HY Condition : PEAK(UNIT)_SE ANT_6ATN-8.17 HORIZONTAL : RBW:1000.000KHz VBW:3000.000KHz</p>	Left blank



UNII-7 (6525-6875 MHz)

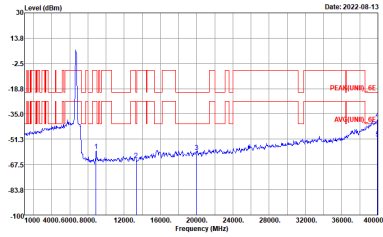
WIFI 802.11ax HE80 Full (Harmonic)

WIFI	UNII-7 6525-6875 MHz Harmonic	
ANT	802.11ax HE80 Full	
4	CH135 6625MHz	
Peak Avg.	 <p>Site : TH05-HY Condition : PEAK(UNIT)_SE ANT_6ATN-8.17 HORIZONTAL : RBW:1000.000KHz VBW:3000.000KHz</p>	Left blank



UNII-7 (6525-6875 MHz)

WIFI 802.11ax HE160 Full (Harmonic)

WIFI	UNII-7 6525-6875 MHz Harmonic	
ANT	802.11ax HE160 Full	
4	CH143 6665MHz	
Peak Avg.	 <p>Site : TH05-HY Condition : PEAK(UNIT)_SE ANT_6ATN+8.17 HORIZONTAL : RBW:1000.000KHz VBW:3000.000KHz</p>	Left blank



UNII-7 (6525-6875 MHz) – Straddle Channel

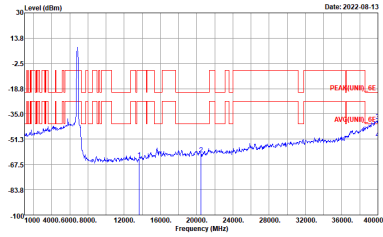
WIFI 802.11a (Harmonic)

WIFI	UNII-7 6525-6875 MHz Harmonic	
ANT	802.11a	
4	CH185 6875MHz	
Peak Avg.	<p>Site : TH05-HY Condition : PEAK(UNIT)_SE ANT_6ATN+8.17 HORIZONTAL : RBW:1000.000KHz VBW:3000.000KHz</p>	Left blank



UNII-7 (6525-6875 MHz) – Straddle Channel

WIFI 802.11ax HE160 Full (Harmonic)

WIFI	UNII-7 6525-6875 MHz Harmonic	
ANT	802.11ax HE160 Full	
4	CH175 6825MHz	
Peak Avg.	 <p>Site : TH05-HY Condition : PEAK(UNIT)_SE ANT_6ATN+8.17 HORIZONTAL : RBW:1000.000KHz VBW:3000.000KHz</p>	Left blank



UNII-8 (6875-7125 MHz)

WIFI 802.11a (Band Edge)

WIFI	UNII-8 6875-7125MHz Band Edge	
ANT	802.11a CH229 7095MHz	
4	CSE	Fundamental
Peak	<p>Site : THIS HY Condition : PEAK_BE(UNII)_8E ANT_GAIN+8.13 HORIZONTAL : RBW:1000.000kHz VBW:3000.000kHz</p>	<p>Site : THIS HY Condition : PEAK(UNII)_8E ANT_GAIN+8.13 HORIZONTAL : RBW:1000.000kHz VBW:3000.000kHz</p>
Avg.	<p>Site : THIS HY Condition : AVG_BE(UNII)_8E ANT_GAIN+8.13 HORIZONTAL : RBW:1000.000kHz VBW:0.010kHz</p>	Left blank



WIFI	UNII-8 6875-7125MHz Band Edge	
ANT	802.11a CH233 7115MHz	
4	CSE	Fundamental
Peak	<p>Site : TH05-HY Condition : PEAK_BE(UNII)_6E ANT_GAIN+8 13 HORIZONTAL : RBW: 1000.000kHz VBW: 3000.000kHz</p>	<p>Site : TH05-HY Condition : PEAK(UNII)_6E ANT_GAIN+8 13 HORIZONTAL : RBW: 1000.000kHz VBW: 3000.000kHz</p>
Avg.	<p>Site : TH05-HY Condition : AVG_BE(UNII)_6E ANT_GAIN+8 13 HORIZONTAL : RBW: 1000.000kHz VBW: 0.010kHz</p>	Left blank



UNII-8 (6875-7125 MHz)

WIFI 802.11ax HE20 Full (Band Edge)

WIFI	UNII-8 6875-7125MHz Band Edge	
ANT	802.11ax HE20 Full CH229 7095MHz	
4	CSE	Fundamental
Peak	<p>Site : TH05-HY Condition : PEAK_BE(UNII)_8E ANT_GAIN+8.13 HORIZONTAL : RBW: 1000.000kHz VBW: 3000.000kHz</p>	<p>Site : TH05-HY Condition : PEAK(UNII)_8E ANT_GAIN+8.13 HORIZONTAL : RBW: 1000.000kHz VBW: 3000.000kHz</p>
Avg.	<p>Site : TH05-HY Condition : AVG_BE(UNII)_8E ANT_GAIN+8.13 HORIZONTAL : RBW: 1000.000kHz VBW: 0.0100kHz</p>	Left blank



WIFI	UNII-8 6875-7125MHz Band Edge	
ANT	802.11ax HE20 Full CH233 7115MHz	
4	CSE	Fundamental
Peak	<p>Site : TH05-HY Condition : PEAK_BE(UNII)_6E ANT_GAIN+8 13 HORIZONTAL : RBW: 1000.000kHz VBW: 3000.000kHz</p>	<p>Site : TH05-HY Condition : PEAK(UNII)_6E ANT_GAIN+8 13 HORIZONTAL : RBW: 1000.000kHz VBW: 3000.000kHz</p>
Avg.	<p>Site : TH05-HY Condition : AVG_BE(UNII)_6E ANT_GAIN+8 13 HORIZONTAL : RBW: 1000.000kHz VBW: 0.010kHz</p>	Left blank



UNII-8 (6875-7125 MHz)

WIFI 802.11ax HE20 Partial 26 (Band Edge)

WIFI	UNII-8 6875-7125MHz Band Edge	
ANT	802.11ax HE20 Partial 26/8 CH229 7095MHz	
4	CSE	Fundamental
Peak	<p>Site : THIS HY Condition : PEAK_BE(UNII)_8E ANT_GAIN+8.13 HORIZONTAL : RBW: 1000.000kHz VBW: 3000.000kHz</p>	<p>Site : THIS HY Condition : PEAK(UNII)_8E ANT_GAIN+8.13 HORIZONTAL : RBW: 1000.000kHz VBW: 3000.000kHz</p>
Avg.	<p>Site : THIS HY Condition : AVG_BE(UNII)_8E ANT_GAIN+8.13 HORIZONTAL : RBW: 1000.000kHz VBW: 0.0100kHz</p>	Left blank



WIFI	UNII-8 6875-7125MHz Band Edge	
ANT	802.11ax HE20 Partial 26/8 CH233 7115MHz	
4	CSE	Fundamental
Peak		
Avg.		Left blank



UNII-8 (6875-7125 MHz)

WIFI 802.11ax HE20 Partial 52 (Band Edge)

WIFI	UNII-8 6875-7125MHz Band Edge	
ANT	802.11ax HE20 Partial 52/40 CH229 7095MHz	
4	CSE	Fundamental
Peak	<p>Date: 2022-08-07</p> <p>Site : TH05-HY Condition : PEAK_BE(UNII)_8E ANT_GAIN+8.13 HORIZONTAL : RBW: 1000.000kHz VIEW: 3000.000kHz</p>	<p>Date: 2022-08-07</p> <p>Site : TH05-HY Condition : PEAK(UNII)_8E ANT_GAIN+8.13 HORIZONTAL : RBW: 1000.000kHz VIEW: 3000.000kHz</p>
Avg.	<p>Date: 2022-08-07</p> <p>Site : TH05-HY Condition : AVG_BE(UNII)_8E ANT_GAIN+8.13 HORIZONTAL : RBW: 1000.000kHz VIEW: 0.0100kHz</p>	Left blank



WIFI	UNII-8 6875-7125MHz Band Edge	
ANT	802.11ax HE20 Partial 52/40 CH233 7115MHz	
4	CSE	Fundamental
Peak	<p>Site : TH05-HY Condition : PEAK_BE(UNII)_6E ANT_GAIN+8 13 HORIZONTAL : RBW: 1000.000kHz VBW: 3000.000kHz</p>	<p>Site : TH05-HY Condition : PEAK(UNII)_6E ANT_GAIN+8 13 HORIZONTAL : RBW: 1000.000kHz VBW: 3000.000kHz</p>
Avg.	<p>Site : TH05-HY Condition : AVG_BE(UNII)_6E ANT_GAIN+8 13 HORIZONTAL : RBW: 1000.000kHz VBW: 0.010kHz</p>	Left blank

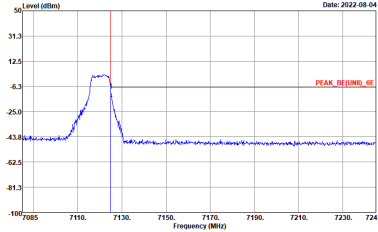
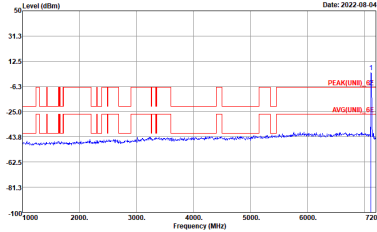
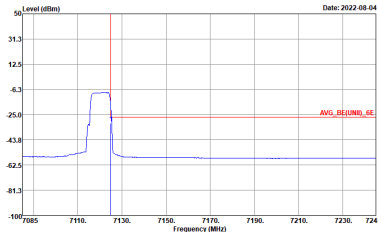


UNII-8 (6875-7125 MHz)

WIFI 802.11ax HE20 Partial 106 (Band Edge)

WIFI	UNII-8 6875-7125MHz Band Edge	
ANT	802.11ax HE20 Partial 106/54 CH229 7095MHz	
4	CSE	Fundamental
Peak	<p>Site : TH05-HY Condition : PEAK_BE(UNII)_8E ANT_GAIN+8.13 HORIZONTAL : RBW: 1000.000kHz VIEW: 3000.000kHz</p>	<p>Site : TH05-HY Condition : PEAK(UNII)_8E ANT_GAIN+8.13 HORIZONTAL : RBW: 1000.000kHz VIEW: 3000.000kHz</p>
Avg.	<p>Site : TH05-HY Condition : AVG_BE(UNII)_8E ANT_GAIN+8.13 HORIZONTAL : RBW: 1000.000kHz VIEW: 0.0100kHz</p>	Left blank



WIFI	UNII-8 6875-7125MHz Band Edge	
ANT	802.11ax HE20 Partial 106/54 CH233 7115MHz	
4	CSE	Fundamental
Peak	 <p>Date: 2022-08-04</p> <p>Level (dBm): 50, 31.3, 12.5, -4.3, -25.0, -43.8, -62.5, -81.3, -100</p> <p>Frequency (MHz): 7085, 7110, 7130, 7150, 7170, 7190, 7210, 7230, 7245</p> <p>Site Condition: : TH05-HY : PEAK_BE(UNII)_6E ANT_GAIN+8 13 HORIZONTAL : RBW: 1000.000kHz VBW: 3000.000kHz</p>	 <p>Date: 2022-08-04</p> <p>Level (dBm): 50, 31.3, 12.5, -4.3, -25.0, -43.8, -62.5, -81.3, -100</p> <p>Frequency (MHz): 1000, 2000, 3000, 4000, 5000, 6000, 7200</p> <p>Site Condition: : TH05-HY : PEAK(UNII)_6E ANT_GAIN+8 13 HORIZONTAL : RBW: 1000.000kHz VBW: 3000.000kHz</p>
Avg.	 <p>Date: 2022-08-04</p> <p>Level (dBm): 50, 31.3, 12.5, -4.3, -25.0, -43.8, -62.5, -81.3, -100</p> <p>Frequency (MHz): 7085, 7110, 7130, 7150, 7170, 7190, 7210, 7230, 7245</p> <p>Site Condition: : TH05-HY : AVG_BE(UNII)_6E ANT_GAIN+8 13 HORIZONTAL : RBW: 1000.000kHz VBW: 0.010kHz</p>	Left blank

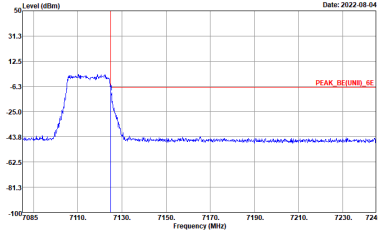
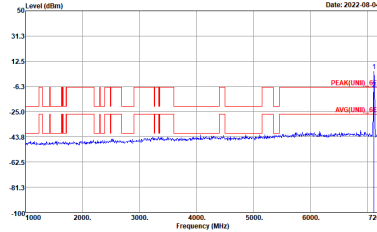
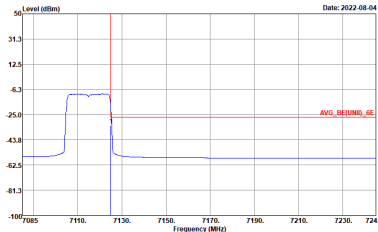


UNII-8 (6875-7125 MHz)

WIFI 802.11ax HE20 Partial 242 (Band Edge)

WIFI	UNII-8 6875-7125MHz Band Edge	
ANT	802.11ax HE20 Partial 242/61 CH229 7095MHz	
4	CSE	Fundamental
Peak	<p>Site : THIS HY Condition : PEAK_BE(UNII)_8E ANT_GAIN+8.13 HORIZONTAL : RBW: 1000.000kHz VBW: 3000.000kHz</p>	<p>Site : THIS HY Condition : PEAK(UNII)_8E ANT_GAIN+8.13 HORIZONTAL : RBW: 1000.000kHz VBW: 3000.000kHz</p>
Avg.	<p>Site : THIS HY Condition : AVG_BE(UNII)_8E ANT_GAIN+8.13 HORIZONTAL : RBW: 1000.000kHz VBW: 0.010kHz</p>	Left blank



WIFI	UNII-8 6875-7125MHz Band Edge	
ANT	802.11ax HE20 Partial 242/61 CH233 7115MHz	
4	CSE	Fundamental
Peak	 <p>Level (dBm) vs Frequency (MHz) plot for CSE Peak. The plot shows a signal peak at approximately 7115 MHz. The y-axis ranges from -100 to 50 dBm, and the x-axis ranges from 7085 to 7245 MHz. A red horizontal line indicates the peak level at approximately -4.3 dBm. The plot is dated 2022-08-04.</p> <p>Site : TH05-HY Condition : PEAK_BE(UNII)_6E ANT_GAIN+8 13 HORIZONTAL : RBW: 1000.000kHz VBW: 3000.000kHz</p>	 <p>Level (dBm) vs Frequency (MHz) plot for Fundamental Peak. The plot shows a signal peak at approximately 7115 MHz. The y-axis ranges from -100 to 50 dBm, and the x-axis ranges from 1000 to 7200 MHz. A red horizontal line indicates the peak level at approximately -4.3 dBm. The plot is dated 2022-08-04.</p> <p>Site : TH05-HY Condition : PEAK(UNII)_6E ANT_GAIN+8 13 HORIZONTAL : RBW: 1000.000kHz VBW: 3000.000kHz</p>
Avg.	 <p>Level (dBm) vs Frequency (MHz) plot for CSE Avg. The plot shows a signal peak at approximately 7115 MHz. The y-axis ranges from -100 to 50 dBm, and the x-axis ranges from 7085 to 7245 MHz. A red horizontal line indicates the average level at approximately -25.0 dBm. The plot is dated 2022-08-04.</p> <p>Site : TH05-HY Condition : AVG_BE(UNII)_6E ANT_GAIN+8 13 HORIZONTAL : RBW: 1000.000kHz VBW: 0.010kHz</p>	Left blank



UNII-8 (6875-7125 MHz)

WIFI 802.11ax HE40 Full (Band Edge)

WIFI	UNII-8 6875-7125MHz Band Edge	
ANT	802.11ax HE40 Full CH227 7085MHz	
4	CSE	Fundamental
Peak	<p>Site : TH05-HY Condition : PEAK_BE(LNB)_GE ANT_GAIN+8.13 HORIZONTAL : RBW: 1000.000kHz VBW: 3000.000kHz</p>	<p>Site : TH05-HY Condition : PEAK(LNB)_GE ANT_GAIN+8.13 HORIZONTAL : RBW: 1000.000kHz VBW: 3000.000kHz</p>
Avg.	<p>Site : TH05-HY Condition : AVG_BE(LNB)_GE ANT_GAIN+8.13 HORIZONTAL : RBW: 1000.000kHz VBW: 0.0100kHz</p>	Left blank



UNII-8 (6875-7125 MHz)

WIFI 802.11ax HE40 Partial 484 (Band Edge)

WIFI	UNII-8 6875-7125MHz Band Edge	
ANT	802.11ax HE40 Partial 484/65 CH227 7085MHz	
4	CSE	Fundamental
Peak	<p>Site : TH05-HY Condition : PEAK_BE(LN1)_6E ANT_GAIN+8.13 HORIZONTAL : RBW: 1000.000kHz VIEW: 3000.000kHz</p>	<p>Site : TH05-HY Condition : PEAK(LN1)_6E ANT_GAIN+8.13 HORIZONTAL : RBW: 1000.000kHz VIEW: 3000.000kHz</p>
Avg.	<p>Site : TH05-HY Condition : AVG_BE(LN1)_6E ANT_GAIN+8.13 HORIZONTAL : RBW: 1000.000kHz VIEW: 0.010kHz</p>	Left blank



UNII-8 (6875-7125 MHz)

WIFI 802.11ax HE80 Full (Band Edge)

WIFI	UNII-8 6875-7125MHz Band Edge	
ANT	802.11ax HE80 Full CH215 7025MHz	
4	CSE	Fundamental
Peak		
Avg.		Left blank



UNII-8 (6875-7125 MHz)

WIFI 802.11ax HE80 Partial 996 (Band Edge)

WIFI	UNII-8 6875-7125MHz Band Edge	
ANT	802.11ax HE80 Partial 996/67 CH215 7025MHz	
4	CSE	Fundamental
Peak	<p>Site : TH05-HY Condition : PEAK_BE(UNII)_8E ANT_GAIN+8.13 HORIZONTAL : RBW: 1000.000kHz : VBW: 3000.000kHz</p>	<p>Site : TH05-HY Condition : PEAK(UNII)_8E ANT_GAIN+8.13 HORIZONTAL : RBW: 1000.000kHz : VBW: 3000.000kHz</p>
Avg.	<p>Site : TH05-HY Condition : AVG_BE(UNII)_8E ANT_GAIN+8.13 HORIZONTAL : RBW: 1000.000kHz : VBW: 0.010kHz</p>	Left blank



UNII-8 (6875-7125 MHz)

WIFI 802.11ax HE160 Full (Band Edge)

WIFI	UNII-8 6875-7125MHz Band Edge	
ANT	802.11ax HE160 Full CH207 6985MHz	
4	CSE	Fundamental
Peak	<p>Level (dBm) vs Frequency (MHz) plot for CSE. The y-axis ranges from -100 to 50 dBm, and the x-axis ranges from 6905 to 7225 MHz. A sharp peak is visible at 7125 MHz, labeled 'PEAK_BE(UNII)_GE'. The plot shows a transition from approximately -10 dBm at 7000 MHz to -45 dBm at 7125 MHz.</p> <p>Site : THIS HY Condition : PEAK_BE(UNII)_GE ANT_GAIN+8.13 HORIZONTAL : RBW:1000.000kHz VBW:3000.000kHz</p>	<p>Level (dBm) vs Frequency (MHz) plot for Fundamental. The y-axis ranges from -100 to 50 dBm, and the x-axis ranges from 1000 to 7200 MHz. A sharp peak is visible at 7125 MHz, labeled 'PEAK(FUNN)_GE'. The plot shows a transition from approximately -10 dBm at 7000 MHz to -45 dBm at 7125 MHz. A secondary line labeled 'AVG(FUNN)_GE' is also present.</p> <p>Site : THIS HY Condition : PEAK(FUNN)_GE ANT_GAIN+8.13 HORIZONTAL : RBW:1000.000kHz VBW:3000.000kHz</p>
Avg.	<p>Level (dBm) vs Frequency (MHz) plot for Avg. CSE. The y-axis ranges from -100 to 50 dBm, and the x-axis ranges from 6905 to 7225 MHz. A sharp peak is visible at 7125 MHz, labeled 'AVG_BE(UNII)_GE'. The plot shows a transition from approximately -10 dBm at 7000 MHz to -45 dBm at 7125 MHz.</p> <p>Site : THIS HY Condition : AVG_BE(UNII)_GE ANT_GAIN+8.13 HORIZONTAL : RBW:1000.000kHz VBW:0.010kHz</p>	Left blank



UNII-8 (6875-7125 MHz)

WIFI 802.11ax HE160 Partial 1992 (Band Edge)

WIFI	UNII-8 6875-7125MHz Band Edge	
ANT	802.11ax HE160 Partial 1992/68 CH207 6985MHz	
4	CSE	Fundamental
Peak	<p>Site : THIS HY Condition : PEAK_BE(UNII)_8E ANT_GAIN+8.13 HORIZONTAL : RBW: 1000.000kHz VBW: 3000.000kHz</p>	<p>Site : THIS HY Condition : PEAK(UNII)_8E ANT_GAIN+8.13 HORIZONTAL : RBW: 1000.000kHz VBW: 3000.000kHz</p>
Avg.	<p>Site : THIS HY Condition : AVG_BE(UNII)_8E ANT_GAIN+8.13 HORIZONTAL : RBW: 1000.000kHz VBW: 0.0100kHz</p>	Left blank



UNII-8 (6875-7125 MHz)

WIFI 802.11a (Harmonic)

WIFI	UNII-8 6875-7125MHz Harmonic	
ANT	802.11a	
4	CH209 6995MHz	CH229 7095MHz
Peak Avg.	<p>Site : TH05-HY Condition : PEAK(UNIT)_SE ANT_6ADN-8.13 HORIZONTAL : RBW:1000.000KHz VBW:3000.000KHz</p>	<p>Site : TH05-HY Condition : PEAK(UNIT)_SE ANT_6ADN-8.13 HORIZONTAL : RBW:1000.000KHz VBW:3000.000KHz</p>



UNII-8 (6875-7125 MHz)

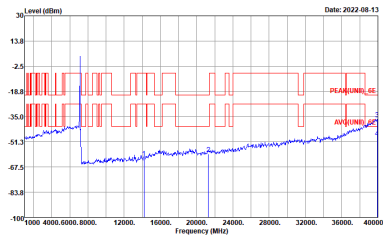
WIFI 802.11ax HE20 Full (Harmonic)

WIFI	UNII-8 6875-7125MHz Harmonic	
ANT	802.11ax HE20 Full	
4	CH229 7095MHz	
Peak Avg.	<p>Site : TH05-HY Condition : PEAK(UNIT)_SE ANT_6-ATN-8.13 HORIZONTAL RBW:1000.000KHz VBW:3000.000KHz</p>	Left blank



UNII-8 (6875-7125 MHz)

WIFI 802.11ax HE20 Partial 26 (Harmonic)

WIFI	UNII-8 6875-7125MHz Harmonic	
ANT	802.11ax HE20 Partial 26	
4	Partial 26/8 CH229 7095MHz	
Peak Avg.	 <p>Site : TH05-HY Condition : PEAK(UNII)_SE ANT_GAIN+8.13 HORIZONTAL Detector : Peak</p>	Left blank



UNII-8 (6875-7125 MHz)

WIFI 802.11ax HE40 Full (Harmonic)

WIFI	UNII-8 6875-7125MHz Harmonic	
ANT	802.11ax HE40 Full	
4	CH227 7085MHz	
Peak Avg.	<p>Site : TH05-HY Condition : PEAK(UNIT)_SE ANT_6-ATN-8.13 HORIZONTAL RBW:1000.000KHz VBW:3000.000KHz</p>	Left blank



UNII-8 (6875-7125 MHz)

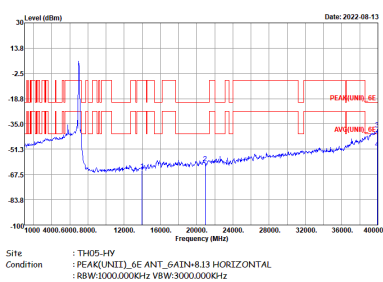
WIFI 802.11ax HE80 Full (Harmonic)

WIFI	UNII-8 6875-7125MHz Harmonic	
ANT	802.11ax HE80 Full	
4	CH215 7025MHz	
Peak Avg.	<p>Site : TH05-HY Condition : PEAK(UNIT)_SE ANT_6 ATN-8.13 HORIZONTAL RBW:1000.000KHz VBW:3000.000KHz</p>	Left blank



UNII-8 (6875-7125 MHz)

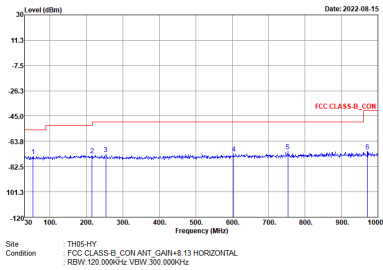
WIFI 802.11ax HE160 Full (Harmonic)

WIFI	UNII-8 6875-7125MHz Harmonic	
ANT	802.11ax HE160 Full	
4	CH207 6985MHz	
Peak Avg.		Left blank



Emission below 1GHz

WIFI 802.11ax HE160 Full LF

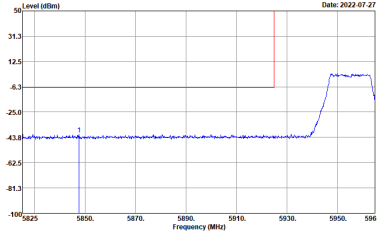
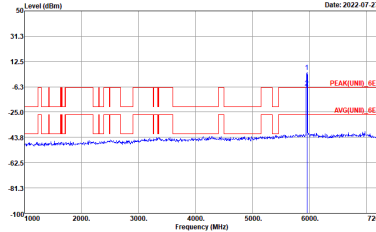
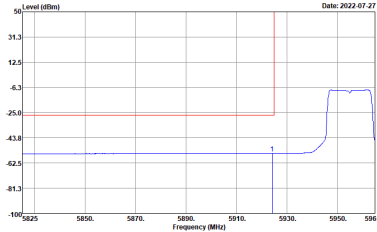
WIFI	6GHz WIFI	
ANT	WIFI 802.11ax HE160 Full LF	
4	CSE	
QP / Peak		Left blank



UNII-5 (5925-6425 MHz)
WIFI 802.11a (Band Edge)

WIFI	UNII-5 5925-6425 MHz Band Edge	
ANT	802.11a CH2 5935MHz	
5	CSE	Fundamental
Peak	<p>Site : TH05-HY Condition : PEAK_BE(UNII)_5E ANT GAIN+8.15 HORIZONTAL : RBW: 1000.000kHz VIEW: 3000.000kHz</p>	<p>Site : TH05-HY Condition : PEAK(UM)_5E ANT GAIN+8.15 HORIZONTAL : RBW: 1000.000kHz VIEW: 3000.000kHz</p>
Avg.	<p>Site : TH05-HY Condition : AVG_BE(UNII)_5E ANT GAIN+8.15 HORIZONTAL : RBW: 1000.000kHz VIEW: 0.010kHz</p>	Left blank



WIFI	UNII-5 5925-6425 MHz Band Edge	
ANT	802.11a CH1 5955MHz	
5	CSE	Fundamental
Peak	 <p>Site : TH05-HY Condition : PEAK_BE(UNII)_5E ANT GAIN+8.15 HORIZONTAL : RBW: 1000.000kHz VSW: 3000.000kHz</p>	 <p>Site : TH05-HY Condition : PEAK(UNII)_5E ANT GAIN+8.15 HORIZONTAL : RBW: 1000.000kHz VSW: 3000.000kHz</p>
Avg.	 <p>Site : TH05-HY Condition : AVG_BE(UNII)_5E ANT GAIN+8.15 HORIZONTAL : RBW: 1000.000kHz VSW: 0.010kHz</p>	Left blank

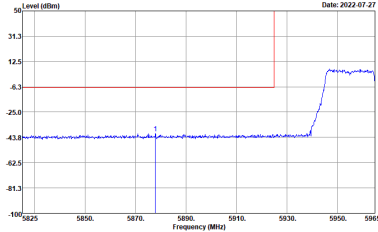
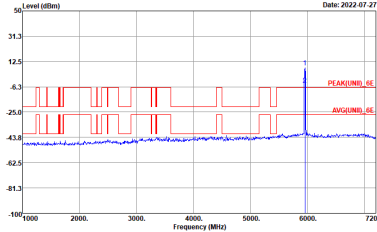
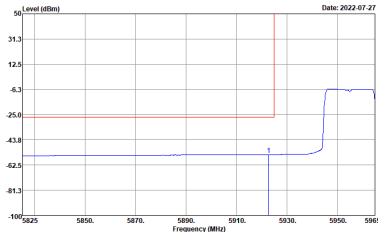


UNII-5 (5925-6425 MHz)

WIFI 802.11ax HE20 Full (Band Edge)

WIFI	UNII-5 5925-6425 MHz Band Edge	
ANT	802.11ax HE20 Full CH2 5935MHz	
5	CSE	Fundamental
Peak	<p>Site : TH05-HY Condition : PEAK_BE(UNII)_5E ANT GAIN+8.15 HORIZONTAL : RBW: 1000.000kHz VIEW: 3000.000kHz</p>	<p>Site : TH05-HY Condition : PEAK(UM)_5E ANT GAIN+8.15 HORIZONTAL : RBW: 1000.000kHz VIEW: 3000.000kHz</p>
Avg.	<p>Site : TH05-HY Condition : AVG_BE(UNII)_5E ANT GAIN+8.15 HORIZONTAL : RBW: 1000.000kHz VIEW: 0.010kHz</p>	Left blank



WIFI	UNII-5 5925-6425 MHz Band Edge	
ANT	802.11ax HE20 Full CH1 5955MHz	
5	CSE	Fundamental
Peak	 <p>Date: 2022-07-27</p> <p>Site Condition : THIS HY : PEAK_BE(UNII)_5E ANT GAIN+8.15 HORIZONTAL : RBW: 1000.000kHz VBW: 3000.000kHz</p>	 <p>Date: 2022-07-27</p> <p>Site Condition : THIS HY : PEAK(UNII)_5E ANT GAIN+8.15 HORIZONTAL : RBW: 1000.000kHz VBW: 3000.000kHz</p>
Avg.	 <p>Date: 2022-07-27</p> <p>Site Condition : THIS HY : AVG_BE(UNII)_5E ANT GAIN+8.15 HORIZONTAL : RBW: 1000.000kHz VBW: 0.010kHz</p>	Left blank

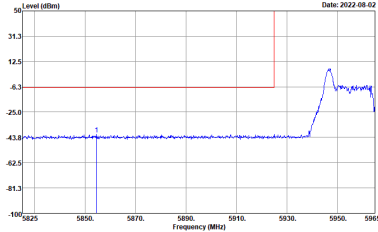
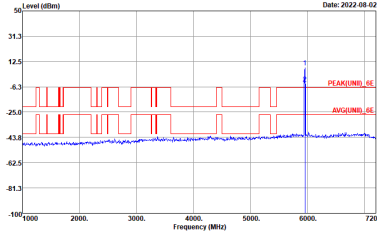
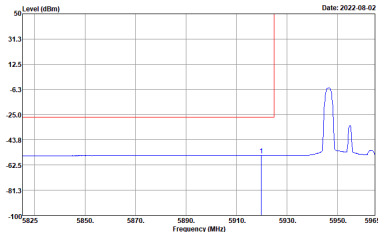


UNII-5 (5925-6425 MHz)

WIFI 802.11ax HE20 Partial 26 (Band Edge)

WIFI	UNII-5 5925-6425 MHz Band Edge	
ANT	802.11ax HE20 Partial 26/0 CH2 5935MHz	
5	CSE	Fundamental
Peak	<p>Site : TH05-HY Condition : PEAK_BE(UNII)_5E ANT GAIN+8.15 HORIZONTAL : RBW:1000.000kHz VIEW:3000.000kHz</p>	<p>Site : TH05-HY Condition : PEAK(UM)_5E ANT GAIN+8.15 HORIZONTAL : RBW:1000.000kHz VIEW:3000.000kHz</p>
Avg.	<p>Site : TH05-HY Condition : AVG_BE(UNII)_5E ANT GAIN+8.15 HORIZONTAL : RBW:1000.000kHz VIEW:0.010kHz</p>	Left blank



WIFI	UNII-5 5925-6425 MHz Band Edge	
ANT	802.11ax HE20 Partial 26/0 CH1 5955MHz	
5	CSE	Fundamental
Peak	 <p>Date: 2022-08-02</p> <p>Site Condition : TH05-HY : PEAK_BE(UNII)_5E ANT GAIN+8.15 HORIZONTAL : RBW: 1000.000kHz VBW: 3000.000kHz</p>	 <p>Date: 2022-08-02</p> <p>Site Condition : TH05-HY : PEAK(UNII)_5E ANT GAIN+8.15 HORIZONTAL : RBW: 1000.000kHz VBW: 3000.000kHz</p>
Avg.	 <p>Date: 2022-08-02</p> <p>Site Condition : TH05-HY : AVG_BE(UNII)_5E ANT GAIN+8.15 HORIZONTAL : RBW: 1000.000kHz VBW: 0.010kHz</p>	Left blank



UNII-5 (5925-6425 MHz)

WIFI 802.11ax HE20 Partial 52 (Band Edge)

WIFI	UNII-5 5925-6425 MHz Band Edge	
ANT	802.11ax HE20 Partial 52/37 CH2 5935MHz	
5	CSE	Fundamental
Peak	<p>Site : TH05-HY Condition : PEAK_BE(UNII)_5E ANT GAIN+8.15 HORIZONTAL : RBW:1000.000kHz VIEW:3000.000kHz</p>	<p>Site : TH05-HY Condition : PEAK(UM)_5E ANT GAIN+8.15 HORIZONTAL : RBW:1000.000kHz VIEW:3000.000kHz</p>
Avg.	<p>Site : TH05-HY Condition : AVG_BE(UNII)_5E ANT GAIN+8.15 HORIZONTAL : RBW:1000.000kHz VIEW:0.010kHz</p>	Left blank



WIFI	UNII-5 5925-6425 MHz Band Edge	
ANT	802.11ax HE20 Partial 52/37 CH1 5955MHz	
5	CSE	Fundamental
Peak	<p>Site : TH05-HY Condition : PEAK_BE(UNII)_5E ANT GAIN+8.15 HORIZONTAL : RBW: 1000.000kHz VSW: 3000.000kHz</p>	<p>Site : TH05-HY Condition : PEAK(UNII)_5E ANT GAIN+8.15 HORIZONTAL : RBW: 1000.000kHz VSW: 3000.000kHz</p>
Avg.	<p>Site : TH05-HY Condition : AVG_BE(UNII)_5E ANT GAIN+8.15 HORIZONTAL : RBW: 1000.000kHz VSW: 0.010kHz</p>	Left blank

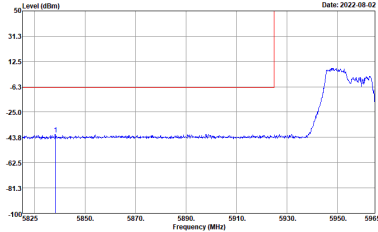
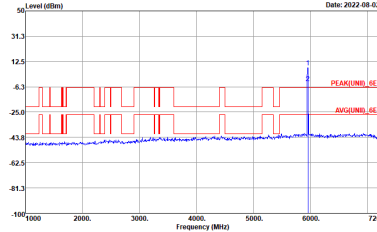
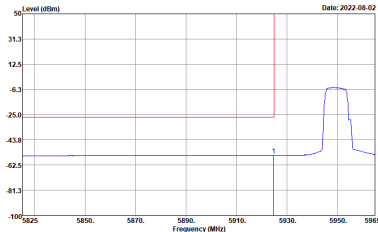


UNII-5 (5925-6425 MHz)

WIFI 802.11ax HE20 Partial 106 (Band Edge)

WIFI	UNII-5 5925-6425 MHz Band Edge	
ANT	802.11ax HE20 Partial 106/53 CH2 5935MHz	
5	CSE	Fundamental
Peak	<p>Site : TH05-HY Condition : PEAK_BE(UNII)_5E ANT GAIN+8.15 HORIZONTAL : RBW: 1000.000kHz VIEW: 3000.000kHz</p>	<p>Site : TH05-HY Condition : PEAK(UM)_5E ANT GAIN+8.15 HORIZONTAL : RBW: 1000.000kHz VIEW: 3000.000kHz</p>
Avg.	<p>Site : TH05-HY Condition : AVG_BE(UNII)_5E ANT GAIN+8.15 HORIZONTAL : RBW: 1000.000kHz VIEW: 0.010kHz</p>	Left blank



WIFI	UNII-5 5925-6425 MHz Band Edge	
ANT	802.11ax HE20 Partial 106/53 CH1 5955MHz	
5	CSE	Fundamental
Peak	 <p>Date: 2022-08-02</p> <p>Site : TH05-HY Condition : PEAK_BE(UNII)_5E ANT GAIN+8.15 HORIZONTAL : RBW: 1000.000kHz VBW: 3000.000kHz</p>	 <p>Date: 2022-08-02</p> <p>Site : TH05-HY Condition : PEAK(UNII)_5E ANT GAIN+8.15 HORIZONTAL : RBW: 1000.000kHz VBW: 3000.000kHz</p>
Avg.	 <p>Date: 2022-08-02</p> <p>Site : TH05-HY Condition : AVG_BE(UNII)_5E ANT GAIN+8.15 HORIZONTAL : RBW: 1000.000kHz VBW: 0.010kHz</p>	Left blank

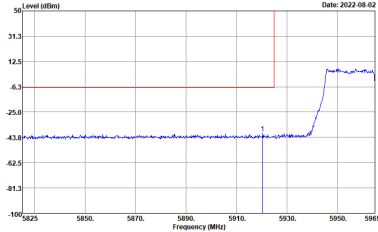
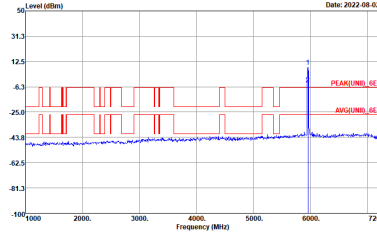
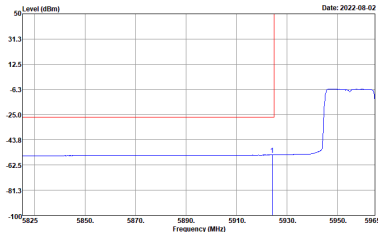


UNII-5 (5925-6425 MHz)

WIFI 802.11ax HE20 Partial 242 (Band Edge)

WIFI	UNII-5 5925-6425 MHz Band Edge	
ANT	802.11ax HE20 Partial 242/61 CH2 5935MHz	
5	CSE	Fundamental
Peak	<p>Site : TH05-HY Condition : PEAK_BE(UNII)_5E ANT GAIN+8.15 HORIZONTAL : RBW: 1000.000kHz VIEW: 3000.000kHz</p>	<p>Site : TH05-HY Condition : PEAK(UM)_5E ANT GAIN+8.15 HORIZONTAL : RBW: 1000.000kHz VIEW: 3000.000kHz</p>
Avg.	<p>Site : TH05-HY Condition : AVG_BE(UNII)_5E ANT GAIN+8.15 HORIZONTAL : RBW: 1000.000kHz VIEW: 0.0100kHz</p>	Left blank



WIFI	UNII-5 5925-6425 MHz Band Edge	
ANT	802.11ax HE20 Partial 242/61 CH1 5955MHz	
5	CSE	Fundamental
Peak	 <p>Date: 2022-08-02</p> <p>Site : TH05-HY Condition : PEAK_BE(UNII)_5E ANT GAIN+8.15 HORIZONTAL : RBW: 1000.000kHz VBW: 3000.000kHz</p>	 <p>Date: 2022-08-02</p> <p>Site : TH05-HY Condition : PEAK(UNII)_5E ANT GAIN+8.15 HORIZONTAL : RBW: 1000.000kHz VBW: 3000.000kHz</p>
Avg.	 <p>Date: 2022-08-02</p> <p>Site : TH05-HY Condition : AVG_BE(UNII)_5E ANT GAIN+8.15 HORIZONTAL : RBW: 1000.000kHz VBW: 0.010kHz</p>	Left blank



UNII-5 (5925-6425 MHz)

WIFI 802.11ax HE40 Full (Band Edge)

WIFI	UNII-5 5925-6425 MHz Band Edge	
ANT	802.11ax HE40 Full CH3 5965MHz	
5	CSE	Fundamental
Peak	<p>Site : TH05-HY Condition : PEAK_BE(UNII)_5E ANT GAIN+8.15 HORIZONTAL : RBW: 1000.000kHz VIEW: 3000.000kHz</p>	<p>Site : TH05-HY Condition : PEAK(UNII)_5E ANT GAIN+8.15 HORIZONTAL : RBW: 1000.000kHz VIEW: 3000.000kHz</p>
Avg.	<p>Site : TH05-HY Condition : AVG_BE(UNII)_5E ANT GAIN+8.15 HORIZONTAL : RBW: 1000.000kHz VIEW: 0.010kHz</p>	Left blank



UNII-5 (5925-6425 MHz)

WIFI 802.11ax HE40 Partial 484 (Band Edge)

WIFI	UNII-5 5925-6425 MHz Band Edge	
ANT	802.11ax HE40 Partial 484/65 CH3 5965MHz	
5	CSE	Fundamental
Peak	<p>Site : TH05-HY Condition : PEAK_BE(UNII)_6E ANT GAIN+8.15 HORIZONTAL : RBW:1000.000kHz VIEW:3000.000kHz</p>	<p>Site : TH05-HY Condition : PEAK(UNII)_6E ANT GAIN+8.15 HORIZONTAL : RBW:1000.000kHz VIEW:3000.000kHz</p>
Avg.	<p>Site : TH05-HY Condition : AVG_BE(UNII)_6E ANT GAIN+8.15 HORIZONTAL : RBW:1000.000kHz VIEW:0.010kHz</p>	Left blank



UNII-5 (5925-6425 MHz)

WIFI 802.11ax HE80 Full (Band Edge)

WIFI	UNII-5 5925-6425 MHz Band Edge	
ANT	802.11ax HE80 Full CH7 5985MHz	
5	CSE	Fundamental
Peak	<p>Date: 2022-07-27</p> <p>Site : TH05-HY Condition : PEAK_BE(UNII)_5E ANT GAIN+8.15 HORIZONTAL : RBW: 1000.000kHz VIEW: 3000.000kHz</p>	<p>Date: 2022-07-27</p> <p>Site : TH05-HY Condition : PEAK(UNII)_5E ANT GAIN+8.15 HORIZONTAL : RBW: 1000.000kHz VIEW: 3000.000kHz</p>
Avg.	<p>Date: 2022-07-27</p> <p>Site : TH05-HY Condition : AVG_BE(UNII)_5E ANT GAIN+8.15 HORIZONTAL : RBW: 1000.000kHz VIEW: 0.0100kHz</p>	Left blank



UNII-5 (5925-6425 MHz)

WIFI 802.11ax HE80 Partial 996 (Band Edge)

WIFI	UNII-5 5925-6425 MHz Band Edge	
ANT	802.11ax HE80 Partial 996/67 CH7 5985MHz	
5	CSE	Fundamental
Peak		
Avg.		Left blank



UNII-5 (5925-6425 MHz)

WIFI 802.11ax HE160 Full (Band Edge)

WIFI	UNII-5 5925-6425 MHz Band Edge	
ANT	802.11ax HE160 Full CH15 6025MHz	
5	CSE	Fundamental
Peak	<p>Site : TH05-HY Condition : PEAK_BE(UNII)_5E ANT GAIN+8.15 HORIZONTAL : RBW: 1000.000kHz VIEW: 3000.000kHz</p>	<p>Site : TH05-HY Condition : PEAK(UNII)_5E ANT GAIN+8.15 HORIZONTAL : RBW: 1000.000kHz VIEW: 3000.000kHz</p>
Avg.	<p>Site : TH05-HY Condition : AVG_BE(UNII)_5E ANT GAIN+8.15 HORIZONTAL : RBW: 1000.000kHz VIEW: 0.010kHz</p>	Left blank



UNII-5 (5925-6425 MHz)

WIFI 802.11ax HE160 Partial 1992 (Band Edge)

WIFI	UNII-5 5925-6425 MHz Band Edge	
ANT	802.11ax HE160 Partial 1992/68 CH15 6025MHz	
5	CSE	Fundamental
Peak	<p>Site : TH05-HY Condition : PEAK_BE(UNII)_5E ANT GAIN+8.15 HORIZONTAL : RBW:1000.000kHz VIEW:3000.000kHz</p>	<p>Site : TH05-HY Condition : PEAK(UNII)_5E ANT GAIN+8.15 HORIZONTAL : RBW:1000.000kHz VIEW:3000.000kHz</p>
Avg.	<p>Site : TH05-HY Condition : AVG_BE(UNII)_5E ANT GAIN+8.15 HORIZONTAL : RBW:1000.000kHz VIEW:0.010kHz</p>	Left blank

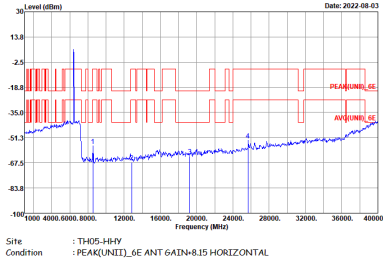


UNII-5 (5925-6425 MHz)

WIFI 802.11a (Harmonic)

WIFI	UNII-5 5925-6425 MHz Harmonic	
ANT	802.11a	
5	CH01 5955MHz	CH45 6175MHz
Peak Avg.	<p>Site : TH05-HH-Y Condition : PEAK(UNII_5E ANT 6AIN+8.15 HORIZONTAL)</p>	<p>Site : TH05-HH-Y Condition : PEAK(UNII_5E ANT 6AIN+8.15 HORIZONTAL)</p>



WIFI	UNII-5 5925-6425 MHz Harmonic	
ANT	802.11a	
5	CH93 6415MHz	
Peak Avg.	 <p>Site : TH05-HH-FY Condition : PEAK(UNII_0E ANT 6A1N+8.15 HORIZONTAL)</p>	Left blank

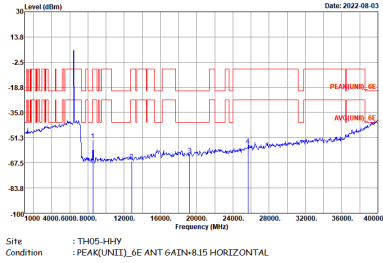


UNII-5 (5925-6425 MHz)

WIFI 802.11ax HE20 Full (Harmonic)

WIFI	UNII-5 5925-6425 MHz Harmonic	
ANT	802.11ax HE20 Full	
5	CH01 5955MHz	CH45 6175MHz
Peak Avg.	<p>Site : TH05-HH-Y Condition : PEAK(UNII_0E ANT 6AIN+8.15 HORIZONTAL</p>	<p>Site : TH05-HH-Y Condition : PEAK(UNII_0E ANT 6AIN+8.15 HORIZONTAL</p>



WIFI	UNII-5 5925-6425 MHz Harmonic	
ANT	802.11ax HE20 Full	
5	CH93 6415MHz	
Peak Avg.	 <p>Site : TH05-HH-Y Condition : PEAK(UNII_0E ANT 6A1N+8.15 HORIZONTAL)</p>	Left blank



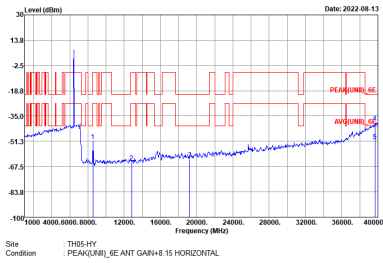
UNII-5 (5925-6425 MHz)

WIFI 802.11ax HE20 Partial 26 (Harmonic)

WIFI	UNII-5 5925-6425 MHz Harmonic	
ANT	802.11ax HE20 Partial 26	
5	Partial 26/0 CH01 5955MHz	Partial 26/4 CH45 6175MHz
Peak Avg.	<p>Site : THIS-HY Condition : PEAK(UNII)_EE ANT GAIN=8.15 HORIZONTAL</p>	<p>Site : THIS-HY Condition : PEAK(UNII)_EE ANT GAIN=8.15 HORIZONTAL</p>

Remark: The unwanted signal of mark #1 in plot falls within the non-restricted band and meet the requirements of 15.407 (b) (6) and 15.35 (b).

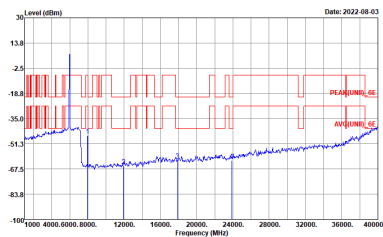


WIFI	UNII-5 5925-6425 MHz Harmonic	
ANT	802.11ax HE20 Partial 26	
5	Partial 26/8 CH93 6415MHz	
Peak Avg.	 <p>Site : THIS-HY Condition : PEAK(UNII_5E ANT GAIN+3.15 HORIZONTAL)</p>	Left blank



UNII-5 (5925-6425 MHz)

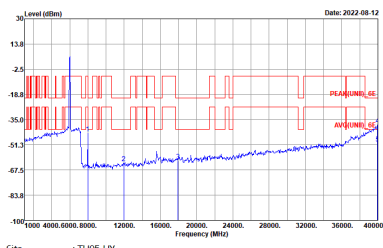
WIFI 802.11ax HE40 Full (Harmonic)

WIFI	UNII-5 5925-6425 MHz Harmonic	
ANT	802.11ax HE40 Full	
5	CH03 5965MHz	
Peak Avg.	 <p>Site : TH05-HH-Y Condition : PEAK(UNII)_6E ANT 6AIN+8.15 HORIZONTAL</p>	Left blank



UNII-5 (5925-6425 MHz)

WIFI 802.11ax HE80 Full (Harmonic)

WIFI	UNII-5 5925-6425 MHz Harmonic	
ANT	802.11ax HE80 Full	
5	CH07 5985MHz	
Peak Avg.	 <p>Site : TH05-HY Condition : PEAK(UNII)_6E ANT 6AIN+8.15 HORIZONTAL</p>	Left blank



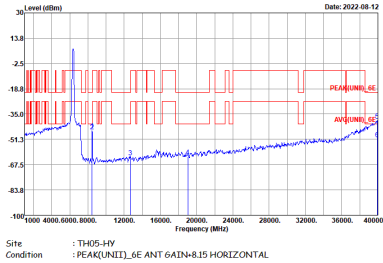
UNII-5 (5925-6425 MHz)

WIFI 802.11ax HE160 Full (Harmonic)

WIFI	UNII-5 5925-6425 MHz Harmonic	
ANT	802.11ax HE160 Full	
5	CH15 6025MHz	CH47 6185MHz
Peak Avg.	<p>Site : TH05-HY Condition : PEAK(UNII_0E ANT 6AIN+8.15 HORIZONTAL)</p>	<p>Site : TH05-HY Condition : PEAK(UNII_0E ANT 6AIN+8.15 HORIZONTAL)</p>

Remark: The unwanted emission of CH15 was verified and passed by radiated measurement, please refer appendix G1 & G2.

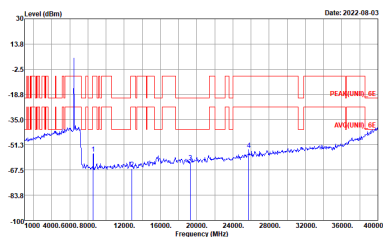
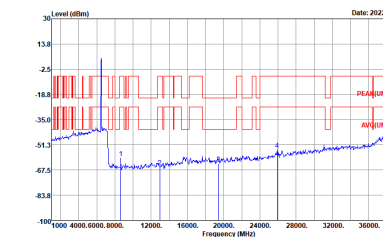


WIFI	UNII-5 5925-6425 MHz Harmonic	
ANT	802.11ax HE160 Full	
5	CH79 6345MHz	
Peak Avg.	 <p>Date: 2022-08-12</p> <p>Site : TH05-HY Condition : PEAK(UNII)_6E ANT 6AIN+8.15 HORIZONTAL</p>	Left blank

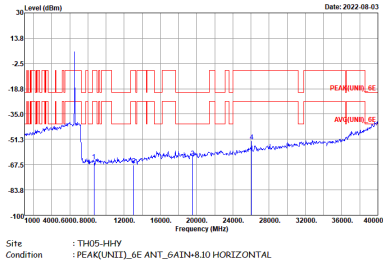


UNII-6 (6425-6525 MHz)

WIFI 802.11a (Harmonic)

WIFI	UNII-6 6425-6525 MHz Harmonic	
ANT	802.11a	
5	CH97 6435MHz	CH105 6475MHz
Peak Avg.	 <p>Site : TH05-HH-Y Condition : PEAK(UNII_6E ANT_GAIN=8.10 HORIZONTAL)</p>	 <p>Site : TH05-HH-Y Condition : PEAK(UNII_6E ANT_GAIN=8.10 HORIZONTAL)</p>

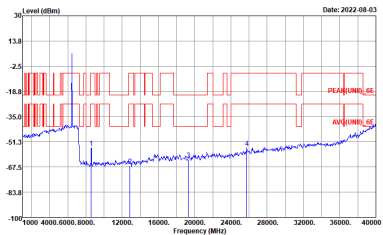


WIFI	UNII-6 6425-6525 MHz Harmonic	
ANT	802.11a	
5	CH113 6515MHz	
Peak Avg.	 <p>Site : TH05-HHY Condition : PEAK(UNII_6E ANT_GAIN+8.10 HORIZONTAL)</p>	Left blank



UNII-6 (6425-6525 MHz)

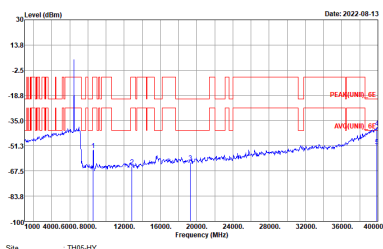
WIFI 802.11ax HE20 Full (Harmonic)

WIFI	UNII-6 6425-6525 MHz Harmonic	
ANT	802.11ax HE20 Full	
5	CH97 6435MHz	
Peak Avg.	 <p>Site : TH05-HH-Y Condition : PEAK(UNII_6 ANT_6AIN+8.10 HORIZONTAL</p>	Left blank



UNII-6 (6425-6525 MHz)

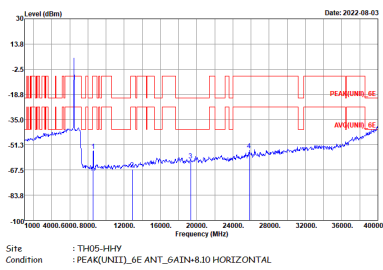
WIFI 802.11ax HE20 Partial 26 (Harmonic)

WIFI	UNII-6 6425-6525 MHz Harmonic	
ANT	802.11ax HE20 Partial 26	
5	Partial 26/4 CH97 6435MHz	
Peak Avg.	 <p>Site : THIS HY Condition : PEAK(LNII)_SE ANT_GARH+8.10 HORIZONTAL</p>	Left blank



UNII-6 (6425-6525 MHz)

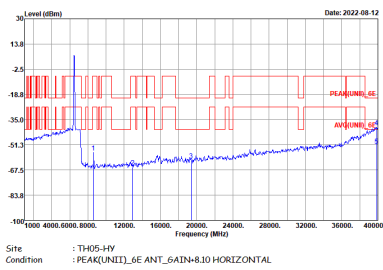
WIFI 802.11ax HE40 Full (Harmonic)

WIFI	UNII-6 6425-6525 MHz Harmonic	
ANT	802.11ax HE40 Full	
5	CH99 6445MHz	
Peak Avg.	 <p>Site : TH05-HH-Y Condition : PEAK(UNII_6E ANT_GAIN=8.10 HORIZONTAL)</p>	Left blank



UNII-6 (6425-6525 MHz)

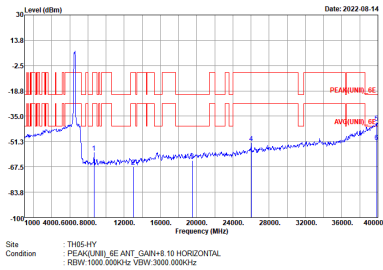
WIFI 802.11ax HE80 Full (Harmonic)

WIFI	UNII-6 6425-6525 MHz Harmonic	
ANT	802.11ax HE80 Full	
5	CH103 6465MHz	
Peak Avg.	 <p>Site : TH05-HY Condition : PEAK(UNII_6E ANT_6AIN+8.10 HORIZONTAL)</p>	Left blank



UNII-6 (6425-6525 MHz) – Straddle Channel

WIFI 802.11ax HE160 Full (Harmonic)

WIFI	UNII-6 6425-6525 MHz Harmonic	
ANT	802.11ax HE160 Full	
5	CH111 6505MHz	
Peak Avg.	 <p>Site : TH05-HY Condition : PEAK (UNII_6E) ANT_GAIN=10 HORIZONTAL : RBW: 1000.0000Hz VBW: 3000.0000Hz</p>	Left blank

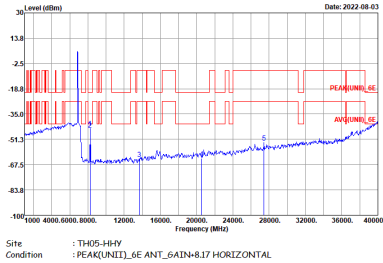


UNII-7 (6525-6875 MHz)

WIFI 802.11a (Harmonic)

WIFI	UNII-7 6525-6875 MHz Harmonic	
ANT	802.11a	
5	CH117 6535MHz	CH149 6695MHz
Peak Avg.	<p>Site : TH05-HH-Y Condition : PEAK(UNII_6E ANT_GAIN+8.17 HORIZONTAL</p>	<p>Site : TH05-HH-Y Condition : PEAK(UNII_6E ANT_GAIN+8.17 HORIZONTAL</p>

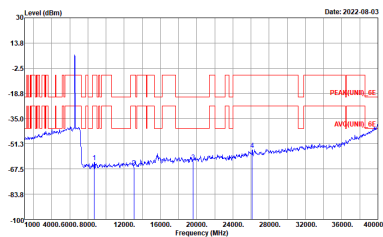


WIFI	UNII-7 6525-6875 MHz Harmonic	
ANT	802.11a	
5	CH181 6855MHz	
Peak Avg.	 <p>Site : TH05-HHY Condition : PEAK(UNII_6E ANT_GAIN=8.17 HORIZONTAL)</p>	Left blank



UNII-7 (6525-6875 MHz)

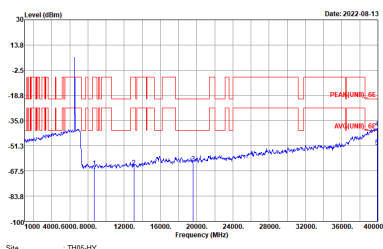
WIFI 802.11ax HE20 Full (Harmonic)

WIFI	UNII-7 6525-6875 MHz Harmonic	
ANT	802.11ax HE20 Full	
5	CH117 6535MHz	
Peak Avg.	 <p>Site : TH05-HH-Y Condition : PEAK(UNII_6E ANT_6AIN+8.17 HORIZONTAL)</p>	Left blank



UNII-7 (6525-6875 MHz)

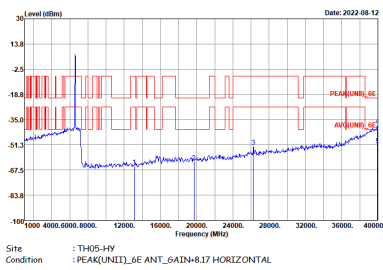
WIFI 802.11ax HE20 Partial 26 (Harmonic)

WIFI	UNII-7 6525-6875 MHz Harmonic	
ANT	802.11ax HE20 Partial 26	
5	Partial 26/4 CH117 6535MHz	
Peak Avg.	 <p>Site : THIS HY Condition : PEAK(LNII)_SE ANT_GARH+8.17 HORIZONTAL</p>	Left blank



UNII-7 (6525-6875 MHz)

WIFI 802.11ax HE40 Full (Harmonic)

WIFI	UNII-7 6525-6875 MHz Harmonic	
ANT	802.11ax HE40 Full	
5	CH123 6565MHz	
Peak Avg.	 <p>Site : TH05-HY Condition : PEAK(UNII)_6E ANT_6AIN+8.17 HORIZONTAL</p>	Left blank



UNII-7 (6525-6875 MHz)

WIFI 802.11ax HE80 Full (Harmonic)

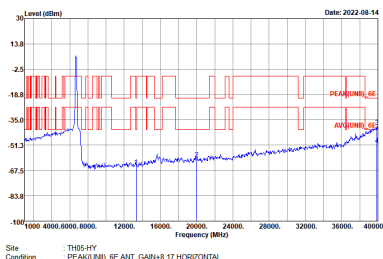
WIFI	UNII-7 6525-6875 MHz Harmonic	
ANT	802.11ax HE80 Full	
5	CH135 6625MHz	
Peak Avg.	<p>Site : TH05-HY Condition : PEAK(UNII_6E ANT_GAIN=8.17 HORIZONTAL)</p>	Left blank

Remark: The unwanted signal of mark #1 in plot falls within the non-restricted band and meet the requirements of 15.407 (b) (6) and 15.35 (b).



UNII-7 (6525-6875 MHz)

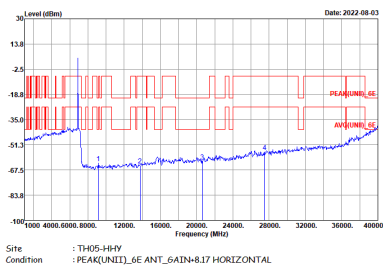
WIFI 802.11ax HE160 Full (Harmonic)

WIFI	UNII-7 6525-6875 MHz Harmonic	
ANT	802.11ax HE160 Full	
5	CH143 6665MHz	
Peak Avg.		Left blank



UNII-7 (6525-6875 MHz) – Straddle Channel

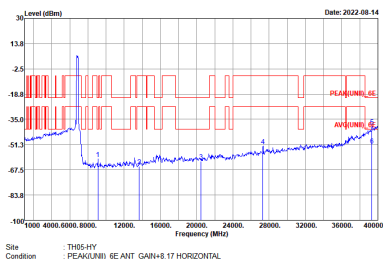
WIFI 802.11a (Harmonic)

WIFI	UNII-7 6525-6875 MHz Harmonic	
ANT	802.11a	
5	CH185 6875MHz	
Peak Avg.		Left blank



UNII-7 (6525-6875 MHz) – Straddle Channel

WIFI 802.11ax HE160 Full (Harmonic)

WIFI	UNII-7 6525-6875 MHz Harmonic	
ANT	802.11ax HE160 Full	
5	CH175 6825MHz	
Peak Avg.		Left blank



UNII-8 (6875-7125 MHz)

WIFI 802.11a (Band Edge)

WIFI	UNII-8 6875-7125MHz Band Edge	
ANT	802.11a CH229 7095MHz	
5	CSE	Fundamental
Peak	<p>Site : TH05-HY Condition : PEAK_BE(UNII)_8E ANT_GAIN+8.13 HORIZONTAL : RBW:1000.000kHz VIEW:3000.000kHz</p>	<p>Site : TH05-HY Condition : PEAK(UNII)_8E ANT_GAIN+8.13 HORIZONTAL : RBW:1000.000kHz VIEW:3000.000kHz</p>
Avg.	<p>Site : TH05-HY Condition : AVG_BE(UNII)_8E ANT_GAIN+8.13 HORIZONTAL : RBW:1000.000kHz VIEW:0.0100kHz</p>	Left blank



WIFI	UNII-8 6875-7125MHz Band Edge	
ANT	802.11a CH233 7115MHz	
5	CSE	Fundamental
Peak	<p>Site : TH05-HY Condition : PEAK_BE(UNII_8E ANT_GAIN+8.13 HORIZONTAL : RBW: 1000.000kHz VBW: 3000.000kHz</p>	<p>Site : TH05-HY Condition : PEAK(FUNDI_8E ANT_GAIN+8.13 HORIZONTAL : RBW: 1000.000kHz VBW: 3000.000kHz</p>
Avg.	<p>Site : TH05-HY Condition : AVG_BE(UNII_8E ANT_GAIN+8.13 HORIZONTAL : RBW: 1000.000kHz VBW: 0.010kHz</p>	Left blank



UNII-8 (6875-7125 MHz)

WIFI 802.11ax HE20 Full (Band Edge)

WIFI	UNII-8 6875-7125MHz Band Edge	
ANT	802.11ax HE20 Full CH229 7095MHz	
5	CSE	Fundamental
Peak	<p>Site : TH05-HY Condition : PEAK_BE(UNII)_8E ANT_GAIN+8.13 HORIZONTAL : RBW: 1000.000kHz VIEW: 3000.000kHz</p>	<p>Site : TH05-HY Condition : PEAK(UNII)_8E ANT_GAIN+8.13 HORIZONTAL : RBW: 1000.000kHz VIEW: 3000.000kHz</p>
Avg.	<p>Site : TH05-HY Condition : AVG_BE(UNII)_8E ANT_GAIN+8.13 HORIZONTAL : RBW: 1000.000kHz VIEW: 0.0100kHz</p>	Left blank



WIFI	UNII-8 6875-7125MHz Band Edge	
ANT	802.11ax HE20 Full CH233 7115MHz	
5	CSE	Fundamental
Peak		
Avg.		Left blank



UNII-8 (6875-7125 MHz)

WIFI 802.11ax HE20 Partial 26 (Band Edge)

WIFI	UNII-8 6875-7125MHz Band Edge	
ANT	802.11ax HE20 Partial 26/8 CH229 7095MHz	
5	CSE	Fundamental
Peak		
Avg.		Left blank



WIFI	UNII-8 6875-7125MHz Band Edge	
ANT	802.11ax HE20 Partial 26/8 CH233 7115MHz	
5	CSE	Fundamental
Peak		
Avg.		Left blank



UNII-8 (6875-7125 MHz)

WIFI 802.11ax HE20 Partial 52 (Band Edge)

WIFI	UNII-8 6875-7125MHz Band Edge	
ANT	802.11ax HE20 Partial 52/40 CH229 7095MHz	
5	CSE	Fundamental
Peak		
Avg.		Left blank



WIFI	UNII-8 6875-7125MHz Band Edge	
ANT	802.11ax HE20 Partial 52/40 CH233 7115MHz	
5	CSE	Fundamental
Peak		
Avg.		Left blank



UNII-8 (6875-7125 MHz)

WIFI 802.11ax HE20 Partial 106 (Band Edge)

WIFI	UNII-8 6875-7125MHz Band Edge	
ANT	802.11ax HE20 Partial 106/54 CH229 7095MHz	
5	CSE	Fundamental
Peak	<p>Site : TH05-HY Condition : PEAK_BE(UNII)_8E ANT_GAIN+8.13 HORIZONTAL : RBW: 1000.000kHz VIEW: 3000.000kHz</p>	<p>Site : TH05-HY Condition : PEAK(UNII)_8E ANT_GAIN+8.13 HORIZONTAL : RBW: 1000.000kHz VIEW: 3000.000kHz</p>
Avg.	<p>Site : TH05-HY Condition : AVG_BE(UNII)_8E ANT_GAIN+8.13 HORIZONTAL : RBW: 1000.000kHz VIEW: 0.0100kHz</p>	Left blank



WIFI	UNII-8 6875-7125MHz Band Edge	
ANT	802.11ax HE20 Partial 106/54 CH233 7115MHz	
5	CSE	Fundamental
Peak	<p>Site Condition : TH05-HY : PEAK_BE(UNII)_8E ANT_GAIN+8.13 HORIZONTAL : RBW: 1000.000kHz VBW: 3000.000kHz</p>	<p>Site Condition : TH05-HY : PEAK(UNII)_8E ANT_GAIN+8.13 HORIZONTAL : RBW: 1000.000kHz VBW: 3000.000kHz</p>
Avg.	<p>Site Condition : TH05-HY : AVG_BE(UNII)_8E ANT_GAIN+8.13 HORIZONTAL : RBW: 1000.000kHz VBW: 0.010kHz</p>	Left blank



UNII-8 (6875-7125 MHz)

WIFI 802.11ax HE20 Partial 242 (Band Edge)

WIFI	UNII-8 6875-7125MHz Band Edge	
ANT	802.11ax HE20 Partial 242/61 CH229 7095MHz	
5	CSE	Fundamental
Peak	<p>Site : TH05-HY Condition : PEAK_BE(UNII)_8E ANT_GAIN+8.13 HORIZONTAL : RBW: 1000.000kHz VIEW: 3000.000kHz</p>	<p>Site : TH05-HY Condition : PEAK(UNII)_8E ANT_GAIN+8.13 HORIZONTAL : RBW: 1000.000kHz VIEW: 3000.000kHz</p>
Avg.	<p>Site : TH05-HY Condition : AVG_BE(UNII)_8E ANT_GAIN+8.13 HORIZONTAL : RBW: 1000.000kHz VIEW: 0.0100kHz</p>	Left blank



WIFI	UNII-8 6875-7125MHz Band Edge	
ANT	802.11ax HE20 Partial 242/61 CH233 7115MHz	
5	CSE	Fundamental
Peak	<p>Site : TH05-HY Condition : PEAK_BE(UNII)_8E ANT_GAIN+8.13 HORIZONTAL : RBW: 1000.000KHz VSW: 3000.000KHz</p>	<p>Site : TH05-HY Condition : PEAK(UNII)_8E ANT_GAIN+8.13 HORIZONTAL : RBW: 1000.000KHz VSW: 3000.000KHz</p>
Avg.	<p>Site : TH05-HY Condition : AVG_BE(UNII)_8E ANT_GAIN+8.13 HORIZONTAL : RBW: 1000.000KHz VSW: 0.010KHz</p>	Left blank



UNII-8 (6875-7125 MHz)

WIFI 802.11ax HE40 Full (Band Edge)

WIFI	UNII-8 6875-7125MHz Band Edge	
ANT	802.11ax HE40 Full CH227 7085MHz	
5	CSE	Fundamental
Peak	<p>Site : TH05-HY Condition : PEAK_BE(UNII_8E.ANT_GAIN+8.13 HORIZONTAL : RBW: 1000.000kHz VIEW: 3000.000kHz</p>	<p>Site : TH05-HY Condition : PEAK(LIN)_BE.ANT_GAIN+8.13 HORIZONTAL : RBW: 1000.000kHz VIEW: 3000.000kHz</p>
Avg.	<p>Site : TH05-HY Condition : AVG_BE(UNII_8E.ANT_GAIN+8.13 HORIZONTAL : RBW: 1000.000kHz VIEW: 0.010kHz</p>	Left blank



UNII-8 (6875-7125 MHz)

WIFI 802.11ax HE40 Partial 484 (Band Edge)

WIFI	UNII-8 6875-7125MHz Band Edge	
ANT	802.11ax HE40 Partial 484/65 CH227 7085MHz	
5	CSE	Fundamental
Peak	<p>Site : TH05-HY Condition : PEAK_BE(UNII_8E.ANT_GAIN+8.13 HORIZONTAL : RBW: 1000.000kHz VIEW: 3000.000kHz</p>	<p>Site : TH05-HY Condition : PEAK(UNII_8E.ANT_GAIN+8.13 HORIZONTAL : RBW: 1000.000kHz VIEW: 3000.000kHz</p>
Avg.	<p>Site : TH05-HY Condition : AVG_BE(UNII_8E.ANT_GAIN+8.13 HORIZONTAL : RBW: 1000.000kHz VIEW: 0.010kHz</p>	Left blank



UNII-8 (6875-7125 MHz)

WIFI 802.11ax HE80 Full (Band Edge)

WIFI	UNII-8 6875-7125MHz Band Edge	
ANT	802.11ax HE80 Full CH215 7025MHz	
5	CSE	Fundamental
Peak	<p>Level (dBm) vs Frequency (MHz) plot for CSE. The y-axis ranges from -100 to 50 dBm, and the x-axis ranges from 6985 to 7145 MHz. A sharp peak is visible at approximately 7130 MHz, labeled 'PEAK_BE(UNII_8E)'. The plot shows a transition from a higher level to a lower level around 7070 MHz.</p> <p>Site : TH05-HY Condition : PEAK_BE(UNII_8E) ANT_GAIN+8.13 HORIZONTAL : RBW: 1000.000kHz VIEW: 3000.000kHz</p>	<p>Level (dBm) vs Frequency (MHz) plot for Fundamental. The y-axis ranges from -100 to 50 dBm, and the x-axis ranges from 1000 to 7200 MHz. A sharp peak is visible at approximately 7200 MHz, labeled 'PEAK(FUNN_8E)'. The plot shows a stepped signal structure between 1000 and 7000 MHz.</p> <p>Site : TH05-HY Condition : PEAK(FUNN_8E) ANT_GAIN+8.13 HORIZONTAL : RBW: 1000.000kHz VIEW: 3000.000kHz</p>
Avg.	<p>Level (dBm) vs Frequency (MHz) plot for Avg. CSE. The y-axis ranges from -100 to 50 dBm, and the x-axis ranges from 6985 to 7145 MHz. A sharp peak is visible at approximately 7130 MHz, labeled 'AVG_BE(UNII_8E)'. The plot shows a transition from a higher level to a lower level around 7070 MHz.</p> <p>Site : TH05-HY Condition : AVG_BE(UNII_8E) ANT_GAIN+8.13 HORIZONTAL : RBW: 1000.000kHz VIEW: 0.0100kHz</p>	Left blank



UNII-8 (6875-7125 MHz)

WIFI 802.11ax HE80 Partial 996 (Band Edge)

WIFI	UNII-8 6875-7125MHz Band Edge	
ANT	802.11ax HE80 Partial 996/67 CH215 7025MHz	
5	CSE	Fundamental
Peak	<p>Site : TH05-HY Condition : PEAK_BE(UNII_8E) ANT_GAIN+8.13 HORIZONTAL : RBW: 1000.000kHz VIEW: 3000.000kHz</p>	<p>Site : TH05-HY Condition : PEAK(UNII_8E) ANT_GAIN+8.13 HORIZONTAL : RBW: 1000.000kHz VIEW: 3000.000kHz</p>
Avg.	<p>Site : TH05-HY Condition : AVG_BE(UNII_8E) ANT_GAIN+8.13 HORIZONTAL : RBW: 1000.000kHz VIEW: 0.0100kHz</p>	Left blank



UNII-8 (6875-7125 MHz)

WIFI 802.11ax HE160 Full (Band Edge)

WIFI	UNII-8 6875-7125MHz Band Edge	
ANT	802.11ax HE160 Full CH207 6985MHz	
5	CSE	Fundamental
Peak	<p>Site : TH05-HY Condition : PEAK_BE(UNII)_8E ANT_GAIN+8.13 HORIZONTAL : RBW: 1000.000kHz VIEW: 3000.000kHz</p>	<p>Site : TH05-HY Condition : PEAK(UNII)_8E ANT_GAIN+8.13 HORIZONTAL : RBW: 1000.000kHz VIEW: 3000.000kHz</p>
Avg.	<p>Site : TH05-HY Condition : AVG_BE(UNII)_8E ANT_GAIN+8.13 HORIZONTAL : RBW: 1000.000kHz VIEW: 0.0100kHz</p>	Left blank



UNII-8 (6875-7125 MHz)

WIFI 802.11ax HE160 Partial 1992 (Band Edge)

WIFI	UNII-8 6875-7125MHz Band Edge	
ANT	802.11ax HE160 Partial 1992/68 CH207 6985MHz	
5	CSE	Fundamental
Peak	<p>Site : TH05-HY Condition : PEAK_BE(UNII_8E)ANT_GAIN+8.13 HORIZONTAL : RBW:1000.000kHz VIEW:3000.000kHz</p>	<p>Site : TH05-HY Condition : PEAK(UNII_8E)ANT_GAIN+8.13 HORIZONTAL : RBW:1000.000kHz VIEW:3000.000kHz</p>
Avg.	<p>Site : TH05-HY Condition : AVG_BE(UNII_8E)ANT_GAIN+8.13 HORIZONTAL : RBW:1000.000kHz VIEW:0.0100kHz</p>	Left blank



UNII-8 (6875-7125 MHz)

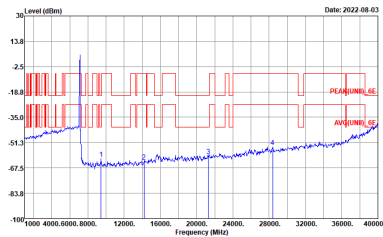
WIFI 802.11a (Harmonic)

WIFI	UNII-8 6875-7125MHz Harmonic	
ANT	802.11a	
5	CH209 6995MHz	CH229 7095MHz
Peak Avg.	<p>Site : TH05-H-FY Condition : PEAK(UNII)_6E ANT_GAIN=8.13 HORIZONTAL</p>	<p>Site : TH05-H-FY Condition : PEAK(UNII)_6E ANT_GAIN=8.13 HORIZONTAL</p>



UNII-8 (6875-7125 MHz)

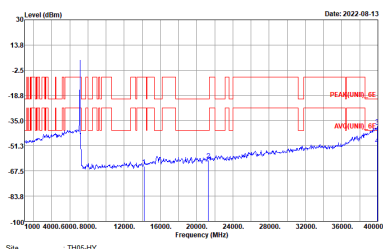
WIFI 802.11ax HE20 Full (Harmonic)

WIFI	UNII-8 6875-7125MHz Harmonic	
ANT	802.11ax HE20 Full	
5	CH229 7095MHz	
Peak Avg.	 <p>Site : TH05-HH-Y Condition : PEAK(UNII)_6E ANT_GAIN+8.13 HORIZONTAL</p>	Left blank



UNII-8 (6875-7125 MHz)

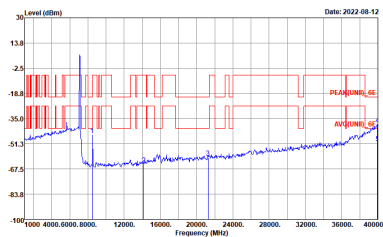
WIFI 802.11ax HE20 Partial 26 (Harmonic)

WIFI	UNII-8 6875-7125MHz Harmonic	
ANT	802.11ax HE20 Partial 26	
5	Partial 26/8 CH229 7095MHz	
Peak Avg.	 <p>Site : THIS HY Condition : PEAK(LIN),SE ANT_GARH:8.13 HORIZONTAL</p>	Left blank



UNII-8 (6875-7125 MHz)

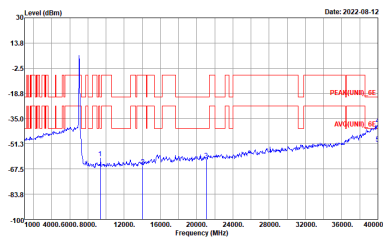
WIFI 802.11ax HE40 Full (Harmonic)

WIFI	UNII-8 6875-7125MHz Harmonic	
ANT	802.11ax HE40 Full	
5	CH227 7085MHz	
Peak Avg.	 <p>Site : TH05-HY Condition : PEAK(UNII_0E ANT_6AIN-8.13 HORIZONTAL)</p>	Left blank



UNII-8 (6875-7125 MHz)

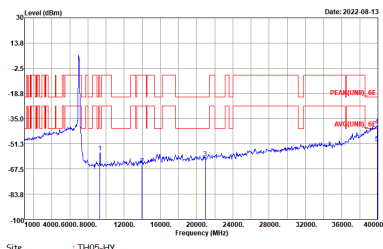
WIFI 802.11ax HE80 Full (Harmonic)

WIFI	UNII-8 6875-7125MHz Harmonic	
ANT	802.11ax HE80 Full	
5	CH215 7025MHz	
Peak Avg.	 <p>Site : TH05-HY Condition : PEAK(UNII_0E ANT_6AIN-8.13 HORIZONTAL</p>	Left blank



UNII-8 (6875-7125 MHz)

WIFI 802.11ax HE160 Full (Harmonic)

WIFI	UNII-8 6875-7125MHz Harmonic	
ANT	802.11ax HE160 Full	
5	CH207 6985MHz	
Peak Avg.	 <p>Site : TH05-HY Condition : PEAK(UNII)_6E ANT_6AIN-8.13 HORIZONTAL</p>	Left blank



Emission below 1GHz

WIFI 802.11ax HE160 Full LF

WIFI	6GHz WIFI	
ANT	WIFI 802.11ax HE160 Full LF	
5	CSE	
QP / Peak	<p>Site : THSS-HY Condition : FCC CLASS B_CON ANT GAIN# 15 HORIZONTAL REF# 120 9000Hz VIEW 300 9000Hz</p>	Left blank



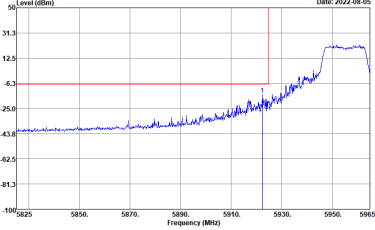
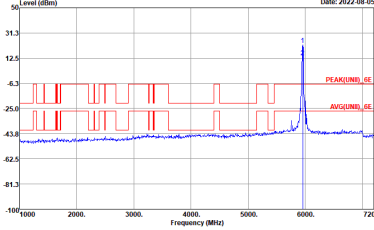
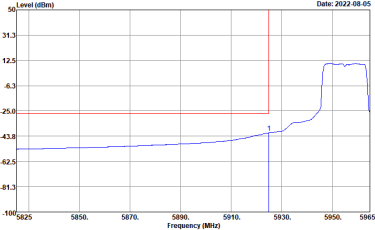
<Standard Client>

UNII-5 (5925-6425 MHz)

WIFI 802.11a (Band Edge)

WIFI	UNII-5 5925-6425 Band Edge	
ANT	802.11a CH2 5935MHz	
4	CSE	Fundamental
Peak		
Avg.		Left blank



WIFI	UNII-5 5925-6425 Band Edge	
ANT	802.11a CH1 5955MHz	
4	CSE	Fundamental
Peak	 <p>Site : TH05-HY Condition : PEAK_BE(UNIT)_6E ANT 6ADN=8.15 HORIZONTAL : RBW:1000.000KHz VBW:3000.000KHz</p>	 <p>Site : TH05-HY Condition : PEAK(UNIT)_6E ANT 6ADN=8.15 HORIZONTAL : RBW:1000.000KHz VBW:3000.000KHz</p>
Avg.	 <p>Site : TH05-HY Condition : AVG_BE(UNIT)_6E ANT 6ADN=8.15 HORIZONTAL : RBW:1000.000KHz VBW:0.010KHz</p>	Left blank

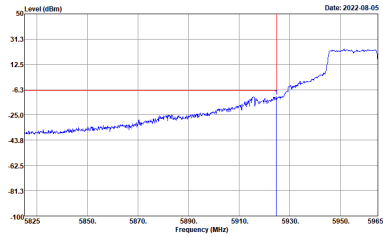
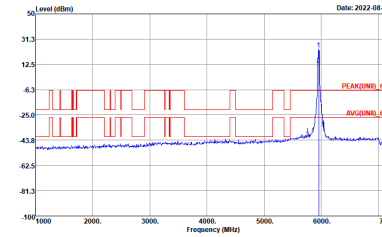
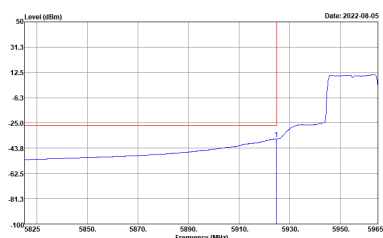


UNII-5 (5925-6425 MHz)

WIFI 802.11ax HE20 Full (Band Edge)

WIFI	UNII-5 5925-6425 Band Edge	
ANT	802.11ax HE20 Full CH2 5935MHz	
4	CSE	Fundamental
Peak	<p>Site : TH05-FR-FY Condition : PEAK_BE(UNII)_GE ANT 6ATN=8.15 HORIZONTAL : RBW=1000.000kHz VBW=3000.000kHz</p>	<p>Site : TH05-FR-FY Condition : PEAK(UNII)_GE ANT 6ATN=8.15 HORIZONTAL : RBW=1000.000kHz VBW=3000.000kHz</p>
Avg.	<p>Site : TH05-FR-FY Condition : AVG_BE(UNII)_GE ANT 6ATN=8.15 HORIZONTAL : RBW=1000.000kHz VBW=0.010kHz</p>	Left blank



WIFI	UNII-5 5925-6425 Band Edge	
ANT	802.11ax HE20 Full CH1 5955MHz	
4	CSE	Fundamental
Peak	 <p>Site : TH05-HY Condition : PEAK_BE(UNIT)_6E ANT 6A1N+8.15 HORIZONTAL : RBW:1000.000KHz VBW:3000.000KHz</p>	 <p>Site : TH05-HY Condition : PEAK(UNIT)_6E ANT 6A1N+8.15 HORIZONTAL : RBW:1000.000KHz VBW:3000.000KHz</p>
Avg.	 <p>Site : TH05-HY Condition : AVG_BE(UNIT)_6E ANT 6A1N+8.15 HORIZONTAL : RBW:1000.000KHz VBW:0.010KHz</p>	Left blank

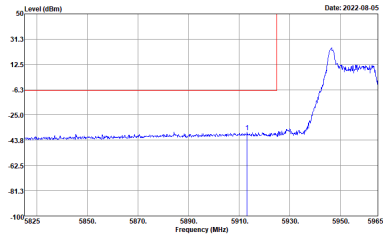
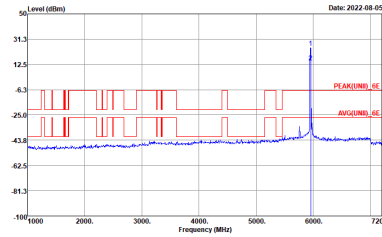
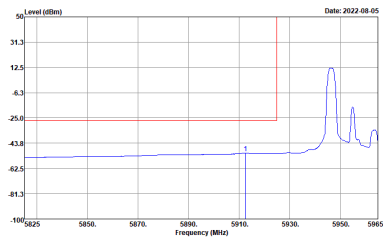


UNII-5 (5925-6425 MHz)

WIFI 802.11ax HE20 Partial 26 (Band Edge)

WIFI	UNII-5 5925-6425 Band Edge	
ANT	802.11ax HE20 Partial 26/0 CH2 5935MHz	
4	CSE	Fundamental
Peak		
Avg.		Left blank



WIFI	UNII-5 5925-6425 Band Edge	
ANT	802.11ax HE20 Partial 26/0 CH1 5955MHz	
4	CSE	Fundamental
Peak	 <p>Site : TH05-HY Condition : PEAK_BE(UNIT)_6E ANT 6A1N+8.15 HORIZONTAL : RBW:1000.000KHz VBW:3000.000KHz</p>	 <p>Site : TH05-HY Condition : PEAK(UNIT)_6E ANT 6A1N+8.15 HORIZONTAL : RBW:1000.000KHz VBW:3000.000KHz</p>
Avg.	 <p>Site : TH05-HY Condition : AVG_BE(UNIT)_6E ANT 6A1N+8.15 HORIZONTAL : RBW:1000.000KHz VBW:0.010KHz</p>	Left blank

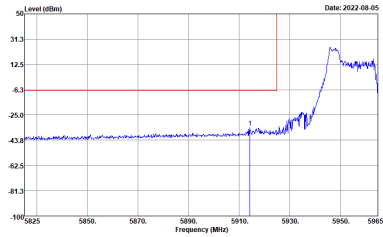
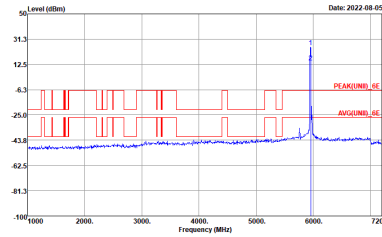
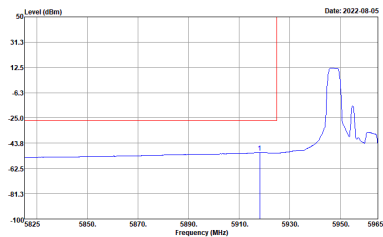


UNII-5 (5925-6425 MHz)

WIFI 802.11ax HE20 Partial 52 (Band Edge)

WIFI	UNII-5 5925-6425 Band Edge	
ANT	802.11ax HE20 Partial 52/37 CH2 5935MHz	
4	CSE	Fundamental
Peak	<p>Site : TH05-HY Condition : PEAK_BE(UNII)_GE ANT 6ATN=8.15 HORIZONTAL : RBW=1000.000kHz VBW=3000.000kHz</p>	<p>Site : TH05-HY Condition : PEAK(UNII)_GE ANT 6ATN=8.15 HORIZONTAL : RBW=1000.000kHz VBW=3000.000kHz</p>
Avg.	<p>Site : TH05-HY Condition : AVG_BE(UNII)_GE ANT 6ATN=8.15 HORIZONTAL : RBW=1000.000kHz VBW=0.010kHz</p>	Left blank

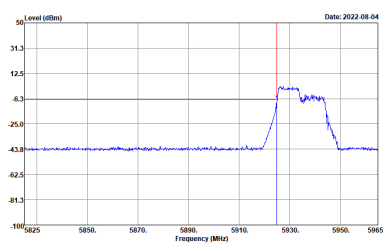
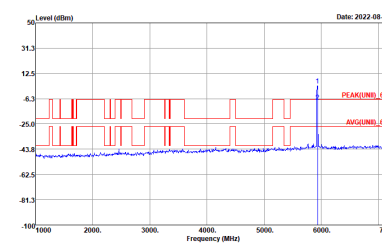
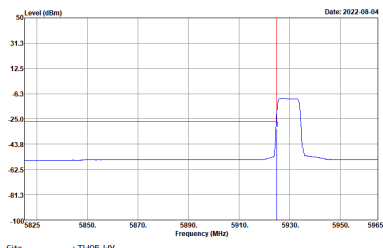


WIFI	UNII-5 5925-6425 Band Edge	
ANT	802.11ax HE20 Partial 52/37 CH1 5955MHz	
4	CSE	Fundamental
Peak	 <p>Site : TH05-HY Condition : PEAK_BE(UNIT)_6E ANT 6A1N-8.15 HORIZONTAL : RBW:1000.000kHz VBW:3000.000kHz</p>	 <p>Site : TH05-HY Condition : PEAK(UNIT)_6E ANT 6A1N-8.15 HORIZONTAL : RBW:1000.000kHz VBW:3000.000kHz</p>
Avg.	 <p>Site : TH05-HY Condition : AVG_BE(UNIT)_6E ANT 6A1N-8.15 HORIZONTAL : RBW:1000.000kHz VBW:0.010kHz</p>	Left blank

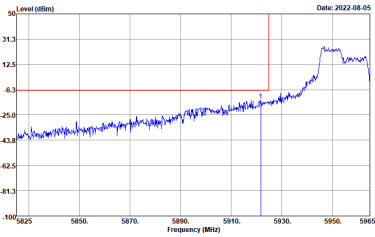
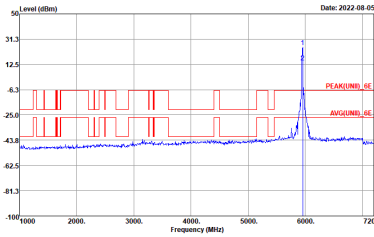
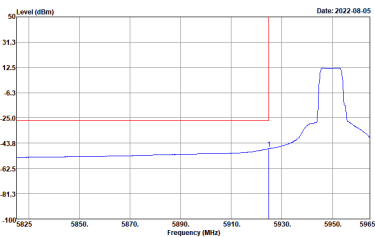


UNII-5 (5925-6425 MHz)

WIFI 802.11ax HE20 Partial 106 (Band Edge)

WIFI	UNII-5 5925-6425 Band Edge	
ANT	802.11ax HE20 Partial 106/53 CH2 5935MHz	
4	CSE	Fundamental
Peak	 <p>Site : TH05-HY Condition : PEAK_BE(UNII)_GE ANT 6ATN+8.15 HORIZONTAL : RBW:1000.000kHz VBW:3000.000kHz</p>	 <p>Site : TH05-HY Condition : PEAK(UNII)_GE ANT 6ATN+8.15 HORIZONTAL : RBW:1000.000kHz VBW:3000.000kHz</p>
Avg.	 <p>Site : TH05-HY Condition : AVG_BE(UNII)_GE ANT 6ATN+8.15 HORIZONTAL : RBW:1000.000kHz VBW:0.010kHz</p>	Left blank



WIFI	UNII-5 5925-6425 Band Edge	
ANT	802.11ax HE20 Partial 106/53 CH1 5955MHz	
4	CSE	Fundamental
Peak	 <p>Site : TH05-HY Condition : PEAK_BE(UNIT)_6E ANT 6A1N+8.15 HORIZONTAL : RBW:1000.000kHz VBW:3000.000kHz</p>	 <p>Site : TH05-HY Condition : PEAK(UNIT)_6E ANT 6A1N+8.15 HORIZONTAL : RBW:1000.000kHz VBW:3000.000kHz</p>
Avg.	 <p>Site : TH05-HY Condition : AVG_BE(UNIT)_6E ANT 6A1N+8.15 HORIZONTAL : RBW:1000.000kHz VBW:0.010kHz</p>	Left blank

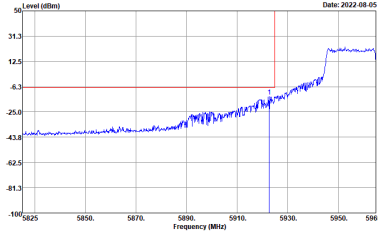
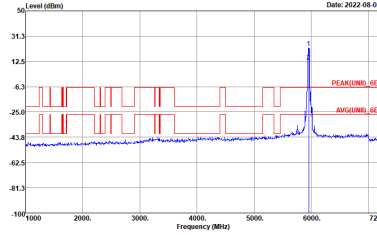
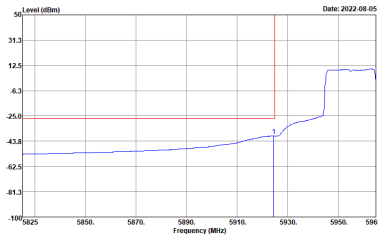


UNII-5 (5925-6425 MHz)

WIFI 802.11ax HE20 Partial 242 (Band Edge)

WIFI	UNII-5 5925-6425 Band Edge	
ANT	802.11ax HE20 Partial 242/61 CH2 5935MHz	
4	CSE	Fundamental
Peak	<p>Site : TH05-HY Condition : PEAK_BE(UNII)_GE ANT 6ATN+8.15 HORIZONTAL : RBW:1000.000kHz VBW:3000.000kHz</p>	<p>Site : TH05-HY Condition : PEAK(UNII)_GE ANT 6ATN+8.15 HORIZONTAL : RBW:1000.000kHz VBW:3000.000kHz</p>
Avg.	<p>Site : TH05-HY Condition : AVG_BE(UNII)_GE ANT 6ATN+8.15 HORIZONTAL : RBW:1000.000kHz VBW:0.010kHz</p>	Left blank

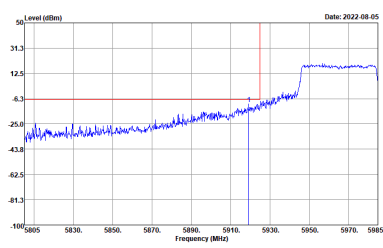
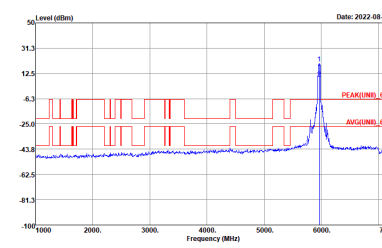
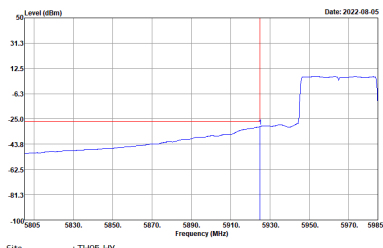


WIFI	UNII-5 5925-6425 Band Edge	
ANT	802.11ax HE20 Partial 242/61 CH1 5955MHz	
4	CSE	Fundamental
Peak	 <p>Site : TH05-H-FY Condition : PEAK_BE(UNII)_6E ANT 6A1N+8.15 HORIZONTAL : RBW:1000.000KHz VBW:3000.000KHz</p>	 <p>Site : TH05-H-FY Condition : PEAK(UNII)_6E ANT 6A1N+8.15 HORIZONTAL : RBW:1000.000KHz VBW:3000.000KHz</p>
Avg.	 <p>Site : TH05-H-FY Condition : AVG_BE(UNII)_6E ANT 6A1N+8.15 HORIZONTAL : RBW:1000.000KHz VBW:0.010KHz</p>	Left blank



UNII-5 (5925-6425 MHz)

WIFI 802.11ax HE40 Full (Band Edge)

WIFI	UNII-5 5925-6425 Band Edge	
ANT	802.11ax HE40 Full CH3 5965MHz	
4	CSE	Fundamental
Peak	 <p>Site : TH05-HY Condition : PEAK_BE(UNII)_GE ANT 6ATN=8.15 HORIZONTAL : RBW=1000.000KHz VBW=3000.000KHz</p>	 <p>Site : TH05-HY Condition : PEAK(UNII)_GE ANT 6ATN=8.15 HORIZONTAL : RBW=1000.000KHz VBW=3000.000KHz</p>
Avg.	 <p>Site : TH05-HY Condition : AVG_BE(UNII)_GE ANT 6ATN=8.15 HORIZONTAL : RBW=1000.000KHz VBW=0.010KHz</p>	Left blank



UNII-5 (5925-6425 MHz)

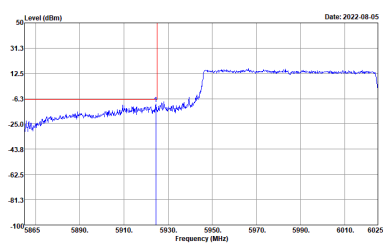
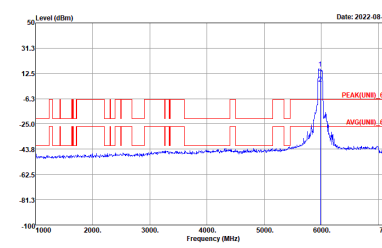
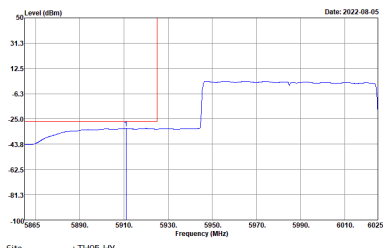
WIFI 802.11ax HE40 Partial 484 (Band Edge)

WIFI	UNII-5 5925-6425 Band Edge	
ANT	802.11ax HE40 Partial 484/65 CH3 5965MHz	
4	CSE	Fundamental
Peak	<p>Site : TH05-HY Condition : PEAK_BE(UNII)_6E ANT 6ATN=8.15 HORIZONTAL : RBW=1000.000KHz VBW=3000.000KHz</p>	<p>Site : TH05-HY Condition : PEAK(UNII)_6E ANT 6ATN=8.15 HORIZONTAL : RBW=1000.000KHz VBW=3000.000KHz</p>
Avg.	<p>Site : TH05-HY Condition : AVG_BE(UNII)_6E ANT 6ATN=8.15 HORIZONTAL : RBW=1000.000KHz VBW=0.010KHz</p>	Left blank



UNII-5 (5925-6425 MHz)

WIFI 802.11ax HE80 Full (Band Edge)

WIFI	UNII-5 5925-6425 Band Edge	
ANT	802.11ax HE80 Full CH7 5985MHz	
4	CSE	Fundamental
Peak	 <p>Site : TH05-HY Condition : PEAK_BE(UNIT)_GE ANT 6ATN+8.15 HORIZONTAL : RBW:1000.000kHz VBW:3000.000kHz</p>	 <p>Site : TH05-HY Condition : PEAK(UNIT)_GE ANT 6ATN+8.15 HORIZONTAL : RBW:1000.000kHz VBW:3000.000kHz</p>
Avg.	 <p>Site : TH05-HY Condition : AVG_BE(UNIT)_GE ANT 6ATN+8.15 HORIZONTAL : RBW:1000.000kHz VBW:0.010kHz</p>	Left blank



UNII-5 (5925-6425 MHz)

WIFI 802.11ax HE80 Partial 996 (Band Edge)

WIFI	UNII-5 5925-6425 Band Edge	
ANT	802.11ax HE80 Partial 996/67 CH7 5985MHz	
4	CSE	Fundamental
Peak	<p>Site : TH05-HY Condition : PEAK_BE(UNII)_6E ANT 6ATN-8.15 HORIZONTAL : RBW:1000.000KHz VBW:3000.000KHz</p>	<p>Site : TH05-HY Condition : PEAK(UNII)_6E ANT 6ATN-8.15 HORIZONTAL : RBW:1000.000KHz VBW:3000.000KHz</p>
Avg.	<p>Site : TH05-HY Condition : AVG_BE(UNII)_6E ANT 6ATN-8.15 HORIZONTAL : RBW:1000.000KHz VBW:0.010KHz</p>	Left blank



UNII-5 (5925-6425 MHz)

WIFI 802.11ax HE160 Full (Band Edge)

WIFI	UNII-5 5925-6425 Band Edge	
ANT	802.11ax HE160 Full CH15 6025MHz	
4	CSE	Fundamental
Peak	<p>Site : TH05-HY Condition : PEAK_BE(UNIT)_GE ANT 6ATN=8.15 HORIZONTAL : RBW=1000.000kHz VBW=3000.000kHz</p>	<p>Site : TH05-HY Condition : PEAK(UNIT)_GE ANT 6ATN=8.15 HORIZONTAL : RBW=1000.000kHz VBW=3000.000kHz</p>
Avg.	<p>Site : TH05-HY Condition : AVG_BE(UNIT)_GE ANT 6ATN=8.15 HORIZONTAL : RBW=1000.000kHz VBW=0.010kHz</p>	Left blank



UNII-5 (5925-6425 MHz)

WIFI 802.11ax HE160 Partial 1992 (Band Edge)

WIFI	UNII-5 5925-6425 Band Edge	
ANT	802.11ax HE160 Partial 1992/68 CH15 6025MHz	
4	CSE	Fundamental
Peak	<p>Site : TH05-HY Condition : PEAK_BE(UNII)_6E ANT 6ATN-8.15 HORIZONTAL : RBW:1000.000KHz VBW:3000.000KHz</p>	<p>Site : TH05-HY Condition : PEAK(UNII)_6E ANT 6ATN-8.15 HORIZONTAL : RBW:1000.000KHz VBW:3000.000KHz</p>
Avg.	<p>Site : TH05-HY Condition : AVG_BE(UNII)_6E ANT 6ATN-8.15 HORIZONTAL : RBW:1000.000KHz VBW:0.010KHz</p>	Left blank



UNII-5 (5925-6425 MHz)

WIFI 802.11a (Harmonic)

WIFI	UNII-5 5925-6425 Harmonic	
ANT	802.11a	
4	CH01 5955MHz	CH45 6175MHz
Peak Avg.	<p>Site : TH05-HY Condition : PEAK(UNIT)_SE ANT GAIN=8.15 HORIZONTAL : RBW=1000.000KHz VBW=3000.000KHz</p>	<p>Site : TH05-HY Condition : PEAK(UNIT)_SE ANT GAIN=8.15 HORIZONTAL : RBW=1000.000KHz VBW=3000.000KHz</p>



WIFI	UNII-5 5925-6425 Harmonic	
ANT	802.11a	
4	CH93 6415MHz	
Peak Avg.	<p>Site : TH05-HY Condition : PEAK(UNIT)_SE ANT GAIN=4.15 HORIZONTAL : RBW=1000.000KHz VBW=3000.000KHz</p>	Left blank



UNII-5 (5925-6425 MHz)

WIFI 802.11ax HE20 Full (Harmonic)

WIFI	UNII-5 5925-6425 Harmonic	
ANT	802.11ax HE20 Full	
4	CH01 5955MHz	CH45 6175MHz
Peak Avg.	<p>Site : TH05-HY Condition : PEAK(UNIT)_SE ANT GAIN=8.15 HORIZONTAL : RBW=1000.000KHz VBW=3000.000KHz</p>	<p>Site : TH05-HY Condition : PEAK(UNIT)_SE ANT GAIN=8.15 HORIZONTAL : RBW=1000.000KHz VBW=3000.000KHz</p>



WIFI	UNII-5 5925-6425 Harmonic	
ANT	802.11ax HE20 Full	
4	CH93 6415MHz	
Peak Avg.	<p>Site : TH05-HY Condition : PEAK(UNIT)_SE ANT GAIN=4.15 HORIZONTAL : RES=1000.000KHz VBW=3000.000KHz</p>	Left blank

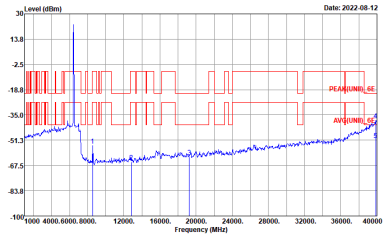


UNII-5 (5925-6425 MHz)

WIFI 802.11ax HE20 Partial 26 (Harmonic)

WIFI	UNII-5 5925-6425 Harmonic	
ANT	802.11ax HE20 Partial 26	
4	Partial 26/0 CH01 5955MHz	Partial 26/4 CH45 6175MHz
Peak Avg.	<p>Site : TH05-HY Condition : PEAK(UNIT)_SE ANT GAIN=8.15 HORIZONTAL : RBW=1000.000KHz VBW=3000.000KHz</p>	<p>Site : TH05-HY Condition : PEAK(UNIT)_SE ANT GAIN=8.15 HORIZONTAL : RBW=1000.000KHz VBW=3000.000KHz</p>

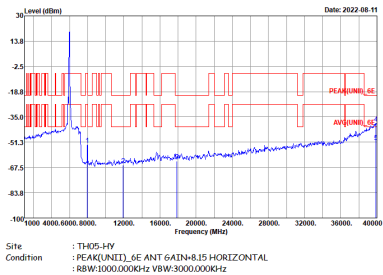


WIFI	UNII-5 5925-6425 Harmonic	
ANT	802.11ax HE20 Partial 26	
4	Partial 26/8 CH93 6415MHz	
Peak Avg.	 <p>Site : TH05-HY Condition : PEAK(UNIT)_SE ANT GAIN=4.15 HORIZONTAL : RBW=1000.000KHz VBW=3000.000KHz</p>	Left blank



UNII-5 (5925-6425 MHz)

WIFI 802.11ax HE40 Full (Harmonic)

WIFI	UNII-5 5925-6425 Harmonic	
ANT	802.11ax HE40 Full	
4	CH03 5965MHz	
Peak Avg.	 <p>Site : TH05-HY Condition : PEAK(UNIT)_SE ANT GAIN=8.15 HORIZONTAL : RBW=1000.000KHz VBW=3000.000KHz</p>	Left blank



UNII-5 (5925-6425 MHz)

WIFI 802.11ax HE80 Full (Harmonic)

WIFI	UNII-5 5925-6425 Harmonic	
ANT	802.11ax HE80 Full	
4	CH07 5985MHz	
Peak Avg.	<p>Site : TH05-HY Condition : PEAK(UNIT)_SE ANT GAIN=8.15 HORIZONTAL : RBW=1000.000KHz VBW=3000.000KHz</p>	Left blank

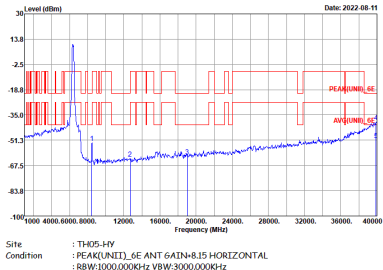


UNII-5 (5925-6425 MHz)

WIFI 802.11ax HE160 Full (Harmonic)

WIFI	UNII-5 5925-6425 Harmonic	
ANT	802.11ax HE160 Full	
4	CH15 6025MHz	CH47 6185MHz
Peak Avg.	<p>Site : TH05-HY Condition : PEAK(UNIT)_SE ANT GAIN=8.15 HORIZONTAL : RBW=1000.000KHz VBW=3000.000KHz</p>	<p>Site : TH05-HY Condition : PEAK(UNIT)_SE ANT GAIN=8.15 HORIZONTAL : RBW=1000.000KHz VBW=3000.000KHz</p>



WIFI	UNII-5 5925-6425 Harmonic	
ANT	802.11ax HE160 Full	
4	CH79 6345MHz	
Peak Avg.	 <p>Site : TH05-HY Condition : PEAK(UNIT)_SE ANT GAIN=4.15 HORIZONTAL RESW=1000.000KHz VBW=3000.000KHz</p>	Left blank



UNII-7 (6525-6875 MHz)

WIFI 802.11a (Harmonic)

WIFI	UNII-7 6525-6875 MHz Harmonic	
ANT	802.11a	
4	CH117 6535MHz	CH149 6695MHz
Peak Avg.	<p>Site : TH05-HY Condition : PEAK(UNIT)_SE ANT_6A1N-8.17 HORIZONTAL : RBW:1000.000KHz VBW:3000.000KHz</p>	<p>Site : TH05-HY Condition : PEAK(UNIT)_SE ANT_6A1N-8.17 HORIZONTAL : RBW:1000.000KHz VBW:3000.000KHz</p>

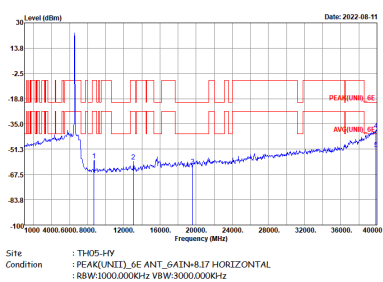


WIFI	UNII-7 6525-6875 MHz Harmonic	
ANT	802.11a	
4	CH181 6855MHz	
Peak Avg.	<p>Site : TH05-HY Condition : PEAK(UNIT)_SE ANT_6ADN-8.17 HORIZONTAL : REW:1000.000KHz VBW:3000.000KHz</p>	Left blank



UNII-7 (6525-6875 MHz)

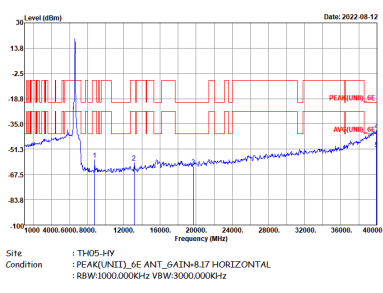
WIFI 802.11ax HE20 Full (Harmonic)

WIFI	UNII-7 6525-6875 MHz Harmonic	
ANT	802.11ax HE20 Full	
4	CH117 6535MHz	
Peak Avg.		Left blank



UNII-7 (6525-6875 MHz)

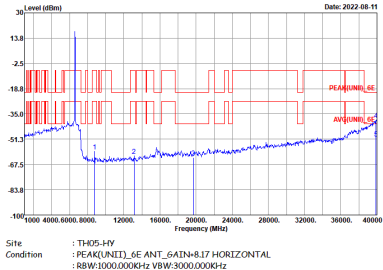
WIFI 802.11ax HE20 Partial 26 (Harmonic)

WIFI	UNII-7 6525-6875 MHz Harmonic	
ANT	802.11ax HE20 Partial 26	
4	Partial 26/4 CH117 6535MHz	
Peak Avg.	 <p>Site : TH05-HY Condition : PEAK(UNIT)_SE ANT_6 ATN-8.17 HORIZONTAL : RBW:1000.000KHz VBW:3000.000KHz</p>	Left blank



UNII-7 (6525-6875 MHz)

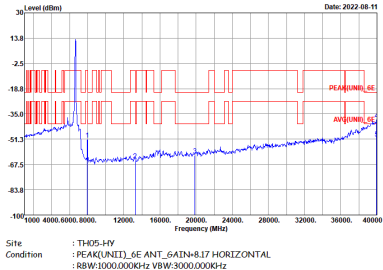
WIFI 802.11ax HE40 Full (Harmonic)

WIFI	UNII-7 6525-6875 MHz Harmonic	
ANT	802.11ax HE40 Full	
4	CH123 6565MHz	
Peak Avg.		Left blank



UNII-7 (6525-6875 MHz)

WIFI 802.11ax HE80 Full (Harmonic)

WIFI	UNII-7 6525-6875 MHz Harmonic	
ANT	802.11ax HE80 Full	
4	CH135 6625MHz	
Peak Avg.		Left blank