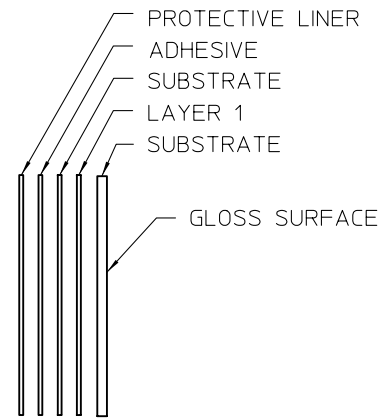
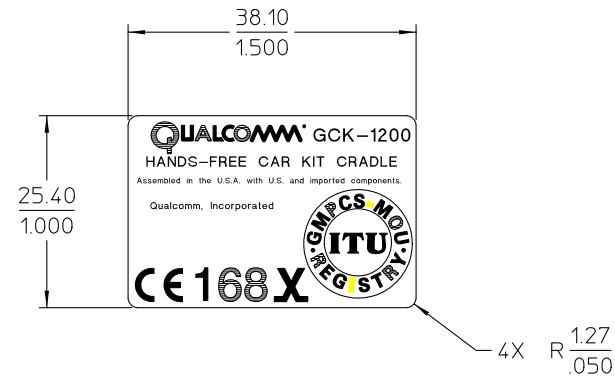


ALL DATA AND INFORMATION CONTAINED IN OR DISCLOSED BY THIS DOCUMENT IS CONFIDENTIAL AND PROPRIETARY INFORMATION OF QUALCOMM INCORPORATED AND ALL RIGHTS THEREIN ARE EXPRESSLY RESERVED. BY ACCEPTING THIS MATERIAL THE RECIPIENT AGREES THAT THIS MATERIAL AND THE INFORMATION CONTAINED THEREIN IS HELD IN CONFIDENCE AND IN TRUST AND WILL NOT BE USED, COPIED, REPRODUCED IN WHOLE OR IN PART, NOR ITS CONTENTS REVEALED IN ANY MANNER TO OTHERS WITHOUT THE EXPRESS WRITTEN PERMISSION OF QUALCOMM INCORPORATED. EXPORT OF THIS TECHNOLOGY MAY BE CONTROLLED BY THE U.S. GOVERNMENT. DIVERSION CONTRARY TO U.S. LAW PROHIBITED.

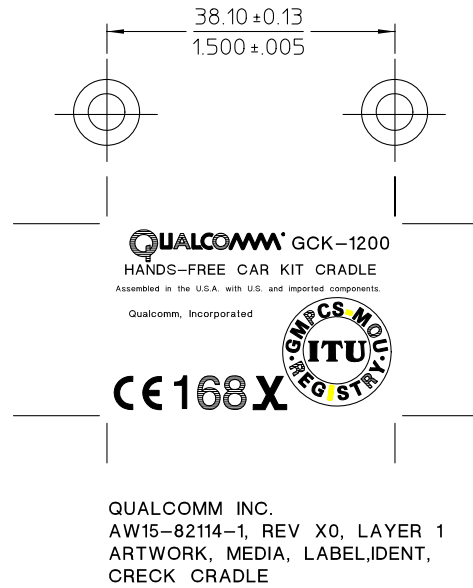
REVISIONS			
REV	DESCRIPTION	DATE	APPROVED
X0	SEE DCR 34000	---	---



LAYER CONFIGURATION



-1



- 14. DO NOT REMOVE MATRIX.
- 13. LABELS SHALL BE KISS CUT MULTIPLE UPON SHEET.
- 12. DURABILITY TEST TO COMPLY WITH UL 1950 STANDARD THIRD EDITION, PARAGRAPH 1.7.15.
- 11. PART TO BE MANUFACTURED IN ACCORDANCE WITH UL 969 STANDARD.
- 10. TEMPERATURE RATING: LABEL MATERIAL, ADHESIVE AND INK MUST BE SUITABLE FOR CONTINUOUS USE FROM -40°C (-40°F) TO +70°C (+158°F).
- 9. ARTWORK WAS CREATED IN CORELDRAW 8.0. DEVIATION FROM SPECIFIED FONT(S) NOT PERMITTED WITHOUT PRIOR APPROVAL BY QUALCOMM.
- 8. FOR ARTWORK USE ELECTRONIC DATA AW15-82114 AND APPROPRIATE DASH NUMBER AND REVISION PER TABLE 1.
- 7. BAG AND TAG ITEM IN ACCORDANCE WITH QUALCOMM PRODUCT IDENTIFICATION MARKING SPECIFICATION GS80-31042-1, MARKING CODE 101, CONTENT/FORMAT OPTION 1.

- 6. USE COLORS SPECIFIED IN TABLE 1. COLOR SAMPLES TO BE VISUALLY INSPECTED AND APPROVED BY QUALCOMM PRIOR TO MANUFACTURE.
- 5. MATERIAL:
  - a. 3M 7931, 0.05/002 THICK, WHITE, GLOSS POLYESTER FILM OR EQUIVALENT.
  - b. 3M 7831, 0.03/001 THICK, CLEAR, GLOSS, POLYESTER FILM WITH 0.03/001 THICK 3M #400 'HI-TACK' ACRYLIC ADHESIVE ON ONE SIDE
  - c. GLOSS LAM
- 4. WORKMANSHIP SHALL BE IN ACCORDANCE WITH QUALCOMM MECHANICAL WORKMANSHIP STANDARD 80-10767-1.
- 3. INTERPRET DIMENSIONS AND TOLERANCES PER ASME Y14.5M-1994.
- 2. MILLIMETERS (MM) ARE THE CONTROLLING DIMENSIONS ON THIS DRAWING. INCH DIMENSIONS ARE FOR REFERENCE ONLY.
- 1. INTERPRET DRAWING PER MIL-STD-100.

NOTES: UNLESS OTHERWISE SPECIFIED

LABEL DASH NO.	ARTWORK REVISION	ARTWORK LAYER NO.	COLOR
-1	X0	1	BLACK, SEMI-GLOSS, NO.27038 PER FED-STD-595

MM  
INCHES

THIRD ANGLE PROJECTION	
UNLESS OTHERWISE SPECIFIED	
DIMENSION UNITS ARE AS NOTED/PER NOTE 2 AND APPLY AFTER SURFACE TREATMENT	
TOLERANCES	
MM	INCHES
X ± 0.25	X ± .1
XX ± 0.76	XX ± .03
XXX ± 0.25	XXX ± .010
EXCL OF SHEET METAL FLANGES ± 0°30'	
HOLE DIAMETERS	
MM	INCHES
0.34 - 6.35	+0.13 -0.03   013 - 250 +0.05 -0.01
6.37 - 12.70	+0.15 -0.03   251 - 500 +0.06 -0.01
12.72 - 25.40	+0.25 -0.03   501 - 1000 +0.10 -0.01

QUALCOMM PROPRIETARY  
COPYRIGHT (C) 2000 QUALCOMM INCORPORATED  
ALL RIGHTS RESERVED

SEE SEPARATE PARTS LIST:  
NONE



CONTRACT NO. NONE		DATE 3/15/00	5775 MOREHOUSE DRIVE SAN DIEGO, CA 92121-1714	
DRW SCHWERSENSKY	CHK RECD	SIG ON FILE	TITLE LABEL, IDENT, CRECK CRADLE	
ENG	P.E.	MFG	SIZE D	CAGE CODE 1DN14
			DRAWING NO 15-82114	REV X0
			SCALE 2/1	SHEET 1 OF 1