

MU 901/1801/UMTS-MMS

Magnetic Mount, Triple-frequency Mobile Antenna
for the 900 MHz, 1800 MHz and UMTS Bands

PROCOM

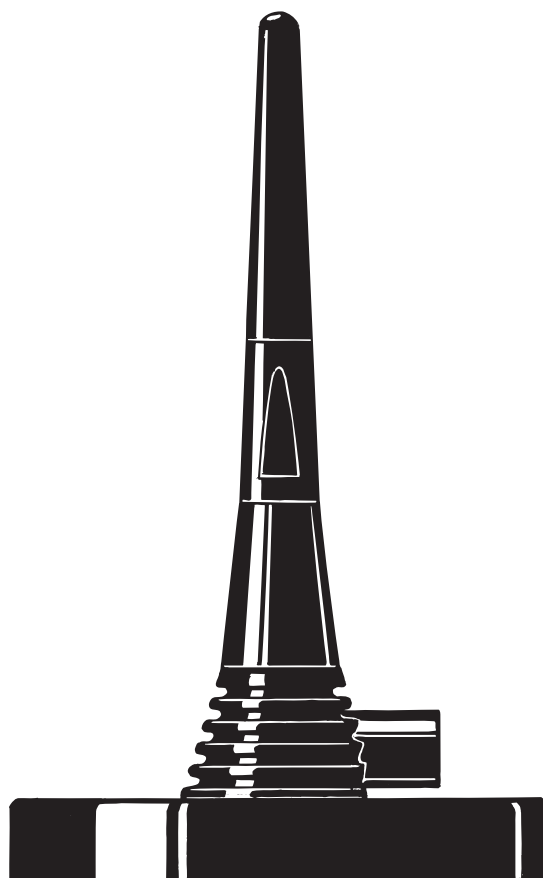


DESCRIPTION:

- ★ Triple-frequency antenna – three bands – one antenna!
- ★ Covering both EGSM/NMT-900, DCS-1800/PCN and UMTS.
- ★ For direct use with:
 - an EGSM/DCS-1800/PCN mobile phone (single or dual-band) or
 - an EGSM and a DCS-1800/PCN mobile phone or UMTS-terminal (requires diplexer, type DIPX 1000/1550).
- ★ Stainless steel MMS-mount.
- ★ Low profile magnetic mount.
- ★ Provided with FME-connection (supplied without cable).

SPECIFICATIONS:

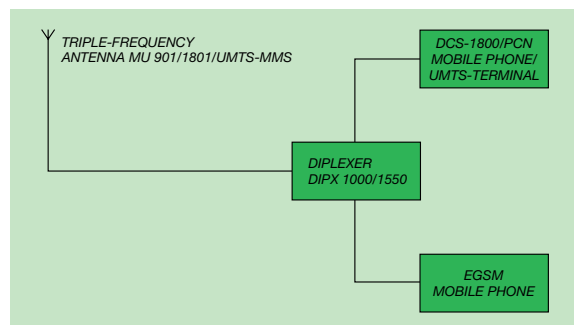
ELECTRICAL	
MODEL	MU 901/1801/UMTS-MMS
ANTENNA TYPE	Triple-frequency mobile antenna
FREQUENCY	880-960 MHz (EGSM/NMT-900) 1710-1880 MHz (DCS-1800/PCN) and 1900-2200 MHz (UMTS)
IMPEDANCE	Nom. 50 Ω
POLARISATION	Vertical
GAIN	Approx. 0 dB on all bands (acc. to EIA RS-329-1)
BAND WIDTH	900 MHz: > 40 MHz @ SWR ≤ 1.5 1800 MHz: Approx. 200 MHz @ SWR ≤ 2.0 (typ.) 1900-2200 MHz @ SWR ≤ 2.0 (typ.)
SWR	≤ 2.0 on transmitter frequencies
MAX. POWER	25 watts
MECHANICAL	
MATERIALS	Whip: Black cover POM Black-chromed brass Mount: Stainless steel Brass Environment-proof plastics
RECOMMENDED INSTALLATION TORQUE	3.5 Nm max.
CABLE	FME-cable to be ordered separately
COLOUR	Black
HEIGHT	Approx. 115 mm
WEIGHT	Approx. 300 g
DIAMETER	72 mm
MOUNTING	Centre of vehicle roof for best omnidirectional coverage
MAX. CAR SPEED	180 km/h



OPERATION USING A DIPLEXER:

In case of operating two transceivers on one antenna at the same time, a diplexer, type DIPX 1000/1550, is necessary to complete the system. The tasks of the diplexer are to protect the two receiver inputs from being destroyed by the transmitter in the contrary band, and to ensure a low-loss path between the transceiver and the antenna, which is not loaded by the other branch. For further details please see the separate data sheet on the DIPX 1000/1550. The diplexer fully covers both bands and, consequently, tuning to specific frequencies is not required.

COUPLING DIAGRAM:



PROCOM A/S reserve the right to amend specifications without prior notice.

MU 901/1801/UMTS-MMS

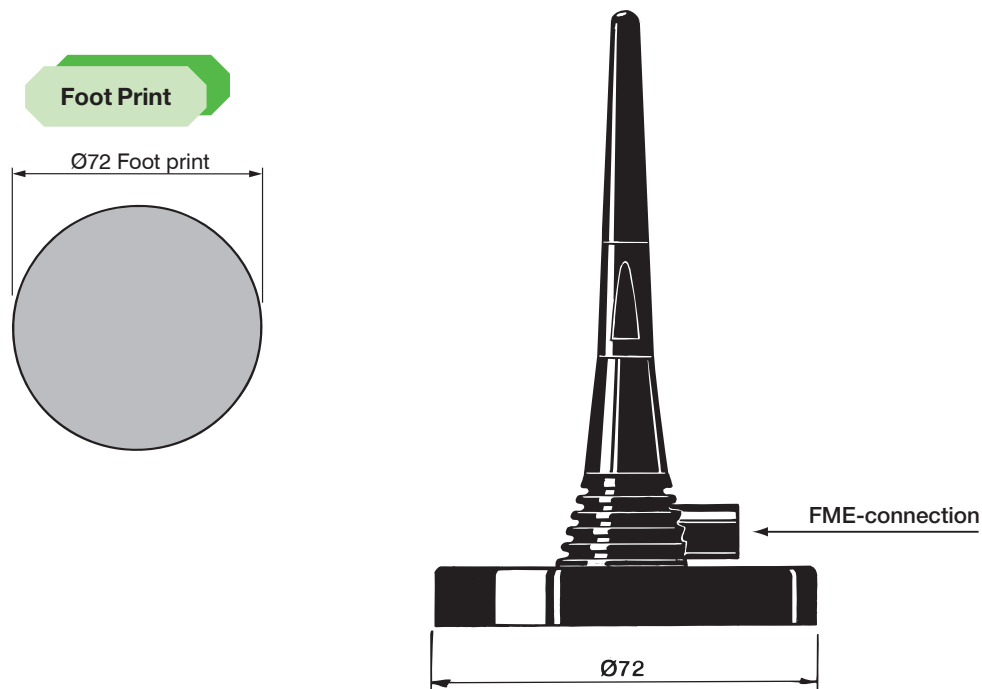
Installation



The MU 901/1801/UMTS-MMS should be mounted at the centre of the vehicle roof to ensure best omnidirectional coverage. The MiniMag (MMS) magnetic mount is especially suited for temporary antenna installations where it is not desirable to drill a hole in the vehicle. The magnetic mount can advantageously serve several vehicles by shifting it from one vehicle to another. The MiniMag (MMS) is provided with a thoroughly magnetized permanent ring magnet positioned in a carefully shaped magnetic circuit which yields an extraordinarily high attaching effect and makes this mount stand for very high values of bending moment and mechanical shock.

A silicone layer applied to the contact surface protects the car roof and ensures maximum friction.

1. INSTALLATION DIMENSIONS:



2. TUNING:

The antenna is delivered factory-tuned and requires no further tuning.

PLEASE NOTE:

For safety reasons: When using the MU 901/1801/UMTS-MMS, car speed must not exceed 180 km/h.