




10. SETUP PHOTOS

RADIATED MEASUREMENT SETUP AND XYZ	
	
ABOVE 1GHz FRONT PHOTO	BELOW 1GHz FRONT PHOTO



X-AXIS FRONT PHOTO




Y-AXIS FRONT PHOTO




Z-AXIS FRONT PHOTO

**ANTENNA PORT CONDUCTED RF MEASUREMENT SETUP AND
FREQUENCY STABILITY**



ANTENNA PORT CONDUCTED PHOTO



FREQUENCY STABILITY

END OF REPORT