


PHOTOGRAPHS OF THE TEST CONFIGURATION



AC Power Conducted Emissions



EUT with Ant. Set 1



Unwanted Emissions below 1 GHz



EUT with 50 ohm terminator








Unwanted Emissions above 1 GHz


EUT with 50 ohm terminator











PIFA Antenna







Monopole Antenna

