


## PHOTOGRAPHS OF THE TEST CONFIGURATION



### AC Power Conducted Emissions



#### EUT with Ant. Set 1



## Unwanted Emissions below 1 GHz

### EUT with 50 ohm terminator





## Unwanted Emissions above 1 GHz

### EUT with 50 ohm terminator

