

Appendix A. Test Photos


CLOSE-UP VIEW




2. Photographs of Transmitter Spurious Emissions Test Configuration

Test Configuration: Below 1GHz

FRONT VIEW



REAR VIEW




CLOSE-UP VIEW




Test Configuration: 1GHz~40GHz / Test Mode: Mode 1 and Mode 2

FRONT VIEW



REAR VIEW




CLOSE-UP VIEW



Test Configuration: Above 40GHz / Test Mode: Mode 1 and Mode 2

FRONT VIEW



CLOSE-UP VIEW



————THE END————