



FCC RADIO TEST REPORT

FCC ID : J9C-M2X75
Equipment : Module
Brand Name : Qualcomm
Model Name : M2X75
Applicant : Qualcomm Technologies, Inc.
5775 Morehouse Drive, San Diego, California 92121, United States
Manufacturer : Qualcomm Technologies, Inc.
5775 Morehouse Drive, San Diego, California 92121, United States
Standard : FCC 47 CFR Part 2, 22(H), 24(E), 27, Part 90(R), Part 90(S)

The product was received on Apr. 11, 2024 and testing was performed from May 20, 2024 to Jul. 27, 2024. We, Sporton International Inc. EMC & Wireless Communications Laboratory, would like to declare that the tested sample has been evaluated in accordance with the test procedures and has been in compliance with the applicable technical standards.

The test results in this report apply exclusively to the tested model / sample. Without written approval from Sporton International Inc. EMC & Wireless Communications Laboratory, the test report shall not be reproduced except in full.

Louis Wu

Approved by: Louis Wu

Sporton International Inc. EMC & Wireless Communications Laboratory

No. 52, Huaya 1st Rd., Guishan Dist., Taoyuan City 333, Taiwan (R.O.C.)



Table of Contents

History of this test report..... 3

Summary of Test Result..... 4

1 General Description 7

 1.1 Product Feature of Equipment Under Test..... 7

 1.2 Modification of EUT 8

 1.3 Testing Location 9

 1.4 Applicable Standards..... 9

2 Test Configuration of Equipment Under Test 10

 2.1 Test Mode..... 10

 2.2 Connection Diagram of Test System..... 14

 2.3 Support Unit used in test configuration and system 14

 2.4 Measurement Results Explanation Example..... 14

 2.5 Frequency List of Low/Middle/High Channels 15

3 Conducted Test Items..... 27

 3.1 Measuring Instruments 27

 3.2 Conducted Output Power and ERP/EIRP 28

 3.3 Peak-to-Average Ratio 29

 3.4 Occupied Bandwidth..... 30

 3.5 Conducted Band Edge 31

 3.6 Emission Mask..... 35

 3.7 Conducted Spurious Emission 37

 3.8 Frequency Stability 38

4 Radiated Test Items 39

 4.1 Measuring Instruments 39

 4.2 Radiated Spurious Emission Measurement 41

5 List of Measuring Equipment..... 43

6 Measurement Uncertainty 45

Appendix A. Test Results of Conducted Test

Appendix B. Test Results of Radiated Test

Appendix C. Test Setup Photographs



History of this test report

Report No.	Version	Description	Issue Date
FG3D2703-02C	01	Initial issue of report	Aug. 09, 2024



Summary of Test Result

Report Clause	Ref Std. Clause	Test Items	Result (PASS/FAIL)	Remark
3.2	§2.1046	Conducted Output Power	Pass	-
	§22.913 (a)(5) §90.635	Effective Radiated Power (n5) (n26)	Pass	
	§27.50 (b)(10) §27.50 (c)(10)	Effective Radiated Power (n12) (n13) (n71)		
	§24.232 (c) §27.50 (h)(2)	Equivalent Isotropic Radiated Power (n2) (n25) (n7) (n38) (n41)		
	§27.50 (d)(4)	Equivalent Isotropic Radiated Power (n66) (n70)		
	§27.50 (a)(3)	Effective Isotropic Radiated Power (n30)		
	§27.50 (j)(3)	Equivalent Isotropic Radiated Power (n77) (n78)		
	§27.50 (k)(3)	Equivalent Isotropic Radiated Power (n77) (n78)		
	§90.542 (a)(7)	Effective Radiated Power (n14)		
3.3	§24.232 (d) §27.50 (d)(5)	Peak-to-Average Ratio	Pass	-
3.4	§2.1049	Occupied Bandwidth	Pass	-
3.5	§2.1051 §22.917 (a) §24.238 (a) §27.53 (c)(2)(4) §27.53 (g) §27.53 (h)	Conducted Band Edge Measurement (n2) (n5) (n12) (n13) (n25) (n26) (n66) (n70) (n71)	Pass	-
	§2.1051 §27.53 (m)(4)	Conducted Band Edge Measurement (n7) (n38) (n41)		
	§2.1051 §27.53 (l)(2)	Conducted Band Edge Measurement (n77) (n78)		
	§2.1051 §27.53 (n)(2)	Conducted Band Edge Measurement (n77) (n78)		
	§2.1051 §27.53 (a)(4)	Conducted Band Edge Measurement (n30)		
	§2.1051 §90.543 (e)(2)	Conducted Band Edge Measurement (n14)		



Report Clause	Ref Std. Clause	Test Items	Result (PASS/FAIL)	Remark
3.6	§2.1051 §90.210 (n)	Emission Mask (n14)	Pass	-
	§2.1051 §90.691	Emission masks (n26)		
3.7	§2.1051 §22.917 (a) §24.238 (a) §27.53 (c)(2) §27.53 (g) §27.53 (h) §90.691	Conducted Spurious Emission (n2) (n5) (n12) (n13) (n25) (n26) (n66) (n70) (n71)	Pass	-
	§2.1051 §27.53 (m)(4)	Conducted Spurious Emission (n7) (n38) (n41)		
	§2.1051 §27.53 (l)(2)	Conducted Spurious Emission (n77) (n78)		
	§2.1051 §27.53 (n)(2)	Conducted Spurious Emission (n77) (n78)		
	§2.1051 §27.53 (a)(4)	Conducted Spurious Emission (n30)		
	§2.1051 §90.543 (e)(3)	Conducted Spurious Emission (n14)		
3.8	§2.1055 §22.355 §24.235 §27.54 §90.539 (e) §90.213	Frequency Stability Temperature & Voltage	Pass	-
4.2	§2.1053 §22.917 (a) §24.238 (a) §27.53 (c)(2) §27.53 (f) §27.53 (g) §27.53 (h) §90.691	Radiated Spurious Emission (n2) (n5) (n12) (n13) (n25) (n26) (n66) (n70) (n71)	Pass	7.91 dB under the limit at 10177.00 MHz
	§2.1053 §27.53 (m)(4)	Radiated Spurious Emission (n7) (n38) (n41)		
	§2.1053 §27.53 (l)(2)	Radiated Spurious Emission (n77) (n78)		
	§2.1053 §27.53 (n)(2)	Radiated Spurious Emission (n77) (n78)		
	§2.1053 §27.53 (a)(4)	Radiated Spurious Emission (n30)		
	§2.1053 §90.543 (e)(3) §90.543 (f)	Radiated Spurious Emission (n14)		



Conformity Assessment Condition:
1. The test results (PASS/FAIL) with all measurement uncertainty excluded are presented against the regulation limits or in accordance with the requirements stipulated by the applicant/manufacturer who shall bear all the risks of non-compliance that may potentially occur if measurement uncertainty is taken into account.
2. The measurement uncertainty please refer to each test result in the section "Measurement Uncertainty".
Disclaimer:
The product specifications of the EUT presented in the test report that may affect the test assessments are declared by the manufacturer who shall take full responsibility for the authenticity.

Reviewed by: Keven Cheng

Report Producer: Clio Lo



1 General Description

1.1 Product Feature of Equipment Under Test

Product Feature
General Specs WCDMA/LTE/5G NR and GNSS.

Remark: The EUT's information above is declared by manufacturer. Please refer to Disclaimer in report summary.

RF Exposure						
Max Antenna Gain(dBi)						
Band	Ant0	Ant1	Ant2	Ant3	Main Ant. #	MIMO Main Ant. #
n2	8	8	8	8	0	
n5	6				0	
n7	8	8	8	8	0	0&2
n12	6				0	
n13	6				0	
n14	6				0	
n25	8	8	8	8	0	0&2
n26	6				0	
n30	0.98	0.98	0.98	0.98	0	
n38	8	8	8	8	0	
n41(PC3)	8	8	8	8	0	0&2
n41(PC2)	6	6	6	6	0	0&2
n41(PC1.5)	3	3	3	3	0	0&2
n66	5	5	5	5	0	
n70	5.5	5.5	5.5	5.5	0	
n71	5.5				0	
n77(PC3)	4.9	4.9	4.9	4.9	2	2&0
n77(PC2)	2.9	2.9	2.9	2.9	2	2&0
n77(PC1.5)	-0.1	-0.1	-0.1	-0.1	2	2&0
n78(PC3)	4.9	4.9	4.9	4.9	2	2&0
n78(PC2)	2.9	2.9	2.9	2.9	2	2&0
n78(PC1.5)	-0.1	-0.1	-0.1	-0.1	2	2&0

Support band and evaluated information	
Supported band	n2, n5, n7, n12, n13, n14, n25, n26, n30, n38, n41, n66, n70, n71, n77, n78
Evaluated and Tested band	n7, n12, n13, n14, n25, n26, n30, n41, n66, n70, n71, n77, n78
Band covered information	Wider operating frequency band range covers narrower one when the power is worse as follows: ■ n25 cover n2 (Part 24) ■ n26 cover n5 (Part 22) ■ n41 cover n38 (Part 27) ■ n77 cover n78 (Part 27)



FDD/TDD band Power Class					
	SISO PC3	SISO PC2	MIMO PC3	MIMO PC2	MIMO PC1.5
n2	V				
n5	V				
n7	V		V		
n12	V				
n13	V				
n14	V				
n25	V		V		
n26	V				
n30	V				
n38	V				
n41	V	V	V	V	V
n66	V				
n70	V				
n71	V				
n77	V	V	V	V	V
n78	V	V	V	V	V

1.2 Modification of EUT

No modifications made to the EUT during the testing.



1.3 Testing Location

Test Site	Sporton International Inc. EMC & Wireless Communications Laboratory
Test Site Location	No.52, Huaya 1st Rd., Guishan Dist., Taoyuan City 333, Taiwan (R.O.C.) TEL: +886-3-327-3456 FAX: +886-3-328-4978
Test Site No.	Sporton Site No. TH03-HY
Test Engineer	Sherry Wu and Kelvin Lu
Temperature (°C)	20~24
Relative Humidity (%)	51~56

Test Site	Sporton International Inc. Wensan Laboratory
Test Site Location	No.58, Aly. 75, Ln. 564, Wenhua 3rd, Rd., Guishan Dist., Taoyuan City 333010, Taiwan (R.O.C.) TEL: +886-3-327-0868 FAX: +886-3-327-0855
Test Site No.	Sporton Site No. 03CH12-HY (TAF Code: 3786)
Test Engineer	Jesse Fan, Tim Lee and Wilson Wu
Temperature (°C)	20~25
Relative Humidity (%)	50~60
Remark	The Radiated Spurious Emission test item subcontracted to Sporton International Inc. Wensan Laboratory.

Note: The test site complies with ANSI C63.4 2014 requirement.

FCC Designation No.: TW1190 and TW3786

1.4 Applicable Standards

According to the specifications declared by the manufacturer, the EUT must comply with the requirements of the following standards:

- ♦ ANSI C63.26-2015
- ♦ FCC 47 CFR Part 2, 22(H), 24(E), 27, Part 90(R), Part 90(S)
- ♦ FCC KDB 971168 D01 Power Meas. License Digital Systems v03r01
- ♦ FCC KDB 412172 D01 Determining ERP and EIRP v01r01
- ♦ FCC KDB 414788 D01 Radiated Test Site v01r01.
- ♦ FCC KDB 662911 D01 Multiple Transmitter Output v02r01.

Remark:

1. All the test items were validated and recorded in accordance with the standards without any modification during the testing.
2. This EUT has also been tested and complied with the requirements of FCC Part 15, Subpart B, recorded in a separate test report.
3. The TAF code is not including all the FCC KDB listed without accreditation.



2 Test Configuration of Equipment Under Test

2.1 Test Mode

Antenna port conducted and radiated test items listed below are performed according to KDB 971168 D01 Power Meas. License Digital Systems v03r01 with maximum output power.

For radiated measurement, the measured emission level of the EUT was maximized by rotating the EUT on a turntable, adjusting the orientation of the EUT and EUT antenna in three orthogonal axis (X: flat, Y: portrait, Z: landscape), and adjusting the measurement antenna orientation, following C63.26 exploratory test procedures and only the worst case emissions were reported in this report.

Modulation Type	Modulation	Modulation Type	Modulation
A	DFT-s-OFDM pi/2 BPSK	N/A	N/A
B	DFT-s-OFDM QPSK	F	CP-OFDM QPSK
C	DFT-s-OFDM 16QAM	G	CP-OFDM 16QAM
D	DFT-s-OFDM 64QAM	H	CP-OFDM 64QAM
E	DFT-s-OFDM 256QAM	I	CP-OFDM 256QAM



<SISO Mode>

Test Item	Modulation Type	Bandwidth	RB Size	Channel
Conducted Power	A, B, C, D, E	All	1, Half, Full	L, M, H
EIRP	A, B, C, D, E	All	1, Half, Full	L, M, H
PAR	A, B, C, D, E	20 MHz or less	Outer_Full	M
Bandwidth	A,F,G,H,I	All	Outer_Full	M
CBE, Mask (Part 90)	A, B, C, D, E,F	All	Outer_1RB Outer_Full	L, M, H
CSE	B	Minimum	Inner_1RB	L, M, H
Frequency Stability	A	20 MHz or less	Outer_Full	M
RSE	A	Maximum or less	Inner_1RB	L, M, H

Remark:

1. Evaluated all the transmitter signal and reporting worst-case configuration among all modulation types.
2. The device is investigated from 30MHz to 10 times of fundamental signal for radiated spurious emission test under different RB size/offset and modulations in exploratory test. Subsequently, only the worst-case emissions are reported.
3. One representative bandwidth is selected to perform PAR.
4. Device 5G NR support SA &NSA Mode, are verified and the worst case is SA mode. Therefore, the report only performed SA test results.
5. For 5G NR n2/n7/n25/n30/n38/n41/n66/n70 support SISO Mode Antenna 0 (Main Ant.) and Antenna 1&2&3. Radiated Spurious Emission is full test. Conducted test items are verified and the worst case is Antenna 0. Therefore, the report only performed Antenna 0 test results.
6. For 5G NR n77/n78 support SISO Mode Antenna 2 (Main Ant.) and Antenna 0&1&3. Radiated Spurious Emission is full test. Conducted test items are verified and the worst case is Antenna 2. Therefore, the report only performed Antenna 2 test results.
7. For 5G NR N41/77/78 support PC2&PC3, and the PC2&PC3 have the same modulation, EIRP power and BW. Therefore, the report only performed Higher Conducted power (PC2) test results.
8. For 5G NR All Band SISO Mode support CP-OFDM & DFT-s-OFDM. Therefore, the report only performed Higher Conducted power (DFT-s-OFDM) test results.
9. For 5G NR N41/77/78 the test country code is set to MCC 310.



<MIMO Mode for n7 and n25>

Test Item	Modulation Type	Bandwidth	RB Size	Channel
Conducted Power	F,G,H,I	All	1, Half, Full	L, M, H
EIRP	F,G,H,I	All	1, Half, Full	L, M, H
PAR	F,G,H,I	20 MHz or less	Outer_Full	M
Bandwidth	F,G,H,I	All	Outer_Full	M
CBE	F,G,H,I	All	Outer_1RB Outer_Full	L, H
CSE	F	Minimum	Inner_1RB	L, M, H
Frequency Stability	F	20 MHz or less	Outer_Full	M
RSE	F	Maximum or less	Inner_1RB	L, M, H

Remark:

1. Evaluated all the transmitter signal and reporting worst-case configuration among all modulation types.
2. The device is investigated from 30MHz to 10 times of fundamental signal for radiated spurious emission test under different RB size/offset and modulations in exploratory test. Subsequently, only the worst-case emissions are reported.
3. One representative bandwidth is selected to perform PAR and Frequency Stability.
4. For 5G NR n7/n25 support MIMO Mode Antenna 0+2 (Main Ant.) and Antenna 0+1&0+3&1+2& 1+0&1+3&2+0&2+1&2+3&3+2&3+0&3+1; Radiated Spurious Emission is full test. Conducted test items are verified and the worst case is Antenna 0+2. Therefore, the report only performed Antenna 0+2 test results.
5. For 5G NR n7/n25 support PC2&PC3, and the PC2&PC3 have the same modulation, EIRP power and BW. Therefore, the report only performed Higher Conducted power (PC2) test results.
6. For 5G NR n7/n25 MIMO Mode Modulation support CP-OFDM only.



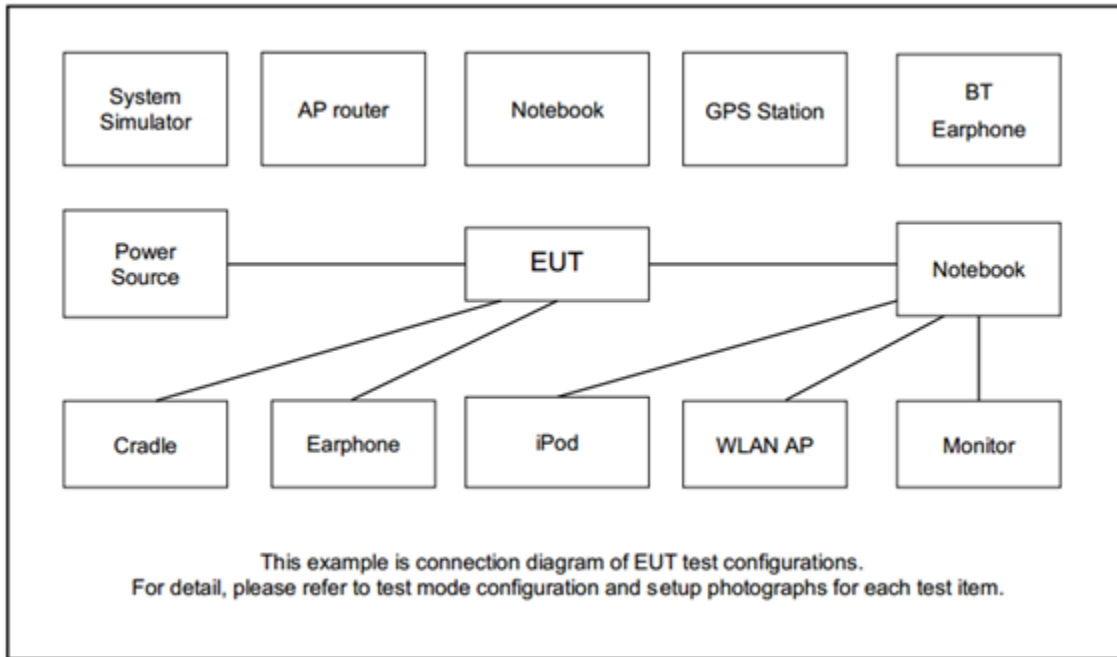
<MIMO Mode for n41, n77 and n78>

Test Item	Modulation Type	Bandwidth	RB Size	Channel
Conducted Power	A, B, C, D, E	All	1, Half, Full	L, M, H
EIRP	A, B, C, D, E	All	1, Half, Full	L, M, H
PAR	A, B, C, D, E	20 MHz or less	Outer_Full	M
Bandwidth	A,F,G,H,I	All	Outer_Full	M
CBE	A, B, C, D, E,F	All	Outer_1RB Outer_Full	L, H
CSE	B	Minimum	Inner_1RB	L, M, H
Frequency Stability	A	20 MHz or less	Outer_Full	M
RSE	A	Maximum or less	Inner_1RB	L, M, H

Remark:

1. Evaluated all the transmitter signal and reporting worst-case configuration among all modulation types.
2. The device is investigated from 30MHz to 10 times of fundamental signal for radiated spurious emission test under different RB size/offset and modulations in exploratory test. Subsequently, only the worst-case emissions are reported.
3. One representative bandwidth is selected to perform PAR and Frequency Stability.
4. For 5G NR n41 support MIMO Mode Antenna 0+2 (Main Ant.) and Antenna 0+1&0+3&1+2&1+0&1+3&2+0&2+1&2+3&3+2&3+0&3+1; Radiated Spurious Emission is full test. Conducted test items are verified and the worst case is Antenna 0+2. Therefore, the report only performed Antenna 0+2 test results.
5. For 5G NR n77/n78 support MIMO Mode Antenna 2+0 (Main Ant.) and Antenna 0+1&0+3&1+2&1+0&1+3&0+2&2+1&2+3&3+2&3+0&3+1; Radiated Spurious Emission is full test. Conducted test items are verified and the worst case is Antenna 2+0. Therefore, the report only performed Antenna 2+0 test results.
6. For 5G NR N41/N77/N78 support PC2&PC3&PC1.5, and the PC2&PC3&PC1.5 have the same modulation, EIRP power and BW. Therefore, the report only performed Higher Conducted power (PC1.5) test results.
7. For 5G NR n41/n77/n78 MIMO Mode Modulation support CP-OFDM & DFT-s-OFDM. Therefore, the report only performed Higher Conducted power (DFT-s-OFDM) test results.
8. For 5G NR n41 the test country code is set to MCC 310.

2.2 Connection Diagram of Test System



2.3 Support Unit used in test configuration and system

Item	Equipment	Brand Name	Model No.	FCC ID	Data Cable	Power Cord
1.	System Simulator	Anritsu	MT8821C	N/A	N/A	Unshielded, 1.8 m
2.	5G Wireless Test Platform	Anritsu	MT8000A	N/A	N/A	Unshielded, 1.8 m
3.	DC Power Supply	GW Instek	GEU810960	FCC DoC	N/A	N/A
4.	Carrier board	Qualcomm	30-35174-500	N/A	N/A	N/A

2.4 Measurement Results Explanation Example

For all conducted test items:

The offset level is set in the spectrum analyzer to compensate the RF cable loss and attenuator factor between EUT conducted output port and spectrum analyzer. With the offset compensation, the spectrum analyzer reading level is exactly the EUT RF output level.

The spectrum analyzer offset is derived from RF cable loss and attenuator factor.

$$\text{Offset} = \text{RF cable loss} + \text{attenuator factor}.$$

Following shows an offset computation example with cable loss 4.2 dB and 10dB attenuator.

Example :

$$\begin{aligned} \text{Offset(dB)} &= \text{RF cable loss(dB)} + \text{attenuator factor(dB)}. \\ &= 4.2 + 10 = 14.2 \text{ (dB)} \end{aligned}$$



2.5 Frequency List of Low/Middle/High Channels

5G NR n2 Channel and Frequency List				
BW [MHz]	Channel/Frequency(MHz)	Lowest	Middle	Highest
35	Channel	373500	376000	378500
	Frequency	1867.5	1880	1892.5
30	Channel	373000	376000	379000
	Frequency	1865	1880	1895
25	Channel	372500	376000	379500
	Frequency	1862.5	1880	1897.5
20	Channel	372000	376000	380000
	Frequency	1860	1880	1900
15	Channel	371500	376000	380500
	Frequency	1857.5	1880	1902.5
10	Channel	371000	376000	381000
	Frequency	1855	1880	1905
5	Channel	370500	376000	381500
	Frequency	1852.5	1880	1907.5

5G NR n5 Channel and Frequency List				
BW [MHz]	Channel/Frequency(MHz)	Lowest	Middle	Highest
20	Channel	166800	167300	167800
	Frequency	834	836.5	839
15	Channel	166300	167300	168300
	Frequency	831.5	836.5	841.5
10	Channel	165800	167300	168800
	Frequency	829	836.5	844
5	Channel	165300	167300	169300
	Frequency	826.5	836.5	846.5



5G NR n7 Channel and Frequency List				
BW [MHz]	Channel/Frequency(MHz)	Lowest	Middle	Highest
40	Channel	504000	507000	510000
	Frequency	2520	2535	2550
35	Channel	503500	507000	510500
	Frequency	2517.5	2535	2552.5
30	Channel	503000	507000	511000
	Frequency	2515	2535	2555
25	Channel	502500	507000	511500
	Frequency	2512.5	2535	2557.5
20	Channel	502000	507000	512000
	Frequency	2510	2535	2560
15	Channel	501500	507000	512500
	Frequency	2507.5	2535	2562.5
10	Channel	501000	507000	513000
	Frequency	2505	2535	2565
5	Channel	500500	507000	513500
	Frequency	2502.5	2535	2567.5

5G NR n12 Channel and Frequency List				
BW [MHz]	Channel/Frequency(MHz)	Lowest	Middle	Highest
15	Channel	141300	141500	141700
	Frequency	706.5	707.5	708.5
10	Channel	140800	141500	142200
	Frequency	704	707.5	711
5	Channel	140300	141500	142700
	Frequency	701.5	707.5	713.5

5G NR n13 Channel and Frequency List				
BW [MHz]	Channel/Frequency(MHz)	Lowest	Middle	Highest
10	Channel	-	156400	-
	Frequency	-	782	-
5	Channel	155900	156400	156900
	Frequency	779.5	782	784.5



5G NR n14 Channel and Frequency List				
BW [MHz]	Channel/Frequency(MHz)	Lowest	Middle	Highest
10	Channel	-	158600	-
	Frequency	-	793	-
5	Channel	158100	158600	159100
	Frequency	790.5	793	795.5

5G NR n25 Channel and Frequency List				
BW [MHz]	Channel/Frequency(MHz)	Lowest	Middle	Highest
40	Channel	374000	376500	379000
	Frequency	1870	1882.5	1895
35	Channel	373500	376500	379500
	Frequency	1867.5	1882.5	1897.5
30	Channel	373000	376500	380000
	Frequency	1865	1882.5	1900
25	Channel	372500	376500	380500
	Frequency	1862.5	1882.5	1902.5
20	Channel	372000	376500	381000
	Frequency	1860	1882.5	1905
15	Channel	371500	376500	381500
	Frequency	1857.5	1882.5	1907.5
10	Channel	371000	376500	382000
	Frequency	1855	1882.5	1910
5	Channel	370500	376500	382500
	Frequency	1852.5	1882.5	1912.5



5G NR n26 Channel and Frequency List (Part22H)				
BW [MHz]	Channel/Frequency(MHz)	Lowest	Middle	Highest
20	Channel	166800	167300	167800
	Frequency	834	836.5	839
15	Channel	166300	167300	168300
	Frequency	831.5	836.5	841.5
10	Channel	165800	167300	168800
	Frequency	829	836.5	844
5	Channel	165300	167300	169300
	Frequency	826.5	836.5	846.5

5G NR n26 Channel and Frequency List (Part90S)				
BW [MHz]	Channel/Frequency(MHz)	Lowest	Middle	Highest
10	Channel	-	163800	-
	Frequency	-	819	-
5	Channel	163300	163800	164300
	Frequency	816.5	819	821.5

5G NR n26 Straddle Channel and Frequency List (Part 90S)				
BW [MHz]	Channel/Frequency(MHz)	Lowest	Middle	Highest
20	Channel	-	164800	-
	Frequency	-	824	-
15	Channel	-	164800	-
	Frequency	-	824	-
10	Channel	-	164800	-
	Frequency	-	824	-
5	Channel	-	164800	-
	Frequency	-	824	-

5G NR n30 Channel and Frequency List				
BW [MHz]	Channel/Frequency(MHz)	Lowest	Middle	Highest
10	Channel	-	27710	-
	Frequency	-	2310	-
5	Channel	27685	27710	27735
	Frequency	2307.5	2310	2312.5



5G NR n38 Channel and Frequency List				
BW [MHz]	Channel/Frequency(MHz)	Lowest	Middle	Highest
40	Channel	518000	519000	520000
	Frequency	2590	2595	2600
30	Channel	517000	519000	521000
	Frequency	2585	2595	2605
25	Channel	516500	519000	521500
	Frequency	2582.5	2595	2607.5
20	Channel	516000	519000	522000
	Frequency	2580	2595	2610
15	Channel	515500	519000	522500
	Frequency	2577.5	2595	2612.5
10	Channel	515000	519000	523000
	Frequency	2575	2595	2615



5G NR n41 Channel and Frequency List				
BW [MHz]	Channel/Frequency(MHz)	Lowest	Middle	Highest
100	Channel	509202	518598	528000
	Frequency	2546.01	2592.99	2640
90	Channel	508200	518598	528996
	Frequency	2541	2592.99	2644.98
80	Channel	507204	518598	529998
	Frequency	2536.02	2592.99	2649.99
70	Channel	506202	518598	531000
	Frequency	2531.01	2592.99	2655
60	Channel	505200	518598	531996
	Frequency	2526	2592.99	2659.98
50	Channel	504204	518598	532998
	Frequency	2521.02	2592.99	2664.99
40	Channel	503202	518598	534000
	Frequency	2516.01	2592.99	2670
30	Channel	502200	518598	534996
	Frequency	2511	2592.99	2674.98
25	Channel	501702	518598	535500
	Frequency	2508.51	2592.99	2677.5
20	Channel	501204	518598	535998
	Frequency	2506.02	2592.99	2679.99
15	Channel	500700	518598	536496
	Frequency	2503.5	2592.99	2682.48
10	Channel	500202	518598	537000
	Frequency	2501.01	2592.99	2685



5G NR n66 Channel and Frequency List				
BW [MHz]	Channel/Frequency(MHz)	Lowest	Middle	Highest
40	Channel	346000	349000	352000
	Frequency	1730	1745	1760
35	Channel	345500	349000	352500
	Frequency	1727.5	1745	1762.5
30	Channel	345000	349000	353000
	Frequency	1725	1745	1765
25	Channel	344500	349000	353500
	Frequency	1722.5	1745	1767.5
20	Channel	344000	349000	354000
	Frequency	1720	1745	1770
15	Channel	343500	349000	354500
	Frequency	1717.5	1745	1772.5
10	Channel	343000	349000	355000
	Frequency	1715	1745	1775
5	Channel	342500	349000	355500
	Frequency	1712.5	1745	1777.5

5G NR n70 Channel and Frequency List				
BW [MHz]	Channel/Frequency(MHz)	Lowest	Middle	Highest
15	Channel	-	340500	-
	Frequency	-	1702.5	-
10	Channel	340000	340500	341000
	Frequency	1700	1702.5	1705
5	Channel	339500	340500	341500
	Frequency	1697.5	1702.5	1707.5



5G NR n71 Channel and Frequency List				
BW [MHz]	Channel/Frequency(MHz)	Lowest	Middle	Highest
20	Channel	134600	136100	137600
	Frequency	673	680.5	688
15	Channel	134100	136100	138100
	Frequency	670.5	680.5	690.5
10	Channel	133600	136100	138600
	Frequency	668	680.5	693
5	Channel	133100	136100	139100
	Frequency	665.5	680.5	695.5



5G NR Band n77 (Part270) Channel and Frequency List				
BW [MHz]	Channel/Frequency(MHz)	Lowest	Middle	Highest
100	Channel	650000	656000	662000
	Frequency	3750	3840	3930
90	Channel	649668	656000	662332
	Frequency	3745.02	3840	3934.98
80	Channel	649334	656000	662666
	Frequency	3740.01	3840	3939.99
70	Channel	649000	656000	663000
	Frequency	3735	3840	3945
60	Channel	648668	656000	663332
	Frequency	3730.02	3840	3949.98
50	Channel	648334	656000	663666
	Frequency	3725.01	3840	3954.99
40	Channel	648000	656000	664000
	Frequency	3720	3840	3960
30	Channel	647668	656000	664332
	Frequency	3715.02	3840	3965
25	Channel	647500	656000	664500
	Frequency	3712.5	3840	3967.5
20	Channel	647334	656000	664666
	Frequency	3710.01	3840	3969.99
15	Channel	647168	656000	664832
	Frequency	3707.52	3840	3972.48
10	Channel	647000	656000	665000
	Frequency	3705	3840	3975



5G NR n78 (Part270) Channel and Frequency List				
BW [MHz]	Channel/Frequency(MHz)	Lowest	Middle	Highest
100	Channel	-	650000	-
	Frequency	-	3750	-
90	Channel	649668	650000	650332
	Frequency	3745.02	3750	3754.98
80	Channel	649334	650000	650666
	Frequency	3740.01	3750	3759.99
70	Channel	649000	650000	651000
	Frequency	3735	3750	3765
60	Channel	648668	650000	651332
	Frequency	3730.02	3750	3769.98
50	Channel	648334	650000	651666
	Frequency	3725.01	3750	3774.99
40	Channel	648000	650000	652000
	Frequency	3720	3750	3780
30	Channel	647668	650000	652332
	Frequency	3715.02	3750	3784.98
25	Channel	647500	650000	652500
	Frequency	3712.5	3750	3787.5
20	Channel	647334	650000	652666
	Frequency	3710.01	3750	3789.99
15	Channel	647168	650000	652832
	Frequency	3707.52	3750	3792.48
10	Channel	647000	650000	653000
	Frequency	3705	3750	3795



5G NR Band n77 (Part27Q) Channel and Frequency List				
BW [MHz]	Channel/Frequency(MHz)	Lowest	Middle	Highest
100	Channel	-	633334	-
	Frequency	-	3500.01	-
90	Channel	633000	633334	633666
	Frequency	3495	3500.01	3504.99
80	Channel	632668	633334	634000
	Frequency	3490.02	3500.01	3510
70	Channel	632334	633334	634332
	Frequency	3485.01	3500.01	3514.98
60	Channel	632000	633334	634666
	Frequency	3480	3500.01	3519.99
50	Channel	631668	633334	635000
	Frequency	3475.02	3500.01	3525
40	Channel	631334	633334	635332
	Frequency	3470.01	3500.01	3529.98
30	Channel	631000	633334	635666
	Frequency	3465	3500.01	3534.99
25	Channel	630834	633334	635832
	Frequency	3462.51	3500.01	3537.48
20	Channel	630668	633334	636000
	Frequency	3460.02	3500.01	3540
15	Channel	630500	633334	636166
	Frequency	3457.5	3500.01	3542.49
10	Channel	630334	633334	636332
	Frequency	3455.01	3500.01	3544.98



5G NR n78 (Part27Q) Channel and Frequency List				
BW [MHz]	Channel/Frequency(MHz)	Lowest	Middle	Highest
100	Channel	-	633334	-
	Frequency	-	3500.01	-
90	Channel	633000	633334	633666
	Frequency	3495	3500.01	3504.99
80	Channel	632668	633334	634000
	Frequency	3490.02	3500.01	3510
70	Channel	632334	633334	634332
	Frequency	3485.01	3500.01	3514.98
60	Channel	632000	633334	634666
	Frequency	3480	3500.01	3519.99
50	Channel	631668	633334	635000
	Frequency	3475.02	3500.01	3525
40	Channel	631334	633334	635332
	Frequency	3470.01	3500.01	3529.98
30	Channel	631000	633334	635666
	Frequency	3465	3500.01	3534.99
25	Channel	630834	633334	635832
	Frequency	3462.51	3500.01	3537.48
20	Channel	630668	633334	636000
	Frequency	3460.02	3500.01	3540
15	Channel	630500	633334	636166
	Frequency	3457.5	3500.01	3542.49
10	Channel	630334	633334	636332
	Frequency	3455.01	3500.01	3544.98


3 Conducted Test Items

3.1 Measuring Instruments

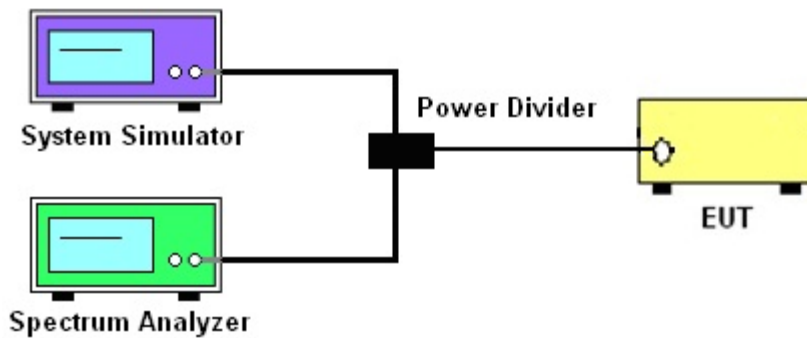
See list of measuring instruments of this test report.

3.1.1 Test Setup

3.1.2 Conducted Output Power



3.1.3 Peak-to-Average Ratio, Occupied Bandwidth ,Conducted Band-Edge, Emission Mask and Conducted Spurious Emission



3.1.4 Frequency Stability



3.1.5 Test Result of Conducted Test

Please refer to Appendix A.



3.2 Conducted Output Power and ERP/EIRP

3.2.1 Description of the Conducted Output Power Measurement and ERP/EIRP Measurement

A system simulator was used to establish communication with the EUT. Its parameters were set to force the EUT transmitting at maximum output power. The measured power in the radio frequency on the transmitter output terminals shall be reported.

The ERP of mobile transmitters must not exceed 7 Watts for 5G NR n5, n26 (Part 22H)

The power of mobile transmitters must not exceed 100 Watts for 5G NR n26 (Part 90S)

The ERP of mobile transmitters must not exceed 3 Watts for 5G NR n12, n13, n14, n71

The EIRP of mobile transmitters must not exceed 2 Watts for 5G NR n2, n25, n7, n38, n41

The EIRP of mobile transmitters must not exceed 1 Watts for 5G NR n66, n70, n77, n78

The EIRP of mobile transmitters must not exceed 250mW/5MHz for 5G NR n30

According to KDB 412172 D01 Power Approach,

$EIRP = P_T + G_T - L_C$, $ERP = EIRP - 2.15$, where

P_T = transmitter output power in dBm

G_T = gain of the transmitting antenna in dBi

L_C = signal attenuation in the connecting cable between the transmitter and antenna in dB

The MIMO mode is completely uncorrelated, so the directional gain is selected the maximum gain among all antennas.

3.2.2 Test Procedures

1. The transmitter output port was connected to the system simulator.
2. Set EUT at maximum power through the system simulator.
3. Select lowest, middle, and highest channels for each band and different modulation.
4. Measure and record the power level from the system simulator.



3.3 Peak-to-Average Ratio

3.3.1 Description of the PAR Measurement

Power Complementary Cumulative Distribution Function (CCDF) curves provide a means for characterizing the power peaks of a digitally modulated signal on a statistical basis. A CCDF curve depicts the probability of the peak signal amplitude exceeding the average power level. Most contemporary measurement instrumentation include the capability to produce CCDF curves for an input signal provided that the instrument's resolution bandwidth can be set wide enough to accommodate the entire input signal bandwidth. In measuring transmissions in this band using an average power technique, the peak-to-average ratio (PAR) of the transmission may not exceed 13 dB.

3.3.2 Test Procedures

The testing follows ANSI C63.26-2015 Section 5.2.6

1. The EUT was connected to spectrum and system simulator via a power divider.
2. Set the CCDF (Complementary Cumulative Distribution Function) option in spectrum analyzer.
3. The highest RF powers were measured and recorded the maximum PAPR level associated with a probability of 0.1 %.
4. Record the deviation as Peak to Average Ratio.



3.4 Occupied Bandwidth

3.4.1 Description of Occupied Bandwidth Measurement

The occupied bandwidth is the width of a frequency band such that, below the lower and above the upper frequency limits, the mean powers emitted are each equal to a specified percentage 0.5% of the total mean transmitted power.

The 26 dB emission bandwidth is defined as the frequency range between two points, one above and one below the carrier frequency, at which the spectral density of the emission is attenuated 26 dB below the maximum in-band spectral density of the modulated signal. Spectral density (power per unit bandwidth) is to be measured with a detector of resolution bandwidth equal to approximately 1.0% of the emission bandwidth.

3.4.2 Test Procedures

The testing follows ANSI C63.26-2015 Section 5.4.3 (26dB) and Section 5.4.4 (99OB)

1. The EUT was connected to spectrum analyzer and system simulator via a power divider.
2. The spectrum analyzer center frequency is set to the nominal EUT channel center frequency. The span range for the spectrum analyzer shall be between two and five times the anticipated OBW.
3. The nominal resolution bandwidth (RBW) shall be in the range of 1 to 5 % of the anticipated OBW, and the VBW shall be at least 3 times the RBW.
4. Set the detection mode to peak, and the trace mode to max hold.
5. Determine the reference value: Set the EUT to transmit a modulated signal. Allow the trace to stabilize. Set the spectrum analyzer marker to the highest level of the displayed trace.
(this is the reference value)
6. Determine the “-26 dB down amplitude” as equal to (Reference Value – X).
7. Place two markers, one at the lowest and the other at the highest frequency of the envelope of the spectral display such that each marker is at or slightly below the “-X dB down amplitude” determined in step 6. If a marker is below this “-X dB down amplitude” value it shall be placed as close as possible to this value. The OBW is the positive frequency difference between the two markers.
8. Use the 99 % power bandwidth function of the spectrum analyzer and report the measured bandwidth.



3.5 Conducted Band Edge

3.5.1 Description of Conducted Band Edge Measurement

22.917(a)

For operations in the 824 – 849 MHz band, the FCC limit is $43 + 10\log_{10}(P[\text{Watts}])$ dB below the transmitter power $P(\text{Watts})$ in a 100kHz bandwidth. However, in the 1MHz bands immediately outside and adjacent to the licensee's frequency block, a resolution bandwidth of at least one percent of the emission bandwidth of the fundamental emission of the transmitter may be employed.

24.238 (a)

For operations in the 1850-1910 and 1930-1990 MHz band, the FCC limit is $43 + 10\log_{10}(P[\text{Watts}])$ dB below the transmitter power $P(\text{Watts})$ in a 1MHz bandwidth. However, in the 1 MHz bands immediately outside and adjacent to the frequency block a resolution bandwidth of at least one percent of the emission bandwidth of the fundamental emission of the transmitter may be employed.

27.53 (c)

For operations in the 776-788 MHz band, the FCC limit is $43 + 10\log_{10}(P[\text{Watts}])$ dB below the transmitter power $P(\text{Watts})$ in a 100 kHz bandwidth. However, in the 100 kHz bands immediately outside and adjacent to the frequency block, a resolution bandwidth of at least 30 kHz may be employed. In addition, the power of any unwanted emissions in any 6.25 kHz bandwidth for all frequencies between 763-775 MHz and 793-806 MHz shall be attenuated below the transmitter power, P (dBW), by at least $65 + 10 \log_{10} p(\text{watts})$, dB, for mobile and portable equipment.

27.53 (g)

For operations in the 600MHz band and 698-746 MHz band, the FCC limit is $43 + 10\log_{10}(P[\text{Watts}])$ dB below the transmitter power $P(\text{Watts})$ in a 100 kHz bandwidth. However, in the 100 kilohertz bands immediately outside and adjacent to a licensee's frequency block, a resolution bandwidth of at least 30 kHz may be employed.

27.53 (h)

For operations in the 1710 – 1755 MHz band, 1755-1780 MHz, the FCC limit is $43 + 10\log_{10}(P[\text{Watts}])$ dB below the transmitter power $P(\text{Watts})$ in a 1 MHz bandwidth. However, in the 1MHz bands immediately outside and adjacent to the licensee's frequency block, a resolution bandwidth of at least one percent of the emission bandwidth of the fundamental emission of the transmitter may be employed.

**27.53(m)(4)**

For mobile digital stations, the attenuation factor shall be not less than $40 + 10 \log (P)$ dB on all frequencies between the channel edge and 5 megahertz from the channel edge, $43 + 10 \log (P)$ dB on all frequencies between 5 megahertz and X megahertz from the channel edge, and $55 + 10 \log (P)$ dB on all frequencies more than X megahertz from the channel edge, where X is the greater of 6 megahertz or the actual emission bandwidth as defined in paragraph (m)(6) of this section. In addition, the attenuation factor shall not be less that $43 + 10 \log (P)$ dB on all frequencies between 2490.5 MHz and 2496 MHz and $55 + 10 \log (P)$ dB at or below 2490.5 MHz. Mobile Satellite Service licensees operating on frequencies below 2495 MHz may also submit a documented interference complaint against BRS licensees operating on channel BRS Channel 1 on the same terms and conditions as adjacent channel BRS or EBS licensees.

27.53 (a)(4)

For mobile and portable stations operating in the 2305-2315 MHz and 2350-2360 MHz bands:

- (i) By a factor of not less than: $43 + 10 \log (P)$ dB on all frequencies between 2305 and 2320 MHz and on all frequencies between 2345 and 2360 MHz that are outside the licensed band(s) of operation, not less than $55 + 10 \log (P)$ dB on all frequencies between 2320 and 2324 MHz and on all frequencies between 2341 and 2345 MHz, not less than $61 + 10 \log (P)$ dB on all frequencies between 2324 and 2328 MHz and on all frequencies between 2337 and 2341 MHz, and not less than $67 + 10 \log (P)$ dB on all frequencies between 2328 and 2337 MHz.
- (ii) By a factor of not less than $43 + 10 \log (P)$ dB on all frequencies between 2300 and 2305 MHz, $55 + 10 \log (P)$ dB on all frequencies between 2296 and 2300 MHz, $61 + 10 \log (P)$ dB on all frequencies between 2292 and 2296 MHz, $67 + 10 \log (P)$ dB on all frequencies between 2288 and 2292 MHz, and $70 + 10 \log (P)$ dB below 2288 MHz.
- (iii) By a factor of not less than $43 + 10 \log (P)$ dB on all frequencies between 2360 and 2365 MHz, and not less than $70 + 10 \log (P)$ dB above 2365 MHz.



27.53 (l)(2)

For mobile operations in the 3700-3980 MHz band, the conducted power of any emission outside the licensee's authorized bandwidth shall not exceed -13 dBm/MHz. Compliance with this paragraph (l)(2) is based on the use of measurement instrumentation employing a resolution bandwidth of 1 megahertz or greater. However, in the 1 megahertz bands immediately outside and adjacent to the licensee's frequency block, the minimum resolution bandwidth for the measurement shall be either one percent of the emission bandwidth of the fundamental emission of the transmitter or 350 kHz. In the bands between 1 and 5 MHz removed from the licensee's frequency block, the minimum resolution bandwidth for the measurement shall be 500 kHz. The emission bandwidth is defined as the width of the signal between two points, one below the carrier center frequency and one above the carrier center frequency, outside of which all emissions are attenuated at least 26 dB below the transmitter power.

27.53 (n)(2)

For mobile operations in the 3450-3550 MHz band, the conducted power of any emission outside the licensee's authorized bandwidth shall not exceed -13 dBm/MHz. Compliance with this paragraph (n)(2) is based on the use of measurement instrumentation employing a resolution bandwidth of 1 megahertz or greater. However, in the 1 megahertz bands immediately outside and adjacent to the licensee's frequency block, a resolution bandwidth of at least one percent of the emission bandwidth of the fundamental emission of the transmitter may be employed, but limited to a maximum of 200 kHz. In the bands between 1 and 5 MHz removed from the licensee's frequency block, the minimum resolution bandwidth for the measurement shall be 500 kHz. The emission bandwidth is defined as the width of the signal between two points, one below the carrier center frequency and one above the carrier center frequency, outside of which all emissions are attenuated at least 26 dB below the transmitter power.

90.543(e)

- (1) On all frequencies between 769-775 MHz and 799-805 MHz, by a factor not less than $76 + 10 \log (P)$ dB in a 6.25 kHz band segment, for base and fixed stations.
- (2) On all frequencies between 769-775 MHz and 799-805 MHz, by a factor not less than $65 + 10 \log (P)$ dB in a 6.25 kHz band segment, for mobile and portable stations.
- (3) On any frequency between 775-788 MHz, above 805 MHz, and below 758 MHz, by at least $43 + 10 \log (P)$ dB.



3.5.2 Test Procedures

The testing follows FCC KDB 971168 D01 v03r01 Section 6.1.

1. The EUT was connected to spectrum analyzer and system simulator via a power divider.
2. The band edges of low and high channels for the highest RF powers were measured.
3. Set RBW \geq 1% EBW in the 1MHz band immediately outside and adjacent to the band edge.
4. Beyond the 1 MHz band from the band edge, RBW=1MHz was used.
5. Set spectrum analyzer with RMS detector.
6. The RF fundamental frequency should be excluded against the limit line in the operating frequency band.
7. Checked that all the results comply with the emission limit line.
8. For MIMO mode, add additional MIMO factor $10\log(\text{NTX}=2) = 3.01\text{dB}$ into the spectrum analyzer offset.



3.6 Emission Mask

3.6.1 Description of Emissions Mask Measurement

For 5G NR n14

Transmitters designed must meet the emission mask comply with the emission mask provisions of FCC Part 90.210(n).

For 5G NR n26

Equipment used in this licensed to EA or non-EA systems shall comply with the emission mask provisions of FCC Part 90.691

(a) Out-of-band emission requirement shall apply only to the "outer" channels included in an EA license and to spectrum adjacent to interior channels used by incumbent licensees. The emission limits are as follows:

(1) For any frequency removed from the EA licensee's frequency block by up to and including 37.5 kHz, the power of any emission shall be attenuated below the transmitter power (P) in watts by at least $116 \text{ Log}_{10}(f/6.1)$ decibels or $50 + 10 \text{ Log}_{10}(P)$ decibels or 80 decibels, whichever is the lesser attenuation, where f is the frequency removed from the center of the outer channel in the block in kilohertz and where f is greater than 12.5 kHz.

(2) For any frequency removed from the EA licensee's frequency block greater than 37.5 kHz, the power of any emission shall be attenuated below the transmitter power (P) in watts by at least $43 + 10 \text{ Log}_{10}(P)$ decibels or 80 decibels, whichever is the lesser attenuation, where f is the frequency removed from the center of the outer channel in the block in kilohertz and where f is greater than 37.5 kHz.



3.6.2 Test Procedures

For 5G NR n14

The testing follows FCC KDB 971168 D01 v03r01 Section 6.0.

1. The EUT was connected to spectrum analyzer and system simulator via a power divider.
2. The power of the modulated signal was measured on a spectrum analyzer using an RMS and 10 second sweep time in order to maximize the level.
3. The RF fundamental frequency should be excluded against the limit line in the operating frequency band.

For 5G NR n26

1. The EUT was connected to spectrum analyzer and base station via power divider.
2. The emissions mask of low and high channels for the highest RF powers were measured.
3. Set RBW and VBW 3 times of RBW to make the measurement with the spectrum analyzer's, and according to KDB 971168 D02 Misc Rev Approve License Devices v02r01 standards, set RBW = 300 Hz to make offsets less than 37.5 kHz from a channel edge , RBW = 100 kHz to make offsets greater than 37.5 kHz, that is allowed.
4. The test results were shown below plots with a correction offset factor including cable loss, insertion loss of power divider.



3.7 Conducted Spurious Emission

3.7.1 Description of Conducted Spurious Emission Measurement

The power of any emission outside of the authorized operating frequency ranges must be lower than the transmitter power (P) by a factor of at least $43 + 10 \log (P)$ dB.

For 5G NR n30

The power of any emission outside of the authorized operating frequency ranges must be lower than the transmitter power (P) by a factor of at least $70 + 10 \log (P)$ dB.

For 5G NR n7, n38, n41

The power of any emission outside of the authorized operating frequency ranges must be lower than the transmitter power (P) by a factor of at least $55 + 10 \log (P)$ dB.

It is measured by means of a calibrated spectrum analyzer and scanned from 30 MHz up to a frequency including its 10th harmonic.

3.7.2 Test Procedures

The testing follows FCC KDB 971168 D01 v03r01 Section 6.1.

1. The EUT was connected to spectrum analyzer and system simulator via a power divider.
2. The RF output of EUT was connected to the spectrum analyzer by RF cable and attenuator. The path loss was compensated to the results for each measurement.
3. The conducted spurious emission for the whole frequency range was taken.
4. Make the measurement with the spectrum analyzer's RBW = 100 kHz if the authorized frequency band/block is at or below 1 GHz and 1 MHz if the authorized frequency band/block is above 1 GH, VBW = 3 * RBW.
5. Set spectrum analyzer with RMS detector.
6. Taking the record of maximum spurious emission.
7. The RF fundamental frequency should be excluded against the limit line in the operating frequency band.
8. For MIMO mode, add additional MIMO factor $10\log(\text{NTX}=2) = 3.01\text{dB}$ into the spectrum analyzer offset.



3.8 Frequency Stability

3.8.1 Description of Frequency Stability Measurement

22.355

The frequency stability shall be measured by variation of ambient temperature and variation of primary supply voltage to ensure that the fundamental emission stays within the authorized frequency block. The frequency stability of the transmitter shall be maintained within $\pm 0.00025\%$ ($\pm 2.5\text{ppm}$) of the center frequency.

24.235 & 27.54

The frequency stability shall be sufficient to ensure that the fundamental emission stays within the authorized frequency block.

3.8.2 Test Procedures for Temperature Variation

The testing follows FCC KDB 971168 D01 v03r01 Section 9.0.

1. The EUT was set up in the thermal chamber and connected with the system simulator.
2. With power OFF, the temperature was decreased to -30°C and the EUT was stabilized before testing. Power was applied and the maximum change in frequency was recorded within one minute.
3. With power OFF, the temperature was raised in 10°C step up to 50°C . The EUT was stabilized at each step for at least half an hour. Power was applied and the maximum frequency change was recorded within one minute.

3.8.3 Test Procedures for Voltage Variation

The testing follows FCC KDB 971168 D01 v03r01 Section 9.0.

1. The EUT was placed in a temperature chamber at $20\pm 5^{\circ}\text{C}$ and connected with the system simulator.
2. The power supply voltage to the EUT was varied from 85% to 115% of the nominal value measured at the input to the EUT.
3. The variation in frequency was measured for the worst case.

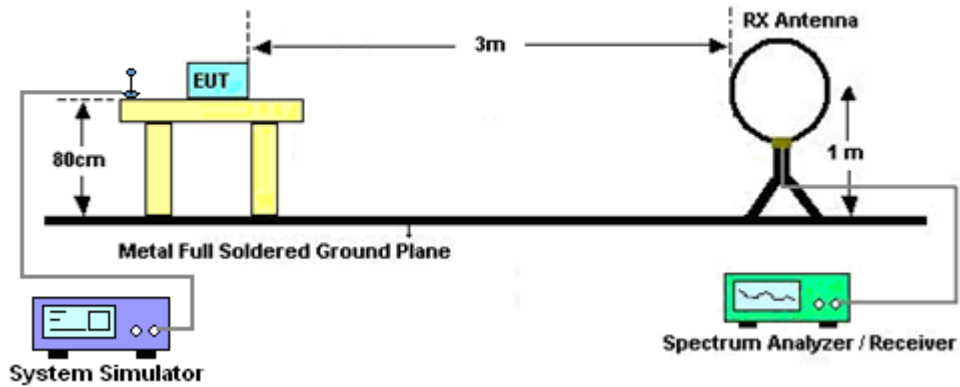
4 Radiated Test Items

4.1 Measuring Instruments

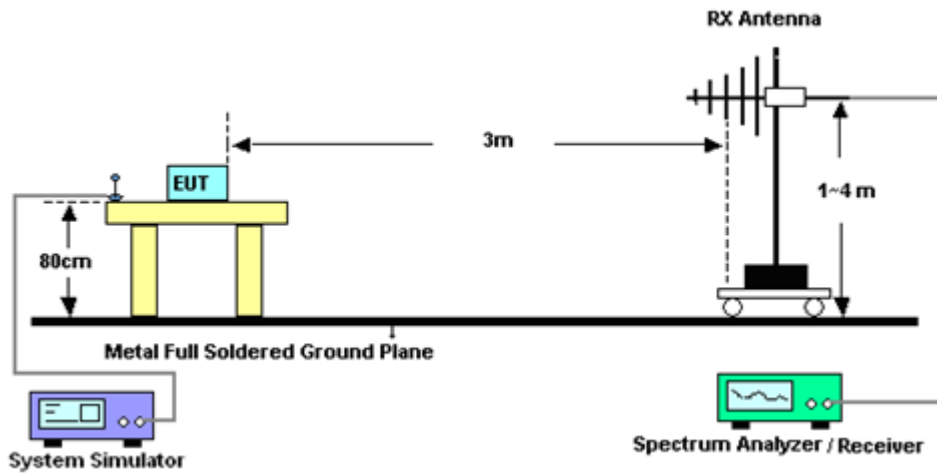
See list of measuring instruments of this test report.

4.1.1 Test Setup

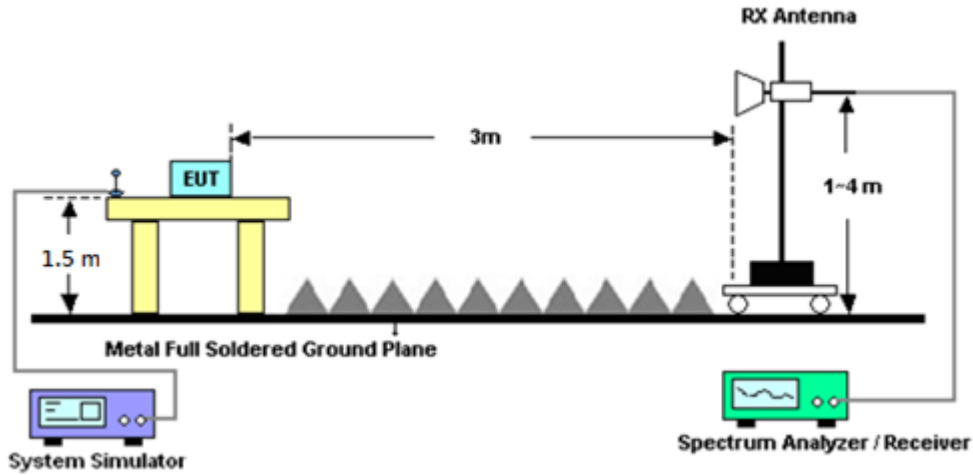
For radiated test below 30MHz



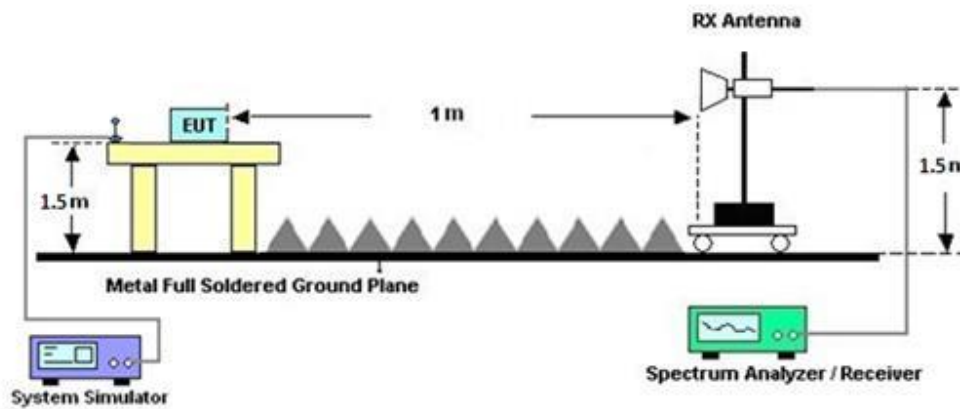
For radiated test from 30MHz to 1GHz



For radiated test from 1GHz to 18GHz



For radiated test above 18GHz



4.1.2 Test Result of Radiated Test

Please refer to Appendix B.

Note:

The low frequency, which started from 9 kHz to 30MHz, was pre-scanned and the result which was 20dB lower than the limit line was not reported.

There is adequate comparison measurement of both open-field test site and alternative test site - semi-Anechoic chamber according to 414788 D01 Radiated Test Site v01r01, and the result came out very similar.



4.2 Radiated Spurious Emission Measurement

4.2.1 Description of Radiated Spurious Emission Measurement

The radiated spurious emission was measured by substitution method according to ANSI C63.26-2015. The power of any emission outside of the authorized operating frequency ranges must be attenuated below the transmitter power (P) by a factor of at least $43 + 10 \log (P)$ dB

For 5G NR n7, n38, n41

The power of any emission outside of the authorized operating frequency ranges must be attenuated below the transmitter power (P) by a factor of at least $55 + 10 \log (P)$ dB.

For 5G NR n13

For operations in the 746-758 MHz, 775-788 MHz, and 805-806 MHz bands, emissions in the band 1559-1610 MHz shall be limited to -70 dBW/MHz equivalent isotropically radiated power (EIRP) for wideband signals, and -80 dBW EIRP for discrete emissions of less than 700 Hz bandwidth.

For 5G NR n30

The power of any emission outside of the authorized operating frequency ranges must be attenuated below the transmitter power (P) by a factor of at least $70 + 10 \log (P)$ dB.

For 5G NR n14

For operations in the 758-775 MHz and 788-805 MHz bands, all emissions including harmonics in the band 1559–1610 MHz shall be limited to -70 dBW/MHz equivalent isotropically radiated power (EIRP) for wideband signals, and -80 dBW EIRP for discrete emissions of less than 700 Hz bandwidth. For the purpose of equipment authorization, a transmitter shall be tested with an antenna that is representative of the type that will be used with the equipment in normal operation.

The spectrum is scanned from 30 MHz up to a frequency including its 10th harmonic.



4.2.2 Test Procedures

The testing follows FCC KDB 971168 D01 v03r01 Section 7 and ANSI C63.26-2015 section 5.5.4 Radiated measurement using the field strength method.

1. The EUT was placed on a turntable with 0.8 meter for frequency below 1GHz and 1.5 meter for frequency above 1GHz respectively above ground.
2. The EUT was set 3 meters from the receiving antenna, which was mounted on the antenna tower.
3. The table was rotated 360 degrees to determine the position of the highest spurious emission.
4. The height of the receiving antenna is varied between one meter and four meters to search the maximum spurious emission for both horizontal and vertical polarizations.
5. Make the measurement with the spectrum analyzer's RBW = 1MHz, VBW = 3MHz, taking the record of maximum spurious emission.
6. To convert spectrum reading E(dBuV/m) to EIRP(dBm)
$$\text{EIRP(dBm)} = \text{Level (dBuV/m)} + 20\log(d) - 104.77,$$
where d is the distance at which field strength limit is specified in the rules
7. Field Strength Level (dBm) = Spectrum Reading (dBm) + Antenna Factor + Cable Loss + Read Level - Preamp Factor.
8. ERP (dBm) = EIRP (dBm) - 2.15
9. The RF fundamental frequency should be excluded against the limit line in the operating frequency band.



5 List of Measuring Equipment

Instrument	Brand Name	Model No.	Serial No.	Characteristics	Calibration Date	Test Date	Due Date	Remark
Loop Antenna	Rohde & Schwarz	HFH2-Z2	100315	9 kHz~30 MHz	Feb. 23, 2024	May 20, 2024~ Jul. 27, 2024	Feb. 22, 2025	Radiation (03CH12-HY)
Bilog Antenna	TESEQ	CBL 6111D & 00800N1D01N-06	37059 & 01	30MHz~1GHz	Nov. 03, 2023	May 20, 2024~ Jul. 27, 2024	Nov. 02, 2024	Radiation (03CH12-HY)
Horn Antenna	SCHWARZBECK	BBHA 9120 D	9120D-02114	1GHz~18GHz	Jul. 31, 2023	May 20, 2024~ Jul. 27, 2024	Jul. 30, 2024	Radiation (03CH12-HY)
SHF-EHF Horn Antenna	SCHWARZBECK	BBHA9170	00993	18GHz~40GHz	Nov. 24, 2023	May 20, 2024~ Jul. 27, 2024	Nov. 23, 2024	Radiation (03CH12-HY)
Preamplifier	COM-POWER	PA-103	161075	10MHz~1GHz	Mar. 20, 2024	May 20, 2024~ Jul. 27, 2024	Mar. 19, 2025	Radiation (03CH12-HY)
Preamplifier	Agilent	8449B	3008A02375	1GHz~26.5GHz	May 23, 2023	May 20, 2024~ May 21, 2024	May 22, 2024	Radiation (03CH12-HY)
Preamplifier	Agilent	8449B	3008A02375	1GHz~26.5GHz	May 22, 2024	May 22, 2024~ Jul. 27, 2024	May 21, 2025	Radiation (03CH12-HY)
Preamplifier	E-INSTRUMENT TECH LTD.	ERA-100M-18G-5 6-01-A70	EC1900249	1GHz-18GHz	Dec. 20, 2023	May 20, 2024~ Jul. 27, 2024	Dec. 19, 2024	Radiation (03CH12-HY)
Preamplifier	EMEC	EM18G40G	060715	18GHz~40GHz	Dec. 07, 2023	May 20, 2024~ Jul. 27, 2024	Dec. 06, 2024	Radiation (03CH12-HY)
Spectrum Analyzer	Keysight	N9010A	MY54200485	10Hz~44GHz	May 13, 2024	May 20, 2024~ Jul. 27, 2024	May 12, 2025	Radiation (03CH12-HY)
EMI Test Receiver	Agilent	N9038A(MXE)	MY53290053	20Hz~26.5GHz	Aug. 29, 2023	May 20, 2024~ Jul. 27, 2024	Aug. 28, 2024	Radiation (03CH12-HY)
Filter	Wainwright	WHKX12-900-100 0-15000-60SS	SN11	1GHz High Pass Filter	Mar. 13, 2024	May 20, 2024~ Jul. 27, 2024	Mar. 12, 2025	Radiation (03CH12-HY)
Filter	Wainwright	WHKX12-2700-30 00-18000-60SS	SN2	3GHz High Pass Filter	Mar. 13, 2024	May 20, 2024~ Jul. 27, 2024	Mar. 12, 2025	Radiation (03CH12-HY)
Filter	Wainwright	WHKX8-5872.5-6 750-18000-40ST	SN2	6.75GHz High Pass Filter	Mar. 13, 2024	May 20, 2024~ Jul. 27, 2024	Mar. 12, 2025	Radiation (03CH12-HY)
RF Cable	HUBER + SUHNER	SUCOFLEX 102	803951/2	9kHz~30MHz	Mar. 06, 2024	May 20, 2024~ Jul. 27, 2024	Mar. 05, 2025	Radiation (03CH12-HY)
RF Cable	HUBER + SUHNER	SUCOFLEX 126E	0058/126E	30MHz~18GHz	Dec. 18, 2023	May 20, 2024~ Jul. 27, 2024	Dec. 17, 2024	Radiation (03CH12-HY)
RF Cable	HUBER + SUHNER	SUCOFLEX 102	505134/2	30MHz~40GHz	Dec. 18, 2023	May 20, 2024~ Jul. 27, 2024	Dec. 17, 2024	Radiation (03CH12-HY)
RF Cable	HUBER + SUHNER	SUCOFLEX 102	803953/2	30MHz~40GHz	Dec. 18, 2023	May 20, 2024~ Jul. 27, 2024	Dec. 17, 2024	Radiation (03CH12-HY)
Hygrometer	TECPEL	DTM-303B	TP210117	N/A	Oct. 19, 2023	May 20, 2024~ Jul. 27, 2024	Oct. 18, 2024	Radiation (03CH12-HY)
Controller	EMEC	EM1000	N/A	Control Turn table & Ant Mast	N/A	May 20, 2024~ Jul. 27, 2024	N/A	Radiation (03CH12-HY)
Antenna Mast	EMEC	AM-BS-4500-B	N/A	1m~4m	N/A	May 20, 2024~ Jul. 27, 2024	N/A	Radiation (03CH12-HY)
Turn Table	EMEC	TT2000	N/A	0~360 Degree	N/A	May 20, 2024~ Jul. 27, 2024	N/A	Radiation (03CH12-HY)
Software	Audix	E3 6.2009-8-24	RK-000989	N/A	N/A	May 20, 2024~ Jul. 27, 2024	N/A	Radiation (03CH12-HY)



Instrument	Brand Name	Model No.	Serial No.	Characteristics	Calibration Date	Test Date	Due Date	Remark
DC Power Supply	GW Instek	GPE2323	GET910884	0V~64V ;0A~6A	Nov. 16, 2023	May 22, 2024~ Jul. 24, 2024	Nov. 15, 2024	Conducted (TH03-HY)
Signal Analyzer	Rohde & Schwarz	FSV3044	101049	10Hz~44GHz	Sep. 26, 2023	May 22, 2024~ Jul. 24, 2024	Sep. 25, 2024	Conducted (TH03-HY)
Temperature Chamber	ESPEC	LHU-113	1012005860	-20°C ~85°C	Dec. 13, 2023	May 22, 2024~ Jul. 24, 2024	Dec. 12, 2024	Conducted (TH03-HY)
Hygrometer	TECPEL	DTM-303B	TP200886	NA	Mar. 14, 2024	May 22, 2024~ Jul. 24, 2024	Mar. 13, 2025	Conducted (TH03-HY)
Base Station (Measure)	Anritsu	MT8821C	6262116725	LTE	Oct. 25, 2023	May 22, 2024~ Jul. 24, 2024	Oct. 24, 2024	Conducted (TH03-HY)
Base Station (Measure)	Anritsu	MT8000A	6262148275	FR1	Oct. 24, 2023	May 22, 2024~ Jul. 24, 2024	Oct. 23, 2024	Conducted (TH03-HY)
Coupler	MVE	MVE4816-10	A800024	N/A	Mar. 12, 2024	May 22, 2024~ Jul. 24, 2024	Mar. 11, 2025	Conducted (TH03-HY)
Power divider	Anritsu	K241C	2143398	9KHz~40GHz	Jun. 13, 2023	May 22, 2024~ Jun. 11, 2024	Jun. 12, 2024	Conducted (TH03-HY)
Power divider	Anritsu	K241C	2143398	9KHz~40GHz	Jun. 13, 2024	Jun. 13, 2024~ Jul. 24, 2024	Jun. 12, 2025	Conducted (TH03-HY)
Software 1	Sporton	FCC 5GNR_FSV3044_ 20231106	N/A	Conducted Test Item	N/A	May 22, 2024~ Jul. 24, 2024	N/A	Conducted (TH03-HY)



6 Measurement Uncertainty

Uncertainty of Radiated Emission Measurement (30 MHz ~ 1000 MHz)

Measuring Uncertainty for a Level of Confidence of 95% ($U = 2Uc(y)$)	3.291 dB
---	----------

Uncertainty of Radiated Emission Measurement (1 GHz ~ 18 GHz)

Measuring Uncertainty for a Level of Confidence of 95% ($U = 2Uc(y)$)	3.63 dB
---	---------

Uncertainty of Radiated Emission Measurement (18 GHz ~ 40 GHz)

Measuring Uncertainty for a Level of Confidence of 95% ($U = 2Uc(y)$)	4.14 dB
---	---------



Appendix A. Test Results of Conducted Test

Conducted Output Power(Average power) and ERP/EIRP

<SISO Mode>

NR n2 Maximum Average Power [dBm] (GT - LC = 8 dB)										
BW [MHz]	RB Size	RB Offset	Mod	Lowest	Middle	Highest	EIRP (dBm)	EIRP(W)		
5	1	1	PI/2 BPSK	24.04	24.04	23.98	32.05	1.6032		
5	1	23		24.05	23.97	23.95				
5	12	6		24.00	23.92	23.92				
5	1	0		23.50	23.41	23.39				
5	1	24		23.47	23.29	23.35				
5	25	0		23.44	23.42	23.33				
5	1	1	QPSK	24.05	24.05	23.94			30.90	1.2303
5	1	23		24.02	24.00	23.87				
5	12	6		23.84	23.88	23.80				
5	1	0		22.95	22.99	22.96				
5	1	24		23.03	22.86	22.84				
5	25	0		22.97	22.95	22.90				
5	1	1	16-QAM	22.86	22.90	22.85	30.90	1.2303		
5	1	1	64-QAM	21.57	21.61	21.47				
5	1	1	256-QAM	18.91	18.94	18.84				
Limit	EIRP < 2W			Result			Pass			

NR n2 Maximum Average Power [dBm] (GT - LC = 8 dB)										
BW [MHz]	RB Size	RB Offset	Mod	Lowest	Middle	Highest	EIRP (dBm)	EIRP(W)		
10	1	1	PI/2 BPSK	24.00	23.93	23.86	32.04	1.5996		
10	1	50		24.00	23.85	23.82				
10	25	12		24.04	23.89	23.86				
10	1	0		23.37	23.30	23.26				
10	1	51		23.37	23.18	23.14				
10	50	0		23.54	23.39	23.45				
10	1	1	QPSK	23.95	23.88	23.89			30.85	1.2162
10	1	50		23.96	23.89	23.85				
10	25	12		23.91	23.86	23.82				
10	1	0		22.83	22.86	22.79				
10	1	51		22.95	22.72	22.69				
10	50	0		23.00	22.89	22.82				
10	1	1	16-QAM	22.84	22.85	22.73	30.85	1.2162		
10	1	1	64-QAM	21.55	21.53	21.43				
10	1	1	256-QAM	18.89	18.79	18.80				
Limit	EIRP < 2W			Result			Pass			



NR n2 Maximum Average Power [dBm] (GT - LC = 8 dB)								
BW [MHz]	RB Size	RB Offset	Mod	Lowest	Middle	Highest	EIRP (dBm)	EIRP(W)
15	1	1	PI/2 BPSK	24.03	24.01	23.95	32.15	1.6406
15	1	77		23.95	23.97	23.78		
15	36	18		24.03	24.15	23.93		
15	1	0		23.41	23.48	23.32		
15	1	78		23.37	23.31	23.15		
15	75	0		23.50	23.50	23.39		
15	1	1	QPSK	24.02	24.01	23.98		
15	1	77		23.92	23.95	23.82		
15	36	18		23.91	23.94	23.84		
15	1	0		22.95	22.95	22.87		
15	1	78		22.89	22.87	22.69		
15	75	0		22.93	22.93	22.85		
15	1	1	16-QAM	22.80	22.91	22.88	30.91	1.2331
15	1	1	64-QAM	21.58	21.61	21.62		
15	1	1	256-QAM	18.93	18.94	18.84		
Limit	EIRP < 2W			Result			Pass	

NR n2 Maximum Average Power [dBm] (GT - LC = 8 dB)								
BW [MHz]	RB Size	RB Offset	Mod	Lowest	Middle	Highest	EIRP (dBm)	EIRP(W)
20	1	1	PI/2 BPSK	23.89	23.97	23.91	32.08	1.6144
20	1	104		23.95	23.94	23.76		
20	50	25		24.08	24.00	23.95		
20	1	0		23.27	23.33	23.28		
20	1	105		23.34	23.31	23.19		
20	100	0		23.47	23.50	23.40		
20	1	1	QPSK	23.87	23.94	23.85		
20	1	104		23.93	23.85	23.73		
20	50	25		24.01	23.92	23.90		
20	1	0		22.79	22.88	22.87		
20	1	105		22.86	22.83	22.69		
20	100	0		22.96	22.98	22.86		
20	1	1	16-QAM	22.65	22.88	22.84	30.88	1.2246
20	1	1	64-QAM	21.42	21.59	21.53		
20	1	1	256-QAM	18.79	18.79	18.77		
Limit	EIRP < 2W			Result			Pass	



NR n2 Maximum Average Power [dBm] (GT - LC = 8 dB)										
BW [MHz]	RB Size	RB Offset	Mod	Lowest	Middle	Highest	EIRP (dBm)	EIRP(W)		
25	1	1	PI/2 BPSK	23.98	24.03	24.13	32.19	1.6558		
25	1	131		23.97	24.05	24.02				
25	64	32		24.11	24.19	24.10				
25	1	0		23.40	23.52	23.44				
25	1	132		23.39	23.43	23.36				
25	128	0		23.45	23.44	23.49				
25	1	1	QPSK	23.99	24.04	24.01			30.93	1.2388
25	1	131		24.02	24.07	23.91				
25	64	32		24.02	24.03	24.03				
25	1	0		22.97	23.00	23.08				
25	1	132		22.93	22.95	22.93				
25	128	0		23.03	23.00	23.01				
25	1	1	16-QAM	22.71	22.93	22.88	30.93	1.2388		
25	1	1	64-QAM	21.60	21.66	21.57				
25	1	1	256-QAM	18.92	19.02	18.95				
Limit	EIRP < 2W			Result			Pass			

NR n2 Maximum Average Power [dBm] (GT - LC = 8 dB)										
BW [MHz]	RB Size	RB Offset	Mod	Lowest	Middle	Highest	EIRP (dBm)	EIRP(W)		
30	1	1	PI/2 BPSK	24.08	24.07	24.12	32.18	1.652		
30	1	158		24.03	24.04	23.93				
30	80	40		24.14	24.15	24.18				
30	1	0		23.55	23.53	23.45				
30	1	159		23.52	23.36	23.35				
30	160	0		23.50	23.49	23.59				
30	1	1	QPSK	24.07	24.00	24.08			30.96	1.2474
30	1	158		24.03	24.02	23.98				
30	80	40		24.12	24.09	24.14				
30	1	0		23.01	22.96	23.09				
30	1	159		22.94	22.99	22.90				
30	160	0		23.05	23.06	23.12				
30	1	1	16-QAM	22.88	22.92	22.96	30.96	1.2474		
30	1	1	64-QAM	21.52	21.64	21.60				
30	1	1	256-QAM	18.94	18.93	18.97				
Limit	EIRP < 2W			Result			Pass			



NR n2 Maximum Average Power [dBm] (GT - LC = 8 dB)								
BW [MHz]	RB Size	RB Offset	Mod	Lowest	Middle	Highest	EIRP (dBm)	EIRP(W)
35	1	1	PI/2 BPSK	24.00	24.03	23.98	32.17	1.6482
35	1	186		24.00	23.94	23.89		
35	90	45		24.16	24.17	24.11		
35	1	0		23.39	23.41	23.38		
35	1	187		23.48	23.36	23.26		
35	180	0		23.51	23.48	23.42		
35	1	1	QPSK	23.97	24.02	23.98		
35	1	186		23.94	23.96	23.92		
35	90	45		24.11	24.11	23.97		
35	1	0		22.92	22.92	22.81		
35	1	187		22.90	22.86	22.83		
35	180	0		23.02	22.98	22.92		
35	1	1	16-QAM	22.79	22.96	22.65	30.96	1.2474
35	1	1	64-QAM	21.37	21.59	21.59		
35	1	1	256-QAM	18.95	18.94	18.89		
Limit	EIRP < 2W			Result			Pass	



NR n5 Maximum Average Power [dBm] (GT - LC = 6 dB)										
BW [MHz]	RB Size	RB Offset	Mod	Lowest	Middle	Highest	ERP (dBm)	ERP(W)		
5	1	1	PI/2 BPSK	24.15	24.14	24.15	28.01	0.6324		
5	1	23		24.16	24.04	24.12				
5	12	6		24.14	24.03	24.02				
5	1	0		23.60	23.57	23.57				
5	1	24		23.54	23.47	23.53				
5	25	0		23.67	23.59	23.60				
5	1	1	QPSK	24.16	24.14	24.09			26.91	0.4909
5	1	23		24.15	24.04	24.08				
5	12	6		24.02	23.95	23.94				
5	1	0		23.18	23.05	22.97				
5	1	24		23.13	22.99	23.06				
5	25	0		23.05	23.05	23.00				
5	1	1	16-QAM	23.06	23.03	22.97	26.91	0.4909		
5	1	1	64-QAM	21.75	21.69	21.64				
5	1	1	256-QAM	19.05	18.99	18.97				
Limit	ERP < 7W			Result			Pass			

NR n5 Maximum Average Power [dBm] (GT - LC = 6 dB)										
BW [MHz]	RB Size	RB Offset	Mod	Lowest	Middle	Highest	ERP (dBm)	ERP(W)		
10	1	1	PI/2 BPSK	24.08	24.00	23.92	27.99	0.6295		
10	1	50		24.04	24.00	24.00				
10	25	12		24.14	23.98	24.02				
10	1	0		23.42	23.44	23.31				
10	1	51		23.38	23.38	23.41				
10	50	0		23.56	23.52	23.44				
10	1	1	QPSK	24.04	24.00	23.90			26.79	0.4775
10	1	50		24.07	23.94	23.94				
10	25	12		23.99	23.92	23.90				
10	1	0		22.92	22.98	22.86				
10	1	51		22.90	22.89	22.84				
10	50	0		23.07	23.00	22.92				
10	1	1	16-QAM	22.94	22.94	22.71	26.79	0.4775		
10	1	1	64-QAM	21.53	21.55	21.46				
10	1	1	256-QAM	18.99	18.94	18.78				
Limit	ERP < 7W			Result			Pass			



NR n5 Maximum Average Power [dBm] (GT - LC = 6 dB)								
BW [MHz]	RB Size	RB Offset	Mod	Lowest	Middle	Highest	ERP (dBm)	ERP(W)
15	1	1	PI/2 BPSK	24.14	24.12	24.01	27.99	0.6295
15	1	77		24.05	24.06	24.09		
15	36	18		24.06	24.12	24.14		
15	1	0		23.47	23.54	23.53		
15	1	78		23.46	23.53	23.46		
15	75	0		23.62	23.50	23.55		
15	1	1	QPSK	24.14	24.05	24.00		
15	1	77		23.96	24.09	24.06		
15	36	18		24.01	24.00	24.05		
15	1	0		23.01	22.97	23.00		
15	1	78		22.96	22.97	22.99		
15	75	0		22.98	22.98	22.97		
15	1	1	16-QAM	22.98	22.88	22.90	26.83	0.4819
15	1	1	64-QAM	21.73	21.67	21.64		
15	1	1	256-QAM	19.06	18.96	19.03		
Limit	ERP < 7W			Result			Pass	

NR n5 Maximum Average Power [dBm] (GT - LC = 6 dB)								
BW [MHz]	RB Size	RB Offset	Mod	Lowest	Middle	Highest	ERP (dBm)	ERP(W)
20	1	1	PI/2 BPSK	24.00	24.07	23.96	27.99	0.6295
20	1	104		23.93	24.02	23.96		
20	50	25		24.10	24.09	24.14		
20	1	0		23.38	23.51	23.39		
20	1	105		23.33	23.40	23.39		
20	100	0		23.53	23.54	23.62		
20	1	1	QPSK	23.99	23.96	23.98		
20	1	104		23.92	24.02	23.93		
20	50	25		23.95	24.12	24.07		
20	1	0		22.94	22.92	22.87		
20	1	105		22.86	22.91	22.86		
20	100	0		23.00	23.03	23.05		
20	1	1	16-QAM	22.83	22.79	22.77	26.68	0.4656
20	1	1	64-QAM	21.43	21.57	21.43		
20	1	1	256-QAM	18.90	18.96	18.96		
Limit	ERP < 7W			Result			Pass	



NR n7 Maximum Average Power [dBm] (GT - LC = 8 dB)								
BW [MHz]	RB Size	RB Offset	Mod	Lowest	Middle	Highest	EIRP (dBm)	EIRP(W)
5	1	1	PI/2 BPSK	24.07	23.99	24.01	32.18	1.652
5	1	23		24.11	24.00	24.07		
5	12	6		24.18	24.05	24.08		
5	1	0		23.49	23.54	23.62		
5	1	24		23.46	23.59	23.58		
5	25	0		23.78	23.59	23.55		
5	1	1	QPSK	23.87	24.05	24.00		
5	1	23		23.88	24.00	24.05		
5	12	6		23.98	23.98	23.96		
5	1	0		23.03	22.97	22.97		
5	1	24		23.09	23.03	23.05		
5	25	0		23.03	23.00	22.97		
5	1	1	16-QAM	22.94	22.85	22.82	30.94	1.2417
5	1	1	64-QAM	21.79	21.54	21.54		
5	1	1	256-QAM	19.12	18.93	18.89		
Limit	EIRP < 2W			Result			Pass	

NR n7 Maximum Average Power [dBm] (GT - LC = 8 dB)								
BW [MHz]	RB Size	RB Offset	Mod	Lowest	Middle	Highest	EIRP (dBm)	EIRP(W)
10	1	1	PI/2 BPSK	23.86	24.07	23.95	32.07	1.6106
10	1	50		23.83	24.00	23.99		
10	25	12		23.99	23.98	24.01		
10	1	0		23.24	23.42	23.31		
10	1	51		23.18	23.43	23.22		
10	50	0		23.58	23.58	23.48		
10	1	1	QPSK	23.82	24.01	23.89		
10	1	50		23.73	23.94	23.82		
10	25	12		23.84	23.96	23.86		
10	1	0		22.81	22.90	22.78		
10	1	51		22.92	22.84	22.77		
10	50	0		22.97	23.00	22.98		
10	1	1	16-QAM	22.83	22.86	22.82	30.86	1.219
10	1	1	64-QAM	21.48	21.51	21.43		
10	1	1	256-QAM	18.96	18.97	18.87		
Limit	EIRP < 2W			Result			Pass	



NR n7 Maximum Average Power [dBm] (GT - LC = 8 dB)								
BW [MHz]	RB Size	RB Offset	Mod	Lowest	Middle	Highest	EIRP (dBm)	EIRP(W)
15	1	1	PI/2 BPSK	23.98	24.15	24.16	32.22	1.6672
15	1	77		24.12	24.05	24.13		
15	36	18		23.83	24.08	24.15		
15	1	0		23.25	23.50	23.60		
15	1	78		23.55	23.48	23.29		
15	75	0		23.53	23.53	23.58		
15	1	1	QPSK	23.85	24.14	24.22		
15	1	77		24.10	24.05	24.18		
15	36	18		23.80	24.08	24.08		
15	1	0		23.00	23.08	23.10		
15	1	78		23.00	23.04	23.13		
15	75	0		23.01	23.08	23.17		
15	1	1	16-QAM	22.85	23.01	23.04	31.04	1.2706
15	1	1	64-QAM	21.55	21.71	21.64		
15	1	1	256-QAM	19.00	19.02	19.05		
Limit	EIRP < 2W			Result			Pass	

NR n7 Maximum Average Power [dBm] (GT - LC = 8 dB)								
BW [MHz]	RB Size	RB Offset	Mod	Lowest	Middle	Highest	EIRP (dBm)	EIRP(W)
20	1	1	PI/2 BPSK	23.91	24.13	24.07	32.20	1.6596
20	1	104		24.20	24.02	24.07		
20	50	25		23.98	24.13	24.19		
20	1	0		23.47	23.41	23.37		
20	1	105		23.52	23.43	23.34		
20	100	0		23.56	23.56	23.57		
20	1	1	QPSK	23.90	24.00	24.05		
20	1	104		24.10	24.00	24.07		
20	50	25		23.83	24.01	24.04		
20	1	0		22.82	22.96	23.03		
20	1	105		23.00	22.94	23.03		
20	100	0		23.12	23.13	23.09		
20	1	1	16-QAM	22.92	22.88	22.93	30.93	1.2388
20	1	1	64-QAM	21.61	21.60	21.60		
20	1	1	256-QAM	18.97	18.92	18.89		
Limit	EIRP < 2W			Result			Pass	



NR n7 Maximum Average Power [dBm] (GT - LC = 8 dB)										
BW [MHz]	RB Size	RB Offset	Mod	Lowest	Middle	Highest	EIRP (dBm)	EIRP(W)		
25	1	1	PI/2 BPSK	24.32	24.30	24.21	32.32	1.7061		
25	1	131		24.28	24.12	23.92				
25	64	32		24.14	24.26	24.14				
25	1	0		23.47	23.58	23.62				
25	1	132		23.76	23.31	22.84				
25	128	0		23.71	23.58	23.61				
25	1	1	QPSK	23.82	24.23	24.28			31.12	1.2942
25	1	131		24.10	24.13	23.83				
25	64	32		24.14	24.04	24.04				
25	1	0		22.99	23.09	23.19				
25	1	132		23.23	23.11	22.78				
25	128	0		23.26	23.17	23.17				
25	1	1	16-QAM	22.99	23.05	23.12	31.12	1.2942		
25	1	1	64-QAM	21.75	21.69	21.78				
25	1	1	256-QAM	19.00	19.16	19.23				
Limit	EIRP < 2W			Result			Pass			

NR n7 Maximum Average Power [dBm] (GT - LC = 8 dB)										
BW [MHz]	RB Size	RB Offset	Mod	Lowest	Middle	Highest	EIRP (dBm)	EIRP(W)		
30	1	1	PI/2 BPSK	23.92	24.22	24.17	32.28	1.6904		
30	1	158		24.20	24.16	23.75				
30	80	40		24.18	24.28	24.23				
30	1	0		22.96	23.55	23.69				
30	1	159		23.43	23.34	23.03				
30	160	0		23.75	23.66	23.63				
30	1	1	QPSK	23.72	24.18	24.24			31.07	1.2794
30	1	158		24.09	24.21	23.97				
30	80	40		24.00	24.11	23.84				
30	1	0		22.88	23.16	23.12				
30	1	159		23.12	23.08	22.89				
30	160	0		23.15	23.21	23.12				
30	1	1	16-QAM	22.76	23.06	23.07	31.07	1.2794		
30	1	1	64-QAM	21.34	21.79	21.74				
30	1	1	256-QAM	19.04	19.16	19.03				
Limit	EIRP < 2W			Result			Pass			



NR n7 Maximum Average Power [dBm] (GT - LC = 8 dB)										
BW [MHz]	RB Size	RB Offset	Mod	Lowest	Middle	Highest	EIRP (dBm)	EIRP(W)		
35	1	1	PI/2 BPSK	23.78	24.15	24.20	32.32	1.7061		
35	1	186		24.15	24.12	23.91				
35	90	45		24.32	24.23	24.27				
35	1	0		23.01	23.66	23.55				
35	1	187		23.46	23.43	22.69				
35	180	0		23.53	23.68	23.69				
35	1	1	QPSK	23.86	24.17	24.22			31.15	1.3032
35	1	186		24.13	24.01	23.85				
35	90	45		24.10	24.13	24.23				
35	1	0		22.86	23.08	23.16				
35	1	187		23.08	22.96	23.13				
35	180	0		23.20	23.07	23.24				
35	1	1	16-QAM	22.99	23.08	23.15	31.15	1.3032		
35	1	1	64-QAM	21.68	21.74	21.91				
35	1	1	256-QAM	19.06	19.06	19.22				
Limit	EIRP < 2W			Result			Pass			

NR n7 Maximum Average Power [dBm] (GT - LC = 8 dB)										
BW [MHz]	RB Size	RB Offset	Mod	Lowest	Middle	Highest	EIRP (dBm)	EIRP(W)		
40	1	1	PI/2 BPSK	24.05	24.21	24.18	32.33	1.71		
40	1	214		24.27	24.08	23.69				
40	108	54		24.31	24.18	24.33				
40	1	0		23.43	23.26	23.30				
40	1	215		23.61	23.20	22.31				
40	216	0		23.62	23.61	23.67				
40	1	1	QPSK	23.92	24.20	24.19			31.06	1.2764
40	1	214		24.15	24.13	23.91				
40	108	54		24.23	24.11	24.18				
40	1	0		23.15	23.19	23.11				
40	1	215		23.04	23.00	23.14				
40	216	0		23.18	23.17	23.12				
40	1	1	16-QAM	23.06	23.05	23.06	31.06	1.2764		
40	1	1	64-QAM	21.67	21.78	21.84				
40	1	1	256-QAM	19.06	19.15	19.15				
Limit	EIRP < 2W			Result			Pass			



NR n12 Maximum Average Power [dBm] (GT - LC = 6 dB)								
BW [MHz]	RB Size	RB Offset	Mod	Lowest	Middle	Highest	ERP (dBm)	ERP(W)
5	1	1	PI/2 BPSK	24.28	24.17	24.03	28.13	0.6501
5	1	23		24.10	24.04	24.11		
5	12	6		24.16	24.11	24.04		
5	1	0		23.66	23.59	23.53		
5	1	24		23.55	23.46	23.49		
5	25	0		23.70	23.61	23.54		
5	1	1	QPSK	24.28	24.12	24.12		
5	1	23		24.12	24.14	24.08		
5	12	6		24.09	23.99	23.97		
5	1	0		23.08	23.13	23.06		
5	1	24		23.00	23.08	23.01		
5	25	0		23.14	23.10	23.03		
5	1	1	16-QAM	23.02	23.01	22.93	26.87	0.4864
5	1	1	64-QAM	21.67	21.67	21.57		
5	1	1	256-QAM	19.07	19.03	18.91		
Limit	ERP < 3W			Result			Pass	

NR n12 Maximum Average Power [dBm] (GT - LC = 6 dB)								
BW [MHz]	RB Size	RB Offset	Mod	Lowest	Middle	Highest	ERP (dBm)	ERP(W)
10	1	1	PI/2 BPSK	24.02	24.14	24.01	27.99	0.6295
10	1	50		24.01	24.09	24.06		
10	25	12		24.05	24.08	24.09		
10	1	0		23.54	23.50	23.36		
10	1	51		23.43	23.47	23.38		
10	50	0		23.59	23.56	23.56		
10	1	1	QPSK	24.02	24.09	23.95		
10	1	50		24.01	24.03	24.01		
10	25	12		24.01	23.93	23.98		
10	1	0		22.96	23.03	22.87		
10	1	51		22.92	22.94	22.95		
10	50	0		23.01	22.99	23.07		
10	1	1	16-QAM	22.86	22.98	22.84	26.83	0.4819
10	1	1	64-QAM	21.59	21.62	21.54		
10	1	1	256-QAM	19.03	18.96	18.93		
Limit	ERP < 3W			Result			Pass	



NR n12 Maximum Average Power [dBm] (GT - LC = 6 dB)								
BW [MHz]	RB Size	RB Offset	Mod	Lowest	Middle	Highest	ERP (dBm)	ERP(W)
15	1	1	PI/2 BPSK	24.07	24.08	24.21	28.06	0.6397
15	1	77		24.02	24.06	24.12		
15	36	18		24.19	24.20	24.17		
15	1	0		23.50	23.45	23.50		
15	1	78		23.33	23.39	23.44		
15	75	0		23.60	23.65	23.70		
15	1	1	QPSK	24.06	24.09	24.07	26.83	0.4819
15	1	77		23.98	23.99	24.00		
15	36	18		24.12	24.13	24.08		
15	1	0		23.01	23.02	22.93		
15	1	78		22.88	22.88	22.95		
15	75	0		23.13	23.06	23.10		
15	1	1	16-QAM	22.94	22.98	22.91	26.83	0.4819
15	1	1	64-QAM	21.68	21.63	21.63		
15	1	1	256-QAM	19.04	18.97	18.91		
Limit	ERP < 3W			Result			Pass	



NR n13 Maximum Average Power [dBm] (GT - LC = 6 dB)								
BW [MHz]	RB Size	RB Offset	Mod	Lowest	Middle	Highest	ERP (dBm)	ERP(W)
5	1	1	PI/2 BPSK	24.15	24.23	24.12	28.08	0.6427
5	1	23		24.13	24.04	23.99		
5	12	6		24.19	24.09	23.99		
5	1	0		23.66	23.62	23.56		
5	1	24		23.54	23.47	23.42		
5	25	0		23.75	23.62	23.54		
5	1	1	QPSK	24.15	24.21	24.13		
5	1	23		24.13	24.00	23.98		
5	12	6		24.22	24.05	23.93		
5	1	0		23.11	23.24	23.14		
5	1	24		23.07	23.00	22.99		
5	25	0		23.18	23.10	23.03		
5	1	1	16-QAM	22.98	23.06	22.99	26.91	0.4909
5	1	1	64-QAM	21.69	21.76	21.62		
5	1	1	256-QAM	19.02	19.09	19.02		
Limit	ERP < 3W			Result			Pass	

NR n13 Maximum Average Power [dBm] (GT - LC = 6 dB)								
BW [MHz]	RB Size	RB Offset	Mod	Lowest	Middle	Highest	ERP (dBm)	ERP(W)
10	1	1	PI/2 BPSK	-	24.15	-	28	0.631
10	1	50		-	23.99	-		
10	25	12		-	24.10	-		
10	1	0		-	23.48	-		
10	1	51		-	23.32	-		
10	50	0		-	23.63	-		
10	1	1	QPSK	-	24.11	-		
10	1	50		-	23.99	-		
10	25	12		-	24.04	-		
10	1	0		-	23.05	-		
10	1	51		-	22.83	-		
10	50	0		-	23.18	-		
10	1	1	16-QAM	-	23.00	-	26.85	0.4842
10	1	1	64-QAM	-	21.68	-		
10	1	1	256-QAM	-	19.06	-		
Limit	ERP < 3W			Result			Pass	



NR n14 Maximum Average Power [dBm] (GT - LC = 6 dB)								
BW [MHz]	RB Size	RB Offset	Mod	Lowest	Middle	Highest	ERP (dBm)	ERP(W)
5	1	1	PI/2 BPSK	24.09	24.01	23.98	27.94	0.6223
5	1	23		23.96	23.86	23.82		
5	12	6		24.06	23.96	23.96		
5	1	0		23.54	23.50	23.48		
5	1	24		23.40	23.43	23.31		
5	25	0		23.51	23.46	23.43		
5	1	1	QPSK	24.01	23.99	24.03		
5	1	23		23.90	23.85	23.88		
5	12	6		24.00	23.89	23.87		
5	1	0		22.96	23.01	23.03		
5	1	24		22.94	22.84	22.78		
5	25	0		23.06	22.91	22.93		
5	1	1	16-QAM	22.83	22.85	22.86	26.71	0.4688
5	1	1	64-QAM	21.52	21.58	21.55		
5	1	1	256-QAM	18.88	18.88	18.86		
Limit	ERP < 3W			Result			Pass	

NR n14 Maximum Average Power [dBm] (GT - LC = 6 dB)								
BW [MHz]	RB Size	RB Offset	Mod	Lowest	Middle	Highest	ERP (dBm)	ERP(W)
10	1	1	PI/2 BPSK	-	23.92	-	27.87	0.6124
10	1	50		-	23.79	-		
10	25	12		-	24.02	-		
10	1	0		-	23.44	-		
10	1	51		-	23.16	-		
10	50	0		-	23.48	-		
10	1	1	QPSK	-	23.96	-		
10	1	50		-	23.83	-		
10	25	12		-	23.92	-		
10	1	0		-	22.86	-		
10	1	51		-	22.70	-		
10	50	0		-	22.92	-		
10	1	1	16-QAM	-	22.83	-	26.68	0.4656
10	1	1	64-QAM	-	21.46	-		
10	1	1	256-QAM	-	18.83	-		
Limit	ERP < 3W			Result			Pass	



NR n25 Maximum Average Power [dBm] (GT - LC = 8 dB)								
BW [MHz]	RB Size	RB Offset	Mod	Lowest	Middle	Highest	EIRP (dBm)	EIRP(W)
5	1	1	PI/2 BPSK	24.18	24.18	24.14	32.26	1.6827
5	1	23		24.13	24.17	24.10		
5	12	6		24.16	24.09	24.05		
5	1	0		23.70	23.63	23.54		
5	1	24		23.67	23.49	23.47		
5	25	0		23.60	23.61	23.56		
5	1	1	QPSK	24.26	24.26	24.11		
5	1	23		24.21	24.23	24.05		
5	12	6		24.10	24.05	23.93		
5	1	0		23.16	23.20	23.05		
5	1	24		23.15	23.11	23.00		
5	25	0		23.19	23.13	23.00		
5	1	1	16-QAM	23.13	23.13	22.97	31.13	1.2972
5	1	1	64-QAM	21.84	21.77	21.68		
5	1	1	256-QAM	19.10	19.10	18.97		
Limit	EIRP < 2W			Result			Pass	

NR n25 Maximum Average Power [dBm] (GT - LC = 8 dB)								
BW [MHz]	RB Size	RB Offset	Mod	Lowest	Middle	Highest	EIRP (dBm)	EIRP(W)
10	1	1	PI/2 BPSK	24.09	24.09	23.97	32.31	1.7022
10	1	50		24.17	24.06	23.90		
10	25	12		24.31	24.11	24.01		
10	1	0		23.61	23.50	23.39		
10	1	51		23.62	23.42	23.38		
10	50	0		23.74	23.58	23.60		
10	1	1	QPSK	24.16	24.09	23.95		
10	1	50		24.19	23.97	23.94		
10	25	12		24.17	24.05	23.98		
10	1	0		23.10	23.06	22.93		
10	1	51		23.11	22.90	22.81		
10	50	0		23.30	23.05	23.03		
10	1	1	16-QAM	22.98	22.97	22.89	30.98	1.2531
10	1	1	64-QAM	21.79	21.69	21.55		
10	1	1	256-QAM	19.12	19.00	18.92		
Limit	EIRP < 2W			Result			Pass	



NR n25 Maximum Average Power [dBm] (GT - LC = 8 dB)								
BW [MHz]	RB Size	RB Offset	Mod	Lowest	Middle	Highest	EIRP (dBm)	EIRP(W)
15	1	1	PI/2 BPSK	24.26	24.26	24.13	32.28	1.6904
15	1	77		24.19	24.10	23.96		
15	36	18		24.28	24.24	24.09		
15	1	0		23.61	23.58	23.52		
15	1	78		23.60	23.50	23.40		
15	75	0		23.71	23.67	23.58		
15	1	1	QPSK	24.19	24.19	24.13		
15	1	77		24.18	24.14	23.97		
15	36	18		24.24	24.09	24.05		
15	1	0		23.16	23.08	23.10		
15	1	78		23.12	23.03	22.90		
15	75	0		23.29	23.19	23.06		
15	1	1	16-QAM	22.98	23.01	22.93	31.01	1.2618
15	1	1	64-QAM	21.77	21.70	21.70		
15	1	1	256-QAM	19.16	19.18	19.03		
Limit	EIRP < 2W			Result			Pass	

NR n25 Maximum Average Power [dBm] (GT - LC = 8 dB)								
BW [MHz]	RB Size	RB Offset	Mod	Lowest	Middle	Highest	EIRP (dBm)	EIRP(W)
20	1	1	PI/2 BPSK	24.04	24.09	24.06	32.33	1.7100
20	1	104		24.07	24.11	24.07		
20	50	25		24.26	24.33	24.14		
20	1	0		23.56	23.55	23.53		
20	1	105		23.46	23.44	23.41		
20	100	0		23.63	23.68	23.49		
20	1	1	QPSK	24.03	24.09	24.07		
20	1	104		24.15	24.05	23.92		
20	50	25		24.22	24.12	24.07		
20	1	0		22.99	23.05	23.05		
20	1	105		23.05	22.94	22.87		
20	100	0		23.17	23.19	23.02		
20	1	1	16-QAM	22.86	22.94	23.00	31.00	1.2589
20	1	1	64-QAM	21.58	21.68	21.69		
20	1	1	256-QAM	19.00	18.98	18.97		
Limit	EIRP < 2W			Result			Pass	



NR n25 Maximum Average Power [dBm] (GT - LC = 8 dB)										
BW [MHz]	RB Size	RB Offset	Mod	Lowest	Middle	Highest	EIRP (dBm)	EIRP(W)		
25	1	1	PI/2 BPSK	24.20	24.20	24.24	32.36	1.7219		
25	1	131		24.17	24.16	24.08				
25	64	32		24.30	24.36	24.20				
25	1	0		23.66	23.65	23.67				
25	1	132		23.71	23.63	23.50				
25	128	0		23.62	23.70	23.61				
25	1	1	QPSK	24.17	24.27	24.23			31.08	1.2823
25	1	131		24.13	24.22	24.18				
25	64	32		24.26	24.15	24.12				
25	1	0		23.08	23.24	23.21				
25	1	132		23.11	23.07	23.08				
25	128	0		23.20	23.18	23.08				
25	1	1	16-QAM	22.86	23.02	23.08	31.08	1.2823		
25	1	1	64-QAM	21.68	21.92	21.76				
25	1	1	256-QAM	19.17	19.17	19.16				
Limit	EIRP < 2W			Result			Pass			

NR n25 Maximum Average Power [dBm] (GT - LC = 8 dB)										
BW [MHz]	RB Size	RB Offset	Mod	Lowest	Middle	Highest	EIRP (dBm)	EIRP(W)		
30	1	1	PI/2 BPSK	24.37	24.18	24.28	32.39	1.7338		
30	1	158		24.35	24.19	24.17				
30	80	40		24.39	24.25	24.21				
30	1	0		23.67	23.71	23.67				
30	1	159		23.68	23.51	23.58				
30	160	0		23.77	23.73	23.60				
30	1	1	QPSK	24.21	24.29	24.20			31.14	1.3002
30	1	158		24.28	24.13	24.21				
30	80	40		24.28	24.30	24.16				
30	1	0		23.17	23.11	23.16				
30	1	159		23.22	23.07	23.08				
30	160	0		23.27	23.28	23.25				
30	1	1	16-QAM	23.10	23.14	23.10	31.14	1.3002		
30	1	1	64-QAM	21.81	21.86	21.79				
30	1	1	256-QAM	19.14	19.11	19.09				
Limit	EIRP < 2W			Result			Pass			



NR n25 Maximum Average Power [dBm] (GT - LC = 8 dB)								
BW [MHz]	RB Size	RB Offset	Mod	Lowest	Middle	Highest	EIRP (dBm)	EIRP(W)
35	1	1	PI/2 BPSK	24.19	24.10	24.18	32.39	1.7338
35	1	186		24.20	24.11	24.20		
35	90	45		24.31	24.32	24.39		
35	1	0		23.63	23.60	23.58		
35	1	187		23.60	23.55	23.60		
35	180	0		23.80	23.70	23.74		
35	1	1	QPSK	24.21	24.16	24.22		
35	1	186		24.19	24.05	24.07		
35	90	45		24.26	24.25	24.18		
35	1	0		23.09	23.04	23.11		
35	1	187		23.09	22.98	22.99		
35	180	0		23.15	23.16	23.19		
35	1	1	16-QAM	22.88	23.01	23.11	31.11	1.2912
35	1	1	64-QAM	21.76	21.76	21.71		
35	1	1	256-QAM	19.11	19.07	19.10		
Limit	EIRP < 2W			Result			Pass	

NR n25 Maximum Average Power [dBm] (GT - LC = 8 dB)								
BW [MHz]	RB Size	RB Offset	Mod	Lowest	Middle	Highest	EIRP (dBm)	EIRP(W)
40	1	1	PI/2 BPSK	24.17	24.23	24.30	32.34	1.7140
40	1	214		24.21	24.07	23.91		
40	108	54		24.30	24.27	24.34		
40	1	0		23.58	23.59	23.73		
40	1	215		23.48	23.50	23.25		
40	216	0		23.74	23.67	23.90		
40	1	1	QPSK	24.18	24.18	24.26		
40	1	214		24.20	24.07	24.10		
40	108	54		24.20	24.25	24.30		
40	1	0		23.07	23.11	23.21		
40	1	215		23.14	23.01	22.97		
40	216	0		23.15	23.20	23.23		
40	1	1	16-QAM	23.07	23.11	23.18	31.18	1.3122
40	1	1	64-QAM	21.73	21.75	21.82		
40	1	1	256-QAM	19.07	19.02	19.12		
Limit	EIRP < 2W			Result			Pass	



Part22H NR n26 Maximum Average Power [dBm] (GT - LC = 6 dB)								
BW [MHz]	RB Size	RB Offset	Mod	Lowest	Middle	Highest	ERP (dBm)	ERP(W)
5	1	1	PI/2 BPSK	24.16	23.91	24.00	28.01	0.6324
5	1	23		24.07	23.87	23.96		
5	12	6		24.06	23.86	23.98		
5	1	0		23.53	23.43	23.39		
5	1	24		23.48	23.40	23.36		
5	25	0		23.63	23.34	23.54		
5	1	1	QPSK	24.10	23.93	24.02		
5	1	23		24.01	23.87	23.96		
5	12	6		24.08	23.81	23.90		
5	1	0		23.10	22.95	23.00		
5	1	24		23.05	22.90	22.86		
5	25	0		23.08	22.83	22.94		
5	1	1	16-QAM	23.02	22.80	22.87	26.87	0.4864
5	1	1	64-QAM	21.65	21.43	21.50		
5	1	1	256-QAM	19.12	18.83	18.98		
Limit	ERP < 7W			Result			Pass	

Part22H NR n26 Maximum Average Power [dBm] (GT - LC = 6 dB)								
BW [MHz]	RB Size	RB Offset	Mod	Lowest	Middle	Highest	ERP (dBm)	ERP(W)
10	1	1	PI/2 BPSK	24.05	23.88	23.86	27.90	0.6166
10	1	50		23.89	23.91	23.86		
10	25	12		24.00	23.86	23.90		
10	1	0		23.43	23.33	23.26		
10	1	51		23.29	23.32	23.24		
10	50	0		23.50	23.45	23.41		
10	1	1	QPSK	24.01	23.94	23.84		
10	1	50		23.89	23.88	23.85		
10	25	12		23.98	23.83	23.85		
10	1	0		22.93	22.79	22.81		
10	1	51		22.81	22.78	22.75		
10	50	0		23.03	22.84	22.92		
10	1	1	16-QAM	23.00	22.75	22.69	26.85	0.4842
10	1	1	64-QAM	21.51	21.38	21.39		
10	1	1	256-QAM	19.05	18.85	18.87		
Limit	ERP < 7W			Result			Pass	



Part22H NR n26 Maximum Average Power [dBm] (GT - LC = 6 dB)										
BW [MHz]	RB Size	RB Offset	Mod	Lowest	Middle	Highest	ERP (dBm)	ERP(W)		
15	1	1	PI/2 BPSK	24.12	24.09	24.00	27.98	0.6281		
15	1	77		23.96	23.96	23.92				
15	36	18		24.02	24.04	24.01				
15	1	0		23.49	23.55	23.37				
15	1	78		23.32	23.34	23.14				
15	75	0		23.48	23.40	23.46				
15	1	1	QPSK	24.13	24.03	23.99			26.79	0.4775
15	1	77		23.91	23.94	23.92				
15	36	18		23.94	23.93	23.91				
15	1	0		23.05	22.97	22.97				
15	1	78		22.90	22.89	22.87				
15	75	0		22.97	22.95	22.94				
15	1	1	16-QAM	22.94	22.86	22.85	26.79	0.4775		
15	1	1	64-QAM	21.69	21.58	21.56				
15	1	1	256-QAM	19.02	19.06	19.04				
Limit	ERP < 7W			Result			Pass			

Part22H NR n26 Maximum Average Power [dBm] (GT - LC = 6 dB)										
BW [MHz]	RB Size	RB Offset	Mod	Lowest	Middle	Highest	ERP (dBm)	ERP(W)		
20	1	1	PI/2 BPSK	23.98	24.11	23.95	27.96	0.6252		
20	1	104		23.85	23.95	23.86				
20	50	25		24.01	24.02	24.01				
20	1	0		23.35	23.49	23.32				
20	1	105		23.21	23.30	23.27				
20	100	0		23.49	23.47	23.41				
20	1	1	QPSK	23.97	24.06	24.01			26.74	0.4721
20	1	104		23.85	23.95	23.88				
20	50	25		23.94	23.91	23.94				
20	1	0		22.89	23.01	22.90				
20	1	105		22.79	22.81	22.79				
20	100	0		22.93	22.96	22.91				
20	1	1	16-QAM	22.87	22.89	22.85	26.74	0.4721		
20	1	1	64-QAM	21.48	21.57	21.53				
20	1	1	256-QAM	18.91	19.00	18.98				
Limit	ERP < 7W			Result			Pass			



NR n30 Maximum Average Power [dBm] (GT - LC = 0.98 dB)										
BW [MHz]	RB Size	RB Offset	Mod	Lowest	Middle	Highest	EIRP (dBm)	EIRP(W)		
5	1	1	PI/2 BPSK	22.61	22.61	22.63	23.64	0.2312		
5	1	23		22.51	22.53	22.60				
5	12	6		22.58	22.64	22.64				
5	1	0		22.09	22.05	22.10				
5	1	24		21.96	21.97	22.09				
5	25	0		22.06	22.06	22.10				
5	1	1	QPSK	22.62	22.66	22.66			23.64	0.2312
5	1	23		22.49	22.59	22.63				
5	12	6		22.53	22.55	22.64				
5	1	0		21.52	21.60	21.65				
5	1	24		21.47	21.52	21.55				
5	25	0		21.56	21.57	21.58				
5	1	1	16-QAM	21.48	21.51	21.49	22.49	0.1774		
5	1	1	64-QAM	20.15	20.14	20.23				
5	1	1	256-QAM	17.50	17.55	17.56				
Limit	EIRP < 250 mW/5MHz			Result			Pass			

NR n30 Maximum Average Power [dBm] (GT - LC = 0.98 dB)										
BW [MHz]	RB Size	RB Offset	Mod	Lowest	Middle	Highest	EIRP (dBm)	EIRP(W)		
10	1	1	PI/2 BPSK	-	22.68	-	23.66	0.2323		
10	1	50		-	22.54	-				
10	25	12		-	22.62	-				
10	1	0		-	21.99	-				
10	1	51		-	21.93	-				
10	50	0		-	22.04	-				
10	1	1	QPSK	-	22.56	-			23.66	0.2323
10	1	50		-	22.54	-				
10	25	12		-	22.53	-				
10	1	0		-	21.53	-				
10	1	51		-	21.43	-				
10	50	0		-	21.55	-				
10	1	1	16-QAM	-	21.48	-	22.46	0.1762		
10	1	1	64-QAM	-	20.20	-				
10	1	1	256-QAM	-	17.52	-				
Limit	EIRP < 250 mW/5MHz			Result			Pass			

Total EIRP power is less than partial EIRP limit 250 mW/5MHz.



NR n38 Maximum Average Power [dBm] (GT - LC = 8 dB)								
BW [MHz]	RB Size	RB Offset	Mod	Lowest	Middle	Highest	EIRP (dBm)	EIRP(W)
10	1	1	PI/2 BPSK	24.26	24.19	24.12	32.26	1.6827
10	1	22		24.20	24.13	24.02		
10	12	6		24.23	24.21	24.13		
10	1	0		23.64	23.58	23.44		
10	1	23		23.56	23.44	23.35		
10	24	0		23.78	23.69	23.59		
10	1	1	QPSK	24.17	24.12	24.09		
10	1	22		24.17	24.13	23.97		
10	12	6		24.14	24.15	23.99		
10	1	0		23.15	23.04	23.01		
10	1	23		23.05	22.99	22.85		
10	24	0		23.25	23.17	23.08		
10	1	1	16-QAM	23.14	23.01	23.01	31.14	1.3002
10	1	1	64-QAM	21.71	21.64	21.63		
10	1	1	256-QAM	19.75	19.64	19.59		
Limit	EIRP < 2W			Result			Pass	

NR n38 Maximum Average Power [dBm] (GT - LC = 8 dB)								
BW [MHz]	RB Size	RB Offset	Mod	Lowest	Middle	Highest	EIRP (dBm)	EIRP(W)
15	1	1	PI/2 BPSK	24.19	24.18	24.22	32.31	1.7022
15	1	36		24.11	24.07	24.12		
15	18	9		24.31	24.26	24.24		
15	1	0		23.58	23.62	23.67		
15	1	37		23.56	23.49	23.54		
15	36	0		23.80	23.71	23.72		
15	1	1	QPSK	24.13	24.13	24.26		
15	1	36		24.02	24.04	24.10		
15	18	9		24.15	24.13	24.19		
15	1	0		23.15	23.14	23.15		
15	1	37		22.99	23.01	23.04		
15	36	0		23.17	23.18	23.22		
15	1	1	16-QAM	22.92	23.08	23.00	31.08	1.2823
15	1	1	64-QAM	21.66	21.70	21.68		
15	1	1	256-QAM	19.66	19.65	19.73		
Limit	EIRP < 2W			Result			Pass	



NR n38 Maximum Average Power [dBm] (GT - LC = 8 dB)								
BW [MHz]	RB Size	RB Offset	Mod	Lowest	Middle	Highest	EIRP (dBm)	EIRP(W)
20	1	1	PI/2 BPSK	24.22	24.16	24.24	32.35	1.7179
20	1	49		24.16	24.04	23.96		
20	25	12		24.35	24.29	24.33		
20	1	0		23.60	23.54	23.58		
20	1	50		23.52	23.36	23.39		
20	50	0		23.73	23.72	23.70		
20	1	1	QPSK	24.16	24.04	24.22		
20	1	49		24.11	23.97	23.90		
20	25	12		24.22	24.16	24.14		
20	1	0		23.09	23.05	23.14		
20	1	50		23.02	22.91	22.84		
20	50	0		23.24	23.18	23.10		
20	1	1	16-QAM	23.02	22.85	23.09	31.09	1.2853
20	1	1	64-QAM	21.71	21.62	21.63		
20	1	1	256-QAM	19.69	19.53	19.67		
Limit	EIRP < 2W			Result			Pass	

NR n38 Maximum Average Power [dBm] (GT - LC = 8 dB)								
BW [MHz]	RB Size	RB Offset	Mod	Lowest	Middle	Highest	EIRP (dBm)	EIRP(W)
25	1	1	PI/2 BPSK	24.53	24.38	24.41	32.56	1.803
25	1	63		24.35	24.23	24.09		
25	32	16		24.56	24.39	24.33		
25	1	0		23.92	23.79	23.82		
25	1	64		23.76	23.56	23.51		
25	64	0		23.96	23.82	23.81		
25	1	1	QPSK	24.49	24.32	24.38		
25	1	63		24.28	24.05	24.03		
25	32	16		24.46	24.27	24.27		
25	1	0		23.44	23.32	23.27		
25	1	64		23.25	23.10	23.01		
25	64	0		23.46	23.27	23.25		
25	1	1	16-QAM	23.35	23.28	23.16	31.35	1.3646
25	1	1	64-QAM	22.01	21.88	21.78		
25	1	1	256-QAM	20.02	19.85	20.02		
Limit	EIRP < 2W			Result			Pass	



NR n38 Maximum Average Power [dBm] (GT - LC = 8 dB)										
BW [MHz]	RB Size	RB Offset	Mod	Lowest	Middle	Highest	EIRP (dBm)	EIRP(W)		
30	1	1	PI/2 BPSK	24.50	24.46	24.40	32.5	1.7783		
30	1	76		24.28	24.17	24.08				
30	36	18		24.45	24.39	24.34				
30	1	0		23.82	23.82	23.90				
30	1	77		23.63	23.52	23.48				
30	75	0		23.84	23.82	23.80				
30	1	1	QPSK	24.44	24.38	24.35			31.24	1.3305
30	1	76		24.21	24.04	23.99				
30	36	18		24.31	24.30	24.27				
30	1	0		23.40	23.35	23.33				
30	1	77		23.11	23.03	22.93				
30	75	0		23.31	23.32	23.29				
30	1	1	16-QAM	23.24	23.16	23.17	31.24	1.3305		
30	1	1	64-QAM	21.98	21.90	21.98				
30	1	1	256-QAM	19.93	19.92	19.98				
Limit	EIRP < 2W			Result			Pass			

NR n38 Maximum Average Power [dBm] (GT - LC = 8 dB)										
BW [MHz]	RB Size	RB Offset	Mod	Lowest	Middle	Highest	EIRP (dBm)	EIRP(W)		
40	1	1	PI/2 BPSK	24.40	24.39	24.41	32.46	1.762		
40	1	104		24.20	24.11	24.08				
40	50	25		24.46	24.40	24.45				
40	1	0		23.77	23.80	23.79				
40	1	105		23.59	23.44	23.55				
40	100	0		23.87	23.80	23.96				
40	1	1	QPSK	24.35	24.36	24.41			31.25	1.3335
40	1	104		24.15	23.93	24.03				
40	50	25		24.37	24.27	24.36				
40	1	0		23.30	23.34	23.36				
40	1	105		22.95	22.92	22.95				
40	100	0		23.35	23.41	23.38				
40	1	1	16-QAM	23.25	23.25	23.23	31.25	1.3335		
40	1	1	64-QAM	21.92	21.93	21.84				
40	1	1	256-QAM	19.85	19.85	19.89				
Limit	EIRP < 2W			Result			Pass			



NR n41 HPUE Maximum Average Power [dBm] (GT - LC = 6 dB)								
BW [MHz]	RB Size	RB Offset	Mod	Lowest	Middle	Highest	EIRP (dBm)	EIRP(W)
10	1	1	PI/2 BPSK	26.19	26.17	25.85	32.23	1.6711
10	1	22		26.22	26.23	25.83		
10	12	6		26.23	26.21	25.82		
10	1	0		22.55	22.56	22.29		
10	1	23		22.60	22.57	22.25		
10	24	0		25.72	25.71	25.33		
10	1	1	QPSK	26.09	26.12	25.81	32.23	1.6711
10	1	22		26.16	26.17	25.74		
10	12	6		26.13	26.12	25.77		
10	1	0		22.54	22.58	22.24		
10	1	23		22.62	22.58	22.18		
10	24	0		25.20	25.20	24.88		
10	1	1	16-QAM	24.96	25.14	24.67	31.14	1.3002
10	1	1	64-QAM	23.66	23.69	23.33		
10	1	1	256-QAM	21.61	21.64	21.32		
Limit	EIRP < 2W			Result			Pass	

NR n41 HPUE Maximum Average Power [dBm] (GT - LC = 6 dB)								
BW [MHz]	RB Size	RB Offset	Mod	Lowest	Middle	Highest	EIRP (dBm)	EIRP(W)
15	1	1	PI/2 BPSK	26.27	26.20	26.02	32.42	1.7458
15	1	36		26.37	26.23	25.99		
15	18	9		26.42	26.27	26.05		
15	1	0		22.68	22.60	22.42		
15	1	37		22.77	22.61	22.34		
15	36	0		25.85	25.74	25.51		
15	1	1	QPSK	26.23	26.10	25.93	32.42	1.7458
15	1	36		26.29	26.16	25.90		
15	18	9		26.31	26.17	25.97		
15	1	0		22.73	22.61	22.45		
15	1	37		22.72	22.61	22.37		
15	36	0		25.35	25.20	25.03		
15	1	1	16-QAM	25.16	25.02	24.66	31.16	1.3062
15	1	1	64-QAM	23.80	23.61	23.42		
15	1	1	256-QAM	21.75	21.61	21.45		
Limit	EIRP < 2W			Result			Pass	



NR n41 HPUE Maximum Average Power [dBm] (GT - LC = 6 dB)								
BW [MHz]	RB Size	RB Offset	Mod	Lowest	Middle	Highest	EIRP (dBm)	EIRP(W)
20	1	1	PI/2 BPSK	26.11	26.15	25.99	32.33	1.7100
20	1	49		26.13	26.12	25.92		
20	25	12		26.29	26.33	26.10		
20	1	0		22.50	22.54	22.42		
20	1	50		22.49	22.51	22.30		
20	50	0		25.68	25.72	25.51		
20	1	1	QPSK	26.10	26.03	25.91		
20	1	49		26.04	26.05	25.83		
20	25	12		26.20	26.23	26.04		
20	1	0		22.51	22.54	22.29		
20	1	50		22.46	22.54	22.26		
20	50	0		25.18	25.18	25.03		
20	1	1	16-QAM	24.90	24.90	24.77	30.90	1.2303
20	1	1	64-QAM	23.65	23.61	23.41		
20	1	1	256-QAM	21.51	21.44	21.47		
Limit	EIRP < 2W			Result			Pass	

NR n41 HPUE Maximum Average Power [dBm] (GT - LC = 6 dB)								
BW [MHz]	RB Size	RB Offset	Mod	Lowest	Middle	Highest	EIRP (dBm)	EIRP(W)
25	1	1	PI/2 BPSK	26.31	26.40	26.03	32.51	1.7824
25	1	63		26.36	26.39	25.95		
25	32	16		26.39	26.51	26.09		
25	1	0		22.73	22.80	22.55		
25	1	64		22.80	22.78	22.38		
25	64	0		25.83	25.90	25.61		
25	1	1	QPSK	26.27	26.24	26.03		
25	1	63		26.30	26.28	25.93		
25	32	16		26.34	26.32	25.98		
25	1	0		22.79	22.72	22.55		
25	1	64		22.66	22.75	22.39		
25	64	0		25.31	25.38	25.10		
25	1	1	16-QAM	25.11	25.02	24.85	31.11	1.2912
25	1	1	64-QAM	23.85	23.69	23.53		
25	1	1	256-QAM	21.79	21.77	21.53		
Limit	EIRP < 2W			Result			Pass	



NR n41 HPUE Maximum Average Power [dBm] (GT - LC = 6 dB)										
BW [MHz]	RB Size	RB Offset	Mod	Lowest	Middle	Highest	EIRP (dBm)	EIRP(W)		
30	1	1	PI/2 BPSK	26.37	26.28	26.19	32.50	1.7783		
30	1	76		26.44	26.37	26.13				
30	36	18		26.50	26.50	26.24				
30	1	0		22.78	22.71	22.58				
30	1	77		22.85	22.78	22.56				
30	75	0		25.89	25.93	25.76				
30	1	1	QPSK	26.33	26.24	26.10			31.19	1.3152
30	1	76		26.36	26.32	26.03				
30	36	18		26.42	26.32	26.25				
30	1	0		22.75	22.70	22.57				
30	1	77		22.86	22.72	22.49				
30	75	0		25.41	25.37	25.21				
30	1	1	16-QAM	25.19	25.06	25.04	31.19	1.3152		
30	1	1	64-QAM	23.86	23.76	23.61				
30	1	1	256-QAM	21.80	21.72	21.69				
Limit	EIRP < 2W			Result			Pass			

NR n41 HPUE Maximum Average Power [dBm] (GT - LC = 6 dB)										
BW [MHz]	RB Size	RB Offset	Mod	Lowest	Middle	Highest	EIRP (dBm)	EIRP(W)		
40	1	1	PI/2 BPSK	26.17	26.18	26.01	32.43	1.7498		
40	1	104		26.19	26.27	25.95				
40	50	25		26.40	26.43	26.21				
40	1	0		22.54	22.56	22.42				
40	1	105		22.62	22.68	22.34				
40	100	0		25.84	25.83	25.56				
40	1	1	QPSK	26.10	26.13	25.96			31.08	1.2823
40	1	104		26.18	26.18	25.89				
40	50	25		26.29	26.31	26.09				
40	1	0		22.58	22.60	22.41				
40	1	105		22.63	22.68	22.30				
40	100	0		25.27	25.26	25.18				
40	1	1	16-QAM	25.00	25.08	24.80	31.08	1.2823		
40	1	1	64-QAM	23.68	23.71	23.46				
40	1	1	256-QAM	21.58	21.61	21.47				
Limit	EIRP < 2W			Result			Pass			



NR n41 HPUE Maximum Average Power [dBm] (GT - LC = 6 dB)										
BW [MHz]	RB Size	RB Offset	Mod	Lowest	Middle	Highest	EIRP (dBm)	EIRP(W)		
50	1	1	PI/2 BPSK	26.38	26.39	26.22	32.56	1.8030		
50	1	131		26.49	26.41	26.18				
50	64	32		26.56	26.54	26.44				
50	1	0		22.81	22.80	22.63				
50	1	132		23.01	22.80	22.62				
50	128	0		26.03	25.87	25.84				
50	1	1	QPSK	26.31	26.30	26.15			31.20	1.3183
50	1	131		26.44	26.34	26.14				
50	64	32		26.52	26.46	26.37				
50	1	0		22.82	22.77	22.61				
50	1	132		22.89	22.79	22.59				
50	128	0		25.58	25.38	25.27				
50	1	1	16-QAM	25.05	25.20	25.01	31.20	1.3183		
50	1	1	64-QAM	23.72	23.89	23.65				
50	1	1	256-QAM	21.83	21.89	21.74				
Limit	EIRP < 2W			Result			Pass			

NR n41 HPUE Maximum Average Power [dBm] (GT - LC = 6 dB)										
BW [MHz]	RB Size	RB Offset	Mod	Lowest	Middle	Highest	EIRP (dBm)	EIRP(W)		
60	1	1	PI/2 BPSK	26.06	26.15	26.14	32.25	1.6788		
60	1	160		26.17	26.15	25.91				
60	81	40		26.23	26.25	26.09				
60	1	0		22.51	22.62	22.57				
60	1	161		22.71	22.61	22.32				
60	162	0		25.77	25.80	25.61				
60	1	1	QPSK	25.98	26.13	26.00			30.94	1.2417
60	1	160		26.12	26.08	25.85				
60	81	40		26.05	26.19	26.02				
60	1	0		22.50	22.58	22.44				
60	1	161		22.58	22.58	22.27				
60	162	0		25.24	25.25	25.05				
60	1	1	16-QAM	24.83	24.89	24.94	30.94	1.2417		
60	1	1	64-QAM	23.53	23.59	23.51				
60	1	1	256-QAM	21.54	21.61	21.52				
Limit	EIRP < 2W			Result			Pass			



NR n41 HPUE Maximum Average Power [dBm] (GT - LC = 6 dB)										
BW [MHz]	RB Size	RB Offset	Mod	Lowest	Middle	Highest	EIRP (dBm)	EIRP(W)		
70	1	1	PI/2 BPSK	26.29	26.25	26.08	32.46	1.7620		
70	1	187		26.40	26.21	25.41				
70	90	45		26.46	26.44	26.19				
70	1	0		22.58	22.70	22.65				
70	1	188		22.84	22.66	22.38				
70	180	0		25.86	25.82	25.63				
70	1	1	QPSK	26.21	26.24	26.12			31.01	1.2618
70	1	187		26.39	26.22	25.35				
70	90	45		26.36	26.37	26.08				
70	1	0		22.59	22.63	22.51				
70	1	188		22.77	22.63	22.35				
70	180	0		25.35	25.31	25.12				
70	1	1	16-QAM	25.01	25.01	24.92	31.01	1.2618		
70	1	1	64-QAM	23.54	23.69	23.61				
70	1	1	256-QAM	21.67	21.61	21.64				
Limit	EIRP < 2W			Result			Pass			

NR n41 HPUE Maximum Average Power [dBm] (GT - LC = 6 dB)										
BW [MHz]	RB Size	RB Offset	Mod	Lowest	Middle	Highest	EIRP (dBm)	EIRP(W)		
80	1	1	PI/2 BPSK	26.33	26.33	26.24	32.46	1.7620		
80	1	215		26.33	26.19	25.74				
80	108	54		26.38	26.46	26.10				
80	1	0		22.70	22.71	22.66				
80	1	216		22.75	22.65	22.48				
80	216	0		25.77	25.81	25.70				
80	1	1	QPSK	26.23	26.26	26.21			31.25	1.3335
80	1	215		26.22	26.15	25.70				
80	108	54		26.31	26.36	26.21				
80	1	0		22.68	22.71	22.75				
80	1	216		22.67	22.62	22.48				
80	216	0		25.37	25.34	25.21				
80	1	1	16-QAM	25.04	25.25	25.09	31.25	1.3335		
80	1	1	64-QAM	23.61	23.83	23.64				
80	1	1	256-QAM	21.79	21.79	21.75				
Limit	EIRP < 2W			Result			Pass			



NR n41 HPUE Maximum Average Power [dBm] (GT - LC = 6 dB)								
BW [MHz]	RB Size	RB Offset	Mod	Lowest	Middle	Highest	EIRP (dBm)	EIRP(W)
90	1	1	PI/2 BPSK	26.40	26.38	26.34	32.43	1.7498
90	1	243		26.36	26.03	26.12		
90	120	60		26.41	26.43	26.37		
90	1	0		22.82	22.87	22.83		
90	1	244		22.95	22.81	22.74		
90	243	0		25.94	25.85	25.78		
90	1	1	QPSK	26.29	26.31	26.28		
90	1	243		26.34	26.25	25.76		
90	120	60		26.28	26.29	26.27		
90	1	0		22.82	22.89	22.81		
90	1	244		22.90	22.87	22.62		
90	243	0		25.42	25.29	25.29		
90	1	1	16-QAM	25.11	25.31	25.03	31.31	1.3521
90	1	1	64-QAM	23.68	23.86	23.78		
90	1	1	256-QAM	21.82	21.81	21.81		
Limit	EIRP < 2W			Result			Pass	

NR n41 HPUE Maximum Average Power [dBm] (GT - LC = 6 dB)								
BW [MHz]	RB Size	RB Offset	Mod	Lowest	Middle	Highest	EIRP (dBm)	EIRP(W)
100	1	1	PI/2 BPSK	26.45	26.43	26.43	32.45	1.7579
100	1	271		26.33	26.04	26.18		
100	135	67		26.31	26.29	26.24		
100	1	0		22.81	22.80	22.85		
100	1	272		22.88	22.73	22.58		
100	270	0		25.74	25.82	25.81		
100	1	1	QPSK	26.35	26.38	26.38		
100	1	271		26.41	26.08	25.45		
100	135	67		26.13	26.17	26.06		
100	1	0		22.76	22.81	22.83		
100	1	272		22.75	22.71	22.53		
100	270	0		25.25	25.36	25.30		
100	1	1	16-QAM	25.11	25.27	25.16	31.27	1.3397
100	1	1	64-QAM	23.73	23.80	23.80		
100	1	1	256-QAM	21.86	21.82	21.86		
Limit	EIRP < 2W			Result			Pass	



NR n66 Maximum Average Power [dBm] (GT - LC = 5 dB)										
BW [MHz]	RB Size	RB Offset	Mod	Lowest	Middle	Highest	EIRP (dBm)	EIRP(W)		
5	1	1	PI/2 BPSK	24.09	24.09	24.06	29.15	0.8222		
5	1	23		24.06	24.11	23.99				
5	12	6		24.15	24.13	24.11				
5	1	0		23.57	23.55	23.59				
5	1	24		23.64	23.56	23.52				
5	25	0		23.62	23.56	23.50				
5	1	1	QPSK	24.12	24.14	23.90			29.15	0.8222
5	1	23		24.09	24.08	23.94				
5	12	6		24.07	23.99	23.95				
5	1	0		23.11	23.02	22.95				
5	1	24		23.09	23.09	22.94				
5	25	0		23.16	23.03	22.94				
5	1	1	16-QAM	22.88	22.95	22.67	27.95	0.6237		
5	1	1	64-QAM	21.37	21.67	21.60				
5	1	1	256-QAM	19.40	19.02	19.49				
Limit	EIRP < 1W			Result			Pass			

NR n66 Maximum Average Power [dBm] (GT - LC = 5 dB)										
BW [MHz]	RB Size	RB Offset	Mod	Lowest	Middle	Highest	EIRP (dBm)	EIRP(W)		
10	1	1	PI/2 BPSK	24.24	24.04	24.02	29.24	0.8395		
10	1	50		24.19	24.00	24.02				
10	25	12		24.21	24.02	24.06				
10	1	0		23.54	23.43	23.41				
10	1	51		23.49	23.44	23.33				
10	50	0		23.66	23.61	23.53				
10	1	1	QPSK	24.08	23.98	23.95			29.24	0.8395
10	1	50		24.16	23.98	23.95				
10	25	12		24.19	24.01	23.98				
10	1	0		23.16	22.92	22.95				
10	1	51		23.09	22.97	22.91				
10	50	0		23.23	23.08	23.00				
10	1	1	16-QAM	22.97	22.87	22.79	27.97	0.6266		
10	1	1	64-QAM	21.66	21.66	21.54				
10	1	1	256-QAM	19.00	18.96	18.88				
Limit	EIRP < 1W			Result			Pass			



NR n66 Maximum Average Power [dBm] (GT - LC = 5 dB)										
BW [MHz]	RB Size	RB Offset	Mod	Lowest	Middle	Highest	EIRP (dBm)	EIRP(W)		
15	1	1	PI/2 BPSK	24.15	24.20	24.07	29.20	0.8318		
15	1	77		24.14	24.03	23.95				
15	36	18		24.20	24.13	24.05				
15	1	0		23.56	23.60	23.41				
15	1	78		23.66	23.38	23.29				
15	75	0		23.63	23.58	23.40				
15	1	1	QPSK	24.17	24.18	24.04			29.20	0.8318
15	1	77		24.07	23.99	23.88				
15	36	18		24.12	24.07	23.93				
15	1	0		23.07	23.14	23.00				
15	1	78		23.16	22.93	22.86				
15	75	0		23.17	23.11	22.93				
15	1	1	16-QAM	23.00	23.15	22.95	28.15	0.6531		
15	1	1	64-QAM	21.76	21.80	21.64				
15	1	1	256-QAM	19.10	19.17	18.98				
Limit	EIRP < 1W			Result			Pass			

NR n66 Maximum Average Power [dBm] (GT - LC = 5 dB)										
BW [MHz]	RB Size	RB Offset	Mod	Lowest	Middle	Highest	EIRP (dBm)	EIRP(W)		
20	1	1	PI/2 BPSK	24.05	24.20	23.94	29.20	0.8318		
20	1	104		24.08	24.01	23.90				
20	50	25		24.19	24.13	23.93				
20	1	0		23.54	23.58	23.29				
20	1	105		23.48	23.41	23.31				
20	100	0		23.57	23.55	23.51				
20	1	1	QPSK	23.98	24.14	23.91			29.20	0.8318
20	1	104		24.06	24.00	23.86				
20	50	25		24.13	24.08	23.87				
20	1	0		22.91	23.07	22.87				
20	1	105		22.96	22.88	22.81				
20	100	0		23.08	23.04	22.87				
20	1	1	16-QAM	22.78	23.07	22.85	28.07	0.6412		
20	1	1	64-QAM	21.49	21.67	21.47				
20	1	1	256-QAM	18.94	19.09	18.80				
Limit	EIRP < 1W			Result			Pass			



NR n66 Maximum Average Power [dBm] (GT - LC = 5 dB)										
BW [MHz]	RB Size	RB Offset	Mod	Lowest	Middle	Highest	EIRP (dBm)	EIRP(W)		
25	1	1	PI/2 BPSK	24.19	24.36	24.29	29.36	0.8630		
25	1	131		24.15	24.14	24.12				
25	64	32		24.30	24.30	24.24				
25	1	0		23.60	23.77	23.69				
25	1	132		23.56	23.61	23.51				
25	128	0		23.64	23.65	23.58				
25	1	1	QPSK	24.22	24.36	24.19			29.36	0.8630
25	1	131		24.20	24.08	24.10				
25	64	32		24.20	24.25	24.17				
25	1	0		23.14	23.28	23.14				
25	1	132		23.03	23.11	23.10				
25	128	0		23.12	23.20	23.16				
25	1	1	16-QAM	22.98	23.24	23.13	28.24	0.6668		
25	1	1	64-QAM	21.79	21.87	21.80				
25	1	1	256-QAM	19.16	19.24	19.10				
Limit	EIRP < 1W			Result			Pass			

NR n66 Maximum Average Power [dBm] (GT - LC = 5 dB)										
BW [MHz]	RB Size	RB Offset	Mod	Lowest	Middle	Highest	EIRP (dBm)	EIRP(W)		
30	1	1	PI/2 BPSK	24.27	24.34	24.27	29.36	0.8630		
30	1	158		24.13	24.25	24.10				
30	80	40		24.30	24.36	24.29				
30	1	0		23.72	23.78	23.58				
30	1	159		23.54	23.59	23.50				
30	160	0		23.67	23.73	23.67				
30	1	1	QPSK	24.30	24.25	24.27			29.36	0.8630
30	1	158		24.16	24.12	24.09				
30	80	40		24.23	24.25	24.22				
30	1	0		23.18	23.16	23.16				
30	1	159		23.05	22.99	23.02				
30	160	0		23.23	23.24	23.21				
30	1	1	16-QAM	23.16	23.19	23.21	28.21	0.6622		
30	1	1	64-QAM	21.76	21.77	21.83				
30	1	1	256-QAM	19.23	19.25	19.13				
Limit	EIRP < 1W			Result			Pass			



NR n66 Maximum Average Power [dBm] (GT - LC = 5 dB)										
BW [MHz]	RB Size	RB Offset	Mod	Lowest	Middle	Highest	EIRP (dBm)	EIRP(W)		
35	1	1	PI/2 BPSK	24.19	24.27	24.12	29.36	0.8630		
35	1	186		24.09	24.11	24.10				
35	90	45		24.29	24.36	24.23				
35	1	0		23.49	23.63	23.53				
35	1	187		23.50	23.42	23.35				
35	180	0		23.63	23.65	23.57				
35	1	1	QPSK	24.10	24.15	24.14			29.36	0.8630
35	1	186		24.07	24.08	23.98				
35	90	45		24.27	24.24	24.17				
35	1	0		23.03	23.12	22.97				
35	1	187		22.99	23.04	22.94				
35	180	0		23.14	23.19	23.14				
35	1	1	16-QAM	22.99	23.13	22.92	28.13	0.6501		
35	1	1	64-QAM	21.81	21.74	21.74				
35	1	1	256-QAM	19.09	19.02	18.98				
Limit	EIRP < 1W			Result			Pass			

NR n66 Maximum Average Power [dBm] (GT - LC = 5 dB)										
BW [MHz]	RB Size	RB Offset	Mod	Lowest	Middle	Highest	EIRP (dBm)	EIRP(W)		
40	1	1	PI/2 BPSK	24.07	24.27	24.16	29.31	0.8531		
40	1	214		23.99	24.05	24.05				
40	108	54		24.31	24.30	24.26				
40	1	0		23.54	23.61	23.59				
40	1	215		23.51	23.51	23.31				
40	216	0		23.56	23.58	23.57				
40	1	1	QPSK	24.07	24.12	24.23			29.31	0.8531
40	1	214		24.03	24.09	23.96				
40	108	54		24.20	24.24	24.13				
40	1	0		23.03	23.12	23.11				
40	1	215		22.95	22.93	22.94				
40	216	0		23.16	23.18	23.14				
40	1	1	16-QAM	22.96	23.12	22.97	28.12	0.6486		
40	1	1	64-QAM	21.72	21.79	21.75				
40	1	1	256-QAM	18.99	19.15	18.96				
Limit	EIRP < 1W			Result			Pass			



NR n70 Maximum Average Power [dBm] (GT - LC = 5.5 dB)								
BW [MHz]	RB Size	RB Offset	Mod	Lowest	Middle	Highest	ERP (dBm)	ERP(W)
5	1	1	PI/2 BPSK	24.17	24.13	24.11	29.81	0.9572
5	1	23		24.24	24.15	24.10		
5	12	6		24.27	24.14	24.19		
5	1	0		23.56	23.59	23.64		
5	1	24		23.62	23.61	23.61		
5	25	0		23.66	23.66	23.67		
5	1	1	QPSK	24.18	24.16	24.14		
5	1	23		24.31	24.13	24.19		
5	12	6		24.11	24.11	24.10		
5	1	0		22.90	23.13	23.18		
5	1	24		23.27	23.13	23.15		
5	25	0		23.23	23.18	23.09		
5	1	1	16-QAM	22.94	23.01	23.05	28.55	0.7161
5	1	1	64-QAM	21.78	21.72	21.70		
5	1	1	256-QAM	19.01	19.00	18.99		
Limit	EIRP < 1W			Result			Pass	

NR n70 Maximum Average Power [dBm] (GT - LC = 5.5 dB)								
BW [MHz]	RB Size	RB Offset	Mod	Lowest	Middle	Highest	ERP (dBm)	ERP(W)
10	1	1	PI/2 BPSK	24.14	24.16	24.29	29.79	0.9528
10	1	50		24.09	24.10	24.12		
10	25	12		24.19	24.19	24.20		
10	1	0		23.52	23.50	23.60		
10	1	51		23.43	23.41	23.44		
10	50	0		23.57	23.64	23.67		
10	1	1	QPSK	24.13	24.10	24.24		
10	1	50		24.06	24.07	24.03		
10	25	12		24.15	24.10	24.11		
10	1	0		23.04	23.02	23.11		
10	1	51		23.00	22.98	22.97		
10	50	0		23.22	23.19	23.17		
10	1	1	16-QAM	22.93	22.93	23.05	28.55	0.7161
10	1	1	64-QAM	21.76	21.64	21.85		
10	1	1	256-QAM	19.02	19.04	19.13		
Limit	EIRP < 1W			Result			Pass	



NR n70 Maximum Average Power [dBm] (GT - LC = 5.5 dB)								
BW [MHz]	RB Size	RB Offset	Mod	Lowest	Middle	Highest	ERP (dBm)	ERP(W)
15	1	1	PI/2 BPSK	-	24.22	-	29.72	0.9376
15	1	77		-	24.07	-		
15	36	18		-	24.17	-		
15	1	0		-	23.58	-		
15	1	78		-	23.48	-		
15	75	0		-	23.62	-		
15	1	1	QPSK	-	23.86	-	28.50	0.7079
15	1	77		-	24.06	-		
15	36	18		-	24.12	-		
15	1	0		-	23.09	-		
15	1	78		-	23.01	-		
15	75	0		-	23.10	-		
15	1	1	16-QAM	-	23.00	-	28.50	0.7079
15	1	1	64-QAM	-	21.84	-		
15	1	1	256-QAM	-	19.06	-		
Limit	EIRP < 1W			Result			Pass	



NR n71 Maximum Average Power [dBm] (GT - LC = 5.5 dB)								
BW [MHz]	RB Size	RB Offset	Mod	Lowest	Middle	Highest	ERP (dBm)	ERP(W)
5	1	1	PI/2 BPSK	24.00	24.13	24.15	27.59	0.5741
5	1	23		24.23	24.23	24.12		
5	12	6		24.20	24.18	24.12		
5	1	0		23.53	23.61	23.53		
5	1	24		23.50	23.53	23.60		
5	25	0		23.71	23.75	23.63		
5	1	1	QPSK	24.24	24.22	24.21		
5	1	23		24.17	24.19	24.11		
5	12	6		24.14	24.20	24.01		
5	1	0		22.85	23.11	23.06		
5	1	24		23.00	23.05	22.98		
5	25	0		23.17	23.20	23.14		
5	1	1	16-QAM	23.16	23.07	23.04	26.51	0.4477
5	1	1	64-QAM	21.86	21.77	21.70		
5	1	1	256-QAM	19.16	19.10	19.06		
Limit	ERP < 3W			Result			Pass	

NR n71 Maximum Average Power [dBm] (GT - LC = 5.5 dB)								
BW [MHz]	RB Size	RB Offset	Mod	Lowest	Middle	Highest	ERP (dBm)	ERP(W)
10	1	1	PI/2 BPSK	24.00	24.02	23.87	27.56	0.5702
10	1	50		24.07	24.12	24.01		
10	25	12		24.07	24.21	24.04		
10	1	0		23.27	23.41	23.18		
10	1	51		23.42	23.40	23.33		
10	50	0		23.58	23.72	23.56		
10	1	1	QPSK	23.99	23.98	23.93		
10	1	50		24.12	23.99	24.06		
10	25	12		24.07	24.07	24.02		
10	1	0		22.84	22.81	22.73		
10	1	51		22.95	22.93	22.88		
10	50	0		23.10	23.14	23.11		
10	1	1	16-QAM	22.85	22.95	22.72	26.30	0.4266
10	1	1	64-QAM	21.54	21.60	21.49		
10	1	1	256-QAM	18.93	18.84	18.79		
Limit	ERP < 3W			Result			Pass	



NR n71 Maximum Average Power [dBm] (GT - LC = 5.5 dB)										
BW [MHz]	RB Size	RB Offset	Mod	Lowest	Middle	Highest	ERP (dBm)	ERP(W)		
15	1	1	PI/2 BPSK	24.21	24.32	24.18	27.67	0.5848		
15	1	77		24.25	24.22	24.17				
15	36	18		24.17	24.13	24.10				
15	1	0		23.63	23.68	23.58				
15	1	78		23.67	23.62	23.54				
15	75	0		23.71	23.57	23.62				
15	1	1	QPSK	24.14	24.25	24.22			27.67	0.5848
15	1	77		24.23	24.24	24.15				
15	36	18		24.17	24.06	24.02				
15	1	0		23.13	23.24	23.12				
15	1	78		23.19	23.15	23.01				
15	75	0		23.22	23.08	23.03				
15	1	1	16-QAM	23.13	23.15	22.96	26.50	0.4467		
15	1	1	64-QAM	21.85	21.88	21.64				
15	1	1	256-QAM	19.11	19.18	19.08				
Limit	ERP < 3W			Result			Pass			

NR n71 Maximum Average Power [dBm] (GT - LC = 5.5 dB)										
BW [MHz]	RB Size	RB Offset	Mod	Lowest	Middle	Highest	ERP (dBm)	ERP(W)		
20	1	1	PI/2 BPSK	23.83	24.00	23.95	27.58	0.5728		
20	1	104		23.91	23.91	23.94				
20	50	25		24.16	24.23	24.23				
20	1	0		23.15	23.34	23.39				
20	1	105		23.28	23.27	23.30				
20	100	0		23.64	23.67	23.59				
20	1	1	QPSK	23.84	23.98	23.91			27.58	0.5728
20	1	104		23.94	23.89	23.79				
20	50	25		24.14	24.19	24.09				
20	1	0		22.75	22.84	22.81				
20	1	105		22.78	22.75	22.74				
20	100	0		23.19	23.15	23.17				
20	1	1	16-QAM	22.71	22.78	22.83	26.18	0.4150		
20	1	1	64-QAM	21.35	21.48	21.46				
20	1	1	256-QAM	18.77	18.89	18.79				
Limit	ERP < 3W			Result			Pass			



Part 270 NR n77 HPUE Maximum Average Power [dBm] (GT - LC = 2.9 dB)								
BW [MHz]	RB Size	RB Offset	Mod	Lowest	Middle	Highest	EIRP (dBm)	EIRP(W)
10	1	1	PI/2 BPSK	26.69	26.30	25.82	29.62	0.9162
10	1	22		26.70	26.38	25.78		
10	12	6		26.72	26.36	25.80		
10	1	0		23.07	22.64	22.19		
10	1	23		23.08	22.73	23.27		
10	24	0		26.20	25.94	24.90		
10	1	1	QPSK	26.67	26.24	25.33		
10	1	22		26.67	26.33	25.34		
10	12	6		26.64	26.35	25.31		
10	1	0		23.08	22.64	21.74		
10	1	23		23.05	22.72	22.14		
10	24	0		25.69	25.37	24.40		
10	1	1	16-QAM	25.41	25.04	24.11	28.31	0.6776
10	1	1	64-QAM	24.09	23.75	22.80		
10	1	1	256-QAM	22.11	21.75	20.83		
Limit	EIRP < 1W			Result			Pass	

Part 270 NR n77 HPUE Maximum Average Power [dBm] (GT - LC = 2.9 dB)								
BW [MHz]	RB Size	RB Offset	Mod	Lowest	Middle	Highest	EIRP (dBm)	EIRP(W)
15	1	1	PI/2 BPSK	26.65	26.30	25.50	29.57	0.9057
15	1	36		26.63	26.25	25.57		
15	18	9		26.67	26.28	25.62		
15	1	0		23.14	22.74	21.91		
15	1	37		23.05	22.74	21.96		
15	36	0		26.12	25.81	24.98		
15	1	1	QPSK	26.58	26.28	25.46		
15	1	36		26.63	26.14	25.47		
15	18	9		26.58	26.21	25.45		
15	1	0		23.04	22.72	21.94		
15	1	37		22.97	22.74	21.88		
15	36	0		25.58	25.29	24.49		
15	1	1	16-QAM	25.47	25.22	24.32	28.37	0.6871
15	1	1	64-QAM	24.04	23.84	22.99		
15	1	1	256-QAM	22.06	21.75	20.94		
Limit	EIRP < 1W			Result			Pass	



Part 270 NR n77 HPUE Maximum Average Power [dBm] (GT - LC = 2.9 dB)								
BW [MHz]	RB Size	RB Offset	Mod	Lowest	Middle	Highest	EIRP (dBm)	EIRP(W)
20	1	1	PI/2 BPSK	26.58	26.21	25.46	29.68	0.9290
20	1	49		26.63	26.14	25.41		
20	25	12		26.78	26.43	25.59		
20	1	0		22.97	22.60	21.95		
20	1	50		22.98	22.53	21.81		
20	50	0		26.14	25.83	25.04		
20	1	1	QPSK	26.51	26.16	25.41		
20	1	49		26.55	26.08	25.37		
20	25	12		26.62	26.21	25.50		
20	1	0		22.94	22.66	21.83		
20	1	50		22.95	22.53	21.78		
20	50	0		25.61	25.18	24.51		
20	1	1	16-QAM	25.32	25.08	24.25	28.22	0.6637
20	1	1	64-QAM	24.01	23.72	22.91		
20	1	1	256-QAM	22.07	21.65	20.88		
Limit	EIRP < 1W			Result			Pass	

Part 270 NR n77 HPUE Maximum Average Power [dBm] (GT - LC = 2.9 dB)								
BW [MHz]	RB Size	RB Offset	Mod	Lowest	Middle	Highest	EIRP (dBm)	EIRP(W)
25	1	1	PI/2 BPSK	26.97	26.73	25.99	29.93	0.9840
25	1	63		26.79	26.56	25.85		
25	32	16		27.03	26.66	26.03		
25	1	0		23.42	23.15	22.41		
25	1	64		23.25	22.98	22.20		
25	64	0		26.41	26.14	25.43		
25	1	1	QPSK	26.92	26.71	25.94		
25	1	63		26.84	26.52	25.76		
25	32	16		26.89	26.56	25.89		
25	1	0		23.39	23.18	22.39		
25	1	64		23.24	22.98	22.23		
25	64	0		25.89	25.56	24.93		
25	1	1	16-QAM	25.67	25.54	24.69	28.57	0.7194
25	1	1	64-QAM	24.35	24.18	23.48		
25	1	1	256-QAM	22.37	22.16	21.47		
Limit	EIRP < 1W			Result			Pass	



Part 270 NR n77 HPUE Maximum Average Power [dBm] (GT - LC = 2.9 dB)								
BW [MHz]	RB Size	RB Offset	Mod	Lowest	Middle	Highest	EIRP (dBm)	EIRP(W)
30	1	1	PI/2 BPSK	26.84	26.84	26.15	29.83	0.9616
30	1	76		26.78	26.55	25.85		
30	36	18		26.93	26.77	26.06		
30	1	0		23.19	23.22	22.57		
30	1	77		23.16	22.90	22.28		
30	75	0		26.32	26.18	25.60		
30	1	1	QPSK	26.72	26.75	26.07		
30	1	76		26.69	26.46	25.82		
30	36	18		26.93	26.68	25.96		
30	1	0		23.15	23.25	22.56		
30	1	77		23.12	22.94	22.25		
30	75	0		25.86	25.65	24.95		
30	1	1	16-QAM	25.61	25.66	24.93	28.56	0.7178
30	1	1	64-QAM	24.25	24.33	23.67		
30	1	1	256-QAM	22.26	22.27	21.62		
Limit	EIRP < 1W			Result			Pass	

Part 270 NR n77 HPUE Maximum Average Power [dBm] (GT - LC = 2.9 dB)								
BW [MHz]	RB Size	RB Offset	Mod	Lowest	Middle	Highest	EIRP (dBm)	EIRP(W)
40	1	1	PI/2 BPSK	26.83	26.71	26.02	29.87	0.9705
40	1	104		26.84	26.40	25.76		
40	50	25		26.97	26.79	26.09		
40	1	0		23.34	23.11	22.46		
40	1	105		23.24	22.85	22.17		
40	100	0		26.37	26.16	25.44		
40	1	1	QPSK	26.81	26.33	25.95		
40	1	104		26.78	26.13	25.71		
40	50	25		26.94	26.68	25.99		
40	1	0		23.37	22.99	22.41		
40	1	105		23.22	22.82	22.14		
40	100	0		25.87	25.43	24.97		
40	1	1	16-QAM	25.73	25.37	24.80	28.63	0.7295
40	1	1	64-QAM	24.31	24.10	23.41		
40	1	1	256-QAM	22.31	22.04	21.45		
Limit	EIRP < 1W			Result			Pass	



Part 270 NR n77 HPUE Maximum Average Power [dBm] (GT - LC = 2.9 dB)										
BW [MHz]	RB Size	RB Offset	Mod	Lowest	Middle	Highest	EIRP (dBm)	EIRP(W)		
50	1	1	PI/2 BPSK	26.83	26.86	26.20	29.97	0.9931		
50	1	131		26.93	26.59	25.94				
50	64	32		27.07	26.92	26.36				
50	1	0		23.30	23.23	22.63				
50	1	132		23.37	23.05	22.35				
50	128	0		26.40	26.33	25.73				
50	1	1	QPSK	26.83	26.79	26.14			29.97	0.9931
50	1	131		26.82	26.55	25.89				
50	64	32		26.98	26.84	26.30				
50	1	0		23.30	23.26	22.60				
50	1	132		23.33	23.10	22.33				
50	128	0		25.93	25.83	25.20				
50	1	1	16-QAM	25.82	25.61	24.95	28.72	0.7447		
50	1	1	64-QAM	24.30	24.26	23.66				
50	1	1	256-QAM	22.43	22.29	21.64				
Limit	EIRP < 1W			Result			Pass			

Part 270 NR n77 HPUE Maximum Average Power [dBm] (GT - LC = 2.9 dB)										
BW [MHz]	RB Size	RB Offset	Mod	Lowest	Middle	Highest	EIRP (dBm)	EIRP(W)		
60	1	1	PI/2 BPSK	26.77	26.70	26.18	29.67	0.9268		
60	1	160		26.75	26.47	25.85				
60	81	40		26.76	26.55	26.07				
60	1	0		23.21	23.09	22.60				
60	1	161		23.15	22.87	22.24				
60	162	0		26.29	26.11	25.57				
60	1	1	QPSK	26.74	26.66	26.13			29.67	0.9268
60	1	160		26.68	26.43	25.79				
60	81	40		26.72	26.47	25.98				
60	1	0		23.26	23.12	22.57				
60	1	161		23.15	22.92	22.22				
60	162	0		25.74	25.55	25.04				
60	1	1	16-QAM	25.67	25.43	25.08	28.57	0.7194		
60	1	1	64-QAM	24.28	24.10	23.69				
60	1	1	256-QAM	22.24	22.14	21.62				
Limit	EIRP < 1W			Result			Pass			



Part 270 NR n77 HPUE Maximum Average Power [dBm] (GT - LC = 2.9 dB)								
BW [MHz]	RB Size	RB Offset	Mod	Lowest	Middle	Highest	EIRP (dBm)	EIRP(W)
70	1	1	PI/2 BPSK	26.93	26.82	26.27	29.85	0.9661
70	1	187		26.79	26.59	26.00		
70	90	45		26.95	26.85	26.11		
70	1	0		23.34	23.21	22.66		
70	1	188		23.16	22.97	22.43		
70	180	0		26.34	26.24	25.72		
70	1	1	QPSK	26.89	26.72	26.15		
70	1	187		26.74	26.60	25.90		
70	90	45		26.88	26.77	26.22		
70	1	0		23.34	23.23	22.64		
70	1	188		23.14	22.99	22.38		
70	180	0		25.83	25.72	25.13		
70	1	1	16-QAM	25.66	25.49	25.09	28.56	0.7178
70	1	1	64-QAM	24.41	24.12	23.75		
70	1	1	256-QAM	22.37	22.10	21.66		
Limit	EIRP < 1W			Result			Pass	

Part 270 NR n77 HPUE Maximum Average Power [dBm] (GT - LC = 2.9 dB)								
BW [MHz]	RB Size	RB Offset	Mod	Lowest	Middle	Highest	EIRP (dBm)	EIRP(W)
80	1	1	PI/2 BPSK	27.07	26.82	26.43	29.97	0.9931
80	1	215		26.80	26.67	26.01		
80	108	54		26.94	26.87	26.09		
80	1	0		23.46	23.23	22.83		
80	1	216		23.18	23.13	22.43		
80	216	0		26.39	26.19	25.66		
80	1	1	QPSK	27.03	26.77	26.33		
80	1	215		26.70	26.52	25.93		
80	108	54		26.93	26.73	26.21		
80	1	0		23.45	23.18	22.80		
80	1	216		23.12	23.10	22.36		
80	216	0		25.84	25.74	25.11		
80	1	1	16-QAM	25.99	25.68	25.20	28.89	0.7745
80	1	1	64-QAM	24.55	24.27	23.86		
80	1	1	256-QAM	22.51	22.14	21.88		
Limit	EIRP < 1W			Result			Pass	



Part 270 NR n77 HPUE Maximum Average Power [dBm] (GT - LC = 2.9 dB)								
BW [MHz]	RB Size	RB Offset	Mod	Lowest	Middle	Highest	EIRP (dBm)	EIRP(W)
90	1	1	PI/2 BPSK	27.03	26.90	26.63	29.97	0.9931
90	1	243		26.80	26.64	26.01		
90	120	60		26.86	26.83	26.35		
90	1	0		23.63	23.39	23.18		
90	1	244		23.33	23.14	22.52		
90	243	0		26.31	26.24	25.79		
90	1	1	QPSK	27.07	26.79	26.57		
90	1	243		26.71	26.62	25.93		
90	120	60		26.80	26.70	26.26		
90	1	0		23.63	23.33	23.17		
90	1	244		23.42	23.14	22.50		
90	243	0		25.81	25.69	25.19		
90	1	1	16-QAM	25.78	25.78	25.53	28.68	0.7379
90	1	1	64-QAM	24.60	24.35	24.15		
90	1	1	256-QAM	22.57	22.27	22.06		
Limit	EIRP < 1W			Result			Pass	

Part 270 NR n77 HPUE Maximum Average Power [dBm] (GT - LC = 2.9 dB)								
BW [MHz]	RB Size	RB Offset	Mod	Lowest	Middle	Highest	EIRP (dBm)	EIRP(W)
100	1	1	PI/2 BPSK	27.09	26.93	26.66	29.99	0.9977
100	1	271		26.96	26.69	26.06		
100	135	67		26.78	26.71	26.10		
100	1	0		23.58	23.40	23.21		
100	1	272		23.33	23.07	22.48		
100	270	0		26.43	26.22	25.70		
100	1	1	QPSK	27.08	26.90	26.72		
100	1	271		26.91	26.61	26.02		
100	135	67		26.74	26.64	26.12		
100	1	0		23.59	23.33	23.04		
100	1	272		23.29	23.08	22.47		
100	270	0		25.93	25.82	25.22		
100	1	1	16-QAM	25.93	25.79	25.64	28.83	0.7638
100	1	1	64-QAM	24.63	24.42	24.26		
100	1	1	256-QAM	22.65	22.34	22.08		
Limit	EIRP < 1W			Result			Pass	



Part 270 NR n78 HPUE Maximum Average Power [dBm] (GT - LC = 2.9 dB)								
BW [MHz]	RB Size	RB Offset	Mod	Lowest	Middle	Highest	EIRP (dBm)	EIRP(W)
10	1	1	PI/2 BPSK	26.64	26.78	26.49	29.70	0.9333
10	1	22		26.66	26.78	26.58		
10	12	6		26.69	26.80	26.55		
10	1	0		23.04	23.16	22.86		
10	1	23		23.11	23.16	22.99		
10	24	0		26.18	26.30	26.03		
10	1	1	QPSK	26.62	26.75	26.44		
10	1	22		26.64	26.74	26.54		
10	12	6		26.63	26.73	26.46		
10	1	0		23.01	23.18	22.82		
10	1	23		23.08	23.13	22.93		
10	24	0		25.66	25.82	25.56		
10	1	1	16-QAM	25.39	25.52	25.28	28.42	0.6950
10	1	1	64-QAM	24.13	24.28	24.02		
10	1	1	256-QAM	22.09	22.25	21.94		
Limit	EIRP < 1W			Result			Pass	

Part 270 NR n78 HPUE Maximum Average Power [dBm] (GT - LC = 2.9 dB)								
BW [MHz]	RB Size	RB Offset	Mod	Lowest	Middle	Highest	EIRP (dBm)	EIRP(W)
15	1	1	PI/2 BPSK	26.71	26.77	26.62	29.70	0.9333
15	1	36		26.69	26.72	26.64		
15	18	9		26.73	26.80	26.64		
15	1	0		23.13	23.15	23.03		
15	1	37		23.09	23.17	23.03		
15	36	0		26.20	26.31	26.18		
15	1	1	QPSK	26.63	26.67	26.52		
15	1	36		26.61	26.69	26.55		
15	18	9		26.65	26.67	26.60		
15	1	0		23.14	23.10	23.03		
15	1	37		23.09	23.12	23.03		
15	36	0		25.71	25.79	25.62		
15	1	1	16-QAM	25.49	25.50	25.47	28.40	0.6918
15	1	1	64-QAM	24.20	24.23	24.15		
15	1	1	256-QAM	22.16	22.18	22.11		
Limit	EIRP < 1W			Result			Pass	



Part 270 NR n78 HPUE Maximum Average Power [dBm] (GT - LC = 2.9 dB)								
BW [MHz]	RB Size	RB Offset	Mod	Lowest	Middle	Highest	EIRP (dBm)	EIRP(W)
20	1	1	PI/2 BPSK	26.69	26.66	26.51	29.73	0.9397
20	1	49		26.57	26.64	26.56		
20	25	12		26.83	26.79	26.75		
20	1	0		23.04	23.06	22.94		
20	1	50		22.96	22.98	22.88		
20	50	0		26.21	26.18	26.10		
20	1	1	QPSK	26.61	26.61	26.43		
20	1	49		26.60	26.59	26.46		
20	25	12		26.68	26.67	26.48		
20	1	0		23.03	23.08	22.84		
20	1	50		22.95	23.03	22.87		
20	50	0		25.67	25.67	25.62		
20	1	1	16-QAM	25.39	25.37	25.29	28.29	0.6745
20	1	1	64-QAM	24.10	24.08	23.94		
20	1	1	256-QAM	22.12	22.10	22.01		
Limit	EIRP < 1W			Result			Pass	

Part 270 NR n78 HPUE Maximum Average Power [dBm] (GT - LC = 2.9 dB)								
BW [MHz]	RB Size	RB Offset	Mod	Lowest	Middle	Highest	EIRP (dBm)	EIRP(W)
25	1	1	PI/2 BPSK	26.72	26.81	26.61	29.83	0.9616
25	1	63		26.66	26.60	26.57		
25	32	16		26.93	26.90	26.71		
25	1	0		23.22	23.18	23.08		
25	1	64		23.13	23.10	22.94		
25	64	0		26.32	26.24	26.03		
25	1	1	QPSK	26.77	26.72	26.50		
25	1	63		26.59	26.54	26.48		
25	32	16		26.82	26.78	26.65		
25	1	0		23.15	23.22	22.98		
25	1	64		23.08	23.11	23.00		
25	64	0		25.78	25.71	25.63		
25	1	1	16-QAM	25.60	25.51	25.28	28.50	0.7079
25	1	1	64-QAM	24.22	24.21	23.99		
25	1	1	256-QAM	22.26	22.19	22.03		
Limit	EIRP < 1W			Result			Pass	



Part 270 NR n78 HPUE Maximum Average Power [dBm] (GT - LC = 2.9 dB)								
BW [MHz]	RB Size	RB Offset	Mod	Lowest	Middle	Highest	EIRP (dBm)	EIRP(W)
30	1	1	PI/2 BPSK	26.70	26.75	26.80	29.84	0.9638
30	1	76		26.68	26.64	26.75		
30	36	18		26.81	26.91	26.94		
30	1	0		23.10	23.17	23.13		
30	1	77		23.11	23.00	23.12		
30	75	0		26.17	26.28	26.21		
30	1	1	QPSK	26.59	26.76	26.70		
30	1	76		26.55	26.63	26.64		
30	36	18		26.76	26.83	26.76		
30	1	0		23.14	23.16	23.17		
30	1	77		22.97	23.13	23.10		
30	75	0		25.67	25.73	25.66		
30	1	1	16-QAM	25.36	25.60	25.52	28.50	0.7079
30	1	1	64-QAM	24.03	24.12	24.13		
30	1	1	256-QAM	22.05	22.22	22.19		
Limit	EIRP < 1W			Result			Pass	

Part 270 NR n78 HPUE Maximum Average Power [dBm] (GT - LC = 2.9 dB)								
BW [MHz]	RB Size	RB Offset	Mod	Lowest	Middle	Highest	EIRP (dBm)	EIRP(W)
40	1	1	PI/2 BPSK	26.77	26.74	26.72	29.81	0.9572
40	1	104		26.76	26.68	26.59		
40	50	25		26.83	26.91	26.76		
40	1	0		23.21	23.18	23.18		
40	1	105		23.08	23.05	23.08		
40	100	0		26.28	26.27	26.24		
40	1	1	QPSK	26.67	26.73	26.72		
40	1	104		26.65	26.59	26.56		
40	50	25		26.75	26.80	26.67		
40	1	0		23.10	23.21	23.20		
40	1	105		23.10	23.06	22.98		
40	100	0		25.73	25.74	25.75		
40	1	1	16-QAM	25.49	25.52	25.57	28.47	0.7031
40	1	1	64-QAM	24.25	24.22	24.22		
40	1	1	256-QAM	22.30	22.18	22.13		
Limit	EIRP < 1W			Result			Pass	



Part 270 NR n78 HPUE Maximum Average Power [dBm] (GT - LC = 2.9 dB)								
BW [MHz]	RB Size	RB Offset	Mod	Lowest	Middle	Highest	EIRP (dBm)	EIRP(W)
50	1	1	PI/2 BPSK	26.82	26.80	26.86	29.97	0.9931
50	1	131		26.77	26.80	26.69		
50	64	32		26.89	27.07	26.93		
50	1	0		23.28	23.28	23.29		
50	1	132		23.22	23.19	23.19		
50	128	0		26.40	26.37	26.41		
50	1	1	QPSK	26.80	26.79	26.89		
50	1	131		26.75	26.74	26.59		
50	64	32		26.85	26.94	26.83		
50	1	0		23.14	23.18	23.33		
50	1	132		23.23	23.18	23.07		
50	128	0		25.82	25.92	25.81		
50	1	1	16-QAM	25.55	25.56	25.63	28.53	0.7129
50	1	1	64-QAM	24.30	24.27	24.35		
50	1	1	256-QAM	22.26	22.26	22.32		
Limit	EIRP < 1W			Result			Pass	

Part 270 NR n78 HPUE Maximum Average Power [dBm] (GT - LC = 2.9 dB)								
BW [MHz]	RB Size	RB Offset	Mod	Lowest	Middle	Highest	EIRP (dBm)	EIRP(W)
60	1	1	PI/2 BPSK	26.66	26.61	26.52	29.56	0.9036
60	1	160		26.60	26.52	26.43		
60	81	40		26.66	26.52	26.47		
60	1	0		23.08	23.10	23.01		
60	1	161		23.02	22.92	22.83		
60	162	0		26.14	26.14	26.03		
60	1	1	QPSK	26.61	26.58	26.51		
60	1	160		26.57	26.38	26.39		
60	81	40		26.56	26.46	26.39		
60	1	0		23.11	23.02	22.96		
60	1	161		23.05	22.84	22.80		
60	162	0		25.61	25.49	25.46		
60	1	1	16-QAM	25.44	25.39	25.46	28.36	0.6855
60	1	1	64-QAM	24.08	24.04	24.07		
60	1	1	256-QAM	22.08	21.98	21.97		
Limit	EIRP < 1W			Result			Pass	



Part 270 NR n78 HPUE Maximum Average Power [dBm] (GT - LC = 2.9 dB)								
BW [MHz]	RB Size	RB Offset	Mod	Lowest	Middle	Highest	EIRP (dBm)	EIRP(W)
70	1	1	PI/2 BPSK	26.71	26.75	26.60	29.65	0.9226
70	1	187		26.58	26.54	26.69		
70	90	45		26.75	26.75	26.74		
70	1	0		23.09	23.14	23.02		
70	1	188		22.92	22.90	23.01		
70	180	0		26.13	26.15	26.08		
70	1	1	QPSK	26.64	26.73	26.49		
70	1	187		26.46	26.49	26.63		
70	90	45		26.62	26.70	26.65		
70	1	0		23.06	23.12	22.95		
70	1	188		22.85	22.89	23.04		
70	180	0		25.61	25.68	25.61		
70	1	1	16-QAM	25.43	25.52	25.36	28.42	0.6950
70	1	1	64-QAM	24.08	24.14	23.96		
70	1	1	256-QAM	22.10	22.23	21.98		
Limit	EIRP < 1W			Result			Pass	

Part 270 NR n78 HPUE Maximum Average Power [dBm] (GT - LC = 2.9 dB)								
BW [MHz]	RB Size	RB Offset	Mod	Lowest	Middle	Highest	EIRP (dBm)	EIRP(W)
80	1	1	PI/2 BPSK	26.81	26.82	26.74	29.72	0.9376
80	1	215		26.53	26.59	26.47		
80	108	54		26.80	26.76	26.63		
80	1	0		23.20	23.22	23.14		
80	1	216		22.98	22.96	22.96		
80	216	0		26.20	26.12	26.10		
80	1	1	QPSK	26.73	26.70	26.73		
80	1	215		26.45	26.49	26.48		
80	108	54		26.71	26.65	26.63		
80	1	0		23.18	23.14	23.15		
80	1	216		23.00	22.92	22.94		
80	216	0		25.67	25.65	25.55		
80	1	1	16-QAM	25.55	25.68	25.56	28.58	0.7211
80	1	1	64-QAM	24.24	24.25	24.25		
80	1	1	256-QAM	22.21	22.16	22.16		
Limit	EIRP < 1W			Result			Pass	



Part 270 NR n78 HPUE Maximum Average Power [dBm] (GT - LC = 2.9 dB)								
BW [MHz]	RB Size	RB Offset	Mod	Lowest	Middle	Highest	EIRP (dBm)	EIRP(W)
90	1	1	PI/2 BPSK	26.87	26.84	26.88	29.78	0.9506
90	1	243		26.67	26.63	26.58		
90	120	60		26.73	26.75	26.78		
90	1	0		23.36	23.34	23.36		
90	1	244		23.11	23.11	23.07		
90	243	0		26.12	26.18	26.19		
90	1	1	QPSK	26.79	26.77	26.81		
90	1	243		26.49	26.56	26.52		
90	120	60		26.56	26.68	26.70		
90	1	0		23.36	23.33	23.35		
90	1	244		23.13	23.14	23.07		
90	243	0		25.64	25.67	25.65		
90	1	1	16-QAM	25.64	25.53	25.81	28.71	0.743
90	1	1	64-QAM	24.35	24.36	24.35		
90	1	1	256-QAM	22.31	22.32	22.34		
Limit	EIRP < 1W			Result			Pass	

Part 270 NR n78 HPUE Maximum Average Power [dBm] (GT - LC = 2.9 dB)								
BW [MHz]	RB Size	RB Offset	Mod	Lowest	Middle	Highest	EIRP (dBm)	EIRP(W)
100	1	1	PI/2 BPSK	-	26.95	-	29.85	0.9661
100	1	271		-	26.69	-		
100	135	67		-	26.70	-		
100	1	0		-	23.38	-		
100	1	272		-	23.08	-		
100	270	0		-	26.24	-		
100	1	1	QPSK	-	26.94	-		
100	1	271		-	26.62	-		
100	135	67		-	26.61	-		
100	1	0		-	23.27	-		
100	1	272		-	23.05	-		
100	270	0		-	25.75	-		
100	1	1	16-QAM	-	25.78	-	28.68	0.7379
100	1	1	64-QAM	-	24.31	-		
100	1	1	256-QAM	-	22.32	-		
Limit	EIRP < 1W			Result			Pass	



Part 27Q NR n77 HPUE Maximum Average Power [dBm] (GT - LC = 2.9 dB)								
BW [MHz]	RB Size	RB Offset	Mod	Lowest	Middle	Highest	EIRP (dBm)	EIRP(W)
10	1	1	PI/2 BPSK	26.69	26.87	26.99	29.90	0.9772
10	1	22		26.69	26.92	26.97		
10	12	6		26.67	26.89	27.00		
10	1	0		23.01	23.39	23.41		
10	1	23		23.05	23.30	23.38		
10	24	0		26.18	26.45	26.50		
10	1	1	QPSK	26.58	26.82	26.95		
10	1	22		26.56	26.85	26.93		
10	12	6		26.56	26.79	26.93		
10	1	0		23.02	23.38	23.37		
10	1	23		23.03	23.27	23.33		
10	24	0		25.69	25.89	26.03		
10	1	1	16-QAM	25.43	25.78	25.91	28.81	0.7603
10	1	1	64-QAM	24.12	24.38	24.53		
10	1	1	256-QAM	22.09	22.45	22.41		
Limit	EIRP < 1W			Result			Pass	

Part 27Q NR n77 HPUE Maximum Average Power [dBm] (GT - LC = 2.9 dB)								
BW [MHz]	RB Size	RB Offset	Mod	Lowest	Middle	Highest	EIRP (dBm)	EIRP(W)
15	1	1	PI/2 BPSK	26.61	26.78	26.93	29.91	0.9795
15	1	36		26.76	26.87	26.95		
15	18	9		26.70	26.91	27.01		
15	1	0		23.02	23.21	23.31		
15	1	37		23.14	23.28	23.32		
15	36	0		26.21	26.38	26.44		
15	1	1	QPSK	26.55	26.70	26.88		
15	1	36		26.64	26.81	26.88		
15	18	9		26.62	26.80	26.89		
15	1	0		23.03	23.19	23.33		
15	1	37		23.16	23.22	23.35		
15	36	0		25.68	25.86	25.95		
15	1	1	16-QAM	25.42	25.56	25.74	28.64	0.7311
15	1	1	64-QAM	24.02	24.31	24.37		
15	1	1	256-QAM	22.06	22.23	22.35		
Limit	EIRP < 1W			Result			Pass	



Part 27Q NR n77 HPUE Maximum Average Power [dBm] (GT - LC = 2.9 dB)								
BW [MHz]	RB Size	RB Offset	Mod	Lowest	Middle	Highest	EIRP (dBm)	EIRP(W)
20	1	1	PI/2 BPSK	26.69	26.75	26.96	29.87	0.9705
20	1	49		26.83	26.84	26.90		
20	25	12		26.85	26.97	26.72		
20	1	0		23.12	23.20	23.35		
20	1	50		23.23	23.25	23.28		
20	50	0		26.25	26.38	26.44		
20	1	1	QPSK	26.66	26.74	26.84		
20	1	49		26.75	26.76	26.79		
20	25	12		26.73	26.90	26.92		
20	1	0		23.09	23.20	23.31		
20	1	50		23.22	23.19	23.29		
20	50	0		25.76	25.86	25.91		
20	1	1	16-QAM	25.55	25.62	25.76	28.66	0.7345
20	1	1	64-QAM	24.20	24.26	24.40		
20	1	1	256-QAM	22.08	22.21	22.36		
Limit	EIRP < 1W			Result			Pass	

Part 27Q NR n77 HPUE Maximum Average Power [dBm] (GT - LC = 2.9 dB)								
BW [MHz]	RB Size	RB Offset	Mod	Lowest	Middle	Highest	EIRP (dBm)	EIRP(W)
25	1	1	PI/2 BPSK	26.97	27.04	27.00	29.96	0.9908
25	1	63		27.06	27.03	26.85		
25	32	16		27.06	27.06	27.01		
25	1	0		23.39	23.42	23.50		
25	1	64		23.44	23.45	23.45		
25	64	0		26.57	26.58	26.50		
25	1	1	QPSK	26.87	26.90	27.01		
25	1	63		27.06	26.97	27.01		
25	32	16		27.05	27.06	27.05		
25	1	0		23.34	23.37	23.46		
25	1	64		23.38	23.45	23.31		
25	64	0		26.04	26.05	26.08		
25	1	1	16-QAM	25.78	25.93	25.94	28.84	0.7656
25	1	1	64-QAM	24.45	24.49	24.58		
25	1	1	256-QAM	22.38	22.41	22.51		
Limit	EIRP < 1W			Result			Pass	



Part 27Q NR n77 HPUE Maximum Average Power [dBm] (GT - LC = 2.9 dB)								
BW [MHz]	RB Size	RB Offset	Mod	Lowest	Middle	Highest	EIRP (dBm)	EIRP(W)
30	1	1	PI/2 BPSK	26.86	26.93	27.00	29.99	0.9977
30	1	76		26.81	26.98	26.97		
30	36	18		27.03	27.09	27.09		
30	1	0		23.27	23.39	23.51		
30	1	77		23.22	23.38	23.56		
30	75	0		26.46	26.55	26.68		
30	1	1	QPSK	26.83	26.92	27.05		
30	1	76		26.81	26.93	27.01		
30	36	18		26.85	27.09	27.09		
30	1	0		23.25	23.34	23.49		
30	1	77		23.22	23.41	23.45		
30	75	0		25.92	26.04	26.11		
30	1	1	16-QAM	25.56	25.76	25.93	28.83	0.7638
30	1	1	64-QAM	24.36	24.40	24.55		
30	1	1	256-QAM	22.20	22.42	22.59		
Limit	EIRP < 1W			Result			Pass	

Part 27Q NR n77 HPUE Maximum Average Power [dBm] (GT - LC = 2.9 dB)								
BW [MHz]	RB Size	RB Offset	Mod	Lowest	Middle	Highest	EIRP (dBm)	EIRP(W)
40	1	1	PI/2 BPSK	26.87	26.93	27.04	29.99	0.9977
40	1	104		26.85	26.89	26.92		
40	50	25		27.09	27.09	27.01		
40	1	0		23.26	23.31	23.40		
40	1	105		23.37	23.33	23.36		
40	100	0		26.51	26.54	26.55		
40	1	1	QPSK	26.78	26.88	27.04		
40	1	104		26.86	26.81	26.97		
40	50	25		27.04	27.00	27.03		
40	1	0		23.23	23.33	23.41		
40	1	105		23.32	23.28	23.31		
40	100	0		25.95	26.07	26.03		
40	1	1	16-QAM	25.74	25.64	25.82	28.72	0.7447
40	1	1	64-QAM	24.38	24.38	24.46		
40	1	1	256-QAM	22.28	22.40	22.41		
Limit	EIRP < 1W			Result			Pass	



Part 27Q NR n77 HPUE Maximum Average Power [dBm] (GT - LC = 2.9 dB)								
BW [MHz]	RB Size	RB Offset	Mod	Lowest	Middle	Highest	EIRP (dBm)	EIRP(W)
50	1	1	PI/2 BPSK	26.91	27.08	27.09	29.99	0.9977
50	1	131		27.09	27.09	27.04		
50	64	32		27.08	27.09	27.06		
50	1	0		23.29	23.48	23.57		
50	1	132		23.40	23.57	23.46		
50	128	0		26.54	26.63	26.58		
50	1	1	QPSK	26.80	27.00	27.04		
50	1	131		26.93	27.06	27.01		
50	64	32		27.09	27.09	27.00		
50	1	0		23.32	23.45	23.53		
50	1	132		23.47	23.49	23.42		
50	128	0		26.08	26.14	26.07		
50	1	1	16-QAM	25.65	25.86	25.86	28.76	0.7516
50	1	1	64-QAM	24.32	24.56	24.49		
50	1	1	256-QAM	22.33	22.55	22.52		
Limit	EIRP < 1W			Result			Pass	

Part 27Q NR n77 HPUE Maximum Average Power [dBm] (GT - LC = 2.9 dB)								
BW [MHz]	RB Size	RB Offset	Mod	Lowest	Middle	Highest	EIRP (dBm)	EIRP(W)
60	1	1	PI/2 BPSK	26.75	26.90	26.95	29.85	0.9661
60	1	160		26.88	26.91	26.91		
60	81	40		26.84	26.94	26.89		
60	1	0		23.19	23.37	23.33		
60	1	161		23.35	23.31	23.36		
60	162	0		26.42	26.43	26.39		
60	1	1	QPSK	26.73	26.90	26.89		
60	1	160		26.92	26.91	26.88		
60	81	40		26.75	26.87	26.80		
60	1	0		23.18	23.34	23.32		
60	1	161		23.27	23.29	23.32		
60	162	0		25.84	25.93	25.93		
60	1	1	16-QAM	25.50	25.66	25.75	28.65	0.7328
60	1	1	64-QAM	24.24	24.40	24.37		
60	1	1	256-QAM	22.29	22.32	22.36		
Limit	EIRP < 1W			Result			Pass	



Part 27Q NR n77 HPUE Maximum Average Power [dBm] (GT - LC = 2.9 dB)								
BW [MHz]	RB Size	RB Offset	Mod	Lowest	Middle	Highest	EIRP (dBm)	EIRP(W)
70	1	1	PI/2 BPSK	26.95	27.01	27.05	29.99	0.9977
70	1	187		26.99	27.01	27.09		
70	90	45		27.01	27.09	27.09		
70	1	0		23.28	23.39	23.46		
70	1	188		23.35	23.42	23.50		
70	180	0		26.37	26.52	26.53		
70	1	1	QPSK	26.80	26.92	27.01		
70	1	187		26.80	27.00	27.05		
70	90	45		26.97	26.98	27.04		
70	1	0		23.31	23.38	23.42		
70	1	188		23.21	23.47	23.43		
70	180	0		25.87	26.00	26.01		
70	1	1	16-QAM	25.60	25.84	25.75	28.74	0.7482
70	1	1	64-QAM	24.34	24.47	24.40		
70	1	1	256-QAM	22.26	22.41	22.48		
Limit	EIRP < 1W			Result			Pass	

Part 27Q NR n77 HPUE Maximum Average Power [dBm] (GT - LC = 2.9 dB)								
BW [MHz]	RB Size	RB Offset	Mod	Lowest	Middle	Highest	EIRP (dBm)	EIRP(W)
80	1	1	PI/2 BPSK	26.92	26.96	27.06	29.99	0.9977
80	1	215		27.00	26.98	27.08		
80	108	54		27.05	27.07	27.09		
80	1	0		23.32	23.40	23.45		
80	1	216		23.50	23.38	23.47		
80	216	0		26.40	26.46	26.51		
80	1	1	QPSK	26.90	26.93	26.98		
80	1	215		27.01	27.01	27.02		
80	108	54		26.97	26.99	26.98		
80	1	0		23.29	23.39	23.45		
80	1	216		23.45	23.48	23.41		
80	216	0		25.90	25.92	25.93		
80	1	1	16-QAM	25.85	25.82	25.99	28.89	0.7745
80	1	1	64-QAM	24.44	24.48	24.63		
80	1	1	256-QAM	22.40	22.37	22.52		
Limit	EIRP < 1W			Result			Pass	



Part 27Q NR n77 HPUE Maximum Average Power [dBm] (GT - LC = 2.9 dB)								
BW [MHz]	RB Size	RB Offset	Mod	Lowest	Middle	Highest	EIRP (dBm)	EIRP(W)
90	1	1	PI/2 BPSK	26.99	26.93	27.00	29.98	0.9954
90	1	243		26.97	27.06	27.05		
90	120	60		27.03	27.03	27.08		
90	1	0		23.43	23.47	23.54		
90	1	244		23.59	23.58	23.63		
90	243	0		26.45	26.56	26.55		
90	1	1	QPSK	26.89	26.85	26.99		
90	1	243		26.94	27.01	27.02		
90	120	60		26.91	27.02	27.00		
90	1	0		23.47	23.43	23.52		
90	1	244		23.45	23.47	23.64		
90	243	0		25.96	26.08	25.99		
90	1	1	16-QAM	25.62	25.81	25.79	28.71	0.7430
90	1	1	64-QAM	24.40	24.42	24.49		
90	1	1	256-QAM	22.38	22.40	22.48		
Limit	EIRP < 1W			Result			Pass	

Part 27Q NR n77 HPUE Maximum Average Power [dBm] (GT - LC = 2.9 dB)								
BW [MHz]	RB Size	RB Offset	Mod	Lowest	Middle	Highest	EIRP (dBm)	EIRP(W)
100	1	1	PI/2 BPSK	-	27.00	-	29.95	0.9886
100	1	271		-	27.05	-		
100	135	67		-	26.94	-		
100	1	0		-	23.40	-		
100	1	272		-	23.49	-		
100	270	0		-	26.58	-		
100	1	1	QPSK	-	26.94	-		
100	1	271		-	27.00	-		
100	135	67		-	26.79	-		
100	1	0		-	23.36	-		
100	1	272		-	23.49	-		
100	270	0		-	26.04	-		
100	1	1	16-QAM	-	25.83	-	28.73	0.7464
100	1	1	64-QAM	-	24.43	-		
100	1	1	256-QAM	-	22.43	-		
Limit	EIRP < 1W			Result			Pass	



Part 27Q NR n78 HPUE Maximum Average Power [dBm] (GT - LC = 2.9 dB)								
BW [MHz]	RB Size	RB Offset	Mod	Lowest	Middle	Highest	EIRP (dBm)	EIRP(W)
10	1	1	PI/2 BPSK	26.49	26.75	26.82	29.78	0.9506
10	1	22		26.51	26.75	26.88		
10	12	6		26.57	26.78	26.81		
10	1	0		22.98	23.17	23.21		
10	1	23		22.94	23.19	23.18		
10	24	0		26.05	26.26	26.34		
10	1	1	QPSK	26.49	26.62	26.77		
10	1	22		26.43	26.66	26.82		
10	12	6		26.46	26.67	26.80		
10	1	0		22.86	23.09	23.21		
10	1	23		22.91	23.12	23.25		
10	24	0		25.54	25.77	25.83		
10	1	1	16-QAM	25.25	25.48	25.71	28.61	0.7261
10	1	1	64-QAM	23.98	24.21	24.32		
10	1	1	256-QAM	22.01	22.15	22.28		
Limit	EIRP < 1W			Result			Pass	

Part 27Q NR n78 HPUE Maximum Average Power [dBm] (GT - LC = 2.9 dB)								
BW [MHz]	RB Size	RB Offset	Mod	Lowest	Middle	Highest	EIRP (dBm)	EIRP(W)
15	1	1	PI/2 BPSK	26.46	26.63	26.78	29.74	0.9419
15	1	36		26.54	26.72	26.78		
15	18	9		26.59	26.79	26.84		
15	1	0		22.89	23.08	23.15		
15	1	37		23.05	23.10	23.19		
15	36	0		26.03	26.20	26.30		
15	1	1	QPSK	26.41	26.61	26.68		
15	1	36		26.45	26.63	26.74		
15	18	9		26.43	26.70	26.77		
15	1	0		22.89	23.07	23.19		
15	1	37		22.99	23.11	23.18		
15	36	0		25.58	25.71	25.78		
15	1	1	16-QAM	25.19	25.46	25.57	28.47	0.7031
15	1	1	64-QAM	23.99	24.08	24.23		
15	1	1	256-QAM	21.90	22.08	22.25		
Limit	EIRP < 1W			Result			Pass	



Part 27Q NR n78 HPUE Maximum Average Power [dBm] (GT - LC = 2.9 dB)								
BW [MHz]	RB Size	RB Offset	Mod	Lowest	Middle	Highest	EIRP (dBm)	EIRP(W)
20	1	1	PI/2 BPSK	26.52	26.67	26.77	29.76	0.9462
20	1	49		26.62	26.67	26.71		
20	25	12		26.70	26.86	26.56		
20	1	0		22.95	23.15	23.12		
20	1	50		23.07	23.08	23.11		
20	50	0		26.14	26.23	26.30		
20	1	1	QPSK	26.48	26.60	26.77		
20	1	49		26.55	26.66	26.71		
20	25	12		26.59	26.73	26.77		
20	1	0		22.89	23.01	23.15		
20	1	50		22.93	23.06	23.13		
20	50	0		25.62	25.70	25.75		
20	1	1	16-QAM	25.41	25.37	25.67	28.57	0.7194
20	1	1	64-QAM	24.06	24.08	24.26		
20	1	1	256-QAM	21.97	22.10	22.20		
Limit	EIRP < 1W			Result			Pass	

Part 27Q NR n78 HPUE Maximum Average Power [dBm] (GT - LC = 2.9 dB)								
BW [MHz]	RB Size	RB Offset	Mod	Lowest	Middle	Highest	EIRP (dBm)	EIRP(W)
25	1	1	PI/2 BPSK	26.78	26.88	26.79	29.89	0.9750
25	1	63		26.92	26.78	26.65		
25	32	16		26.91	26.99	26.93		
25	1	0		23.22	23.29	23.23		
25	1	64		23.31	23.31	23.20		
25	64	0		26.31	26.44	26.25		
25	1	1	QPSK	26.66	26.81	26.82		
25	1	63		26.86	26.77	26.76		
25	32	16		26.81	26.93	26.83		
25	1	0		23.13	23.27	23.20		
25	1	64		23.26	23.20	23.22		
25	64	0		25.82	25.93	25.87		
25	1	1	16-QAM	25.55	25.67	25.59	28.57	0.7194
25	1	1	64-QAM	24.16	24.33	24.27		
25	1	1	256-QAM	22.16	22.30	22.33		
Limit	EIRP < 1W			Result			Pass	



Part 27Q NR n78 HPUE Maximum Average Power [dBm] (GT - LC = 2.9 dB)								
BW [MHz]	RB Size	RB Offset	Mod	Lowest	Middle	Highest	EIRP (dBm)	EIRP(W)
30	1	1	PI/2 BPSK	26.76	26.81	26.92	29.98	0.9954
30	1	76		26.75	26.86	26.97		
30	36	18		26.84	27.05	27.08		
30	1	0		23.14	23.23	23.33		
30	1	77		23.10	23.26	23.34		
30	75	0		26.32	26.43	26.48		
30	1	1	QPSK	26.70	26.83	26.88		
30	1	76		26.66	26.73	26.87		
30	36	18		26.74	26.94	26.99		
30	1	0		23.10	23.20	23.32		
30	1	77		23.08	23.27	23.31		
30	75	0		25.72	25.92	25.98		
30	1	1	16-QAM	25.58	25.63	25.68	28.58	0.7211
30	1	1	64-QAM	24.28	24.28	24.40		
30	1	1	256-QAM	22.16	22.28	22.33		
Limit	EIRP < 1W			Result			Pass	

Part 27Q NR n78 HPUE Maximum Average Power [dBm] (GT - LC = 2.9 dB)								
BW [MHz]	RB Size	RB Offset	Mod	Lowest	Middle	Highest	EIRP (dBm)	EIRP(W)
40	1	1	PI/2 BPSK	26.77	26.79	26.79	29.91	0.9795
40	1	104		26.78	26.76	26.78		
40	50	25		26.96	27.00	27.01		
40	1	0		23.04	23.23	23.26		
40	1	105		23.15	23.20	23.19		
40	100	0		26.30	26.39	26.40		
40	1	1	QPSK	26.71	26.68	26.72		
40	1	104		26.70	26.63	26.72		
40	50	25		26.84	26.95	26.89		
40	1	0		23.06	23.19	23.20		
40	1	105		23.17	23.10	23.22		
40	100	0		25.80	25.86	25.89		
40	1	1	16-QAM	25.59	25.48	25.54	28.49	0.7063
40	1	1	64-QAM	24.19	24.18	24.24		
40	1	1	256-QAM	22.17	22.22	22.19		
Limit	EIRP < 1W			Result			Pass	



Part 27Q NR n78 HPUE Maximum Average Power [dBm] (GT - LC = 2.9 dB)								
BW [MHz]	RB Size	RB Offset	Mod	Lowest	Middle	Highest	EIRP (dBm)	EIRP(W)
50	1	1	PI/2 BPSK	26.73	26.92	27.00	29.98	0.9954
50	1	131		26.95	26.92	26.91		
50	64	32		27.04	27.08	27.02		
50	1	0		23.15	23.34	23.29		
50	1	132		23.37	23.29	23.25		
50	128	0		26.40	26.51	26.41		
50	1	1	QPSK	26.69	26.83	26.88		
50	1	131		26.79	26.86	26.83		
50	64	32		26.96	27.00	26.94		
50	1	0		23.16	23.31	23.28		
50	1	132		23.31	23.30	23.22		
50	128	0		25.87	25.92	25.91		
50	1	1	16-QAM	25.63	25.71	25.69	28.61	0.7261
50	1	1	64-QAM	24.28	24.40	24.45		
50	1	1	256-QAM	22.20	22.36	22.35		
Limit	EIRP < 1W			Result			Pass	

Part 27Q NR n78 HPUE Maximum Average Power [dBm] (GT - LC = 2.9 dB)								
BW [MHz]	RB Size	RB Offset	Mod	Lowest	Middle	Highest	EIRP (dBm)	EIRP(W)
60	1	1	PI/2 BPSK	26.61	26.77	26.81	29.71	0.9354
60	1	160		26.79	26.75	26.77		
60	81	40		26.70	26.80	26.71		
60	1	0		23.01	23.16	23.25		
60	1	161		23.22	23.17	23.16		
60	162	0		26.23	26.36	26.29		
60	1	1	QPSK	26.58	26.73	26.77		
60	1	160		26.66	26.76	26.74		
60	81	40		26.67	26.58	26.65		
60	1	0		22.97	23.13	23.22		
60	1	161		23.08	23.13	23.18		
60	162	0		25.68	25.81	25.75		
60	1	1	16-QAM	25.35	25.65	25.57	28.55	0.7161
60	1	1	64-QAM	24.06	24.25	24.20		
60	1	1	256-QAM	22.06	22.19	22.20		
Limit	EIRP < 1W			Result			Pass	



Part 27Q NR n78 HPUE Maximum Average Power [dBm] (GT - LC = 2.9 dB)								
BW [MHz]	RB Size	RB Offset	Mod	Lowest	Middle	Highest	EIRP (dBm)	EIRP(W)
70	1	1	PI/2 BPSK	26.76	26.87	26.87	29.94	0.9863
70	1	187		26.73	26.96	26.84		
70	90	45		26.95	26.90	27.04		
70	1	0		23.14	23.30	23.26		
70	1	188		23.17	23.35	23.35		
70	180	0		26.35	26.35	26.44		
70	1	1	QPSK	26.69	26.86	26.84		
70	1	187		26.71	26.90	26.88		
70	90	45		26.76	26.82	26.97		
70	1	0		23.09	23.25	23.15		
70	1	188		23.18	23.32	23.20		
70	180	0		25.71	25.81	25.94		
70	1	1	16-QAM	25.44	25.61	25.57	28.51	0.7096
70	1	1	64-QAM	24.21	24.37	24.21		
70	1	1	256-QAM	22.19	22.28	22.34		
Limit	EIRP < 1W			Result			Pass	

Part 27Q NR n78 HPUE Maximum Average Power [dBm] (GT - LC = 2.9 dB)								
BW [MHz]	RB Size	RB Offset	Mod	Lowest	Middle	Highest	EIRP (dBm)	EIRP(W)
80	1	1	PI/2 BPSK	26.81	26.85	26.97	29.89	0.9750
80	1	215		26.96	26.82	26.87		
80	108	54		26.89	26.92	26.99		
80	1	0		23.19	23.24	23.39		
80	1	216		23.36	23.37	23.26		
80	216	0		26.43	26.29	26.40		
80	1	1	QPSK	26.77	26.71	26.80		
80	1	215		26.91	26.77	26.77		
80	108	54		26.84	26.83	26.93		
80	1	0		23.19	23.09	23.24		
80	1	216		23.38	23.22	23.26		
80	216	0		25.79	25.86	25.84		
80	1	1	16-QAM	25.66	25.49	25.61	28.56	0.7178
80	1	1	64-QAM	24.33	24.24	24.33		
80	1	1	256-QAM	22.23	22.14	22.24		
Limit	EIRP < 1W			Result			Pass	



Part 27Q NR n78 HPUE Maximum Average Power [dBm] (GT - LC = 2.9 dB)								
BW [MHz]	RB Size	RB Offset	Mod	Lowest	Middle	Highest	EIRP (dBm)	EIRP(W)
90	1	1	PI/2 BPSK	26.92	26.76	26.87	29.88	0.9727
90	1	243		26.83	26.86	26.95		
90	120	60		26.85	26.84	26.98		
90	1	0		23.41	23.27	23.34		
90	1	244		23.36	23.43	23.45		
90	243	0		26.37	26.29	26.43		
90	1	1	QPSK	26.86	26.73	26.77		
90	1	243		26.85	26.86	26.92		
90	120	60		26.81	26.80	26.89		
90	1	0		23.41	23.26	23.37		
90	1	244		23.40	23.42	23.44		
90	243	0		25.81	25.81	25.91		
90	1	1	16-QAM	25.74	25.51	25.65	28.64	0.7311
90	1	1	64-QAM	24.27	24.29	24.39		
90	1	1	256-QAM	22.38	22.24	22.34		
Limit	EIRP < 1W			Result			Pass	

Part 27Q NR n78 HPUE Maximum Average Power [dBm] (GT - LC = 2.9 dB)								
BW [MHz]	RB Size	RB Offset	Mod	Lowest	Middle	Highest	EIRP (dBm)	EIRP(W)
100	1	1	PI/2 BPSK	-	26.87	-	29.81	0.9572
100	1	271		-	26.91	-		
100	135	67		-	26.80	-		
100	1	0		-	23.29	-		
100	1	272		-	23.36	-		
100	270	0		-	26.34	-		
100	1	1	QPSK	-	26.86	-		
100	1	271		-	26.86	-		
100	135	67		-	26.72	-		
100	1	0		-	23.23	-		
100	1	272		-	23.33	-		
100	270	0		-	25.88	-		
100	1	1	16-QAM	-	25.61	-	28.51	0.7096
100	1	1	64-QAM	-	24.38	-		
100	1	1	256-QAM	-	22.33	-		
Limit	EIRP < 1W			Result			Pass	



Part90s NR n26 Maximum Average Power [dBm] (GT - LC = 6 dB)								
BW [MHz]	RB Size	RB Offset	Mod	Lowest	Middle	Highest	ERP (dBm)	ERP (W)
5	1	1	PI/2 BPSK	24.09	24.08	24.12	28.04	0.6368
5	1	23		24.14	24.04	24.07		
5	12	6		24.07	24.14	24.05		
5	1	0		23.54	23.53	23.55		
5	1	24		23.61	23.45	23.55		
5	25	0		23.53	23.60	23.52		
5	1	1	QPSK	24.13	24.11	24.19		
5	1	23		24.01	24.11	24.07		
5	12	6		24.07	24.08	24.04		
5	1	0		23.02	23.06	23.06		
5	1	24		23.10	23.06	23.09		
5	25	0		23.04	23.07	23.02		
5	1	1	16-QAM	22.99	22.91	22.98	26.84	0.4831
5	1	1	64-QAM	21.61	21.60	21.71		
5	1	1	256-QAM	19.01	19.09	19.11		
Limit	Power < 100W			Result			Pass	

Part90s NR n26 Maximum Average Power [dBm] (GT - LC = 6 dB)								
BW [MHz]	RB Size	RB Offset	Mod	Lowest	Middle	Highest	ERP (dBm)	ERP (W)
10	1	1	PI/2 BPSK	-	24.00	-	28.00	0.6310
10	1	50		-	24.15	-		
10	25	12		-	24.11	-		
10	1	0		-	23.37	-		
10	1	51		-	23.53	-		
10	50	0		-	23.56	-		
10	1	1	QPSK	-	24.02	-		
10	1	50		-	24.13	-		
10	25	12		-	24.04	-		
10	1	0		-	22.98	-		
10	1	51		-	23.00	-		
10	50	0		-	23.09	-		
10	1	1	16-QAM	-	22.90	-	26.75	0.4732
10	1	1	64-QAM	-	21.48	-		
10	1	1	256-QAM	-	19.00	-		
Limit	Power < 100W			Result			Pass	



NR n26 Straddle Channel Maximum Average Power [dBm] (GT - LC = 6 dB)								
BW [MHz]	RB Size	RB Offset	Mod	Lowest	Middle	Highest	ERP (dBm)	ERP (W)
5	1	1	PI/2 BPSK	-	24.09	-	27.96	0.6252
5	1	23		-	24.03	-		
5	12	6		-	24.09	-		
5	1	0		-	23.51	-		
5	1	24		-	23.52	-		
5	25	0		-	23.59	-		
5	1	1	QPSK	-	24.11	-		
5	1	23		-	23.99	-		
5	12	6		-	24.03	-		
5	1	0		-	23.14	-		
5	1	24		-	22.95	-		
5	25	0		-	23.04	-		
5	1	1	16-QAM	-	22.85	-	26.70	0.4677
5	1	1	64-QAM	-	21.72	-		
5	1	1	256-QAM	-	19.14	-		
Limit	Reporting only			Result			N/A	

NR n26 Straddle Channel Maximum Average Power [dBm] (GT - LC = 6 dB)								
BW [MHz]	RB Size	RB Offset	Mod	Lowest	Middle	Highest	ERP (dBm)	ERP (W)
10	1	1	PI/2 BPSK	-	24.01	-	27.97	0.6266
10	1	50		-	24.08	-		
10	25	12		-	24.12	-		
10	1	0		-	23.42	-		
10	1	51		-	23.38	-		
10	50	0		-	23.60	-		
10	1	1	QPSK	-	24.07	-		
10	1	50		-	24.04	-		
10	25	12		-	24.02	-		
10	1	0		-	22.92	-		
10	1	51		-	22.93	-		
10	50	0		-	23.04	-		
10	1	1	16-QAM	-	22.88	-	26.73	0.4710
10	1	1	64-QAM	-	21.51	-		
10	1	1	256-QAM	-	19.04	-		
Limit	Reporting only			Result			N/A	



NR n26 Straddle Channel Maximum Average Power [dBm] (GT - LC = 6 dB)										
BW [MHz]	RB Size	RB Offset	Mod	Lowest	Middle	Highest	ERP (dBm)	ERP (W)		
15	1	1	PI/2 BPSK	-	24.06	-	27.99	0.6295		
15	1	77		-	23.99	-				
15	36	18		-	24.14	-				
15	1	0		-	23.49	-				
15	1	78		-	23.45	-				
15	75	0		-	23.51	-				
15	1	1	QPSK	-	24.01	-			26.74	0.4721
15	1	77		-	23.96	-				
15	36	18		-	23.98	-				
15	1	0		-	22.94	-				
15	1	78		-	22.86	-				
15	75	0		-	23.07	-				
15	1	1	16-QAM	-	22.89	-	26.74	0.4721		
15	1	1	64-QAM	-	21.62	-				
15	1	1	256-QAM	-	19.03	-				
Limit	Reporting only			Result			N/A			

NR n26 Straddle Channel Maximum Average Power [dBm] (GT - LC = 6 dB)										
BW [MHz]	RB Size	RB Offset	Mod	Lowest	Middle	Highest	ERP (dBm)	ERP (W)		
20	1	1	PI/2 BPSK	-	23.97	-	28.00	0.6310		
20	1	104		-	23.97	-				
20	50	25		-	24.15	-				
20	1	0		-	23.41	-				
20	1	105		-	23.29	-				
20	100	0		-	23.52	-				
20	1	1	QPSK	-	24.01	-			26.63	0.4603
20	1	104		-	23.90	-				
20	50	25		-	24.06	-				
20	1	0		-	22.88	-				
20	1	105		-	22.84	-				
20	100	0		-	23.03	-				
20	1	1	16-QAM	-	22.78	-	26.63	0.4603		
20	1	1	64-QAM	-	21.47	-				
20	1	1	256-QAM	-	18.97	-				
Limit	Reporting only			Result			N/A			



<MIMO Mode>

NR n7 Maximum Average Power [dBm], DG = 8 dBi														
BW (MHz)	RB Size	RB Offset	Mod	Antenna 0			Antenna 2			Combine			EIRP (dBm)	EIRP (W)
				Lowest	Middle	Highest	Lowest	Middle	Highest	Lowest	Middle	Highest		
5	1	1	QPSK	20.00	19.74	19.78	20.13	19.95	20.05	23.08	22.86	22.93	31.08	1.2823
5	1	23		19.98	19.71	19.69	20.14	19.83	20.14	23.07	22.78	22.93		
5	13	6		19.89	19.60	19.60	20.10	19.78	20.03	23.01	22.70	22.83		
5	1	0		18.43	18.34	18.13	18.70	18.53	18.51	21.58	21.45	21.33		
5	1	24		18.40	18.25	18.16	18.77	18.40	18.51	21.60	21.34	21.35		
5	25	0		18.53	18.30	18.28	18.69	18.47	18.62	21.62	21.40	21.46		
5	1	1	16-QAM	19.16	19.02	18.95	19.53	19.10	19.25	22.36	22.07	22.11	30.36	1.0864
5	1	1	64-QAM	17.95	17.78	17.69	18.16	17.90	17.96	21.07	20.85	20.84		
5	1	1	256-QAM	15.00	14.47	14.49	14.91	14.84	15.06	17.97	17.67	17.79		
Limit	EIRP < 2W			Result									Pass	

NR n7 Maximum Average Power [dBm], DG = 8 dBi														
BW (MHz)	RB Size	RB Offset	Mod	Antenna 0			Antenna 2			Combine			EIRP (dBm)	EIRP (W)
				Lowest	Middle	Highest	Lowest	Middle	Highest	Lowest	Middle	Highest		
10	1	1	QPSK	19.92	19.84	19.52	20.06	20.17	19.98	23.00	23.02	22.77	31.02	1.2647
10	1	50		19.69	19.77	19.55	20.04	19.90	20.05	22.88	22.85	22.82		
10	26	13		19.75	19.76	19.64	19.94	19.86	19.90	22.86	22.82	22.78		
10	1	0		18.41	18.28	18.24	18.62	18.41	18.38	21.53	21.36	21.32		
10	1	51		18.26	18.29	18.33	18.45	18.36	18.51	21.37	21.34	21.43		
10	52	0		18.23	18.25	18.09	18.54	18.37	18.37	21.40	21.32	21.24		
10	1	1	16-QAM	19.30	19.19	19.00	19.22	19.18	19.11	22.27	22.20	22.07	30.27	1.0641
10	1	1	64-QAM	17.87	17.87	17.66	18.03	17.92	17.87	20.96	20.91	20.78		
10	1	1	256-QAM	14.61	14.58	14.37	15.01	14.98	14.80	17.82	17.79	17.60		
Limit	EIRP < 2W			Result									Pass	

NR n7 Maximum Average Power [dBm], DG = 8 dBi														
BW (MHz)	RB Size	RB Offset	Mod	Antenna 0			Antenna 2			Combine			EIRP (dBm)	EIRP (W)
				Lowest	Middle	Highest	Lowest	Middle	Highest	Lowest	Middle	Highest		
15	1	1	QPSK	19.97	19.95	19.69	20.16	20.03	20.22	23.08	23.00	22.97	31.08	1.2823
15	1	77		19.82	19.90	19.73	20.18	20.06	20.24	23.01	22.99	23.00		
15	39	19		19.79	19.75	19.62	19.98	19.89	20.01	22.90	22.83	22.83		
15	1	0		18.60	18.36	18.23	18.70	18.51	18.63	21.66	21.45	21.44		
15	1	78		18.35	18.25	18.38	18.62	18.59	18.74	21.50	21.43	21.57		
15	79	0		18.30	18.21	18.07	18.61	18.40	18.56	21.47	21.32	21.33		
15	1	1	16-QAM	19.38	18.97	19.02	19.33	19.23	19.35	22.37	22.11	22.20	30.37	1.0889
15	1	1	64-QAM	17.95	17.89	17.85	18.10	18.12	18.19	21.04	21.02	21.03		
15	1	1	256-QAM	14.70	14.88	14.50	15.14	14.73	15.07	17.94	17.82	17.80		
Limit	EIRP < 2W			Result									Pass	

NR n7 Maximum Average Power [dBm], DG = 8 dBi														
BW (MHz)	RB Size	RB Offset	Mod	Antenna 0			Antenna 2			Combine			EIRP (dBm)	EIRP (W)
				Lowest	Middle	Highest	Lowest	Middle	Highest	Lowest	Middle	Highest		
20	1	1	QPSK	19.73	19.64	19.60	20.06	19.96	19.99	22.91	22.81	22.81	30.95	1.2445
20	1	104		19.56	19.43	19.66	20.28	19.82	20.15	22.95	22.64	22.92		
20	53	26		19.61	19.50	19.63	20.09	19.84	20.05	22.87	22.68	22.86		
20	1	0		18.27	17.92	18.12	18.52	18.37	18.47	21.41	21.16	21.31		
20	1	105		18.14	17.92	18.05	18.52	18.38	18.68	21.34	21.17	21.39		
20	106	0		18.15	18.07	18.18	18.67	18.44	18.60	21.43	21.27	21.41		
20	1	1	16-QAM	19.11	19.03	18.99	19.19	19.35	19.26	22.16	22.20	22.14	30.20	1.0471
20	1	1	64-QAM	17.72	17.40	17.64	18.01	17.75	18.01	20.88	20.59	20.84		
20	1	1	256-QAM	14.52	14.48	14.38	14.99	14.86	15.08	17.77	17.68	17.75		
Limit	EIRP < 2W			Result									Pass	



NR n7 Maximum Average Power [dBm], DG = 8 dBi														
BW (MHz)	RB Size	RB Offset	Mod	Antenna 0			Antenna 2			Combine			EIRP (dBm)	EIRP (W)
				Lowest	Middle	Highest	Lowest	Middle	Highest	Lowest	Middle	Highest		
25	1	1	QPSK	19.95	19.72	19.75	20.30	20.18	20.24	23.14	22.97	23.01	31.14	1.3002
25	1	131		19.78	19.72	19.68	20.41	20.08	20.26	23.12	22.91	22.99		
25	67	33		19.88	19.53	19.66	20.28	20.04	20.17	23.09	22.80	22.93		
25	1	0		18.51	18.27	18.28	18.89	18.57	18.64	21.71	21.43	21.47		
25	1	132		18.35	18.27	18.27	18.75	18.56	18.64	21.56	21.43	21.47		
25	133	0		18.47	18.28	18.14	18.67	18.39	18.57	21.58	21.35	21.37		
25	1	1	16-QAM	19.24	19.17	19.19	19.45	19.39	19.31	22.36	22.29	22.26	30.36	1.0864
25	1	1	64-QAM	17.92	17.79	17.78	18.31	18.17	18.18	21.13	20.99	20.99		
25	1	1	256-QAM	14.76	14.52	14.56	15.36	15.08	15.30	18.08	17.82	17.96		
Limit	EIRP < 2W			Result									Pass	

NR n7 Maximum Average Power [dBm], DG = 8 dBi														
BW (MHz)	RB Size	RB Offset	Mod	Antenna 0			Antenna 2			Combine			EIRP (dBm)	EIRP (W)
				Lowest	Middle	Highest	Lowest	Middle	Highest	Lowest	Middle	Highest		
30	1	1	QPSK	19.84	19.86	19.83	20.20	20.22	20.13	23.03	23.05	22.99	31.05	1.2735
30	1	158		19.70	19.81	19.71	20.03	20.21	20.27	22.88	23.02	23.01		
30	80	40		19.71	19.68	19.56	20.10	19.93	19.91	22.92	22.82	22.75		
30	1	0		18.38	18.38	18.35	18.67	18.63	18.62	21.54	21.52	21.50		
30	1	159		18.28	18.33	18.42	18.64	18.55	18.67	21.47	21.45	21.56		
30	160	0		18.16	18.24	18.03	18.63	18.55	18.60	21.41	21.41	21.33		
30	1	1	16-QAM	19.17	19.12	19.25	19.31	19.37	19.22	22.25	22.26	22.25	30.26	1.0617
30	1	1	64-QAM	17.82	17.84	17.85	18.19	18.16	18.19	21.02	21.01	21.03		
30	1	1	256-QAM	14.66	14.59	14.59	15.13	15.17	15.12	17.91	17.90	17.87		
Limit	EIRP < 2W			Result									Pass	

NR n7 Maximum Average Power [dBm], DG = 8 dBi														
BW (MHz)	RB Size	RB Offset	Mod	Antenna 0			Antenna 2			Combine			EIRP (dBm)	EIRP (W)
				Lowest	Middle	Highest	Lowest	Middle	Highest	Lowest	Middle	Highest		
35	1	1	QPSK	20.10	19.82	19.92	20.51	20.33	20.38	23.32	23.09	23.17	31.32	1.3552
35	1	186		19.76	19.73	19.88	20.28	20.25	20.60	23.04	23.01	23.27		
35	94	47		19.79	19.73	19.81	20.21	19.98	20.20	23.02	22.87	23.02		
35	1	0		18.45	18.35	18.41	18.64	18.69	18.67	21.56	21.53	21.55		
35	1	187		18.40	18.25	18.42	18.75	18.59	18.89	21.59	21.43	21.67		
35	188	0		18.21	18.16	18.28	18.58	18.45	18.73	21.41	21.32	21.52		
35	1	1	16-QAM	19.23	19.12	19.28	19.56	19.31	19.44	22.41	22.23	22.37	30.41	1.0990
35	1	1	64-QAM	17.86	17.98	17.96	18.24	18.19	18.19	21.06	21.10	21.09		
35	1	1	256-QAM	14.59	14.67	14.69	15.28	15.21	15.22	17.96	17.96	17.97		
Limit	EIRP < 2W			Result									Pass	

NR n7 Maximum Average Power [dBm], DG = 8 dBi														
BW (MHz)	RB Size	RB Offset	Mod	Antenna 0			Antenna 2			Combine			EIRP (dBm)	EIRP (W)
				Lowest	Middle	Highest	Lowest	Middle	Highest	Lowest	Middle	Highest		
40	1	1	QPSK	19.86	19.81	19.82	20.33	20.25	20.31	23.11	23.05	23.08	31.11	1.2912
40	1	214		19.82	19.77	19.72	20.19	20.26	20.33	23.02	23.03	23.05		
40	108	54		19.86	19.70	19.72	20.24	20.01	20.10	23.06	22.87	22.92		
40	1	0		18.43	18.43	18.41	18.70	18.62	18.72	21.58	21.54	21.58		
40	1	215		18.36	18.26	18.45	18.73	18.66	18.74	21.56	21.47	21.61		
40	216	0		18.36	18.28	18.34	18.75	18.64	18.80	21.57	21.47	21.59		
40	1	1	16-QAM	19.27	19.21	19.31	19.54	19.33	19.51	22.42	22.28	22.42	30.42	1.1015
40	1	1	64-QAM	17.94	17.81	17.90	18.39	18.19	18.18	21.18	21.01	21.05		
40	1	1	256-QAM	14.67	14.64	14.69	15.37	15.19	15.21	18.04	17.93	17.97		
Limit	EIRP < 2W			Result									Pass	



NR n25 Maximum Average Power [dBm], DG = 8 dBi														
BW (MHz)	RB Size	RB Offset	Mod	Antenna 0			Antenna 2			Combine			EIRP (dBm)	EIRP (W)
				Lowest	Middle	Highest	Lowest	Middle	Highest	Lowest	Middle	Highest		
5	1	1	QPSK	19.74	19.78	19.69	20.05	20.06	20.03	22.91	22.93	22.87	30.93	1.2388
5	1	23		19.70	19.67	19.58	20.04	19.93	19.90	22.88	22.81	22.75		
5	13	6		19.54	19.57	19.45	19.84	19.83	19.77	22.70	22.71	22.62		
5	1	0		18.35	18.18	18.03	18.42	18.42	18.40	21.40	21.31	21.23		
5	1	24		18.26	18.13	18.01	18.48	18.42	18.28	21.38	21.29	21.16		
5	25	0		18.18	18.17	18.03	18.45	18.48	18.34	21.33	21.34	21.20		
5	1	1	16-QAM	19.12	19.14	19.02	19.23	19.33	19.34	22.19	22.25	22.19	30.25	1.0593
5	1	1	64-QAM	17.86	17.76	17.77	18.11	18.12	17.98	21.00	20.95	20.89		
5	1	1	256-QAM	14.59	14.55	14.40	15.12	15.05	15.00	17.87	17.82	17.72		
Limit	EIRP < 2W			Result									Pass	

NR n25 Maximum Average Power [dBm], DG = 8 dBi														
BW (MHz)	RB Size	RB Offset	Mod	Antenna 0			Antenna 2			Combine			EIRP (dBm)	EIRP (W)
				Lowest	Middle	Highest	Lowest	Middle	Highest	Lowest	Middle	Highest		
10	1	1	QPSK	19.70	19.76	19.50	20.10	20.02	19.98	22.91	22.90	22.76	30.93	1.2388
10	1	50		19.77	19.59	19.53	20.07	19.96	19.95	22.93	22.79	22.76		
10	26	13		19.70	19.56	19.49	19.96	19.85	19.81	22.84	22.72	22.66		
10	1	0		18.21	18.20	18.03	18.42	18.46	18.34	21.33	21.34	21.20		
10	1	51		18.39	18.15	18.05	18.65	18.40	18.37	21.53	21.29	21.22		
10	52	0		18.20	18.08	17.95	18.40	18.33	18.30	21.31	21.22	21.14		
10	1	1	16-QAM	19.05	19.06	18.80	19.24	19.17	19.01	22.16	22.13	21.92	30.16	1.0375
10	1	1	64-QAM	17.76	17.71	17.53	18.00	17.96	17.72	20.89	20.85	20.64		
10	1	1	256-QAM	14.52	14.49	14.34	15.02	14.91	14.80	17.79	17.72	17.59		
Limit	EIRP < 2W			Result									Pass	

NR n25 Maximum Average Power [dBm], DG = 8 dBi														
BW (MHz)	RB Size	RB Offset	Mod	Antenna 0			Antenna 2			Combine			EIRP (dBm)	EIRP (W)
				Lowest	Middle	Highest	Lowest	Middle	Highest	Lowest	Middle	Highest		
15	1	1	QPSK	19.74	19.81	19.71	20.08	20.05	20.07	22.92	22.94	22.90	30.94	1.2417
15	1	77		19.74	19.71	19.55	20.11	20.05	19.90	22.94	22.89	22.74		
15	39	19		19.57	19.32	19.27	19.87	19.86	19.85	22.73	22.61	22.58		
15	1	0		18.33	18.26	18.09	18.49	18.59	18.52	21.42	21.44	21.32		
15	1	78		18.36	18.27	18.11	18.65	18.50	18.41	21.52	21.40	21.27		
15	79	0		18.17	18.06	18.02	18.39	18.41	18.33	21.29	21.25	21.19		
15	1	1	16-QAM	19.09	19.06	19.00	19.27	19.30	19.27	22.19	22.19	22.15	30.19	1.0447
15	1	1	64-QAM	17.82	17.81	17.79	18.02	18.00	18.03	20.93	20.92	20.92		
15	1	1	256-QAM	14.58	14.49	14.53	15.03	14.99	14.92	17.82	17.76	17.74		
Limit	EIRP < 2W			Result									Pass	

NR n25 Maximum Average Power [dBm], DG = 8 dBi														
BW (MHz)	RB Size	RB Offset	Mod	Antenna 0			Antenna 2			Combine			EIRP (dBm)	EIRP (W)
				Lowest	Middle	Highest	Lowest	Middle	Highest	Lowest	Middle	Highest		
20	1	1	QPSK	19.64	19.66	19.78	20.00	20.02	20.08	22.83	22.85	22.94	30.94	1.2417
20	1	104		19.74	19.63	19.52	19.96	19.92	19.94	22.86	22.79	22.75		
20	53	26		19.73	19.55	19.60	19.89	19.91	19.92	22.82	22.74	22.77		
20	1	0		18.25	18.24	18.16	18.34	18.39	18.47	21.31	21.33	21.33		
20	1	105		18.31	18.28	18.13	18.40	18.43	18.34	21.37	21.37	21.25		
20	106	0		18.27	18.08	18.08	18.53	18.53	18.44	21.41	21.32	21.27		
20	1	1	16-QAM	18.95	19.05	19.18	19.03	19.15	19.20	22.00	22.11	22.20	30.20	1.0471
20	1	1	64-QAM	17.69	17.71	17.74	17.86	18.00	18.00	20.79	20.87	20.88		
20	1	1	256-QAM	14.45	14.52	14.53	14.83	14.94	15.02	17.65	17.75	17.79		
Limit	EIRP < 2W			Result									Pass	



NR n25 Maximum Average Power [dBm], DG = 8 dBi														
BW (MHz)	RB Size	RB Offset	Mod	Antenna 0			Antenna 2			Combine			EIRP (dBm)	EIRP (W)
				Lowest	Middle	Highest	Lowest	Middle	Highest	Lowest	Middle	Highest		
25	1	1	QPSK	19.80	19.88	19.83	20.22	20.21	20.28	23.03	23.06	23.07	31.10	1.2882
25	1	131		19.87	19.73	19.65	20.29	20.05	19.93	23.10	22.90	22.80		
25	67	33		19.88	19.76	19.77	20.10	20.11	20.02	23.00	22.95	22.91		
25	1	0		18.28	18.39	18.41	18.52	18.61	18.61	21.41	21.51	21.52		
25	1	132		18.33	18.34	18.37	18.52	18.54	18.50	21.44	21.45	21.45		
25	133	0		18.20	18.15	18.17	18.38	18.45	18.40	21.30	21.31	21.30		
25	1	1	16-QAM	19.12	19.13	19.22	19.16	19.31	19.39	22.15	22.23	22.32	30.32	1.0765
25	1	1	64-QAM	17.81	17.79	17.80	17.95	18.11	18.16	20.89	20.96	20.99		
25	1	1	256-QAM	14.60	14.60	14.61	15.02	15.10	15.17	17.83	17.87	17.91		
Limit	EIRP < 2W			Result									Pass	

NR n25 Maximum Average Power [dBm], DG = 8 dBi														
BW (MHz)	RB Size	RB Offset	Mod	Antenna 0			Antenna 2			Combine			EIRP (dBm)	EIRP (W)
				Lowest	Middle	Highest	Lowest	Middle	Highest	Lowest	Middle	Highest		
30	1	1	QPSK	19.80	19.82	19.79	20.33	20.10	20.20	23.08	22.97	23.01	31.08	1.2823
30	1	158		19.78	19.78	19.63	20.16	20.06	20.06	22.98	22.93	22.86		
30	80	40		19.82	19.72	19.66	19.98	19.96	19.97	22.91	22.85	22.83		
30	1	0		18.41	18.35	18.32	18.57	18.64	18.60	21.50	21.51	21.47		
30	1	159		18.36	18.31	18.22	18.65	18.54	18.45	21.52	21.44	21.35		
30	160	0		18.19	18.16	18.12	18.58	18.45	18.54	21.40	21.32	21.35		
30	1	1	16-QAM	19.14	19.21	19.23	19.29	19.23	19.26	22.23	22.23	22.26	30.26	1.0617
30	1	1	64-QAM	17.93	17.85	17.94	18.14	18.03	18.16	21.05	20.95	21.06		
30	1	1	256-QAM	14.65	14.66	14.62	15.06	15.01	15.03	17.87	17.85	17.84		
Limit	EIRP < 2W			Result									Pass	

NR n25 Maximum Average Power [dBm], DG = 8 dBi														
BW (MHz)	RB Size	RB Offset	Mod	Antenna 0			Antenna 2			Combine			EIRP (dBm)	EIRP (W)
				Lowest	Middle	Highest	Lowest	Middle	Highest	Lowest	Middle	Highest		
35	1	1	QPSK	19.74	19.73	19.74	20.13	20.17	20.20	22.95	22.97	22.99	31.01	1.2618
35	1	186		19.85	19.60	19.64	20.15	20.05	20.08	23.01	22.84	22.88		
35	94	47		19.82	19.71	19.70	20.03	20.01	20.05	22.94	22.87	22.89		
35	1	0		18.31	18.26	18.36	18.46	18.56	18.58	21.40	21.42	21.48		
35	1	187		18.37	18.21	18.26	18.52	18.48	18.49	21.46	21.36	21.39		
35	188	0		18.26	18.16	18.14	18.47	18.49	18.46	21.38	21.34	21.31		
35	1	1	16-QAM	19.02	19.16	19.19	19.14	19.23	19.33	22.09	22.21	22.27	30.27	1.0641
35	1	1	64-QAM	17.70	17.78	17.82	17.88	18.01	18.08	20.80	20.91	20.96		
35	1	1	256-QAM	14.59	14.61	14.58	14.97	14.98	15.07	17.79	17.81	17.84		
Limit	EIRP < 2W			Result									Pass	

NR n25 Maximum Average Power [dBm], DG = 8 dBi														
BW (MHz)	RB Size	RB Offset	Mod	Antenna 0			Antenna 2			Combine			EIRP (dBm)	EIRP (W)
				Lowest	Middle	Highest	Lowest	Middle	Highest	Lowest	Middle	Highest		
40	1	1	QPSK	19.71	19.65	19.80	19.93	20.05	20.23	22.83	22.86	23.03	31.03	1.2677
40	1	214		19.76	19.58	19.67	20.10	19.91	19.96	22.94	22.76	22.83		
40	108	54		19.71	19.71	19.72	19.97	20.00	20.07	22.85	22.87	22.91		
40	1	0		18.37	18.38	18.34	18.51	18.45	18.58	21.45	21.43	21.47		
40	1	215		18.42	18.22	18.27	18.60	18.46	18.53	21.52	21.35	21.41		
40	216	0		18.23	18.23	18.27	18.59	18.56	18.62	21.42	21.41	21.46		
40	1	1	16-QAM	18.98	19.15	19.05	19.18	19.19	19.35	22.09	22.18	22.21	30.21	1.0495
40	1	1	64-QAM	17.67	17.67	17.78	17.86	17.96	18.12	20.78	20.83	20.96		
40	1	1	256-QAM	14.51	14.59	14.68	14.89	15.01	15.10	17.71	17.82	17.91		
Limit	EIRP < 2W			Result									Pass	



NR n41 PC1.5 Maximum Average Power [dBm], DG = 3 dBi														
BW (MHz)	RB Size	RB Offset	Mod	Antenna 0			Antenna 2			Combine			EIRP (dBm)	EIRP (W)
				Lowest	Middle	Highest	Lowest	Middle	Highest	Lowest	Middle	Highest		
10	1	1	BPSK	25.77	25.73	25.56	26.15	26.22	25.93	28.97	28.99	28.76	32.05	1.6032
10	1	22		25.81	25.83	25.55	26.24	26.20	25.91	29.04	29.03	28.74		
10	12	6		25.89	25.76	25.52	26.18	26.10	25.89	29.05	28.94	28.72		
10	1	0		20.26	20.27	19.94	20.55	20.62	20.28	23.42	23.46	23.12		
10	1	23		20.31	20.16	19.92	20.57	20.58	20.34	23.45	23.39	23.15		
10	24	0		24.35	24.36	24.01	24.65	24.71	24.44	27.51	27.55	27.24		
10	1	1	QPSK	25.81	25.76	25.60	26.15	26.15	25.90	28.99	28.97	28.76	32.07	1.6106
10	1	22		25.85	25.76	25.38	26.26	26.14	25.85	29.07	28.96	28.63		
10	12	6		25.83	25.71	25.38	26.18	26.09	25.85	29.02	28.91	28.63		
10	1	0		19.78	19.61	19.45	20.03	20.02	19.83	22.92	22.83	22.65		
10	1	23		19.77	19.75	19.29	20.09	20.12	19.74	22.94	22.95	22.53		
10	24	0		23.83	23.89	23.59	24.15	24.23	23.95	27.00	27.07	26.78		
10	1	1	16-QAM	24.94	24.90	24.76	25.24	25.30	25.11	28.10	28.11	27.95	31.11	1.2912
10	1	1	64-QAM	22.71	22.37	22.45	23.06	22.89	22.91	25.90	25.65	25.70		
10	1	1	256-QAM	19.81	19.66	19.45	20.04	20.09	19.80	22.94	22.89	22.64		
Limit	EIRP < 2W			Result									Pass	

NR n41 PC1.5 Maximum Average Power [dBm], DG = 3 dBi														
BW (MHz)	RB Size	RB Offset	Mod	Antenna 0			Antenna 2			Combine			EIRP (dBm)	EIRP (W)
				Lowest	Middle	Highest	Lowest	Middle	Highest	Lowest	Middle	Highest		
15	1	1	BPSK	25.91	25.68	25.70	26.27	26.14	26.11	29.10	28.93	28.92	32.26	1.6827
15	1	36		26.04	25.86	25.64	26.37	26.14	26.08	29.22	29.01	28.88		
15	18	9		26.07	25.81	25.61	26.42	26.15	26.19	29.26	28.99	28.92		
15	1	0		20.33	20.12	20.10	20.68	20.61	20.49	23.52	23.38	23.31		
15	1	37		20.40	20.20	20.02	20.76	20.53	20.60	23.59	23.38	23.33		
15	36	0		24.52	24.29	24.20	24.85	24.67	24.65	27.70	27.49	27.44		
15	1	1	QPSK	25.92	25.71	25.64	26.24	26.12	26.10	29.09	28.93	28.89	32.16	1.6444
15	1	36		25.95	25.70	25.51	26.33	26.15	26.07	29.15	28.94	28.81		
15	18	9		25.96	25.64	25.56	26.33	26.05	26.15	29.16	28.86	28.88		
15	1	0		19.85	19.59	19.66	20.23	20.06	20.07	23.05	22.84	22.88		
15	1	37		19.95	19.81	19.54	20.35	20.07	20.01	23.16	22.95	22.79		
15	36	0		23.98	23.72	23.66	24.42	24.20	24.13	27.22	26.98	26.91		
15	1	1	16-QAM	24.99	24.78	24.79	25.22	25.18	25.13	28.12	27.99	27.97	31.12	1.2942
15	1	1	64-QAM	22.88	22.56	22.60	23.25	22.94	22.98	26.08	25.76	25.80		
15	1	1	256-QAM	19.94	19.37	19.32	20.07	19.82	19.68	23.02	22.61	22.51		
Limit	EIRP < 2W			Result									Pass	



NR n41 PC1.5 Maximum Average Power [dBm], DG = 3 dBi														
BW	RB	RB	Mod	Antenna 0			Antenna 2			Combine			EIRP	EIRP
(MHz)	Size	Offset		Lowest	Middle	Highest	Lowest	Middle	Highest	Lowest	Middle	Highest	(dBm)	(W)
20	1	1	BPSK	25.83	25.64	25.64	26.10	26.02	26.04	28.98	28.84	28.85	32.19	1.6558
20	1	49		25.79	25.77	25.52	26.12	26.13	25.98	28.97	28.96	28.77		
20	25	12		26.00	25.91	25.83	26.36	26.24	26.19	29.19	29.09	29.02		
20	1	0		20.20	20.13	20.01	20.47	20.48	20.33	23.35	23.32	23.18		
20	1	50		20.20	20.14	19.91	20.49	20.41	20.49	23.36	23.29	23.22		
20	50	0		24.39	24.34	24.16	24.69	24.64	24.57	27.55	27.50	27.38		
20	1	1	QPSK	25.62	25.54	25.55	26.05	26.03	25.90	28.85	28.80	28.74	32.07	1.6106
20	1	49		25.73	25.60	25.60	26.08	26.06	26.03	28.92	28.85	28.83		
20	25	12		25.86	25.70	25.65	26.26	26.11	26.12	29.07	28.92	28.90		
20	1	0		19.60	19.56	19.62	19.98	20.01	19.82	22.80	22.80	22.73		
20	1	50		19.65	19.61	19.47	19.97	19.96	19.89	22.82	22.80	22.70		
20	50	0		23.86	23.81	23.62	24.17	24.15	24.02	27.03	26.99	26.83		
20	1	1	16-QAM	24.81	24.64	24.68	25.07	25.14	24.96	27.95	27.91	27.83	30.95	1.2445
20	1	1	64-QAM	22.51	22.40	22.61	22.73	22.82	22.99	25.63	25.63	25.81		
20	1	1	256-QAM	19.69	19.30	19.23	19.98	19.60	19.64	22.85	22.46	22.45		
Limit	EIRP < 2W			Result									Pass	

NR n41 PC1.5 Maximum Average Power [dBm], DG = 3 dBi														
BW	RB	RB	Mod	Antenna 0			Antenna 2			Combine			EIRP	EIRP
(MHz)	Size	Offset		Lowest	Middle	Highest	Lowest	Middle	Highest	Lowest	Middle	Highest	(dBm)	(W)
25	1	1	BPSK	25.99	25.84	25.71	26.23	26.35	26.04	29.12	29.11	28.89	32.30	1.6982
25	1	63		25.97	25.95	25.64	26.24	26.27	26.08	29.12	29.12	28.88		
25	32	16		26.12	26.03	25.76	26.46	26.37	26.06	29.30	29.21	28.92		
25	1	0		20.43	20.29	20.17	20.62	20.72	20.53	23.54	23.52	23.36		
25	1	64		20.42	20.35	20.08	20.76	20.70	20.51	23.60	23.54	23.31		
25	64	0		24.54	24.40	24.22	24.84	24.76	24.57	27.70	27.59	27.41		
25	1	1	QPSK	25.93	25.86	25.70	26.19	26.32	26.04	29.07	29.11	28.88	32.20	1.6596
25	1	63		25.93	25.78	25.52	26.27	26.18	26.07	29.11	28.99	28.81		
25	32	16		25.98	25.91	25.64	26.39	26.27	26.01	29.20	29.10	28.84		
25	1	0		19.90	19.81	19.71	20.19	20.25	20.03	23.06	23.05	22.88		
25	1	64		19.87	19.73	19.52	20.21	20.20	19.99	23.05	22.98	22.77		
25	64	0		23.96	23.92	23.65	24.31	24.25	23.98	27.15	27.10	26.83		
25	1	1	16-QAM	25.00	25.02	24.82	25.34	25.45	25.14	28.18	28.25	27.99	31.25	1.3335
25	1	1	64-QAM	22.81	22.75	22.76	23.08	23.17	23.05	25.96	25.98	25.92		
25	1	1	256-QAM	19.46	19.79	19.40	19.96	20.18	19.65	22.73	23.00	22.54		
Limit	EIRP < 2W			Result									Pass	



NR n41 PC1.5 Maximum Average Power [dBm], DG = 3 dBi														
BW	RB	RB	Mod	Antenna 0			Antenna 2			Combine			EIRP	EIRP
(MHz)	Size	Offset		Lowest	Middle	Highest	Lowest	Middle	Highest	Lowest	Middle	Highest	(dBm)	(W)
30	1	1	BPSK	26.06	25.87	25.77	26.30	26.33	26.18	29.19	29.12	28.99	32.35	1.7179
30	1	76		26.05	26.03	25.80	26.28	26.32	26.18	29.18	29.19	29.00		
30	36	18		26.17	25.99	25.96	26.50	26.40	26.27	29.35	29.21	29.13		
30	1	0		20.44	20.36	20.27	20.65	20.84	20.54	23.56	23.62	23.42		
30	1	77		20.40	20.35	20.19	20.74	20.61	20.75	23.58	23.49	23.49		
30	75	0		24.51	24.46	24.39	24.86	24.85	24.82	27.70	27.67	27.62		
30	1	1	QPSK	25.89	25.89	25.81	26.22	26.31	26.12	29.07	29.12	28.98	32.24	1.6749
30	1	76		25.99	25.85	25.62	26.27	26.32	26.19	29.14	29.10	28.92		
30	36	18		26.07	25.93	25.81	26.38	26.26	26.22	29.24	29.11	29.03		
30	1	0		19.92	19.79	19.76	20.17	20.29	20.10	23.06	23.06	22.94		
30	1	77		19.93	19.74	19.66	20.17	20.17	20.07	23.06	22.97	22.88		
30	75	0		24.02	23.93	23.77	24.44	24.24	24.15	27.25	27.10	26.97		
30	1	1	16-QAM	25.07	25.14	25.08	25.33	25.51	25.30	28.21	28.34	28.20	31.34	1.3614
30	1	1	64-QAM	22.94	22.99	22.73	23.32	23.41	22.99	26.14	26.22	25.87		
30	1	1	256-QAM	19.64	19.70	19.60	19.89	20.22	20.02	22.78	22.98	22.83		
Limit	EIRP < 2W			Result									Pass	

NR n41 PC1.5 Maximum Average Power [dBm], DG = 3 dBi														
BW	RB	RB	Mod	Antenna 0			Antenna 2			Combine			EIRP	EIRP
(MHz)	Size	Offset		Lowest	Middle	Highest	Lowest	Middle	Highest	Lowest	Middle	Highest	(dBm)	(W)
40	1	1	BPSK	25.78	25.73	25.62	26.07	26.22	25.92	28.94	28.99	28.78	32.23	1.6711
40	1	104		25.84	25.93	25.55	26.08	26.18	26.06	28.97	29.07	28.82		
40	50	25		26.05	25.98	25.85	26.32	26.45	26.13	29.20	29.23	29.00		
40	1	0		20.20	20.14	20.01	20.47	20.62	20.51	23.35	23.40	23.28		
40	1	105		20.29	20.28	20.00	20.44	20.61	20.43	23.38	23.46	23.23		
40	100	0		24.49	24.40	24.35	24.84	24.84	24.55	27.68	27.64	27.46		
40	1	1	QPSK	25.63	25.77	25.62	25.97	26.23	25.94	28.81	29.02	28.79	32.12	1.6293
40	1	104		25.80	25.89	25.54	26.00	26.20	26.05	28.91	29.06	28.81		
40	50	25		25.97	25.88	25.82	26.25	26.32	26.10	29.12	29.12	28.97		
40	1	0		19.70	19.69	19.60	20.01	20.23	19.94	22.87	22.98	22.78		
40	1	105		19.75	19.82	19.58	20.07	20.15	19.96	22.92	23.00	22.78		
40	100	0		23.90	23.87	23.75	24.16	24.24	24.13	27.04	27.07	26.95		
40	1	1	16-QAM	24.81	24.77	24.68	24.98	25.26	25.10	27.91	28.03	27.91	31.03	1.2677
40	1	1	64-QAM	22.68	22.54	22.49	22.90	23.05	22.86	25.80	25.81	25.69		
40	1	1	256-QAM	19.82	19.39	19.64	20.09	19.91	19.93	22.97	22.67	22.80		
Limit	EIRP < 2W			Result									Pass	



NR n41 PC1.5 Maximum Average Power [dBm], DG = 3 dBi														
BW	RB	RB	Mod	Antenna 0			Antenna 2			Combine			EIRP	EIRP
(MHz)	Size	Offset		Lowest	Middle	Highest	Lowest	Middle	Highest	Lowest	Middle	Highest	(dBm)	(W)
50	1	1	BPSK	25.94	25.95	25.86	26.29	26.41	26.34	29.13	29.20	29.12	32.41	1.7418
50	1	131		26.05	26.05	25.72	26.40	26.44	26.26	29.24	29.26	29.01		
50	64	32		26.22	26.13	26.06	26.57	26.53	26.37	29.41	29.34	29.23		
50	1	0		20.46	20.45	20.26	20.67	20.99	20.78	23.58	23.74	23.54		
50	1	132		20.55	20.47	20.38	20.90	20.84	20.77	23.74	23.67	23.59		
50	128	0		24.61	24.55	24.41	25.00	24.95	24.85	27.82	27.76	27.65		
50	1	1	QPSK	25.85	26.02	25.85	26.24	26.35	26.23	29.06	29.20	29.05	32.37	1.7258
50	1	131		26.08	26.04	25.85	26.25	26.39	26.29	29.18	29.23	29.09		
50	64	32		26.17	26.06	26.02	26.55	26.50	26.30	29.37	29.30	29.17		
50	1	0		19.83	19.97	19.78	20.14	20.33	20.25	23.00	23.16	23.03		
50	1	132		20.01	20.05	19.66	20.37	20.31	20.24	23.20	23.19	22.97		
50	128	0		24.09	24.01	23.96	24.47	24.42	24.23	27.29	27.23	27.11		
50	1	1	16-QAM	25.06	25.01	25.01	25.38	25.46	25.44	28.23	28.25	28.24	31.25	1.3335
50	1	1	64-QAM	22.68	22.92	22.87	23.03	23.40	23.31	25.87	26.18	26.11		
50	1	1	256-QAM	19.60	19.62	19.39	19.95	20.03	19.95	22.79	22.84	22.69		
Limit	EIRP < 2W			Result									Pass	

NR n41 PC1.5 Maximum Average Power [dBm], DG = 3 dBi														
BW	RB	RB	Mod	Antenna 0			Antenna 2			Combine			EIRP	EIRP
(MHz)	Size	Offset		Lowest	Middle	Highest	Lowest	Middle	Highest	Lowest	Middle	Highest	(dBm)	(W)
60	1	1	BPSK	25.72	25.74	25.69	25.98	26.18	26.18	28.86	28.98	28.95	32.07	1.6106
60	1	160		25.73	25.86	25.57	26.18	26.25	25.93	28.97	29.07	28.76		
60	81	40		25.78	25.76	25.68	26.12	26.17	25.92	28.96	28.98	28.81		
60	1	0		20.24	20.31	20.14	20.50	20.62	20.57	23.38	23.48	23.37		
60	1	161		20.21	20.33	19.98	20.57	20.64	20.54	23.40	23.50	23.28		
60	162	0		24.24	24.42	24.20	24.56	24.79	24.56	27.41	27.62	27.39		
60	1	1	QPSK	25.68	25.83	25.67	26.03	26.18	26.18	28.87	29.02	28.94	32.02	1.5922
60	1	160		25.82	25.86	25.62	26.10	26.16	25.99	28.97	29.02	28.82		
60	81	40		25.71	25.74	25.60	25.96	26.09	25.85	28.85	28.93	28.74		
60	1	0		19.67	19.71	19.66	19.89	20.16	20.18	22.79	22.95	22.94		
60	1	161		19.69	19.80	19.54	20.07	20.17	19.94	22.89	23.00	22.75		
60	162	0		23.81	23.78	23.72	24.12	24.14	24.00	26.98	26.97	26.87		
60	1	1	16-QAM	24.92	24.87	24.86	25.16	25.29	25.40	28.05	28.10	28.15	31.15	1.3032
60	1	1	64-QAM	22.51	22.62	22.53	22.73	23.03	23.14	25.63	25.84	25.86		
60	1	1	256-QAM	19.31	19.45	19.34	19.65	19.80	19.79	22.49	22.64	22.58		
Limit	EIRP < 2W			Result									Pass	



NR n41 PC1.5 Maximum Average Power [dBm], DG = 3 dBi														
BW	RB	RB	Mod	Antenna 0			Antenna 2			Combine			EIRP	EIRP
(MHz)	Size	Offset		Lowest	Middle	Highest	Lowest	Middle	Highest	Lowest	Middle	Highest	(dBm)	(W)
70	1	1	BPSK	25.81	25.90	25.84	26.11	26.30	26.16	28.97	29.11	29.01	32.27	1.6866
70	1	187		26.01	25.80	25.66	26.45	26.21	25.03	29.25	29.02	28.37		
70	90	45		26.12	25.99	25.80	26.39	26.43	25.74	29.27	29.23	28.78		
70	1	0		20.33	20.38	20.21	20.61	20.66	20.69	23.48	23.53	23.47		
70	1	188		20.52	20.28	20.01	20.77	20.83	20.49	23.66	23.57	23.27		
70	180	0		24.52	24.44	24.28	24.77	24.89	24.74	27.66	27.68	27.53		
70	1	1	QPSK	25.77	25.82	25.74	26.12	26.24	26.32	28.96	29.05	29.05	32.17	1.6482
70	1	187		26.04	25.85	25.51	26.25	26.21	25.06	29.16	29.04	28.30		
70	90	45		25.99	25.90	25.81	26.32	26.36	25.48	29.17	29.15	28.66		
70	1	0		19.82	19.76	19.69	20.09	20.17	20.16	22.97	22.98	22.94		
70	1	188		19.87	19.71	19.59	20.19	20.16	19.96	23.04	22.95	22.79		
70	180	0		24.05	23.96	23.80	24.33	24.36	24.29	27.20	27.17	27.06		
70	1	1	16-QAM	25.01	25.00	24.91	25.45	25.41	25.40	28.25	28.22	28.17	31.25	1.3335
70	1	1	64-QAM	22.87	22.86	22.69	23.12	23.26	23.16	26.01	26.07	25.94		
70	1	1	256-QAM	19.47	19.53	19.46	19.82	19.89	19.79	22.66	22.72	22.64		
Limit	EIRP < 2W			Result									Pass	

NR n41 PC1.5 Maximum Average Power [dBm], DG = 3 dBi														
BW	RB	RB	Mod	Antenna 0			Antenna 2			Combine			EIRP	EIRP
(MHz)	Size	Offset		Lowest	Middle	Highest	Lowest	Middle	Highest	Lowest	Middle	Highest	(dBm)	(W)
80	1	1	BPSK	25.90	25.93	26.01	26.14	26.18	26.32	29.03	29.07	29.18	32.18	1.6520
80	1	215		25.82	25.77	25.76	26.34	26.09	25.08	29.10	28.94	28.44		
80	108	54		25.98	25.97	25.99	26.21	26.30	25.59	29.11	29.15	28.80		
80	1	0		20.33	20.33	20.32	20.54	20.67	20.79	23.45	23.51	23.57		
80	1	216		20.28	20.29	20.27	20.70	20.83	20.54	23.51	23.58	23.42		
80	216	0		24.37	24.39	24.41	24.74	24.82	24.76	27.57	27.62	27.60		
80	1	1	QPSK	25.87	25.88	25.86	25.93	26.27	26.21	28.91	29.09	29.05	32.10	1.6218
80	1	215		25.84	25.84	25.53	26.23	26.04	25.11	29.05	28.95	28.34		
80	108	54		25.84	25.88	25.82	26.10	26.29	25.98	28.98	29.10	28.91		
80	1	0		19.78	19.77	19.78	20.01	20.23	20.08	22.91	23.02	22.94		
80	1	216		19.82	19.77	19.64	20.23	20.30	19.97	23.04	23.05	22.82		
80	216	0		23.99	23.85	23.83	24.28	24.39	24.26	27.15	27.14	27.06		
80	1	1	16-QAM	25.02	25.02	25.03	25.29	25.42	25.51	28.17	28.23	28.29	31.29	1.3459
80	1	1	64-QAM	22.67	22.92	22.86	22.97	23.32	23.12	25.83	26.13	26.00		
80	1	1	256-QAM	19.51	19.90	19.69	19.76	20.27	20.17	22.65	23.10	22.95		
Limit	EIRP < 2W			Result									Pass	



NR n41 PC1.5 Maximum Average Power [dBm], DG = 3 dBi														
BW	RB	RB	Mod	Antenna 0			Antenna 2			Combine			EIRP	EIRP
(MHz)	Size	Offset		Lowest	Middle	Highest	Lowest	Middle	Highest	Lowest	Middle	Highest	(dBm)	(W)
90	1	1	BPSK	25.89	25.94	25.97	26.27	26.23	26.31	29.09	29.10	29.15	32.23	1.6711
90	1	243		25.86	25.82	25.75	26.30	25.68	24.91	29.10	28.76	28.36		
90	120	60		26.07	25.93	26.04	26.37	26.40	26.15	29.23	29.18	29.11		
90	1	0		20.51	20.51	20.52	20.88	20.86	20.95	23.71	23.70	23.75		
90	1	244		20.56	20.44	20.31	20.82	20.96	20.74	23.70	23.72	23.54		
90	243	0		24.48	24.47	24.44	24.80	24.85	25.00	27.65	27.67	27.74		
90	1	1	QPSK	25.91	25.96	25.86	26.08	26.27	26.32	29.01	29.13	29.11	32.16	1.6444
90	1	243		25.87	25.87	25.35	26.33	26.03	25.22	29.12	28.96	28.30		
90	120	60		25.96	25.84	25.88	26.32	26.23	26.40	29.15	29.05	29.16		
90	1	0		19.93	20.02	19.90	20.41	20.37	20.34	23.19	23.21	23.14		
90	1	244		19.96	19.90	19.79	20.35	20.38	20.10	23.17	23.16	22.96		
90	243	0		23.90	23.93	23.87	24.30	24.37	24.35	27.11	27.17	27.13		
90	1	1	16-QAM	25.00	24.99	24.99	25.37	25.41	25.42	28.20	28.22	28.22	31.22	1.3243
90	1	1	64-QAM	22.83	22.91	22.73	23.14	23.24	23.11	26.00	26.09	25.93		
90	1	1	256-QAM	19.53	19.90	19.57	19.91	20.25	20.00	22.73	23.09	22.80		
Limit	EIRP < 2W			Result									Pass	

NR n41 PC1.5 Maximum Average Power [dBm], DG = 3 dBi														
BW	RB	RB	Mod	Antenna 0			Antenna 2			Combine			EIRP	EIRP
(MHz)	Size	Offset		Lowest	Middle	Highest	Lowest	Middle	Highest	Lowest	Middle	Highest	(dBm)	(W)
100	1	1	BPSK	25.93	26.04	26.00	26.17	26.33	26.35	29.06	29.20	29.19	32.24	1.6749
100	1	271		26.01	25.80	25.83	26.43	25.57	25.70	29.24	28.70	28.78		
100	135	67		25.79	25.76	25.80	26.16	26.35	26.21	28.99	29.08	29.02		
100	1	0		20.45	20.50	20.46	20.70	20.80	20.80	23.59	23.66	23.64		
100	1	272		20.35	20.43	20.35	20.77	20.81	20.60	23.58	23.63	23.49		
100	270	0		24.43	24.43	24.49	24.82	24.86	24.74	27.64	27.66	27.63		
100	1	1	QPSK	25.94	25.99	26.25	26.08	26.29	26.28	29.02	29.15	29.28	32.28	1.6904
100	1	271		25.88	25.92	25.51	26.19	25.61	24.96	29.05	28.78	28.25		
100	135	67		25.77	25.79	25.70	26.10	26.15	25.82	28.95	28.98	28.77		
100	1	0		19.97	19.85	19.93	20.24	20.13	20.29	23.12	23.00	23.12		
100	1	272		19.79	19.95	19.69	20.21	20.28	20.23	23.02	23.13	22.98		
100	270	0		23.87	24.01	23.95	24.22	24.37	24.30	27.06	27.20	27.14		
100	1	1	16-QAM	24.98	25.07	25.27	25.44	25.47	25.42	28.23	28.28	28.36	31.36	1.3677
100	1	1	64-QAM	22.88	22.87	22.96	23.25	23.12	23.32	26.08	26.01	26.15		
100	1	1	256-QAM	19.97	19.60	19.95	20.21	19.98	20.34	23.10	22.80	23.16		
Limit	EIRP < 2W			Result									Pass	



Part270 NR n77 PC1.5 Maximum Average Power [dBm], DG = -0.1 dBi														
BW	RB	RB	Mod	Antenna 2			Antenna 0			Combine			EIRP	EIRP
(MHz)	Size	Offset		Lowest	Middle	Highest	Lowest	Middle	Highest	Lowest	Middle	Highest	(dBm)	(W)
10	1	1	BPSK	26.28	26.44	25.82	25.30	25.41	24.88	28.83	28.97	28.39	28.91	0.7780
10	1	22		26.34	26.41	25.83	25.38	25.50	24.88	28.90	28.99	28.39		
10	12	6		26.31	26.47	25.83	25.30	25.48	24.88	28.84	29.01	28.39		
10	1	0		20.61	20.84	20.16	19.66	19.91	19.30	23.17	23.41	22.76		
10	1	23		20.79	20.88	20.20	19.76	19.92	19.32	23.32	23.44	22.79		
10	24	0		24.82	25.03	24.38	23.87	23.98	23.47	27.38	27.55	26.96		
10	1	1	QPSK	26.25	26.47	25.93	25.30	25.40	24.85	28.81	28.98	28.43	28.95	0.7852
10	1	22		26.29	26.49	25.83	25.33	25.54	24.84	28.85	29.05	28.37		
10	12	6		26.25	26.46	25.76	25.29	25.37	24.80	28.81	28.96	28.32		
10	1	0		20.11	20.38	19.76	19.18	19.29	18.81	22.68	22.88	22.32		
10	1	23		20.20	20.34	19.74	19.19	19.39	18.75	22.73	22.90	22.28		
10	24	0		24.32	24.44	23.89	23.35	23.44	22.84	26.87	26.98	26.41		
10	1	1	16-QAM	25.38	25.69	25.01	24.44	24.62	24.04	27.95	28.20	27.56	28.10	0.6457
10	1	1	64-QAM	23.16	23.44	22.72	22.29	22.32	21.73	25.76	25.93	25.26		
10	1	1	256-QAM	20.26	20.36	19.41	19.36	19.43	18.49	22.84	22.93	21.98		
Limit	EIRP < 1W			Result									Pass	

Part270 NR n77 PC1.5 Maximum Average Power [dBm], DG = -0.1 dBi														
BW	RB	RB	Mod	Antenna 2			Antenna 0			Combine			EIRP	EIRP
(MHz)	Size	Offset		Lowest	Middle	Highest	Lowest	Middle	Highest	Lowest	Middle	Highest	(dBm)	(W)
15	1	1	BPSK	26.34	26.40	26.04	25.40	25.44	24.95	28.91	28.96	28.54	28.91	0.7780
15	1	36		26.38	26.48	25.89	25.41	25.47	24.90	28.93	29.01	28.43		
15	18	9		26.41	26.39	25.98	25.44	25.49	25.00	28.96	28.97	28.53		
15	1	0		20.76	20.84	20.39	19.76	19.83	19.36	23.30	23.37	22.92		
15	1	37		20.84	20.80	20.36	19.73	19.83	19.31	23.33	23.35	22.88		
15	36	0		24.89	24.91	24.47	23.92	24.00	23.47	27.44	27.49	27.01		
15	1	1	QPSK	26.34	26.46	26.02	25.40	25.40	24.95	28.91	28.97	28.53	28.88	0.7727
15	1	36		26.47	26.41	25.86	25.40	25.41	24.91	28.98	28.95	28.42		
15	18	9		26.34	26.29	25.96	25.21	25.36	24.93	28.82	28.86	28.49		
15	1	0		20.23	20.32	19.99	19.22	19.40	18.91	22.76	22.89	22.49		
15	1	37		20.38	20.37	19.84	19.28	19.42	18.89	22.88	22.93	22.40		
15	36	0		24.38	24.50	23.91	23.37	23.41	22.95	26.91	27.00	26.47		
15	1	1	16-QAM	25.35	25.48	24.93	24.41	24.48	23.90	27.92	28.02	27.46	27.92	0.6194
15	1	1	64-QAM	23.19	23.24	22.98	22.19	22.26	22.01	25.73	25.79	25.53		
15	1	1	256-QAM	20.30	20.07	19.82	19.28	18.99	18.82	22.83	22.57	22.36		
Limit	EIRP < 1W			Result									Pass	



Part270 NR n77 PC1.5 Maximum Average Power [dBm], DG = -0.1 dBi														
BW	RB	RB	Mod	Antenna 2			Antenna 0			Combine			EIRP	EIRP
(MHz)	Size	Offset		Lowest	Middle	Highest	Lowest	Middle	Highest	Lowest	Middle	Highest	(dBm)	(W)
20	1	1	BPSK	26.28	26.35	26.00	25.38	25.39	24.85	28.86	28.91	28.47	28.97	0.7889
20	1	49		26.36	26.35	25.80	25.34	25.40	24.80	28.89	28.91	28.34		
20	25	12		26.54	26.52	26.05	25.52	25.53	25.08	29.07	29.06	28.60		
20	1	0		20.67	20.82	20.34	19.77	19.75	19.33	23.25	23.33	22.87		
20	1	50		20.85	20.73	20.15	19.66	19.84	19.23	23.31	23.32	22.72		
20	50	0		24.87	24.93	24.47	23.91	23.94	23.48	27.43	27.47	27.01		
20	1	1	QPSK	26.25	26.34	25.91	25.29	25.32	24.88	28.81	28.87	28.44	28.89	0.7745
20	1	49		26.32	26.34	25.79	25.22	25.35	24.81	28.82	28.88	28.34		
20	25	12		26.44	26.45	25.94	25.27	25.46	24.96	28.90	28.99	28.49		
20	1	0		20.13	20.37	19.70	19.27	19.32	18.77	22.73	22.89	22.27		
20	1	50		20.17	20.22	19.68	19.15	19.19	18.66	22.70	22.75	22.21		
20	50	0		24.41	24.43	23.91	23.41	23.38	22.92	26.95	26.95	26.45		
20	1	1	16-QAM	25.42	25.42	25.06	24.42	24.49	24.17	27.96	27.99	27.65	27.89	0.6152
20	1	1	64-QAM	23.15	23.39	22.97	22.22	22.38	21.98	25.72	25.92	25.51		
20	1	1	256-QAM	19.87	20.20	19.58	18.90	19.20	18.52	22.42	22.74	22.09		
Limit	EIRP < 1W			Result									Pass	

Part270 NR n77 PC1.5 Maximum Average Power [dBm], DG = -0.1 dBi														
BW	RB	RB	Mod	Antenna 2			Antenna 0			Combine			EIRP	EIRP
(MHz)	Size	Offset		Lowest	Middle	Highest	Lowest	Middle	Highest	Lowest	Middle	Highest	(dBm)	(W)
25	1	1	BPSK	26.38	26.59	26.04	25.46	25.65	25.06	28.95	29.16	28.59	29.12	0.8166
25	1	63		26.47	26.53	25.89	25.45	25.53	25.11	29.00	29.07	28.53		
25	32	16		26.67	26.66	26.08	25.59	25.70	25.13	29.17	29.22	28.64		
25	1	0		20.85	21.03	20.43	19.91	20.04	19.45	23.42	23.57	22.98		
25	1	64		20.89	20.86	20.31	19.80	19.94	19.49	23.39	23.43	22.93		
25	64	0		25.03	25.09	24.57	24.01	24.07	23.68	27.56	27.62	27.16		
25	1	1	QPSK	26.47	26.66	25.90	25.56	25.64	24.96	29.05	29.19	28.47	29.09	0.8110
25	1	63		26.49	26.47	25.85	25.39	25.48	24.98	28.99	29.01	28.45		
25	32	16		26.53	26.54	26.01	25.56	25.50	25.00	29.08	29.06	28.54		
25	1	0		20.45	20.56	19.87	19.51	19.54	18.91	23.02	23.09	22.43		
25	1	64		20.37	20.40	19.80	19.29	19.42	18.90	22.87	22.95	22.38		
25	64	0		24.48	24.53	23.98	23.48	23.61	22.97	27.02	27.10	26.51		
25	1	1	16-QAM	25.42	25.70	25.20	24.59	24.75	24.13	28.04	28.26	27.71	28.16	0.6546
25	1	1	64-QAM	23.26	23.53	23.05	22.41	22.61	22.07	25.87	26.10	25.60		
25	1	1	256-QAM	20.23	20.46	19.93	19.36	19.49	18.88	22.83	23.01	22.45		
Limit	EIRP < 1W			Result									Pass	



Part270 NR n77 PC1.5 Maximum Average Power [dBm], DG = -0.1 dBi														
BW	RB	RB	Mod	Antenna 2			Antenna 0			Combine			EIRP	EIRP
(MHz)	Size	Offset		Lowest	Middle	Highest	Lowest	Middle	Highest	Lowest	Middle	Highest	(dBm)	(W)
30	1	1	BPSK	26.30	26.56	26.06	25.43	25.55	25.14	28.90	29.09	28.63	29.07	0.8072
30	1	76		26.41	26.49	25.92	25.43	25.55	25.06	28.96	29.06	28.52		
30	36	18		26.52	26.56	26.21	25.48	25.72	25.23	29.04	29.17	28.76		
30	1	0		20.73	20.97	20.56	19.82	20.05	19.59	23.31	23.54	23.11		
30	1	77		20.92	20.89	20.43	19.75	19.93	19.43	23.38	23.45	22.97		
30	75	0		24.93	25.16	24.66	23.91	24.12	23.74	27.46	27.68	27.23		
30	1	1	QPSK	26.23	26.58	26.10	25.34	25.67	25.12	28.82	29.16	28.65	29.06	0.8054
30	1	76		26.41	26.43	25.95	25.33	25.49	25.03	28.91	29.00	28.52		
30	36	18		26.38	26.59	26.06	25.46	25.56	25.05	28.95	29.12	28.59		
30	1	0		20.11	20.50	20.07	19.22	19.38	19.02	22.70	22.99	22.59		
30	1	77		20.32	20.33	19.83	19.24	19.44	18.88	22.82	22.92	22.39		
30	75	0		24.44	24.49	24.11	23.39	23.59	23.19	26.96	27.07	26.68		
30	1	1	16-QAM	25.43	25.72	25.21	24.54	24.69	24.26	28.02	28.25	27.77	28.15	0.6531
30	1	1	64-QAM	23.04	23.51	22.92	22.21	22.49	21.95	25.66	26.04	25.47		
30	1	1	256-QAM	19.86	20.49	20.11	19.01	19.55	19.13	22.47	23.06	22.66		
Limit	EIRP < 1W			Result									Pass	

Part270 NR n77 PC1.5 Maximum Average Power [dBm], DG = -0.1 dBi														
BW	RB	RB	Mod	Antenna 2			Antenna 0			Combine			EIRP	EIRP
(MHz)	Size	Offset		Lowest	Middle	Highest	Lowest	Middle	Highest	Lowest	Middle	Highest	(dBm)	(W)
40	1	1	BPSK	26.44	26.44	25.98	25.41	25.45	24.88	28.97	28.98	28.48	29.14	0.8204
40	1	104		26.51	26.35	25.83	25.44	25.45	24.91	29.02	28.93	28.40		
40	50	25		26.67	26.69	26.08	25.57	25.71	25.17	29.17	29.24	28.66		
40	1	0		20.81	20.79	20.40	19.82	19.86	19.23	23.35	23.36	22.86		
40	1	105		20.83	20.67	20.37	19.82	19.76	19.34	23.36	23.25	22.90		
40	100	0		24.94	25.06	24.62	24.02	24.10	23.40	27.51	27.62	27.06		
40	1	1	QPSK	26.23	26.29	25.89	25.45	25.40	24.90	28.87	28.88	28.43	29.03	0.7998
40	1	104		26.36	26.34	25.78	25.35	25.33	24.77	28.89	28.87	28.31		
40	50	25		26.51	26.56	26.03	25.42	25.62	25.06	29.01	29.13	28.58		
40	1	0		20.30	20.36	19.83	19.37	19.31	18.89	22.87	22.88	22.40		
40	1	105		20.35	20.28	19.83	19.29	19.29	18.73	22.86	22.82	22.33		
40	100	0		24.49	24.49	24.03	23.42	23.57	22.96	27.00	27.06	26.54		
40	1	1	16-QAM	25.41	25.50	24.90	24.55	24.55	23.78	28.01	28.06	27.39	27.96	0.6252
40	1	1	64-QAM	23.18	23.16	22.88	22.37	22.22	21.87	25.80	25.73	25.41		
40	1	1	256-QAM	20.28	20.46	19.80	19.44	19.39	18.81	22.89	22.97	22.34		
Limit	EIRP < 1W			Result									Pass	



Part270 NR n77 PC1.5 Maximum Average Power [dBm], DG = -0.1 dBi														
BW	RB	RB	Mod	Antenna 2			Antenna 0			Combine			EIRP	EIRP
(MHz)	Size	Offset		Lowest	Middle	Highest	Lowest	Middle	Highest	Lowest	Middle	Highest	(dBm)	(W)
50	1	1	BPSK	26.38	26.60	26.22	25.49	25.76	25.11	28.97	29.21	28.71	29.29	0.8492
50	1	131		26.49	26.50	26.02	25.50	25.64	25.05	29.03	29.10	28.57		
50	64	32		26.73	26.86	26.32	25.62	25.84	25.33	29.22	29.39	28.86		
50	1	0		20.83	21.08	20.60	19.93	20.18	19.58	23.41	23.66	23.13		
50	1	132		20.98	20.92	20.50	20.03	20.01	19.47	23.54	23.50	23.03		
50	128	0		25.08	25.17	24.84	23.98	24.24	23.75	27.58	27.74	27.34		
50	1	1	QPSK	26.38	26.53	26.08	25.49	25.68	25.07	28.97	29.14	28.61	29.16	0.8241
50	1	131		26.50	26.51	26.00	25.51	25.54	24.98	29.04	29.06	28.53		
50	64	32		26.62	26.68	26.35	25.54	25.78	25.30	29.12	29.26	28.87		
50	1	0		20.28	20.58	20.15	19.35	19.53	19.01	22.85	23.10	22.63		
50	1	132		20.39	20.46	19.93	19.44	19.51	18.97	22.95	23.02	22.49		
50	128	0		24.57	24.77	24.18	23.48	23.68	23.21	27.07	27.27	26.73		
50	1	1	16-QAM	25.41	25.74	25.30	24.59	24.76	24.19	28.03	28.29	27.79	28.19	0.6592
50	1	1	64-QAM	23.19	23.46	22.92	22.37	22.48	21.92	25.81	26.01	25.46		
50	1	1	256-QAM	20.02	20.19	19.69	19.09	19.34	18.81	22.59	22.80	22.28		
Limit	EIRP < 1W			Result									Pass	

Part270 NR n77 PC1.5 Maximum Average Power [dBm], DG = -0.1 dBi														
BW	RB	RB	Mod	Antenna 2			Antenna 0			Combine			EIRP	EIRP
(MHz)	Size	Offset		Lowest	Middle	Highest	Lowest	Middle	Highest	Lowest	Middle	Highest	(dBm)	(W)
60	1	1	BPSK	26.34	26.35	26.12	25.40	25.39	25.26	28.91	28.91	28.72	28.88	0.7727
60	1	160		26.28	26.34	25.89	25.46	25.38	25.11	28.90	28.90	28.53		
60	81	40		26.39	26.41	26.07	25.36	25.49	25.14	28.92	28.98	28.64		
60	1	0		20.75	20.72	20.62	19.95	19.83	19.70	23.38	23.31	23.19		
60	1	161		20.83	20.83	20.34	19.85	19.83	19.50	23.38	23.37	22.95		
60	162	0		24.80	25.02	24.56	23.96	23.97	23.76	27.41	27.54	27.19		
60	1	1	QPSK	26.29	26.42	26.10	25.43	25.45	25.20	28.89	28.97	28.68	28.87	0.7709
60	1	160		26.25	26.39	25.94	25.27	25.47	24.95	28.80	28.96	28.48		
60	81	40		26.33	26.37	25.97	25.28	25.33	24.95	28.85	28.89	28.50		
60	1	0		20.22	20.34	20.11	19.28	19.37	19.11	22.79	22.89	22.65		
60	1	161		20.24	20.39	19.91	19.30	19.30	18.97	22.81	22.89	22.48		
60	162	0		24.37	24.38	24.08	23.45	23.49	23.06	26.94	26.97	26.61		
60	1	1	16-QAM	25.51	25.45	25.29	24.67	24.56	24.27	28.12	28.04	27.82	28.02	0.6339
60	1	1	64-QAM	23.41	23.42	23.02	22.58	22.41	22.11	26.03	25.95	25.60		
60	1	1	256-QAM	19.89	19.97	20.03	19.04	19.20	19.09	22.50	22.61	22.60		
Limit	EIRP < 1W			Result									Pass	



Part270 NR n77 PC1.5 Maximum Average Power [dBm], DG = -0.1 dBi														
BW	RB	RB	Mod	Antenna 2			Antenna 0			Combine			EIRP	EIRP
(MHz)	Size	Offset		Lowest	Middle	Highest	Lowest	Middle	Highest	Lowest	Middle	Highest	(dBm)	(W)
70	1	1	BPSK	26.37	26.50	26.27	25.38	25.54	25.41	28.91	29.06	28.87	29.12	0.8166
70	1	187		26.34	26.42	26.06	25.55	25.52	25.15	28.97	29.00	28.64		
70	90	45		26.55	26.66	26.28	25.47	25.71	25.27	29.05	29.22	28.81		
70	1	0		20.88	20.89	20.72	19.94	19.97	19.75	23.45	23.46	23.27		
70	1	188		20.94	20.99	20.45	19.87	19.90	19.67	23.45	23.49	23.09		
70	180	0		24.99	25.04	24.72	24.06	24.16	23.80	27.56	27.63	27.29		
70	1	1	QPSK	26.50	26.33	26.37	25.52	25.44	25.31	29.05	28.92	28.88	29.05	0.8035
70	1	187		26.45	26.37	26.05	25.41	25.38	25.16	28.97	28.91	28.64		
70	90	45		26.57	26.62	26.21	25.49	25.59	25.20	29.07	29.15	28.74		
70	1	0		20.32	20.33	20.30	19.35	19.34	19.20	22.87	22.87	22.80		
70	1	188		20.29	20.40	19.98	19.42	19.44	19.14	22.89	22.96	22.59		
70	180	0		24.46	24.54	24.23	23.44	23.57	23.17	26.99	27.09	26.74		
70	1	1	16-QAM	25.54	25.55	25.26	24.58	24.54	24.16	28.10	28.08	27.76	28.00	0.6310
70	1	1	64-QAM	23.41	23.30	23.26	22.43	22.37	22.18	25.96	25.87	25.76		
70	1	1	256-QAM	20.41	20.06	20.21	19.43	19.19	19.13	22.96	22.66	22.71		
Limit	EIRP < 1W			Result									Pass	

Part270 NR n77 PC1.5 Maximum Average Power [dBm], DG = -0.1 dBi														
BW	RB	RB	Mod	Antenna 2			Antenna 0			Combine			EIRP	EIRP
(MHz)	Size	Offset		Lowest	Middle	Highest	Lowest	Middle	Highest	Lowest	Middle	Highest	(dBm)	(W)
80	1	1	BPSK	26.62	26.58	26.37	25.64	25.66	25.50	29.17	29.15	28.97	29.15	0.8222
80	1	215		26.59	26.55	26.07	25.55	25.59	25.25	29.11	29.11	28.69		
80	108	54		26.64	26.69	26.39	25.74	25.73	25.43	29.22	29.25	28.95		
80	1	0		20.94	20.93	20.89	20.07	19.92	19.84	23.54	23.46	23.41		
80	1	216		20.98	20.92	20.60	20.03	19.97	19.66	23.54	23.48	23.17		
80	216	0		25.01	25.15	24.77	24.13	24.17	23.93	27.60	27.70	27.38		
80	1	1	QPSK	26.51	26.44	26.38	25.60	25.53	25.37	29.09	29.02	28.91	29.08	0.8091
80	1	215		26.49	26.36	26.13	25.55	25.45	25.09	29.06	28.94	28.65		
80	108	54		26.63	26.65	26.30	25.50	25.63	25.35	29.11	29.18	28.86		
80	1	0		20.39	20.34	20.28	19.54	19.42	19.23	23.00	22.91	22.80		
80	1	216		20.46	20.46	20.00	19.41	19.52	18.99	22.98	23.03	22.53		
80	216	0		24.53	24.50	24.28	23.59	23.56	23.25	27.10	27.07	26.81		
80	1	1	16-QAM	25.64	25.56	25.69	24.67	24.56	24.62	28.19	28.10	28.20	28.10	0.6457
80	1	1	64-QAM	23.41	23.45	23.47	22.49	22.46	22.49	25.98	25.99	26.02		
80	1	1	256-QAM	20.21	20.20	20.03	19.11	19.13	19.03	22.71	22.71	22.57		
Limit	EIRP < 1W			Result									Pass	



Part270 NR n77 PC1.5 Maximum Average Power [dBm], DG = -0.1 dBi														
BW	RB	RB	Mod	Antenna 2			Antenna 0			Combine			EIRP	EIRP
(MHz)	Size	Offset		Lowest	Middle	Highest	Lowest	Middle	Highest	Lowest	Middle	Highest	(dBm)	(W)
90	1	1	BPSK	26.52	26.59	26.64	25.53	25.64	25.56	29.06	29.15	29.14	29.12	0.8166
90	1	243		26.64	26.45	25.99	25.61	25.56	25.12	29.17	29.04	28.59		
90	120	60		26.53	26.65	26.46	25.43	25.73	25.51	29.03	29.22	29.02		
90	1	0		21.16	21.14	21.09	20.15	20.15	20.05	23.69	23.68	23.61		
90	1	244		21.05	20.98	20.69	20.16	19.99	19.62	23.64	23.52	23.20		
90	243	0		25.08	25.12	24.87	24.02	24.16	23.91	27.59	27.68	27.43		
90	1	1	QPSK	26.58	26.50	26.49	25.64	25.59	25.59	29.15	29.08	29.07	29.09	0.8110
90	1	243		26.66	26.50	26.12	25.63	25.49	25.16	29.19	29.03	28.68		
90	120	60		26.43	26.51	26.35	25.45	25.67	25.31	28.98	29.12	28.87		
90	1	0		20.52	20.50	20.49	19.58	19.66	19.58	23.09	23.11	23.07		
90	1	244		20.64	20.50	20.04	19.61	19.48	19.15	23.17	23.03	22.63		
90	243	0		24.50	24.48	24.30	23.56	23.65	23.37	27.07	27.10	26.87		
90	1	1	16-QAM	25.67	25.61	25.64	24.72	24.69	24.70	28.23	28.18	28.21	28.13	0.6501
90	1	1	64-QAM	23.58	23.57	23.42	22.67	22.67	22.45	26.16	26.15	25.97		
90	1	1	256-QAM	20.16	20.16	20.17	19.25	19.30	19.04	22.74	22.76	22.65		
Limit	EIRP < 1W			Result									Pass	

Part270 NR n77 PC1.5 Maximum Average Power [dBm], DG = -0.1 dBi														
BW	RB	RB	Mod	Antenna 2			Antenna 0			Combine			EIRP	EIRP
(MHz)	Size	Offset		Lowest	Middle	Highest	Lowest	Middle	Highest	Lowest	Middle	Highest	(dBm)	(W)
100	1	1	BPSK	26.69	26.69	26.51	25.74	25.76	25.60	29.25	29.26	29.09	29.16	0.8241
100	1	271		26.56	26.47	26.14	25.64	25.49	25.32	29.13	29.02	28.76		
100	135	67		26.44	26.54	26.23	25.50	25.59	25.36	29.01	29.10	28.83		
100	1	0		21.09	21.19	20.87	20.22	20.18	20.07	23.69	23.72	23.50		
100	1	272		21.00	20.99	20.59	20.06	19.81	19.66	23.57	23.45	23.16		
100	270	0		25.09	25.09	24.84	24.18	24.11	23.94	27.67	27.64	27.42		
100	1	1	QPSK	26.77	26.76	26.63	25.73	25.65	25.57	29.29	29.25	29.14	29.19	0.8299
100	1	271		26.62	26.52	26.22	25.63	25.41	25.30	29.16	29.01	28.79		
100	135	67		26.41	26.43	26.16	25.41	25.52	25.25	28.95	29.01	28.74		
100	1	0		20.66	20.70	20.53	19.66	19.65	19.53	23.20	23.22	23.07		
100	1	272		20.51	20.52	20.06	19.54	19.42	19.16	23.06	23.02	22.64		
100	270	0		24.49	24.58	24.33	23.57	23.62	23.34	27.06	27.14	26.87		
100	1	1	16-QAM	25.75	25.82	25.59	24.74	24.77	24.66	28.28	28.34	28.16	28.24	0.6668
100	1	1	64-QAM	23.55	23.47	23.36	22.59	22.33	22.45	26.11	25.95	25.94		
100	1	1	256-QAM	20.73	20.72	20.62	19.89	19.82	19.66	23.34	23.30	23.18		
Limit	EIRP < 1W			Result									Pass	



Part27O NR n78 PC1.5 Maximum Average Power [dBm], DG = -0.1 dBi														
BW	RB	RB	Mod	Antenna 2			Antenna 0			Combine			EIRP	EIRP
(MHz)	Size	Offset		Lowest	Middle	Highest	Lowest	Middle	Highest	Lowest	Middle	Highest	(dBm)	(W)
10	1	1	BPSK	26.24	26.45	26.52	25.42	25.42	25.46	28.86	28.98	29.03	28.99	0.7925
10	1	22		26.31	26.51	26.55	25.45	25.46	25.56	28.91	29.03	29.09		
10	12	6		26.31	26.47	26.44	25.41	25.48	25.40	28.89	29.01	28.96		
10	1	0		20.61	20.91	20.74	19.76	19.87	19.81	23.22	23.43	23.31		
10	1	23		20.70	20.84	20.79	19.79	19.82	19.84	23.28	23.37	23.35		
10	24	0		24.83	24.92	25.00	23.89	24.01	23.90	27.40	27.50	27.50		
10	1	1	QPSK	26.38	26.41	26.44	25.48	25.56	25.37	28.96	29.02	28.95	28.96	0.7870
10	1	22		26.44	26.49	26.48	25.45	25.55	25.47	28.98	29.06	29.01		
10	12	6		26.24	26.40	26.35	25.32	25.42	25.34	28.81	28.95	28.88		
10	1	0		20.10	20.32	20.32	19.30	19.39	19.23	22.73	22.89	22.82		
10	1	23		20.21	20.32	20.44	19.34	19.38	19.33	22.81	22.89	22.93		
10	24	0		24.41	24.49	24.44	23.40	23.51	23.41	26.94	27.04	26.97		
10	1	1	16-QAM	25.22	25.60	25.52	24.37	24.65	24.51	27.83	28.16	28.05	28.06	0.6397
10	1	1	64-QAM	23.24	23.40	23.26	22.31	22.54	22.22	25.81	26.00	25.78		
10	1	1	256-QAM	19.74	20.40	20.31	18.92	19.04	18.88	22.36	22.78	22.66		
Limit	EIRP < 1W			Result									Pass	

Part27O NR n78 PC1.5 Maximum Average Power [dBm], DG = -0.1 dBi														
BW	RB	RB	Mod	Antenna 2			Antenna 0			Combine			EIRP	EIRP
(MHz)	Size	Offset		Lowest	Middle	Highest	Lowest	Middle	Highest	Lowest	Middle	Highest	(dBm)	(W)
15	1	1	BPSK	26.32	26.45	26.45	25.37	25.42	25.51	28.88	28.98	29.02	29.03	0.7998
15	1	36		26.44	26.45	26.50	25.39	25.49	25.46	28.96	29.01	29.02		
15	18	9		26.35	16.44	26.62	25.43	25.52	25.56	28.92	26.03	29.13		
15	1	0		20.77	20.86	20.88	19.79	19.85	19.90	23.32	23.39	23.43		
15	1	37		20.82	20.82	20.94	19.86	19.88	19.89	23.38	23.39	23.46		
15	36	0		24.89	24.92	24.97	24.01	23.96	24.04	27.48	27.48	27.54		
15	1	1	QPSK	26.27	26.34	26.51	25.44	25.41	25.50	28.89	28.91	29.04	28.94	0.7834
15	1	36		26.37	26.39	26.45	25.40	25.40	25.46	28.92	28.93	28.99		
15	18	9		26.25	26.34	26.51	25.31	25.43	25.46	28.82	28.92	29.03		
15	1	0		20.15	20.28	20.52	19.34	19.35	19.44	22.77	22.85	23.02		
15	1	37		20.28	20.25	20.42	19.33	19.34	19.42	22.84	22.83	22.96		
15	36	0		24.33	24.41	24.56	23.42	23.46	23.54	26.91	26.97	27.09		
15	1	1	16-QAM	25.32	25.56	25.62	24.51	24.54	24.58	27.94	28.09	28.14	28.04	0.6368
15	1	1	64-QAM	23.13	23.35	23.42	22.30	22.38	22.36	25.75	25.90	25.93		
15	1	1	256-QAM	19.85	20.33	20.17	19.35	19.36	19.13	22.62	22.88	22.69		
Limit	EIRP < 1W			Result									Pass	



Part270 NR n78 PC1.5 Maximum Average Power [dBm], DG = -0.1 dBi														
BW	RB	RB	Mod	Antenna 2			Antenna 0			Combine			EIRP	EIRP
(MHz)	Size	Offset		Lowest	Middle	Highest	Lowest	Middle	Highest	Lowest	Middle	Highest	(dBm)	(W)
20	1	1	BPSK	26.32	26.35	26.50	25.45	25.36	25.36	28.92	28.89	28.98	28.97	0.7889
20	1	49		26.36	26.37	26.41	25.34	25.41	25.36	28.89	28.93	28.93		
20	25	12		26.19	26.48	26.55	25.36	25.53	25.51	28.81	29.04	29.07		
20	1	0		20.70	20.76	20.74	19.79	19.75	19.74	23.28	23.29	23.28		
20	1	50		20.75	20.65	20.74	19.71	19.67	19.65	23.27	23.20	23.24		
20	50	0		24.91	24.95	24.95	24.00	23.92	23.94	27.49	27.48	27.48		
20	1	1	QPSK	26.33	26.38	26.44	25.52	25.34	25.31	28.95	28.90	28.92	28.92	0.7798
20	1	49		26.32	26.33	26.33	25.33	25.35	25.24	28.86	28.88	28.83		
20	25	12		26.38	24.40	26.51	25.53	23.40	25.44	28.99	26.94	29.02		
20	1	0		20.19	20.24	20.26	19.36	19.25	19.23	22.81	22.78	22.79		
20	1	50		20.21	19.17	20.24	19.25	20.24	19.18	22.77	22.75	22.75		
20	50	0		24.43	24.37	24.47	23.47	23.37	23.42	26.99	26.91	26.99		
20	1	1	16-QAM	25.52	25.28	25.57	24.62	24.26	24.46	28.10	27.81	28.06	28.00	0.6310
20	1	1	64-QAM	23.10	23.21	23.32	22.22	22.11	22.21	25.69	25.71	25.81		
20	1	1	256-QAM	20.10	19.93	19.71	19.25	18.94	18.54	22.71	22.47	22.17		
Limit	EIRP < 1W			Result									Pass	

Part270 NR n78 PC1.5 Maximum Average Power [dBm], DG = -0.1 dBi														
BW	RB	RB	Mod	Antenna 2			Antenna 0			Combine			EIRP	EIRP
(MHz)	Size	Offset		Lowest	Middle	Highest	Lowest	Middle	Highest	Lowest	Middle	Highest	(dBm)	(W)
25	1	1	BPSK	26.46	26.44	26.48	25.57	25.46	25.36	29.05	28.99	28.97	29.04	0.8017
25	1	63		26.61	26.40	26.43	25.44	25.51	25.45	29.07	28.99	28.98		
25	32	16		26.57	26.55	26.62	25.65	25.62	25.51	29.14	29.12	29.11		
25	1	0		20.82	20.96	20.84	19.98	19.96	19.79	23.43	23.50	23.36		
25	1	64		21.03	20.75	20.86	19.82	19.82	19.82	23.48	23.32	23.38		
25	64	0		24.99	25.00	25.00	24.10	23.99	23.94	27.58	27.53	27.51		
25	1	1	QPSK	26.32	26.49	26.44	25.61	25.47	25.40	28.99	29.02	28.96	29.03	0.7998
25	1	63		26.48	26.37	26.34	25.50	25.36	25.27	29.03	28.90	28.85		
25	32	16		26.56	26.47	26.52	25.63	25.51	25.36	29.13	29.03	28.99		
25	1	0		20.26	20.41	20.36	19.53	19.36	19.27	22.92	22.93	22.86		
25	1	64		20.41	20.34	20.35	19.40	19.32	19.33	22.94	22.87	22.88		
25	64	0		24.52	24.45	24.47	23.59	23.44	23.37	27.09	26.98	26.97		
25	1	1	16-QAM	25.38	25.48	25.43	24.71	24.41	24.31	28.07	27.99	27.92	27.97	0.6266
25	1	1	64-QAM	23.32	23.26	23.21	22.61	22.26	22.21	25.99	25.80	25.75		
25	1	1	256-QAM	19.95	20.11	20.37	19.25	19.04	19.32	22.62	22.62	22.89		
Limit	EIRP < 1W			Result									Pass	



Part270 NR n78 PC1.5 Maximum Average Power [dBm], DG = -0.1 dBi														
BW	RB	RB	Mod	Antenna 2			Antenna 0			Combine			EIRP	EIRP
(MHz)	Size	Offset		Lowest	Middle	Highest	Lowest	Middle	Highest	Lowest	Middle	Highest	(dBm)	(W)
30	1	1	BPSK	26.35	26.44	26.52	25.20	25.46	25.60	28.82	28.99	29.09	29.13	0.8185
30	1	76		26.54	26.39	26.56	25.40	25.44	25.49	29.02	28.95	29.07		
30	36	18		26.52	26.59	26.72	25.57	25.58	25.65	29.08	29.12	29.23		
30	1	0		20.74	20.82	20.97	19.86	19.87	19.97	23.33	23.38	23.51		
30	1	77		20.91	20.82	21.00	19.78	19.81	19.84	23.39	23.35	23.47		
30	75	0		24.91	24.97	25.12	23.95	24.04	24.04	27.47	27.54	27.62		
30	1	1	QPSK	26.24	26.55	26.61	25.42	25.43	25.47	28.86	29.04	29.09	29.02	0.7980
30	1	76		26.48	26.37	26.59	25.37	25.44	25.46	28.97	28.94	29.07		
30	36	18		26.42	26.47	26.64	25.48	25.49	25.50	28.99	29.02	29.12		
30	1	0		20.22	20.33	20.50	19.36	19.30	19.52	22.82	22.86	23.05		
30	1	77		20.45	20.30	20.51	19.33	19.29	19.40	22.94	22.83	23.00		
30	75	0		24.38	24.43	24.55	23.38	23.44	23.55	26.92	26.97	27.09		
30	1	1	16-QAM	25.49	25.58	25.64	24.51	24.45	24.52	28.04	28.06	28.13	28.03	0.6353
30	1	1	64-QAM	23.20	23.32	23.41	22.41	22.23	22.43	25.83	25.82	25.96		
30	1	1	256-QAM	20.24	20.19	20.11	19.12	19.28	19.15	22.73	22.77	22.67		
Limit	EIRP < 1W			Result									Pass	

Part270 NR n78 PC1.5 Maximum Average Power [dBm], DG = -0.1 dBi														
BW	RB	RB	Mod	Antenna 2			Antenna 0			Combine			EIRP	EIRP
(MHz)	Size	Offset		Lowest	Middle	Highest	Lowest	Middle	Highest	Lowest	Middle	Highest	(dBm)	(W)
40	1	1	BPSK	26.35	26.40	26.41	25.71	25.54	25.51	29.05	29.00	28.99	29.12	0.8166
40	1	104		26.43	26.35	26.32	25.57	25.51	25.45	29.03	28.96	28.92		
40	50	25		26.61	26.56	26.61	25.76	25.67	25.57	29.22	29.15	29.13		
40	1	0		20.74	20.79	20.73	20.06	19.99	19.92	23.42	23.42	23.35		
40	1	105		20.83	20.71	20.74	19.92	19.84	19.80	23.41	23.31	23.31		
40	100	0		25.02	24.93	24.97	24.12	24.08	24.02	27.60	27.54	27.53		
40	1	1	QPSK	26.37	26.36	26.32	25.56	25.56	25.40	28.99	28.99	28.89	28.96	0.7870
40	1	104		26.41	26.30	26.35	25.49	25.40	24.44	28.98	28.88	28.51		
40	50	25		26.52	26.31	26.52	25.52	25.61	25.48	29.06	28.98	29.04		
40	1	0		20.33	20.40	20.22	19.42	19.45	19.40	22.91	22.96	22.84		
40	1	105		20.34	20.23	20.19	19.40	19.35	19.33	22.91	22.82	22.79		
40	100	0		24.56	24.42	24.46	23.63	23.61	23.51	27.13	27.04	27.02		
40	1	1	16-QAM	25.42	25.47	25.33	24.76	24.63	24.47	28.11	28.08	27.93	28.01	0.6324
40	1	1	64-QAM	23.32	23.31	23.18	22.65	22.44	22.33	26.01	25.91	25.79		
40	1	1	256-QAM	20.25	20.06	19.83	19.51	19.16	19.05	22.91	22.64	22.47		
Limit	EIRP < 1W			Result									Pass	



Part27O NR n78 PC1.5 Maximum Average Power [dBm], DG = -0.1 dBi														
BW	RB	RB	Mod	Antenna 2			Antenna 0			Combine			EIRP	EIRP
(MHz)	Size	Offset		Lowest	Middle	Highest	Lowest	Middle	Highest	Lowest	Middle	Highest	(dBm)	(W)
50	1	1	BPSK	26.36	26.54	26.51	25.61	25.67	25.77	29.01	29.14	29.17	29.25	0.8414
50	1	131		26.31	26.61	26.48	25.71	25.54	25.57	29.03	29.12	29.06		
50	64	32		26.54	26.70	26.78	25.76	25.80	25.84	29.18	29.28	29.35		
50	1	0		20.75	20.96	20.86	20.02	20.09	20.21	23.41	23.56	23.56		
50	1	132		20.06	20.86	20.91	19.99	19.94	19.99	23.04	23.43	23.48		
50	128	0		25.00	25.11	25.11	24.15	24.16	24.19	27.61	27.67	27.68		
50	1	1	QPSK	26.31	26.53	26.56	25.70	25.64	25.72	29.03	29.12	29.17	29.13	0.8185
50	1	131		26.35	26.59	26.45	25.66	25.59	25.57	29.03	29.13	29.04		
50	64	32		26.49	26.59	26.65	25.71	25.72	25.74	29.13	29.19	29.23		
50	1	0		20.26	20.51	20.43	19.58	19.65	19.63	22.94	23.11	23.06		
50	1	132		20.29	20.46	20.44	19.59	19.52	19.44	22.96	23.03	22.98		
50	128	0		24.44	24.57	24.56	23.71	23.67	23.71	27.10	27.15	27.17		
50	1	1	16-QAM	25.41	25.45	25.67	24.70	24.52	24.82	28.08	28.02	28.28	28.18	0.6577
50	1	1	64-QAM	23.33	23.52	23.60	22.59	22.57	22.75	25.99	26.08	26.21		
50	1	1	256-QAM	20.21	20.38	20.11	19.51	19.41	19.37	22.88	22.93	22.77		
Limit	EIRP < 1W			Result									Pass	

Part27O NR n78 PC1.5 Maximum Average Power [dBm], DG = -0.1 dBi														
BW	RB	RB	Mod	Antenna 2			Antenna 0			Combine			EIRP	EIRP
(MHz)	Size	Offset		Lowest	Middle	Highest	Lowest	Middle	Highest	Lowest	Middle	Highest	(dBm)	(W)
60	1	1	BPSK	26.25	26.38	26.31	25.54	25.49	25.55	28.92	28.97	28.96	28.87	0.7709
60	1	160		26.24	26.28	26.34	25.50	25.45	25.48	28.90	28.90	28.94		
60	81	40		26.31	26.28	26.35	25.56	25.49	25.40	28.96	28.91	28.91		
60	1	0		20.76	20.84	20.75	19.97	19.93	19.90	23.39	23.42	23.36		
60	1	161		20.74	20.79	20.74	20.02	19.95	19.92	23.41	23.40	23.36		
60	162	0		24.82	24.81	24.82	24.05	23.97	23.97	27.46	27.42	27.43		
60	1	1	QPSK	26.35	26.42	26.25	25.58	25.55	25.52	28.99	29.02	28.91	28.92	0.7798
60	1	160		26.37	26.23	26.36	25.48	25.45	25.60	28.96	28.87	29.01		
60	81	40		26.25	26.16	26.24	25.51	25.41	25.35	28.91	28.81	28.83		
60	1	0		20.14	20.35	20.26	19.46	19.48	19.49	22.82	22.95	22.90		
60	1	161		20.09	20.22	20.22	19.39	19.41	19.44	22.76	22.84	22.86		
60	162	0		24.31	24.32	24.31	23.52	23.42	23.40	26.94	26.90	26.89		
60	1	1	16-QAM	25.43	25.43	25.39	24.57	24.57	24.47	28.03	28.03	27.96	27.93	0.6209
60	1	1	64-QAM	23.37	23.42	23.25	22.55	22.53	22.43	25.99	26.01	25.87		
60	1	1	256-QAM	19.97	20.31	20.15	19.13	19.40	19.40	22.58	22.89	22.80		
Limit	EIRP < 1W			Result									Pass	



Part27O NR n78 PC1.5 Maximum Average Power [dBm], DG = -0.1 dBi														
BW	RB	RB	Mod	Antenna 2			Antenna 0			Combine			EIRP	EIRP
(MHz)	Size	Offset		Lowest	Middle	Highest	Lowest	Middle	Highest	Lowest	Middle	Highest	(dBm)	(W)
70	1	1	BPSK	26.27	26.57	26.48	25.48	25.64	25.57	28.90	29.14	29.06	29.07	0.8072
70	1	187		26.37	26.45	26.41	25.59	25.54	25.69	29.01	29.03	29.08		
70	90	45		26.49	26.57	26.43	25.61	25.71	25.63	29.08	29.17	29.06		
70	1	0		20.76	20.91	20.91	19.89	19.89	20.00	23.36	23.44	23.49		
70	1	188		20.84	20.78	20.84	19.95	19.91	20.08	23.43	23.38	23.49		
70	180	0		24.91	25.04	24.97	24.08	24.15	24.03	27.53	27.63	27.54		
70	1	1	QPSK	26.30	26.54	26.49	25.51	25.56	25.61	28.93	29.09	29.08	28.99	0.7925
70	1	187		26.48	26.49	26.45	25.63	25.52	25.61	29.09	29.04	29.06		
70	90	45		26.47	26.48	26.41	25.58	25.59	25.57	29.06	29.07	29.02		
70	1	0		20.25	20.43	20.45	19.45	19.41	19.45	22.88	22.96	22.99		
70	1	188		20.35	20.33	20.37	19.49	19.35	19.56	22.95	22.88	22.99		
70	180	0		24.41	24.55	24.42	23.57	23.61	23.56	27.02	27.12	27.02		
70	1	1	16-QAM	25.38	25.62	25.43	24.59	24.78	24.56	28.01	28.23	28.03	28.13	0.6501
70	1	1	64-QAM	23.18	23.49	23.45	22.43	22.44	22.42	25.83	26.01	25.98		
70	1	1	256-QAM	20.18	20.31	20.35	19.40	19.38	19.38	22.82	22.88	22.90		
Limit	EIRP < 1W			Result									Pass	

Part27O NR n78 PC1.5 Maximum Average Power [dBm], DG = -0.1 dBi														
BW	RB	RB	Mod	Antenna 2			Antenna 0			Combine			EIRP	EIRP
(MHz)	Size	Offset		Lowest	Middle	Highest	Lowest	Middle	Highest	Lowest	Middle	Highest	(dBm)	(W)
80	1	1	BPSK	26.41	25.59	26.60	25.60	24.76	25.57	29.03	28.21	29.13	29.11	0.8147
80	1	215		26.45	26.48	26.44	25.57	25.59	25.61	29.04	29.07	29.06		
80	108	54		26.62	26.65	26.52	25.73	25.70	25.77	29.21	29.21	29.17		
80	1	0		20.81	20.96	21.00	20.05	20.01	20.04	23.46	23.52	23.56		
80	1	216		20.85	20.94	20.83	19.94	20.00	20.03	23.43	23.51	23.46		
80	216	0		24.98	24.96	25.02	24.12	24.14	24.10	27.58	27.58	27.59		
80	1	1	QPSK	26.38	26.51	26.56	25.62	25.62	25.70	29.03	29.10	29.16	29.06	0.8054
80	1	215		26.48	26.45	26.38	25.48	25.51	25.62	29.02	29.02	29.03		
80	108	54		26.56	26.41	26.47	25.67	25.71	25.64	29.15	29.08	29.09		
80	1	0		20.27	20.35	19.52	19.51	19.48	20.55	22.92	22.95	23.08		
80	1	216		20.37	20.39	20.37	19.43	19.40	19.54	22.94	22.93	22.99		
80	216	0		24.48	24.45	24.53	23.64	23.67	23.60	27.09	27.09	27.10		
80	1	1	16-QAM	25.57	25.68	25.54	24.79	24.87	24.65	28.21	28.30	28.13	28.20	0.6607
80	1	1	64-QAM	23.29	23.54	23.52	22.57	22.72	22.62	25.96	26.16	26.10		
80	1	1	256-QAM	19.97	20.06	20.41	19.27	19.23	19.53	22.64	22.68	23.00		
Limit	EIRP < 1W			Result									Pass	



Part27O NR n78 PC1.5 Maximum Average Power [dBm], DG = -0.1 dBi														
BW	RB	RB	Mod	Antenna 2			Antenna 0			Combine			EIRP	EIRP
(MHz)	Size	Offset		Lowest	Middle	Highest	Lowest	Middle	Highest	Lowest	Middle	Highest	(dBm)	(W)
90	1	1	BPSK	26.40	26.51	26.55	25.65	25.74	25.74	29.05	29.15	29.17	29.07	0.8072
90	1	243		26.59	26.54	26.44	25.69	25.65	25.54	29.17	29.13	29.02		
90	120	60		26.49	26.51	26.51	25.56	25.63	25.70	29.06	29.10	29.13		
90	1	0		20.96	21.05	21.11	20.19	20.21	20.26	23.60	23.66	23.72		
90	1	244		21.07	20.98	21.02	20.23	20.21	20.07	23.68	23.62	23.58		
90	243	0		25.01	25.02	25.07	24.10	24.11	24.08	27.59	27.60	27.61		
90	1	1	QPSK	26.44	26.56	26.68	25.62	25.72	25.77	29.06	29.17	29.26	29.16	0.8241
90	1	243		26.49	26.49	26.39	25.71	25.67	25.51	29.13	29.11	28.98		
90	120	60		26.37	26.51	26.47	25.51	25.52	25.71	28.97	29.05	29.12		
90	1	0		20.46	20.53	20.50	19.65	19.69	19.72	23.08	23.14	23.14		
90	1	244		20.60	20.53	20.45	19.75	19.74	19.57	23.21	23.16	23.04		
90	243	0		24.44	24.56	24.61	23.54	23.71	23.65	27.02	27.17	27.17		
90	1	1	16-QAM	25.42	25.66	25.62	24.60	24.84	24.81	28.04	28.28	28.24	28.18	0.6577
90	1	1	64-QAM	23.43	23.32	23.56	22.63	22.64	22.69	26.06	26.00	26.16		
90	1	1	256-QAM	20.14	20.07	20.45	19.29	19.40	19.64	22.75	22.76	23.07		
Limit	EIRP < 1W			Result									Pass	

Part27O NR n78 PC1.5 Maximum Average Power [dBm], DG = -0.1 dBi														
BW	RB	RB	Mod	Antenna 2			Antenna 0			Combine			EIRP	EIRP
(MHz)	Size	Offset		Lowest	Middle	Highest	Lowest	Middle	Highest	Lowest	Middle	Highest	(dBm)	(W)
100	1	1	BPSK	-	26.58	-	-	25.75	-	-	29.20	-	29.10	0.8128
100	1	271		-	26.43	-	-	25.63	-	-	29.06	-		
100	135	67		-	26.37	-	-	25.45	-	-	28.94	-		
100	1	0		-	20.95	-	-	20.22	-	-	23.61	-		
100	1	272		-	20.93	-	-	20.04	-	-	23.52	-		
100	270	0		-	25.10	-	-	24.11	-	-	27.64	-		
100	1	1	QPSK	-	26.61	-	-	25.76	-	-	29.22	-	29.12	0.8166
100	1	271		-	26.53	-	-	25.79	-	-	29.19	-		
100	135	67		-	26.31	-	-	25.46	-	-	28.92	-		
100	1	0		-	20.49	-	-	19.67	-	-	23.11	-		
100	1	272		-	20.43	-	-	19.54	-	-	23.02	-		
100	270	0		-	24.51	-	-	23.57	-	-	27.08	-		
100	1	1	16-QAM	-	25.72	-	-	24.95	-	-	28.36	-	28.26	0.6699
100	1	1	64-QAM	-	23.60	-	-	22.80	-	-	26.23	-		
100	1	1	256-QAM	-	20.09	-	-	19.34	-	-	22.74	-		
Limit	EIRP < 1W			Result									Pass	



Part27Q NR n77 PC1.5 Maximum Average Power [dBm], DG = -0.1 dBi														
BW	RB	RB	Mod	Antenna 2			Antenna 0			Combine			EIRP	EIRP
(MHz)	Size	Offset		Lowest	Middle	Highest	Lowest	Middle	Highest	Lowest	Middle	Highest	(dBm)	(W)
10	1	1	BPSK	26.48	26.72	26.65	25.80	25.85	25.87	29.16	29.32	29.29	29.22	0.8356
10	1	22		26.37	26.61	26.70	25.84	25.85	25.86	29.12	29.26	29.31		
10	12	6		26.43	26.71	26.68	25.76	25.85	25.88	29.12	29.31	29.31		
10	1	0		20.85	21.03	21.06	20.19	20.20	20.29	23.54	23.65	23.70		
10	1	23		20.75	21.02	21.12	20.07	20.17	20.25	23.43	23.63	23.72		
10	24	0		24.91	25.18	25.23	24.23	24.34	24.41	27.59	27.79	27.85		
10	1	1	QPSK	26.47	26.68	26.57	25.80	25.87	25.81	29.16	29.30	29.22	29.20	0.8318
10	1	22		26.40	26.65	26.70	25.70	25.83	25.83	29.07	29.27	29.30		
10	12	6		26.37	26.61	26.59	25.70	25.73	25.83	29.06	29.20	29.24		
10	1	0		20.40	20.62	20.50	19.72	19.73	19.78	23.08	23.21	23.17		
10	1	23		20.30	20.46	20.61	19.62	19.69	19.74	22.98	23.10	23.21		
10	24	0		24.47	24.64	24.69	23.76	23.81	23.92	27.14	27.26	27.33		
10	1	1	16-QAM	25.58	25.71	25.62	24.91	24.89	24.83	28.27	28.33	28.25	28.23	0.6653
10	1	1	64-QAM	23.33	23.48	23.47	22.64	22.63	22.71	26.01	26.09	26.12		
10	1	1	256-QAM	20.40	20.57	20.51	19.64	19.67	19.78	23.05	23.15	23.17		
Limit	EIRP < 1W			Result									Pass	

Part27Q NR n77 PC1.5 Maximum Average Power [dBm], DG = -0.1 dBi														
BW	RB	RB	Mod	Antenna 2			Antenna 0			Combine			EIRP	EIRP
(MHz)	Size	Offset		Lowest	Middle	Highest	Lowest	Middle	Highest	Lowest	Middle	Highest	(dBm)	(W)
15	1	1	BPSK	26.45	26.62	26.53	25.72	25.84	25.74	29.11	29.26	29.16	29.20	0.8318
15	1	36		26.38	26.49	26.66	25.82	25.80	25.84	29.12	29.17	29.28		
15	18	9		26.50	26.64	26.68	25.81	25.91	25.85	29.18	29.30	29.30		
15	1	0		20.80	20.93	20.90	20.12	20.22	20.14	23.48	23.60	23.55		
15	1	37		20.79	20.86	21.05	20.12	20.19	20.10	23.48	23.55	23.61		
15	36	0		24.95	25.19	25.11	24.24	24.36	24.29	27.62	27.81	27.73		
15	1	1	QPSK	26.39	26.54	26.44	25.80	25.79	25.77	29.12	29.19	29.13	29.18	0.8279
15	1	36		25.70	26.41	26.66	26.36	25.75	25.85	29.05	29.10	29.28		
15	18	9		26.37	26.51	26.56	25.72	25.76	25.75	29.07	29.16	29.18		
15	1	0		20.32	20.50	20.43	19.64	19.72	19.73	23.00	23.14	23.10		
15	1	37		20.33	20.35	20.57	19.57	19.66	19.74	22.98	23.03	23.19		
15	36	0		24.42	24.60	24.62	23.75	23.83	23.82	27.11	27.24	27.25		
15	1	1	16-QAM	25.55	25.64	25.57	24.90	24.90	24.87	28.25	28.30	28.24	28.20	0.6607
15	1	1	64-QAM	23.22	23.57	23.33	22.58	22.87	22.64	25.92	26.24	26.01		
15	1	1	256-QAM	20.36	20.48	20.07	19.65	19.67	19.37	23.03	23.10	22.74		
Limit	EIRP < 1W			Result									Pass	



Part27Q NR n77 PC1.5 Maximum Average Power [dBm], DG = -0.1 dBi														
BW	RB	RB	Mod	Antenna 2			Antenna 0			Combine			EIRP	EIRP
(MHz)	Size	Offset		Lowest	Middle	Highest	Lowest	Middle	Highest	Lowest	Middle	Highest	(dBm)	(W)
20	1	1	BPSK	26.51	26.62	26.47	25.82	25.81	25.79	29.19	29.24	29.15	29.23	0.8375
20	1	49		25.46	26.47	26.62	25.72	25.72	25.71	28.60	29.12	29.20		
20	25	12		26.56	26.69	26.76	25.90	25.91	25.76	29.25	29.33	29.30		
20	1	0		20.88	21.00	20.87	20.19	20.13	20.08	23.56	23.60	23.50		
20	1	50		20.83	20.79	21.02	20.11	20.08	20.07	23.50	23.46	23.58		
20	50	0		25.01	25.06	25.07	24.32	24.37	24.25	27.69	27.74	27.69		
20	1	1	QPSK	26.45	26.56	26.48	25.77	25.81	25.71	29.13	29.21	29.12	29.16	0.8241
20	1	49		26.42	26.40	26.69	25.71	25.75	25.76	29.09	29.10	29.26		
20	25	12		26.49	26.48	26.57	25.81	25.87	25.71	29.17	29.20	29.17		
20	1	0		20.42	20.51	20.35	19.71	19.78	19.67	23.09	23.17	23.03		
20	1	50		20.35	20.33	20.52	19.66	19.67	19.65	23.03	23.02	23.12		
20	50	0		24.46	24.55	24.49	23.77	23.77	23.66	27.14	27.19	27.11		
20	1	1	16-QAM	25.55	25.69	25.50	24.88	24.82	24.76	28.24	28.29	28.16	28.19	0.6592
20	1	1	64-QAM	23.42	23.57	23.29	22.74	22.86	22.55	26.10	26.24	25.95		
20	1	1	256-QAM	20.15	20.43	20.11	19.56	19.57	19.34	22.88	23.03	22.75		
Limit	EIRP < 1W			Result									Pass	

Part27Q NR n77 PC1.5 Maximum Average Power [dBm], DG = -0.1 dBi														
BW	RB	RB	Mod	Antenna 2			Antenna 0			Combine			EIRP	EIRP
(MHz)	Size	Offset		Lowest	Middle	Highest	Lowest	Middle	Highest	Lowest	Middle	Highest	(dBm)	(W)
25	1	1	BPSK	26.74	26.79	26.55	26.13	25.99	25.79	29.46	29.42	29.20	29.37	0.8650
25	1	63		26.71	26.63	26.72	26.04	25.87	25.72	29.40	29.28	29.26		
25	32	16		26.74	26.82	26.78	26.15	26.03	25.79	29.47	29.45	29.32		
25	1	0		21.10	21.24	21.00	20.42	20.37	20.13	23.78	23.84	23.60		
25	1	64		21.05	21.02	21.08	20.41	20.27	20.12	23.75	23.67	23.64		
25	64	0		25.21	25.28	25.18	24.59	24.48	24.27	27.92	27.91	27.76		
25	1	1	QPSK	26.76	26.76	26.51	26.15	25.94	25.74	29.48	29.38	29.15	29.38	0.8670
25	1	63		26.70	26.71	26.67	25.99	25.87	25.72	29.37	29.32	29.23		
25	32	16		26.57	26.71	26.64	25.97	25.91	25.72	29.29	29.34	29.21		
25	1	0		20.68	20.66	20.42	20.08	19.85	19.67	23.40	23.28	23.07		
25	1	64		20.62	20.53	20.57	19.93	19.77	19.67	23.30	23.18	23.15		
25	64	0		24.73	24.73	24.67	24.08	23.89	23.71	27.43	27.34	27.23		
25	1	1	16-QAM	25.72	25.87	25.62	25.22	25.11	24.81	28.49	28.52	28.24	28.42	0.6950
25	1	1	64-QAM	23.68	23.57	23.27	23.02	22.75	22.43	26.37	26.19	25.88		
25	1	1	256-QAM	20.54	20.53	20.21	19.97	19.71	19.43	23.27	23.15	22.85		
Limit	EIRP < 1W			Result									Pass	



Part27Q NR n77 PC1.5 Maximum Average Power [dBm], DG = -0.1 dBi														
BW	RB	RB	Mod	Antenna 2			Antenna 0			Combine			EIRP	EIRP
(MHz)	Size	Offset		Lowest	Middle	Highest	Lowest	Middle	Highest	Lowest	Middle	Highest	(dBm)	(W)
30	1	1	BPSK	26.69	26.80	26.57	26.03	25.99	25.89	29.38	29.42	29.25	29.37	0.8650
30	1	76		26.56	26.54	26.81	25.82	25.82	25.86	29.22	29.21	29.37		
30	36	18		26.62	26.85	26.78	25.98	26.02	25.96	29.32	29.47	29.40		
30	1	0		21.10	21.13	21.03	20.37	20.35	20.29	23.76	23.77	23.69		
30	1	77		21.07	20.92	21.16	20.19	20.15	20.23	23.66	23.56	23.73		
30	75	0		25.13	25.30	25.31	24.43	24.44	24.41	27.80	27.90	27.89		
30	1	1	QPSK	26.66	26.79	26.56	25.99	25.97	25.92	29.35	29.41	29.26	29.31	0.8531
30	1	76		26.57	26.54	26.81	25.79	25.77	25.86	29.21	29.18	29.37		
30	36	18		26.53	26.75	26.68	25.92	25.91	25.89	29.25	29.36	29.31		
30	1	0		20.53	20.64	20.43	19.86	19.90	19.92	23.22	23.30	23.19		
30	1	77		20.44	20.46	20.68	19.71	19.69	19.77	23.10	23.10	23.26		
30	75	0		24.56	24.72	24.73	23.82	23.92	23.92	27.22	27.35	27.35		
30	1	1	16-QAM	25.68	25.84	25.60	25.00	25.06	25.02	28.36	28.48	28.33	28.38	0.6887
30	1	1	64-QAM	23.43	23.57	23.41	22.76	22.70	22.81	26.12	26.17	26.13		
30	1	1	256-QAM	20.27	20.47	20.44	19.55	19.69	19.78	22.94	23.11	23.13		
Limit	EIRP < 1W			Result									Pass	

Part27Q NR n77 PC1.5 Maximum Average Power [dBm], DG = -0.1 dBi														
BW	RB	RB	Mod	Antenna 2			Antenna 0			Combine			EIRP	EIRP
(MHz)	Size	Offset		Lowest	Middle	Highest	Lowest	Middle	Highest	Lowest	Middle	Highest	(dBm)	(W)
40	1	1	BPSK	26.61	26.72	26.58	25.98	25.87	25.83	29.32	29.33	29.23	29.32	0.8551
40	1	104		26.69	26.41	26.69	25.80	25.76	24.70	29.28	29.11	28.82		
40	50	25		26.74	26.80	26.63	25.99	25.99	25.91	29.39	29.42	29.30		
40	1	0		21.03	21.04	20.95	20.36	20.26	20.23	23.72	23.68	23.62		
40	1	105		21.10	20.79	21.05	20.20	20.00	20.08	23.68	23.42	23.60		
40	100	0		25.19	25.24	25.08	24.43	24.36	24.34	27.84	27.83	27.74		
40	1	1	QPSK	26.65	26.72	26.45	26.00	25.82	25.80	29.35	29.30	29.15	29.25	0.8414
40	1	104		26.78	26.36	26.61	25.85	25.75	25.70	29.35	29.08	29.19		
40	50	25		26.62	26.70	26.54	25.93	25.87	25.82	29.30	29.32	29.21		
40	1	0		20.51	20.57	20.42	19.84	19.73	19.65	23.20	23.18	23.06		
40	1	105		20.65	20.29	20.56	19.79	19.57	19.60	23.25	22.96	23.12		
40	100	0		24.61	24.66	24.59	23.87	23.86	23.81	27.27	27.29	27.23		
40	1	1	16-QAM	25.66	25.81	25.75	24.99	24.97	24.94	28.35	28.42	28.37	28.32	0.6792
40	1	1	64-QAM	22.99	23.61	23.57	22.35	22.74	22.79	25.69	26.21	26.21		
40	1	1	256-QAM	20.35	20.36	20.10	19.66	19.57	19.51	23.03	22.99	22.83		
Limit	EIRP < 1W			Result									Pass	



Part27Q NR n77 PC1.5 Maximum Average Power [dBm], DG = -0.1 dBi														
BW	RB	RB	Mod	Antenna 2			Antenna 0			Combine			EIRP	EIRP
(MHz)	Size	Offset		Lowest	Middle	Highest	Lowest	Middle	Highest	Lowest	Middle	Highest	(dBm)	(W)
50	1	1	BPSK	26.73	26.74	26.74	26.01	25.98	25.87	29.40	29.39	29.34	29.44	0.8790
50	1	131		25.92	26.62	26.80	26.69	25.80	25.86	29.33	29.24	29.37		
50	64	32		26.87	26.92	26.74	26.07	26.09	25.86	29.50	29.54	29.33		
50	1	0		21.07	21.13	21.13	20.40	20.40	20.30	23.76	23.79	23.75		
50	1	132		21.10	21.00	21.06	20.32	20.21	20.14	23.74	23.63	23.63		
50	128	0		25.28	25.29	25.15	24.44	24.46	24.30	27.89	27.91	27.76		
50	1	1	QPSK	26.57	26.74	26.80	25.93	25.97	25.88	29.27	29.38	29.37	29.38	0.8670
50	1	131		26.64	26.57	26.79	25.82	25.81	25.82	29.26	29.22	29.34		
50	64	32		26.78	26.88	26.59	26.02	26.01	25.84	29.43	29.48	29.24		
50	1	0		20.57	20.63	20.68	19.98	19.89	19.77	23.30	23.29	23.26		
50	1	132		20.61	20.51	20.66	19.81	19.71	19.69	23.24	23.14	23.21		
50	128	0		24.80	24.76	24.62	23.96	23.96	23.76	27.41	27.39	27.22		
50	1	1	16-QAM	25.67	25.67	25.75	25.02	24.90	24.80	28.37	28.31	28.31	28.27	0.6714
50	1	1	64-QAM	23.51	23.55	23.09	22.84	22.84	22.24	26.20	26.22	25.70		
50	1	1	256-QAM	20.43	20.46	20.53	19.76	19.69	19.74	23.12	23.10	23.16		
Limit	EIRP < 1W			Result									Pass	

Part27Q NR n77 PC1.5 Maximum Average Power [dBm], DG = -0.1 dBi														
BW	RB	RB	Mod	Antenna 2			Antenna 0			Combine			EIRP	EIRP
(MHz)	Size	Offset		Lowest	Middle	Highest	Lowest	Middle	Highest	Lowest	Middle	Highest	(dBm)	(W)
60	1	1	BPSK	26.52	26.48	26.64	25.91	25.80	25.92	29.24	29.16	29.31	29.21	0.8337
60	1	160		26.51	26.42	26.55	25.79	25.70	25.77	29.18	29.09	29.19		
60	81	40		26.64	26.58	26.46	25.89	25.81	25.77	29.29	29.22	29.14		
60	1	0		20.97	20.83	21.11	20.35	20.22	20.22	23.68	23.55	23.70		
60	1	161		20.93	20.84	21.01	20.21	20.13	20.13	23.60	23.51	23.60		
60	162	0		25.10	25.06	25.06	24.35	24.28	24.30	27.75	27.70	27.71		
60	1	1	QPSK	26.62	26.53	26.57	25.94	25.91	25.76	29.30	29.24	29.19	29.20	0.8318
60	1	160		26.52	26.42	26.53	25.91	25.77	25.72	29.24	29.12	29.15		
60	81	40		26.48	26.52	26.34	25.74	25.73	25.70	29.14	29.15	29.04		
60	1	0		20.50	20.52	20.52	19.88	19.73	19.72	23.21	23.15	23.15		
60	1	161		20.39	20.41	20.43	19.68	19.64	19.61	23.06	23.05	23.05		
60	162	0		24.63	24.51	24.50	23.83	23.80	23.68	27.26	27.18	27.12		
60	1	1	16-QAM	25.69	25.69	25.68	25.08	24.97	24.84	28.41	28.36	28.29	28.31	0.6776
60	1	1	64-QAM	23.50	23.35	23.43	22.85	22.61	22.63	26.20	26.01	26.06		
60	1	1	256-QAM	20.48	20.10	20.36	19.78	19.43	19.48	23.15	22.79	22.95		
Limit	EIRP < 1W			Result									Pass	



Part27Q NR n77 PC1.5 Maximum Average Power [dBm], DG = -0.1 dBi														
BW	RB	RB	Mod	Antenna 2			Antenna 0			Combine			EIRP	EIRP
(MHz)	Size	Offset		Lowest	Middle	Highest	Lowest	Middle	Highest	Lowest	Middle	Highest	(dBm)	(W)
70	1	1	BPSK	26.62	26.48	26.70	25.94	25.96	26.04	29.30	29.24	29.39	29.33	0.8570
70	1	187		26.44	26.53	26.73	25.83	25.84	25.92	29.16	29.21	29.35		
70	90	45		26.74	26.81	26.67	25.98	26.00	26.08	29.39	29.43	29.40		
70	1	0		20.81	20.92	21.09	20.21	20.33	20.39	23.53	23.65	23.76		
70	1	188		20.77	20.95	21.11	20.19	20.22	20.29	23.50	23.61	23.73		
70	180	0		25.13	25.13	25.14	24.37	24.41	24.45	27.78	27.80	27.82		
70	1	1	QPSK	26.61	26.61	26.78	25.99	25.94	26.09	29.32	29.30	29.46	29.36	0.8630
70	1	187		26.31	26.60	26.75	25.78	25.90	25.86	29.06	29.27	29.34		
70	90	45		26.66	26.71	26.62	25.91	25.93	25.99	29.31	29.35	29.33		
70	1	0		20.50	20.45	20.69	19.82	19.90	20.00	23.18	23.19	23.37		
70	1	188		20.27	20.42	20.68	19.66	19.75	19.90	22.99	23.11	23.32		
70	180	0		24.59	24.62	24.67	23.87	23.84	23.92	27.26	27.26	27.32		
70	1	1	16-QAM	25.66	25.57	25.86	25.01	25.04	25.17	28.36	28.32	28.54	28.44	0.6982
70	1	1	64-QAM	23.59	23.38	23.66	22.92	22.84	22.92	26.28	26.13	26.32		
70	1	1	256-QAM	20.15	20.05	20.21	19.52	19.51	19.77	22.86	22.80	23.01		
Limit	EIRP < 1W			Result									Pass	

Part27Q NR n77 PC1.5 Maximum Average Power [dBm], DG = -0.1 dBi														
BW	RB	RB	Mod	Antenna 2			Antenna 0			Combine			EIRP	EIRP
(MHz)	Size	Offset		Lowest	Middle	Highest	Lowest	Middle	Highest	Lowest	Middle	Highest	(dBm)	(W)
80	1	1	BPSK	26.64	26.56	25.54	26.04	25.92	24.83	29.36	29.26	28.21	29.35	0.8610
80	1	215		26.33	26.66	26.73	25.85	25.80	25.86	29.11	29.26	29.33		
80	108	54		26.75	26.78	26.70	26.11	26.03	26.01	29.45	29.43	29.38		
80	1	0		21.11	21.04	21.06	20.45	20.33	20.34	23.80	23.71	23.73		
80	1	216		20.93	21.09	21.14	20.24	20.22	20.33	23.61	23.69	23.76		
80	216	0		25.05	25.07	25.09	24.56	24.37	24.39	27.82	27.74	27.76		
80	1	1	QPSK	26.64	26.58	26.62	26.03	25.91	26.03	29.36	29.27	29.35	29.28	0.8472
80	1	215		26.50	26.59	26.72	25.83	25.83	25.93	29.19	29.24	29.35		
80	108	54		26.68	26.72	26.61	26.04	25.94	25.92	29.38	29.36	29.29		
80	1	0		20.54	20.47	20.52	19.95	19.79	19.82	23.27	23.15	23.19		
80	1	216		20.41	20.51	20.61	19.75	19.72	19.83	23.10	23.14	23.25		
80	216	0		24.55	24.57	24.59	23.84	23.96	23.91	27.22	27.29	27.27		
80	1	1	16-QAM	25.70	25.55	25.70	25.07	24.94	25.12	28.41	28.27	28.43	28.33	0.6808
80	1	1	64-QAM	23.58	23.46	23.59	22.95	22.89	22.99	26.29	26.19	26.31		
80	1	1	256-QAM	20.21	20.13	20.26	19.61	19.54	19.67	22.93	22.86	22.99		
Limit	EIRP < 1W			Result									Pass	



Part27Q NR n77 PC1.5 Maximum Average Power [dBm], DG = -0.1 dBi														
BW	RB	RB	Mod	Antenna 2			Antenna 0			Combine			EIRP	EIRP
(MHz)	Size	Offset		Lowest	Middle	Highest	Lowest	Middle	Highest	Lowest	Middle	Highest	(dBm)	(W)
90	1	1	BPSK	26.73	26.64	25.49	26.02	26.07	24.99	29.40	29.37	28.26	29.39	0.8690
90	1	243		26.59	26.69	26.76	25.87	25.93	25.92	29.26	29.34	29.37		
90	120	60		26.61	26.74	26.85	25.91	25.97	26.07	29.28	29.38	29.49		
90	1	0		21.24	21.19	21.12	20.54	20.53	20.61	23.91	23.88	23.88		
90	1	244		21.09	21.21	21.27	20.33	20.42	20.41	23.74	23.84	23.87		
90	243	0		25.04	25.18	25.24	24.41	24.40	24.52	27.75	27.82	27.91		
90	1	1	QPSK	26.75	26.70	26.64	26.12	26.50	26.14	29.46	29.61	29.41	29.51	0.8933
90	1	243		26.64	26.69	26.76	25.92	25.91	25.96	29.31	29.33	29.39		
90	120	60		26.61	26.66	26.75	25.86	25.85	25.98	29.26	29.28	29.39		
90	1	0		20.72	20.74	20.59	20.10	20.06	20.12	23.43	23.42	23.37		
90	1	244		20.62	20.73	20.75	19.94	19.94	19.92	23.30	23.36	23.37		
90	243	0		24.59	24.64	24.69	23.85	23.85	23.95	27.25	27.27	27.35		
90	1	1	16-QAM	25.99	25.87	25.69	25.19	25.22	25.21	28.62	28.57	28.47	28.52	0.7112
90	1	1	64-QAM	23.75	23.51	23.64	23.10	22.85	23.04	26.45	26.20	26.36		
90	1	1	256-QAM	20.32	20.25	20.16	19.69	19.60	19.69	23.03	22.95	22.94		
Limit	EIRP < 1W			Result									Pass	

Part27Q NR n77 PC1.5 Maximum Average Power [dBm], DG = -0.1 dBi														
BW	RB	RB	Mod	Antenna 2			Antenna 0			Combine			EIRP	EIRP
(MHz)	Size	Offset		Lowest	Middle	Highest	Lowest	Middle	Highest	Lowest	Middle	Highest	(dBm)	(W)
100	1	1	BPSK	-	26.79	-	-	26.17	-	-	29.50	-	29.40	0.8710
100	1	271		-	26.70	-	-	25.92	-	-	29.34	-		
100	135	67		-	26.65	-	-	25.91	-	-	29.31	-		
100	1	0		-	21.20	-	-	20.56	-	-	23.90	-		
100	1	272		-	21.09	-	-	20.35	-	-	23.75	-		
100	270	0		-	25.16	-	-	24.53	-	-	27.87	-		
100	1	1	QPSK	-	26.75	-	-	26.12	-	-	29.46	-	29.36	0.8630
100	1	271		-	26.77	-	-	26.01	-	-	29.42	-		
100	135	67		-	26.58	-	-	25.82	-	-	29.23	-		
100	1	0		-	20.67	-	-	20.00	-	-	23.36	-		
100	1	272		-	20.72	-	-	19.89	-	-	23.34	-		
100	270	0		-	24.68	-	-	23.96	-	-	27.35	-		
100	1	1	16-QAM	-	25.75	-	-	25.13	-	-	28.46	-	28.36	0.6855
100	1	1	64-QAM	-	23.60	-	-	22.96	-	-	26.30	-		
100	1	1	256-QAM	-	20.82	-	-	20.24	-	-	23.55	-		
Limit	EIRP < 1W			Result									Pass	



Part27Q NR n78 PC1.5 Maximum Average Power [dBm], DG = -0.1 dBi														
BW	RB	RB	Mod	Antenna 2			Antenna 0			Combine			EIRP	EIRP
(MHz)	Size	Offset		Lowest	Middle	Highest	Lowest	Middle	Highest	Lowest	Middle	Highest	(dBm)	(W)
10	1	1	BPSK	26.43	26.70	26.65	25.97	26.03	26.01	29.22	29.39	29.35	29.29	0.8492
10	1	22		26.41	26.53	26.72	25.92	25.94	25.97	29.18	29.26	29.37		
10	12	6		26.40	26.54	26.66	25.95	26.03	26.08	29.19	29.30	29.39		
10	1	0		20.93	21.03	21.09	20.36	20.32	20.38	23.66	23.70	23.76		
10	1	23		20.81	21.00	21.11	20.22	20.28	20.35	23.54	23.67	23.76		
10	24	0		24.99	25.15	25.20	24.38	24.50	24.45	27.71	27.85	27.85		
10	1	1	QPSK	26.40	26.50	26.55	25.83	25.94	25.92	29.13	29.24	29.26	29.25	0.8414
10	1	22		26.33	26.44	26.68	25.84	25.92	25.98	29.10	29.20	29.35		
10	12	6		26.40	26.59	26.59	25.84	25.90	26.00	29.14	29.27	29.32		
10	1	0		20.41	20.45	20.51	19.80	19.87	19.93	23.13	23.18	23.24		
10	1	23		20.24	20.52	20.54	19.80	19.80	19.92	23.04	23.19	23.25		
10	24	0		24.39	24.70	24.75	23.91	23.95	23.90	27.17	27.35	27.36		
10	1	1	16-QAM	25.36	25.80	25.69	24.91	25.12	24.98	28.15	28.48	28.36	28.38	0.6887
10	1	1	64-QAM	23.57	23.45	23.52	23.03	22.73	22.82	26.32	26.12	26.19		
10	1	1	256-QAM	20.44	20.51	20.40	19.91	19.89	19.94	23.19	23.22	23.19		
Limit	EIRP < 1W			Result									Pass	

Part27Q NR n78 PC1.5 Maximum Average Power [dBm], DG = -0.1 dBi														
BW	RB	RB	Mod	Antenna 2			Antenna 0			Combine			EIRP	EIRP
(MHz)	Size	Offset		Lowest	Middle	Highest	Lowest	Middle	Highest	Lowest	Middle	Highest	(dBm)	(W)
15	1	1	BPSK	26.51	26.68	26.61	26.01	25.97	25.93	29.28	29.35	29.29	29.31	0.8531
15	1	36		26.40	26.63	26.75	25.96	26.01	25.96	29.20	29.34	29.38		
15	18	9		26.51	26.74	26.71	25.97	26.03	26.03	29.26	29.41	29.39		
15	1	0		20.96	21.03	21.01	20.38	20.38	20.36	23.69	23.73	23.71		
15	1	37		20.88	20.98	21.17	20.36	20.35	20.36	23.64	23.69	23.79		
15	36	0		25.03	25.18	25.21	24.56	24.46	24.45	27.81	27.85	27.86		
15	1	1	QPSK	26.55	26.55	26.58	25.98	25.86	25.91	29.28	29.23	29.27	29.23	0.8375
15	1	36		26.36	26.51	26.70	26.00	25.91	25.91	29.19	29.23	29.33		
15	18	9		26.48	26.66	26.62	26.00	25.94	25.93	29.26	29.33	29.30		
15	1	0		20.44	20.60	20.44	19.96	19.90	19.79	23.22	23.27	23.14		
15	1	37		20.41	20.48	20.60	19.88	19.94	19.80	23.16	23.23	23.23		
15	36	0		24.50	24.64	24.69	23.98	23.96	23.96	27.26	27.32	27.35		
15	1	1	16-QAM	25.69	25.65	25.50	25.08	24.95	25.00	28.41	28.32	28.27	28.31	0.6776
15	1	1	64-QAM	23.43	23.59	23.38	22.90	22.90	22.70	26.18	26.27	26.06		
15	1	1	256-QAM	20.42	20.56	20.37	19.90	19.86	19.67	23.18	23.23	23.04		
Limit	EIRP < 1W			Result									Pass	



Part27Q NR n78 PC1.5 Maximum Average Power [dBm], DG = -0.1 dBi														
BW	RB	RB	Mod	Antenna 2			Antenna 0			Combine			EIRP	EIRP
(MHz)	Size	Offset		Lowest	Middle	Highest	Lowest	Middle	Highest	Lowest	Middle	Highest	(dBm)	(W)
20	1	1	BPSK	26.68	26.67	26.54	26.14	26.09	25.93	29.43	29.40	29.26	29.37	0.8650
20	1	49		26.50	26.60	26.74	26.02	25.93	25.98	29.28	29.29	29.39		
20	25	12		26.66	26.79	26.68	26.17	26.11	26.11	29.43	29.47	29.41		
20	1	0		21.02	21.09	20.98	20.46	20.42	20.17	23.76	23.78	23.60		
20	1	50		20.84	20.93	21.12	20.33	20.29	20.33	23.60	23.63	23.75		
20	50	0		25.11	25.17	25.17	24.56	24.54	24.47	27.85	27.88	27.84		
20	1	1	QPSK	26.63	26.67	26.58	26.04	25.98	25.97	29.36	29.35	29.30	29.34	0.8590
20	1	49		26.45	26.62	26.66	26.00	25.91	25.95	29.24	29.29	29.33		
20	25	12		26.48	26.88	26.67	26.07	25.93	25.94	29.29	29.44	29.33		
20	1	0		20.48	20.58	20.37	19.94	19.89	19.71	23.23	23.26	23.06		
20	1	50		20.38	20.47	20.55	19.93	19.81	19.81	23.17	23.16	23.21		
20	50	0		24.55	24.62	24.66	24.00	23.91	23.91	27.29	27.29	27.31		
20	1	1	16-QAM	25.73	25.73	25.61	25.22	25.05	25.00	28.49	28.41	28.33	28.39	0.6902
20	1	1	64-QAM	23.42	23.47	23.38	23.01	22.84	22.69	26.23	26.18	26.06		
20	1	1	256-QAM	20.27	20.61	20.26	19.71	19.86	19.70	23.01	23.26	23.00		
Limit	EIRP < 1W			Result									Pass	

Part27Q NR n78 PC1.5 Maximum Average Power [dBm], DG = -0.1 dBi														
BW	RB	RB	Mod	Antenna 2			Antenna 0			Combine			EIRP	EIRP
(MHz)	Size	Offset		Lowest	Middle	Highest	Lowest	Middle	Highest	Lowest	Middle	Highest	(dBm)	(W)
25	1	1	BPSK	26.64	26.83	26.45	26.07	25.99	25.83	29.37	29.44	29.16	29.34	0.8590
25	1	63		26.61	26.59	26.74	26.06	25.86	25.84	29.35	29.25	29.32		
25	32	16		26.65	26.79	26.67	26.08	26.03	25.82	29.38	29.44	29.28		
25	1	0		21.08	21.15	20.86	20.42	20.43	20.19	23.77	23.82	23.55		
25	1	64		21.05	21.07	21.09	20.45	20.26	20.13	23.77	23.69	23.65		
25	64	0		25.17	25.17	25.07	24.46	24.47	24.31	27.84	27.84	27.72		
25	1	1	QPSK	26.61	26.64	26.41	26.00	26.00	25.69	29.33	29.34	29.08	29.25	0.8414
25	1	63		26.58	26.70	26.74	26.09	25.89	25.84	29.35	29.32	29.32		
25	32	16		26.55	26.73	26.59	26.01	25.91	25.72	29.30	29.35	29.19		
25	1	0		20.59	20.65	20.41	19.95	19.94	19.71	23.29	23.32	23.08		
25	1	64		20.47	20.47	20.58	20.00	19.77	19.72	23.25	23.14	23.18		
25	64	0		24.61	24.77	24.51	24.00	23.98	23.76	27.33	27.40	27.16		
25	1	1	16-QAM	25.84	25.83	25.61	25.19	25.07	24.89	28.54	28.48	28.28	28.44	0.6982
25	1	1	64-QAM	23.58	23.61	23.34	23.02	22.84	22.71	26.32	26.25	26.05		
25	1	1	256-QAM	20.21	20.27	20.34	19.70	19.59	19.49	22.97	22.95	22.95		
Limit	EIRP < 1W			Result									Pass	



Part27Q NR n78 PC1.5 Maximum Average Power [dBm], DG = -0.1 dBi														
BW	RB	RB	Mod	Antenna 2			Antenna 0			Combine			EIRP	EIRP
(MHz)	Size	Offset		Lowest	Middle	Highest	Lowest	Middle	Highest	Lowest	Middle	Highest	(dBm)	(W)
30	1	1	BPSK	26.60	26.70	26.51	25.97	25.98	25.97	29.31	29.37	29.26	29.30	0.8511
30	1	76		26.57	26.57	26.72	25.82	25.78	25.98	29.22	29.20	29.38		
30	36	18		26.61	26.72	26.70	25.99	26.04	26.03	29.32	29.40	29.39		
30	1	0		20.95	21.11	20.93	20.27	20.41	20.31	23.63	23.78	23.64		
30	1	77		20.92	20.83	21.19	20.17	20.21	20.25	23.57	23.54	23.76		
30	75	0		25.08	25.24	25.21	24.44	24.46	24.47	27.78	27.88	27.87		
30	1	1	QPSK	26.45	26.75	26.52	25.91	25.87	25.92	29.20	29.34	29.24	29.30	0.8511
30	1	76		26.40	26.47	26.79	25.78	25.78	25.95	29.11	29.15	29.40		
30	36	18		26.47	26.74	26.65	25.95	25.97	25.94	29.23	29.38	29.32		
30	1	0		20.44	20.66	20.48	19.81	19.98	19.88	23.15	23.34	23.20		
30	1	77		20.43	20.40	20.71	19.74	19.67	19.81	23.11	23.06	23.29		
30	75	0		24.47	24.61	24.62	23.91	23.99	23.94	27.21	27.32	27.30		
30	1	1	16-QAM	25.51	25.84	25.61	24.93	25.18	24.91	28.24	28.53	28.28	28.43	0.6966
30	1	1	64-QAM	23.51	23.70	23.40	22.84	23.01	22.75	26.20	26.38	26.10		
30	1	1	256-QAM	20.55	20.40	20.21	19.92	19.70	19.51	23.26	23.07	22.88		
Limit	EIRP < 1W			Result									Pass	

Part27Q NR n78 PC1.5 Maximum Average Power [dBm], DG = -0.1 dBi														
BW	RB	RB	Mod	Antenna 2			Antenna 0			Combine			EIRP	EIRP
(MHz)	Size	Offset		Lowest	Middle	Highest	Lowest	Middle	Highest	Lowest	Middle	Highest	(dBm)	(W)
40	1	1	BPSK	26.62	26.54	26.49	25.92	25.97	25.81	29.29	29.27	29.17	29.33	0.8570
40	1	104		26.61	26.43	26.64	25.91	25.73	25.74	29.28	29.10	29.22		
40	50	25		26.67	26.74	26.61	26.07	26.07	25.89	29.39	29.43	29.28		
40	1	0		20.95	21.02	20.88	20.34	20.35	20.20	23.67	23.71	23.56		
40	1	105		21.08	20.73	21.03	20.31	20.08	20.07	23.72	23.43	23.59		
40	100	0		25.11	25.10	25.04	24.53	24.51	24.28	27.84	27.83	27.69		
40	1	1	QPSK	26.66	26.61	26.49	26.00	25.93	25.81	29.35	29.29	29.17	29.25	0.8414
40	1	104		26.57	26.33	26.55	25.85	25.65	25.78	29.24	29.01	29.19		
40	50	25		26.53	26.71	26.47	26.03	25.91	25.81	29.30	29.34	29.16		
40	1	0		20.52	20.52	20.45	19.96	19.81	19.75	23.26	23.19	23.12		
40	1	105		20.58	20.22	20.53	19.82	19.64	19.67	23.23	22.95	23.13		
40	100	0		24.61	24.74	24.50	23.94	23.94	23.82	27.30	27.37	27.18		
40	1	1	16-QAM	25.54	25.62	25.57	24.94	24.99	24.91	28.26	28.33	28.26	28.23	0.6653
40	1	1	64-QAM	23.57	22.92	23.48	23.01	22.23	22.88	26.31	25.60	26.20		
40	1	1	256-QAM	20.44	20.17	20.15	19.81	19.50	19.52	23.15	22.86	22.86		
Limit	EIRP < 1W			Result									Pass	



Part27Q NR n78 PC1.5 Maximum Average Power [dBm], DG = -0.1 dBi														
BW	RB	RB	Mod	Antenna 2			Antenna 0			Combine			EIRP	EIRP
(MHz)	Size	Offset		Lowest	Middle	Highest	Lowest	Middle	Highest	Lowest	Middle	Highest	(dBm)	(W)
50	1	1	BPSK	26.50	26.67	26.70	25.95	26.04	25.94	29.24	29.38	29.35	29.44	0.8790
50	1	131		26.70	26.53	26.62	25.00	25.82	25.81	28.94	29.20	29.24		
50	64	32		26.77	26.86	26.69	26.05	26.17	25.95	29.44	29.54	29.35		
50	1	0		21.10	21.03	21.13	20.39	20.45	20.31	23.77	23.76	23.75		
50	1	132		21.15	20.91	21.11	20.40	20.25	20.22	23.80	23.60	23.70		
50	128	0		25.20	25.17	25.16	24.52	24.53	24.39	27.88	27.87	27.80		
50	1	1	QPSK	26.70	26.68	26.62	25.93	26.07	25.99	29.34	29.40	29.33	29.42	0.8750
50	1	131		26.73	26.52	26.73	25.95	25.88	25.90	29.37	29.22	29.35		
50	64	32		26.71	26.85	26.61	26.07	26.13	25.96	29.41	29.52	29.31		
50	1	0		20.49	20.53	20.62	19.90	19.99	19.93	23.22	23.28	23.30		
50	1	132		20.65	20.35	20.61	19.91	19.78	19.72	23.31	23.08	23.20		
50	128	0		24.62	24.70	24.57	24.02	24.01	23.91	27.34	27.38	27.26		
50	1	1	16-QAM	25.79	25.75	25.72	25.11	25.18	24.99	28.47	28.48	28.38	28.38	0.6887
50	1	1	64-QAM	23.56	23.65	23.71	22.98	23.01	22.99	26.29	26.35	26.38		
50	1	1	256-QAM	20.51	20.22	20.51	19.84	19.61	19.84	23.20	22.94	23.20		
Limit	EIRP < 1W			Result									Pass	

Part27Q NR n78 PC1.5 Maximum Average Power [dBm], DG = -0.1 dBi														
BW	RB	RB	Mod	Antenna 2			Antenna 0			Combine			EIRP	EIRP
(MHz)	Size	Offset		Lowest	Middle	Highest	Lowest	Middle	Highest	Lowest	Middle	Highest	(dBm)	(W)
60	1	1	BPSK	26.50	26.39	26.48	25.92	25.75	25.83	29.23	29.09	29.18	29.13	0.8185
60	1	160		26.42	26.34	26.49	25.77	25.69	25.74	29.12	29.04	29.14		
60	81	40		26.52	26.50	26.38	25.77	25.81	25.73	29.17	29.18	29.08		
60	1	0		20.91	20.81	20.98	20.29	20.14	20.24	23.62	23.50	23.64		
60	1	161		20.81	20.79	20.99	20.26	20.07	20.14	23.55	23.46	23.60		
60	162	0		25.06	25.00	24.97	24.35	24.35	24.30	27.73	27.70	27.66		
60	1	1	QPSK	26.48	26.48	26.61	25.79	25.99	25.94	29.16	29.25	29.30	29.20	0.8318
60	1	160		26.42	26.49	26.55	25.67	25.61	25.72	29.07	29.08	29.17		
60	81	40		26.44	26.39	26.31	25.67	25.74	25.66	29.08	29.09	29.01		
60	1	0		20.31	20.41	20.46	19.79	19.79	19.91	23.07	23.12	23.20		
60	1	161		20.39	20.30	20.49	19.57	19.56	19.57	23.01	22.96	23.06		
60	162	0		24.52	24.36	24.44	23.82	23.79	23.80	27.19	27.09	27.14		
60	1	1	16-QAM	25.37	25.34	25.70	24.85	24.72	25.05	28.13	28.05	28.40	28.30	0.6761
60	1	1	64-QAM	23.47	23.32	23.62	22.61	22.79	22.94	26.07	26.07	26.30		
60	1	1	256-QAM	20.13	20.26	20.51	19.89	19.70	19.77	23.02	23.00	23.17		
Limit	EIRP < 1W			Result									Pass	



Part27Q NR n78 PC1.5 Maximum Average Power [dBm], DG = -0.1 dBi														
BW	RB	RB	Mod	Antenna 2			Antenna 0			Combine			EIRP	EIRP
(MHz)	Size	Offset		Lowest	Middle	Highest	Lowest	Middle	Highest	Lowest	Middle	Highest	(dBm)	(W)
70	1	1	BPSK	26.59	26.48	26.62	25.94	25.87	26.00	29.29	29.20	29.33	29.34	0.8590
70	1	187		26.36	26.48	26.62	25.77	25.82	25.94	29.09	29.17	29.30		
70	90	45		26.59	26.71	26.74	25.96	25.99	26.10	29.30	29.38	29.44		
70	1	0		21.00	20.82	21.03	20.43	20.35	20.36	23.73	23.60	23.72		
70	1	188		20.82	20.94	21.03	20.23	20.21	20.26	23.55	23.60	23.67		
70	180	0		25.00	25.06	25.19	24.37	24.41	24.45	27.71	27.76	27.85		
70	1	1	QPSK	26.53	26.48	26.50	25.93	25.93	25.94	29.25	29.22	29.24	29.24	0.8395
70	1	187		26.33	26.52	26.56	25.81	25.78	25.84	29.09	29.18	29.23		
70	90	45		26.47	26.63	26.61	25.87	25.91	26.02	29.19	29.30	29.34		
70	1	0		20.54	20.31	20.49	19.87	19.79	19.91	23.23	23.07	23.22		
70	1	188		20.24	20.30	20.57	19.75	19.72	19.76	23.01	23.03	23.19		
70	180	0		24.45	24.61	24.67	23.87	23.85	24.04	27.18	27.26	27.38		
70	1	1	16-QAM	25.45	25.52	25.71	24.93	25.03	25.07	28.21	28.29	28.41	28.31	0.6776
70	1	1	64-QAM	23.51	23.24	23.42	22.86	22.83	22.87	26.21	26.05	26.16		
70	1	1	256-QAM	20.14	20.07	20.21	19.52	19.59	19.63	22.85	22.85	22.94		
Limit	EIRP < 1W			Result									Pass	

Part27Q NR n78 PC1.5 Maximum Average Power [dBm], DG = -0.1 dBi														
BW	RB	RB	Mod	Antenna 2			Antenna 0			Combine			EIRP	EIRP
(MHz)	Size	Offset		Lowest	Middle	Highest	Lowest	Middle	Highest	Lowest	Middle	Highest	(dBm)	(W)
80	1	1	BPSK	26.64	26.49	26.65	26.12	26.00	26.00	29.40	29.26	29.35	29.33	0.8570
80	1	215		26.52	26.59	26.70	25.91	25.94	25.92	29.24	29.29	29.34		
80	108	54		26.74	26.71	26.61	26.07	26.02	25.91	29.43	29.39	29.28		
80	1	0		21.08	20.94	20.94	20.48	20.34	20.43	23.80	23.66	23.70		
80	1	216		20.89	20.96	21.08	20.26	20.27	20.32	23.60	23.64	23.73		
80	216	0		25.06	25.12	25.11	24.48	24.38	24.43	27.79	27.78	27.79		
80	1	1	QPSK	26.70	26.48	26.60	26.19	25.97	25.60	29.46	29.24	29.14	29.36	0.8630
80	1	215		26.56	26.57	26.79	25.97	25.97	25.97	29.29	29.29	29.41		
80	108	54		26.61	26.55	26.64	26.04	25.92	25.85	29.34	29.26	29.27		
80	1	0		20.57	20.55	20.46	20.01	19.97	19.95	23.31	23.28	23.22		
80	1	216		20.47	20.50	20.70	19.79	19.78	19.83	23.15	23.17	23.30		
80	216	0		24.53	24.51	24.54	23.94	23.84	23.94	27.26	27.20	27.26		
80	1	1	16-QAM	25.76	25.54	25.58	25.14	24.94	24.91	28.47	28.26	28.27	28.37	0.6871
80	1	1	64-QAM	23.49	23.28	23.38	22.97	22.79	22.74	26.25	26.05	26.08		
80	1	1	256-QAM	20.31	20.10	20.42	19.73	19.57	19.76	23.04	22.85	23.11		
Limit	EIRP < 1W			Result									Pass	



Part27Q NR n78 PC1.5 Maximum Average Power [dBm], DG = -0.1 dBi														
BW	RB	RB	Mod	Antenna 2			Antenna 0			Combine			EIRP	EIRP
(MHz)	Size	Offset		Lowest	Middle	Highest	Lowest	Middle	Highest	Lowest	Middle	Highest	(dBm)	(W)
90	1	1	BPSK	26.67	26.64	26.51	26.08	26.02	26.07	29.40	29.35	29.31	29.33	0.8570
90	1	243		26.62	26.61	26.70	25.92	25.95	25.94	29.29	29.30	29.35		
90	120	60		26.61	26.68	26.73	25.92	25.93	26.08	29.29	29.33	29.43		
90	1	0		21.26	21.16	21.06	20.59	20.55	21.61	23.95	23.88	24.35		
90	1	244		21.07	21.15	21.25	20.40	20.43	20.45	23.76	23.82	23.88		
90	243	0		24.97	25.12	25.12	24.31	24.39	24.57	27.66	27.78	27.86		
90	1	1	QPSK	26.64	26.44	26.56	26.06	26.02	25.95	29.37	29.25	29.28	29.27	0.8453
90	1	243		26.45	26.53	26.61	25.89	25.85	25.84	29.19	29.21	29.25		
90	120	60		26.54	26.57	26.65	25.81	25.86	25.92	29.20	29.24	29.31		
90	1	0		20.76	20.51	20.51	20.12	19.98	20.06	23.46	23.26	23.30		
90	1	244		20.59	20.61	20.66	19.96	19.85	19.92	23.30	23.26	23.32		
90	243	0		24.52	24.57	24.64	23.79	23.82	24.97	27.18	27.22	27.82		
90	1	1	16-QAM	25.86	25.74	25.79	25.21	25.22	25.20	28.56	28.50	28.52	28.46	0.7015
90	1	1	64-QAM	23.64	23.32	23.43	22.99	22.91	22.87	26.34	26.13	26.17		
90	1	1	256-QAM	20.57	20.47	20.51	19.93	19.91	19.91	23.27	23.21	23.23		
Limit	EIRP < 1W			Result									Pass	

Part27Q NR n78 PC1.5 Maximum Average Power [dBm], DG = -0.1 dBi														
BW	RB	RB	Mod	Antenna 2			Antenna 0			Combine			EIRP	EIRP
(MHz)	Size	Offset		Lowest	Middle	Highest	Lowest	Middle	Highest	Lowest	Middle	Highest	(dBm)	(W)
100	1	1	BPSK	-	26.74	-	-	26.10	-	-	29.44	-	29.34	0.8590
100	1	271		-	26.72	-	-	25.96	-	-	29.37	-		
100	135	67		-	26.51	-	-	25.84	-	-	29.20	-		
100	1	0		-	21.06	-	-	20.48	-	-	23.79	-		
100	1	272		-	21.07	-	-	20.37	-	-	23.74	-		
100	270	0		-	25.12	-	-	24.41	-	-	27.79	-		
100	1	1	QPSK	-	26.83	-	-	26.12	-	-	29.50	-	29.40	0.8710
100	1	271		-	26.78	-	-	25.96	-	-	29.40	-		
100	135	67		-	26.43	-	-	25.72	-	-	29.10	-		
100	1	0		-	20.65	-	-	20.05	-	-	23.37	-		
100	1	272		-	20.64	-	-	19.87	-	-	23.28	-		
100	270	0		-	24.54	-	-	23.92	-	-	27.25	-		
100	1	1	16-QAM	-	25.76	-	-	25.07	-	-	28.44	-	28.34	0.6823
100	1	1	64-QAM	-	23.65	-	-	23.03	-	-	26.36	-		
100	1	1	256-QAM	-	20.57	-	-	20.02	-	-	23.31	-		
Limit	EIRP < 1W			Result									Pass	



FR1 n7

<SISO Mode>

Peak-to-Average Ratio

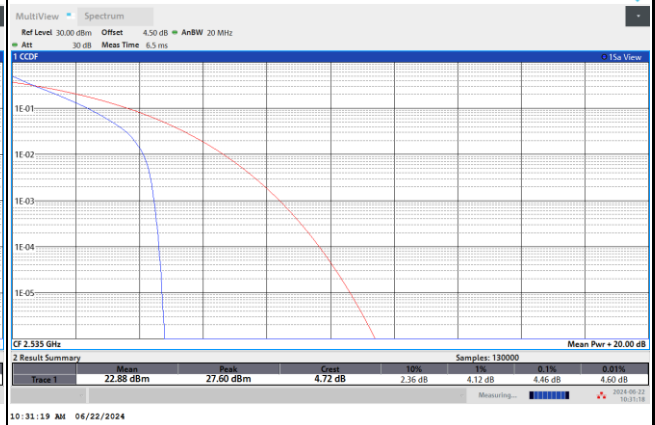
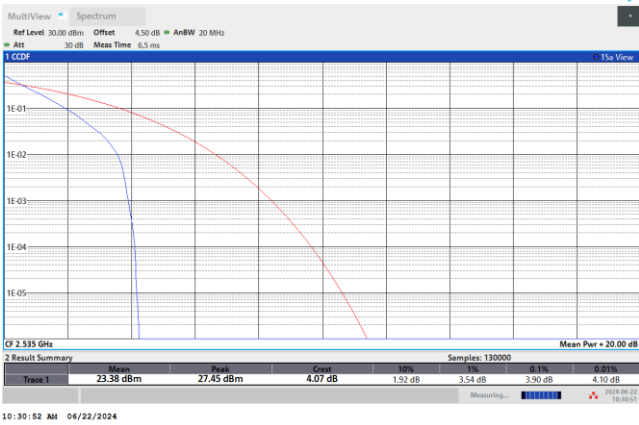
Mode	FR1 n7 / 20MHz / DFT-S OFDM				
Mod.	PI/2 BPSK	QPSK	16QAM	64QAM	Limit: 13dB
RB Size	Full RB	Full RB	Full RB	Full RB	Result
Middle CH	3.90	4.46	5.42	5.86	PASS
Mode	FR1 n7 / 20MHz / DFT-S OFDM				
Mod.	256QAM				Limit: 13dB
RB Size	Full RB				Result
Middle CH	6.66				PASS



FR1 n7 / 20MHz / DFT-S OFDM / Middle Channel / Full RB

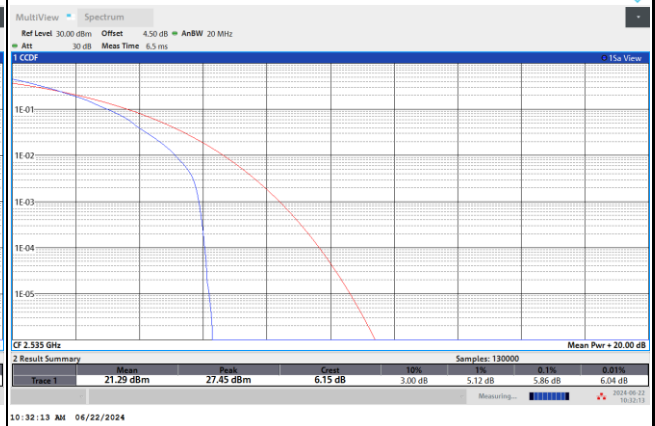
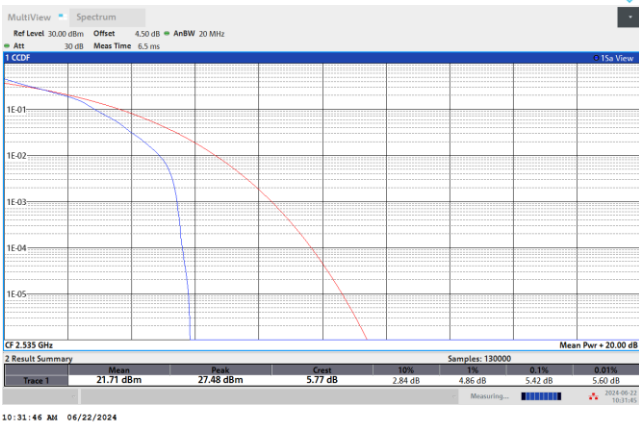
PI/2 BPSK

QPSK

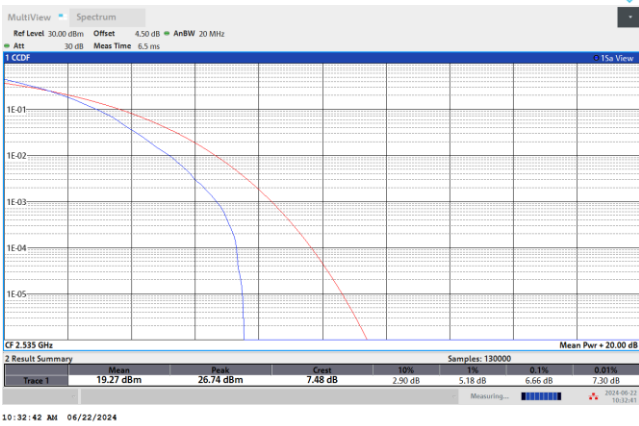


16QAM

64QAM



256QAM





26dB Bandwidth

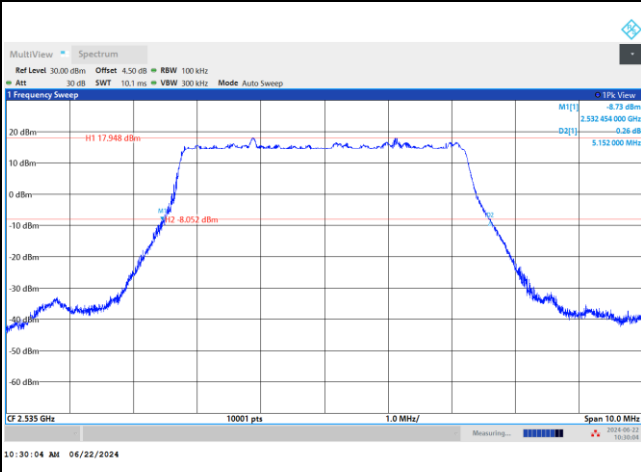
Mode	FR1 n7 : 26dB BW(MHz) / DFT-S OFDM							
BW	5MHz		10MHz		15MHz		20MHz	
Mod.	PI/2 BPSK		PI/2 BPSK		PI/2 BPSK		PI/2 BPSK	
Middle CH	5.15		9.82		14.52		19.33	
BW	25MHz		30MHz		35MHz		40MHz	
Mod.	PI/2 BPSK		PI/2 BPSK		PI/2 BPSK		PI/2 BPSK	
Middle CH	24.43		31.01		34.62		41.13	

Mode	FR1 n7 : 26dB BW(MHz) / CP OFDM							
BW	5MHz		10MHz		15MHz		20MHz	
Mod.	QPSK	16QAM	QPSK	16QAM	QPSK	16QAM	QPSK	16QAM
Middle CH	5.36	5.30	10.37	10.27	15.30	15.35	20.48	20.60
Mod.	64QAM	256QAM	64QAM	256QAM	64QAM	256QAM	64QAM	256QAM
Middle CH	5.22	5.23	10.28	10.36	15.37	15.33	20.50	20.44
BW	25MHz		30MHz		35MHz		40MHz	
Mod.	QPSK	16QAM	QPSK	16QAM	QPSK	16QAM	QPSK	16QAM
Middle CH	25.28	25.39	31.27	31.12	36.21	36.32	41.26	41.17
Mod.	64QAM	256QAM	64QAM	256QAM	64QAM	256QAM	64QAM	256QAM
Middle CH	25.29	25.23	31.85	31.01	36.48	36.03	41.24	41.11



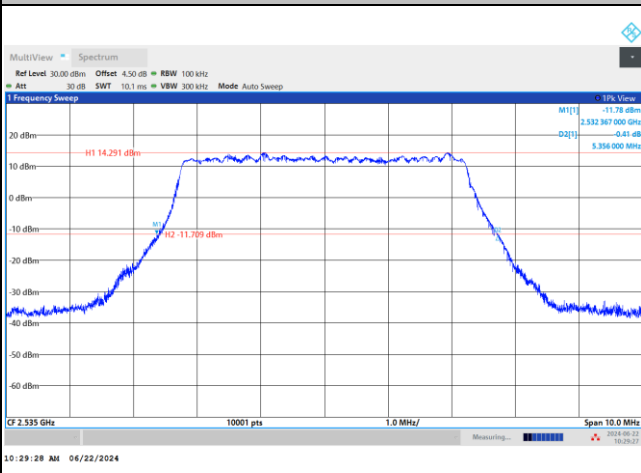
FR1 n7 / 5MHz / DFT-S OFDM / Middle Channel / Full RB

PI/2 BPSK

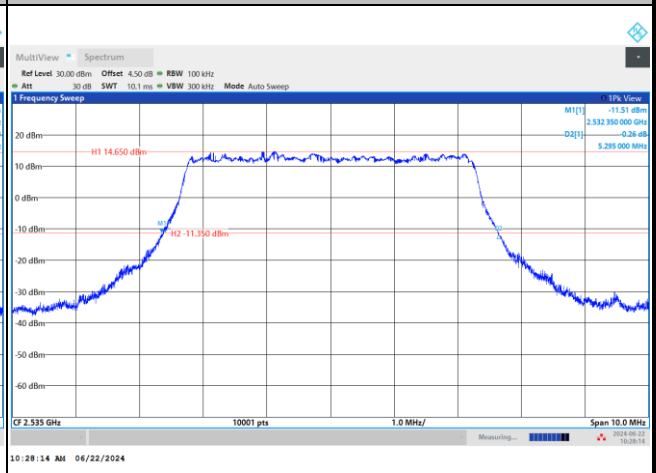


FR1 n7 / 5MHz / CP OFDM / Middle Channel / Full RB

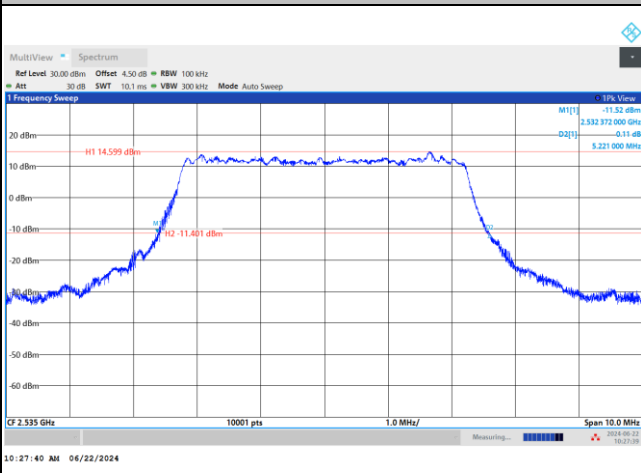
QPSK



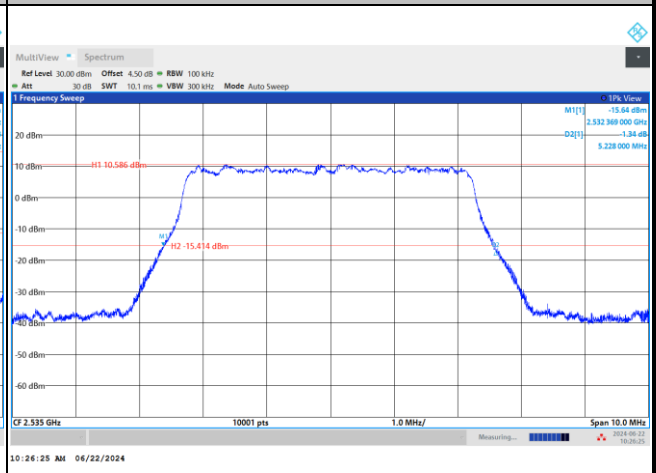
16QAM



64QAM



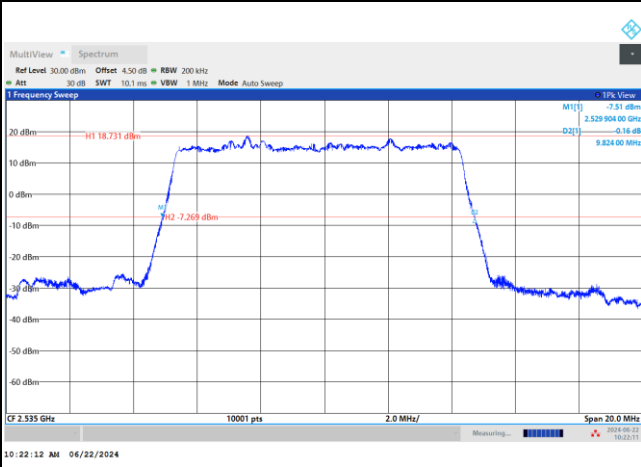
256QAM





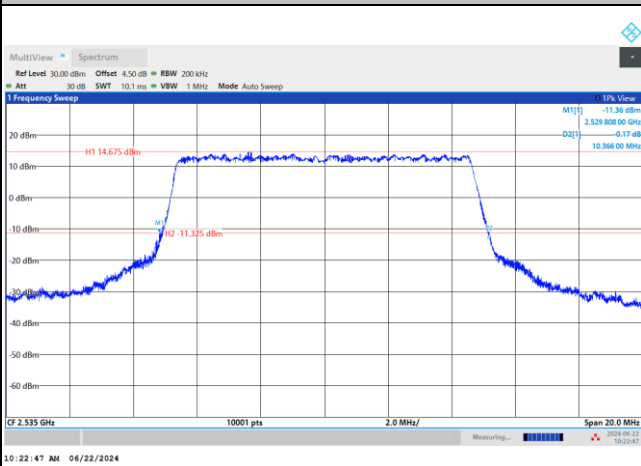
FR1 n7 / 10MHz / DFT-S OFDM / Middle Channel / Full RB

PI/2 BPSK

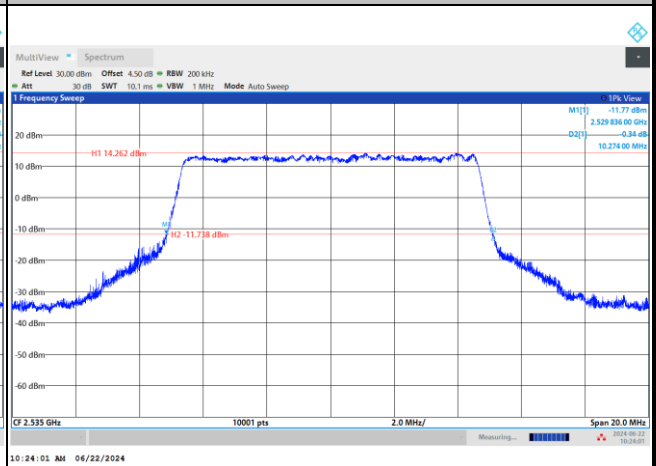


FR1 n7 / 10MHz / CP OFDM / Middle Channel / Full RB

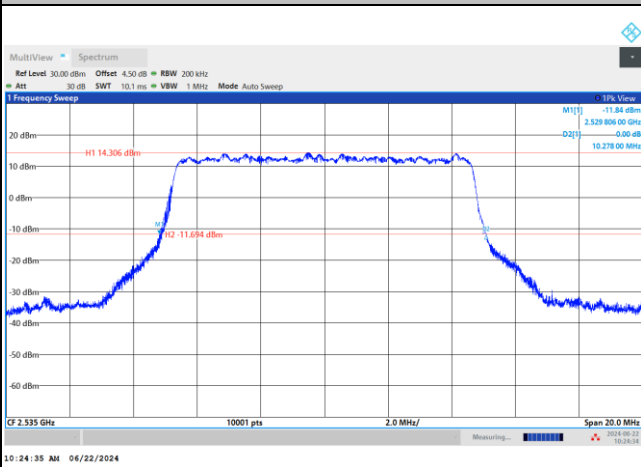
QPSK



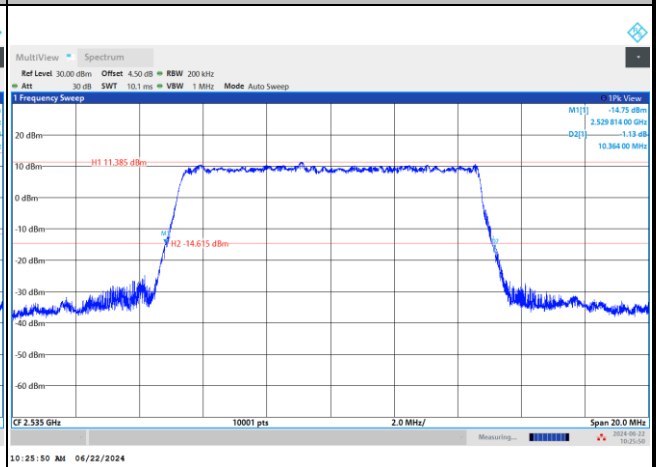
16QAM



64QAM



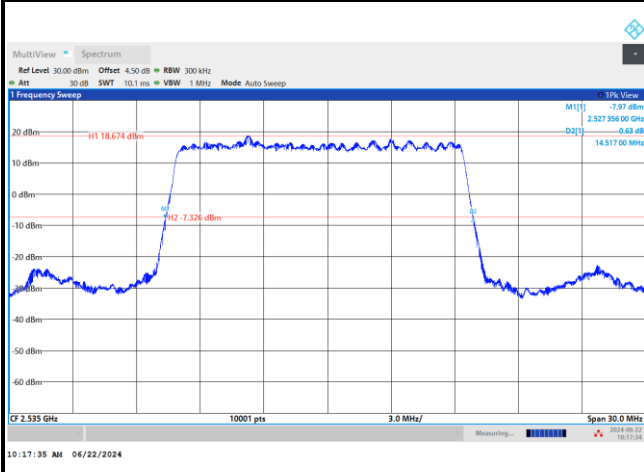
256QAM





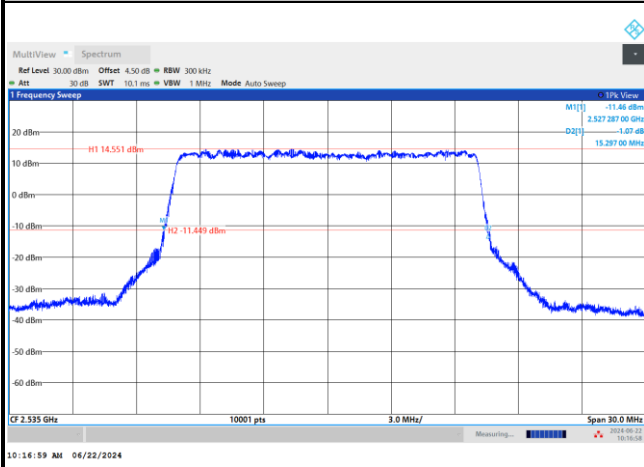
FR1 n7 / 15MHz / DFT-S OFDM / Middle Channel / Full RB

PI/2 BPSK

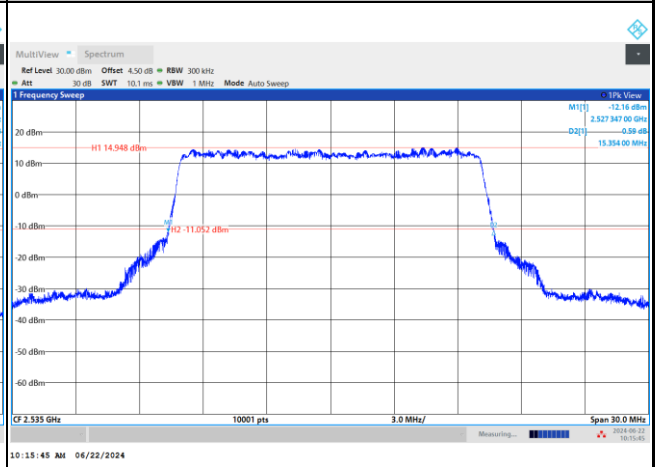


FR1 n7 / 15MHz / CP OFDM / Middle Channel / Full RB

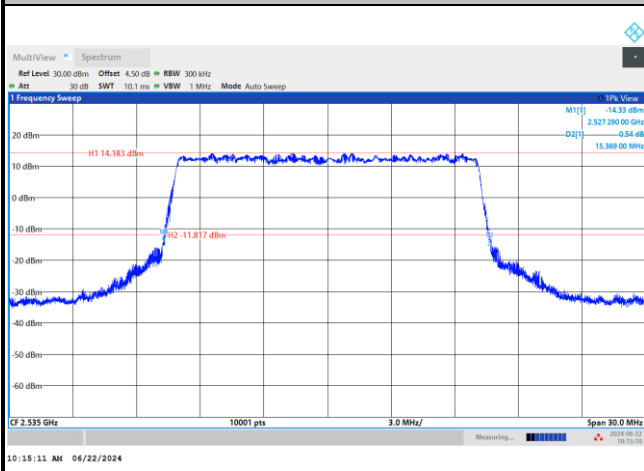
QPSK



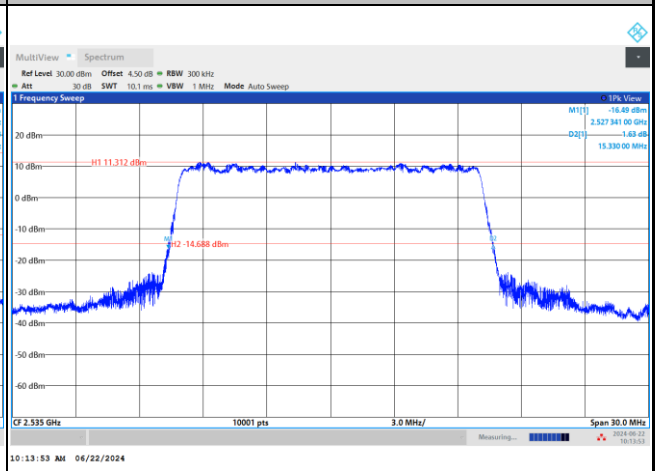
16QAM



64QAM



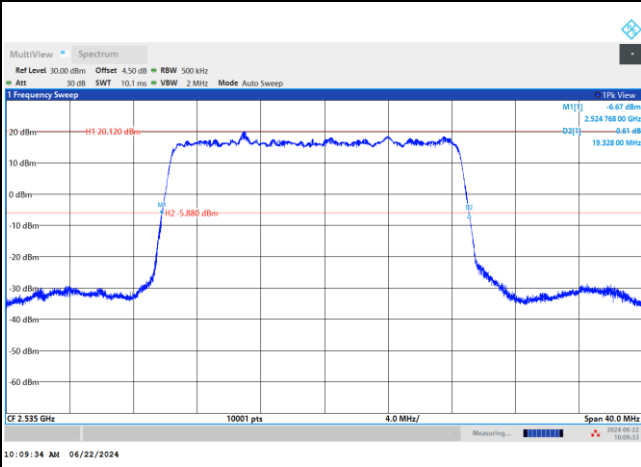
256QAM





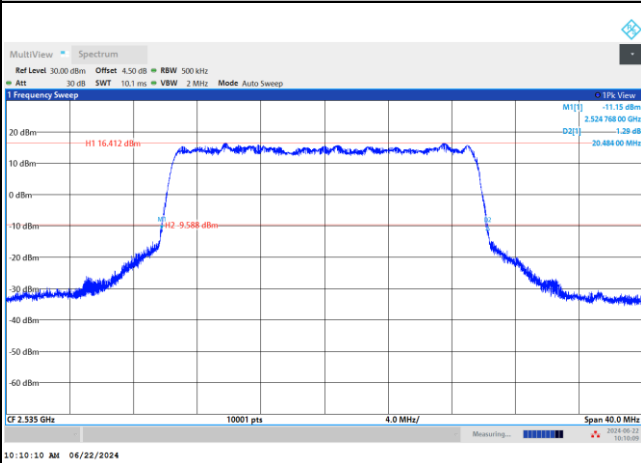
FR1 n7 / 20MHz / DFT-S OFDM / Middle Channel / Full RB

PI/2 BPSK

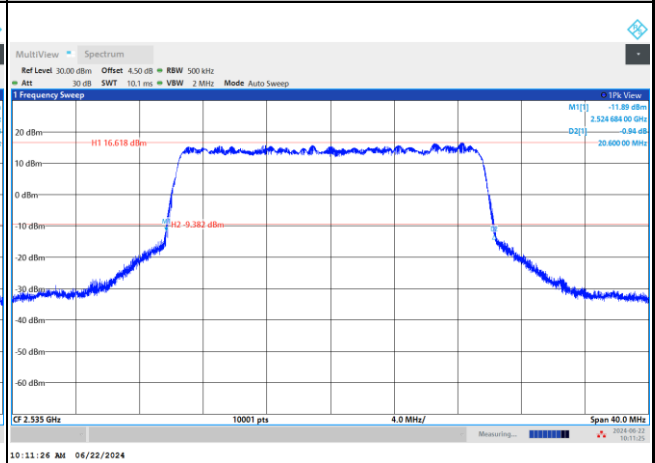


FR1 n7 / 20MHz / CP OFDM / Middle Channel / Full RB

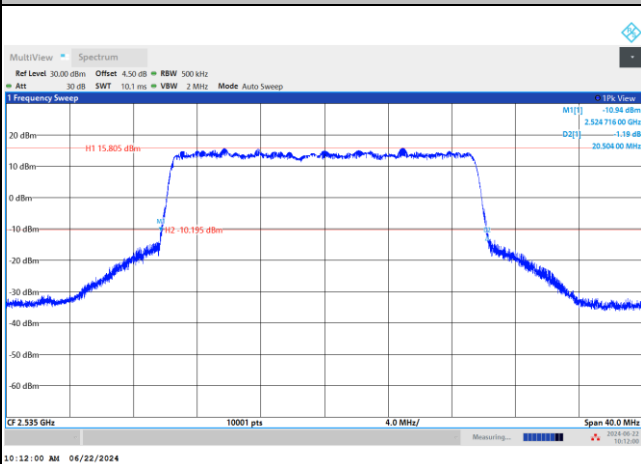
QPSK



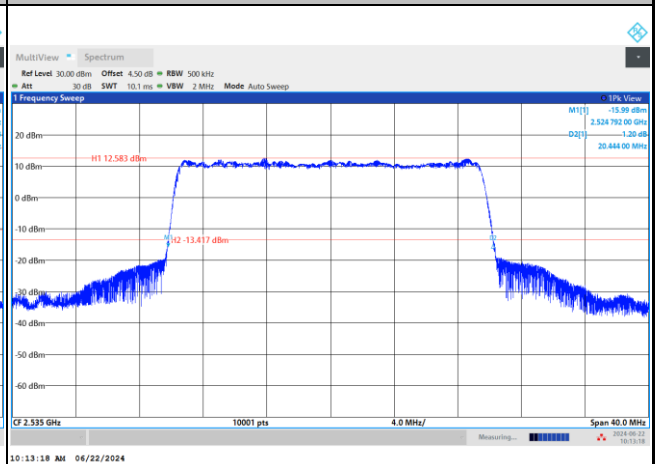
16QAM



64QAM



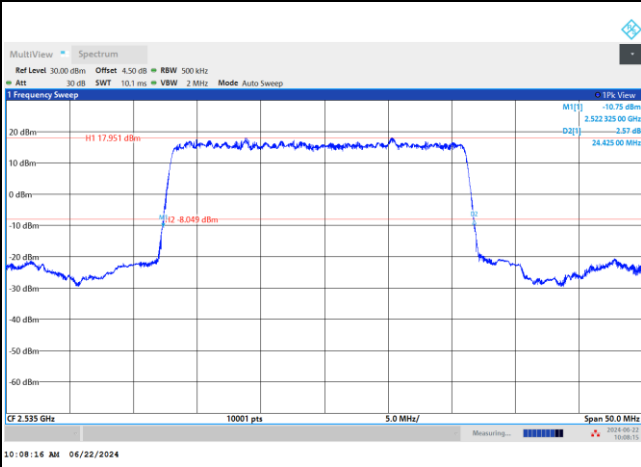
256QAM





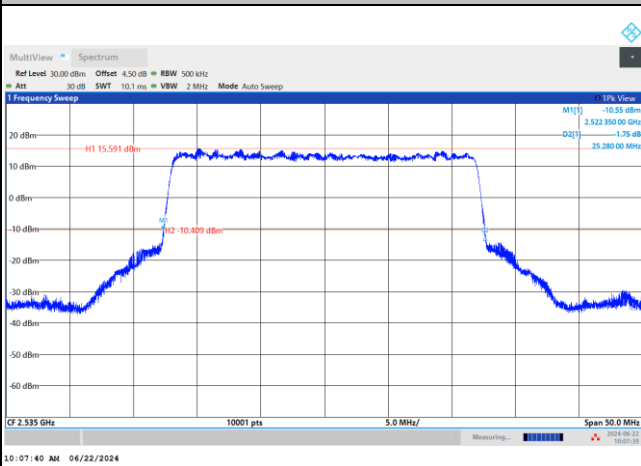
FR1 n7 / 25MHz / DFT-S OFDM / Middle Channel / Full RB

PI/2 BPSK

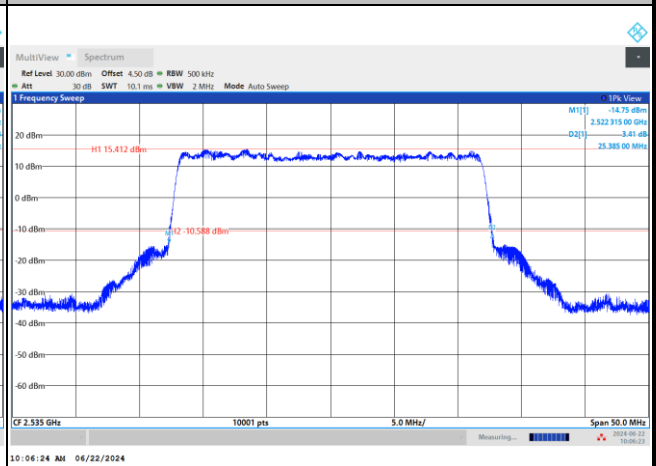


FR1 n7 / 25MHz / CP OFDM / Middle Channel / Full RB

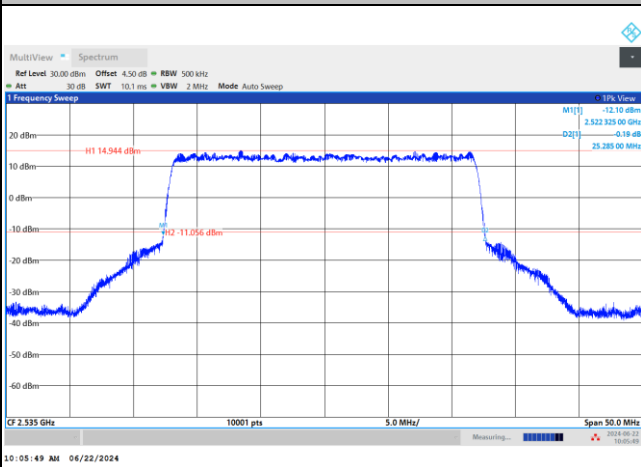
QPSK



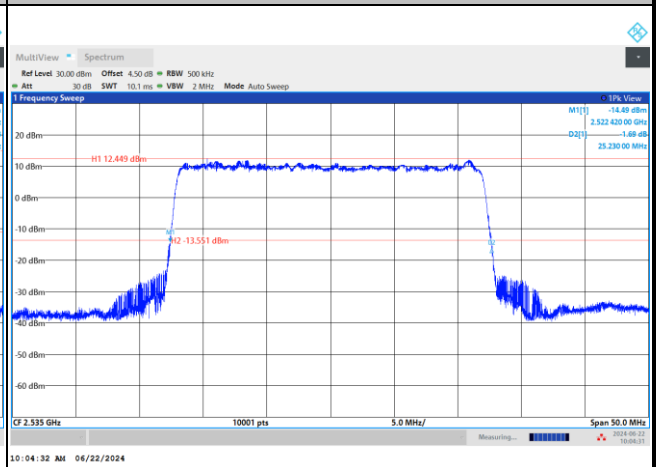
16QAM



64QAM



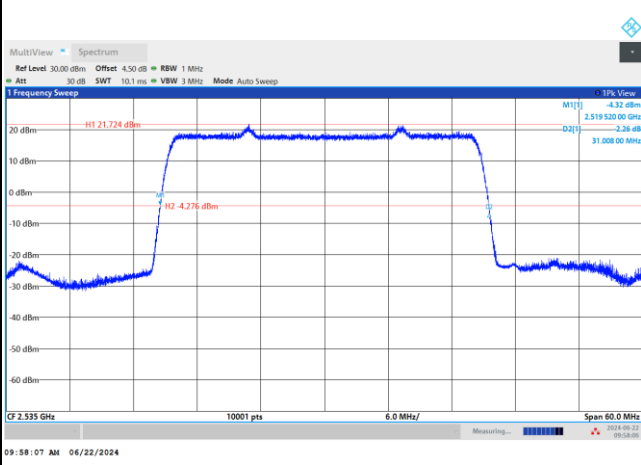
256QAM





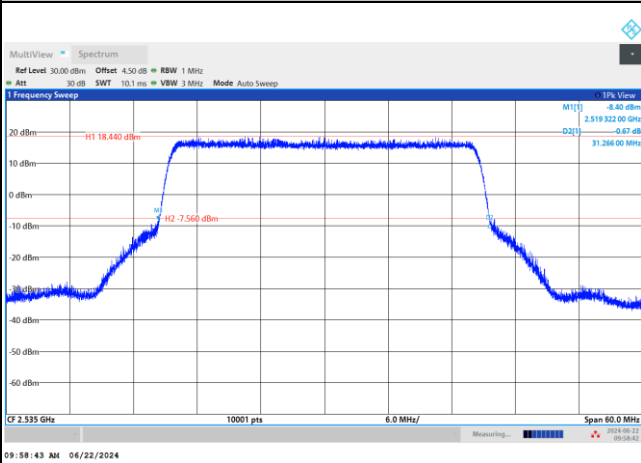
FR1 n7 / 30MHz / DFT-S OFDM / Middle Channel / Full RB

PI/2 BPSK

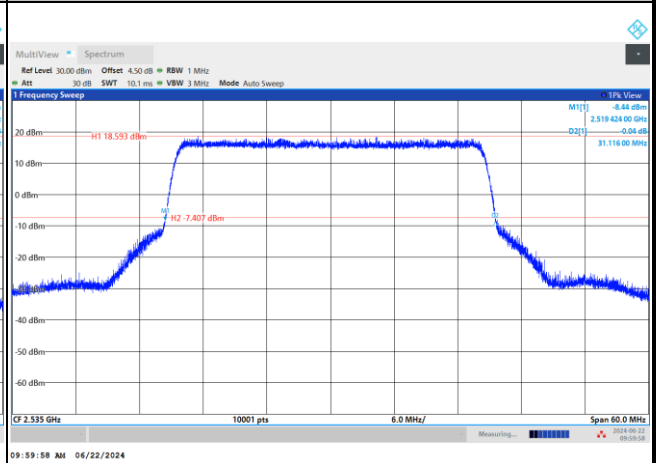


FR1 n7 / 30MHz / CP OFDM / Middle Channel / Full RB

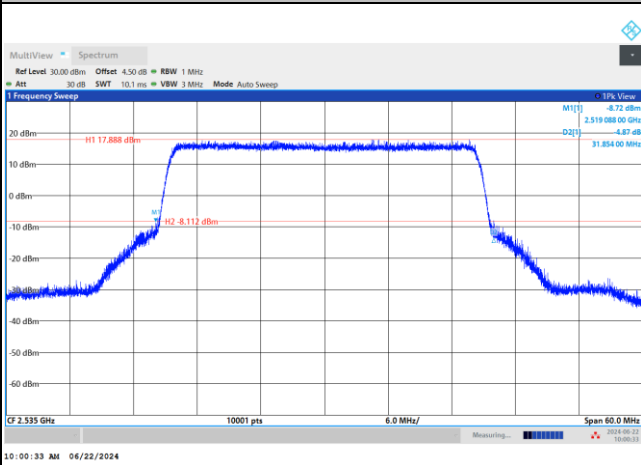
QPSK



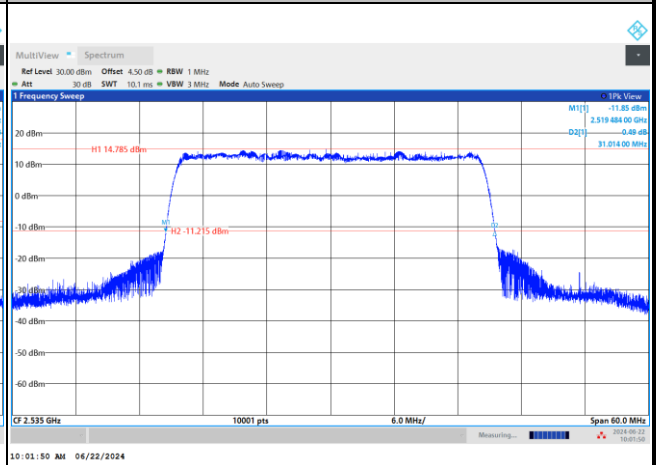
16QAM



64QAM



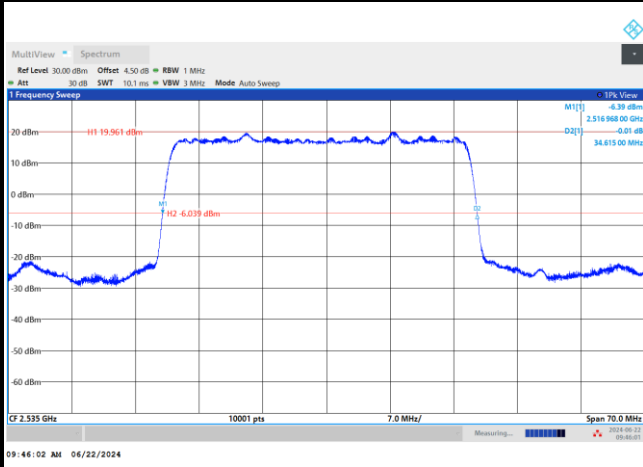
256QAM





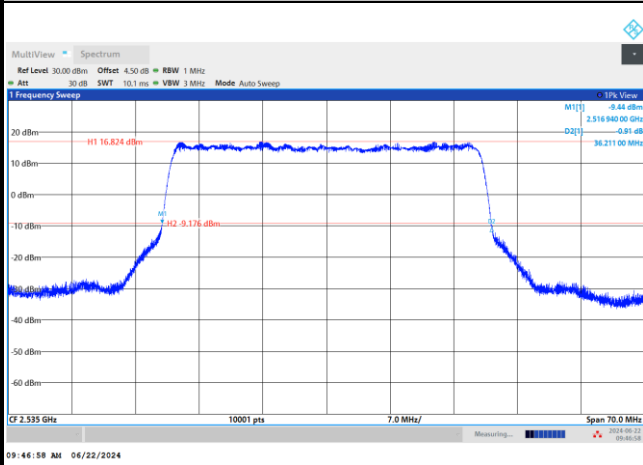
FR1 n7 / 35MHz / DFT-S OFDM / Middle Channel / Full RB

PI/2 BPSK

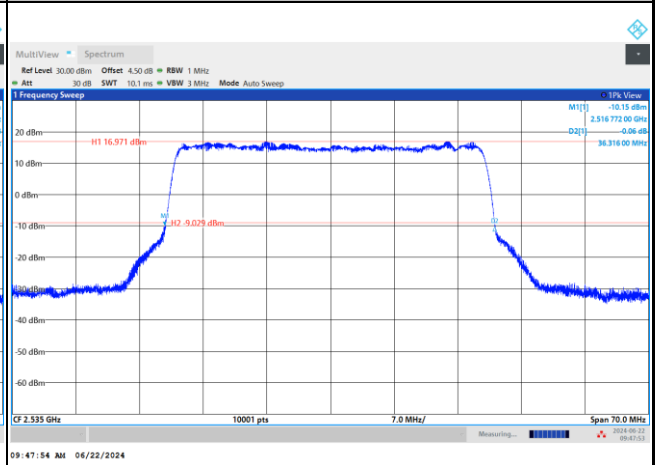


FR1 n7 / 35MHz / CP OFDM / Middle Channel / Full RB

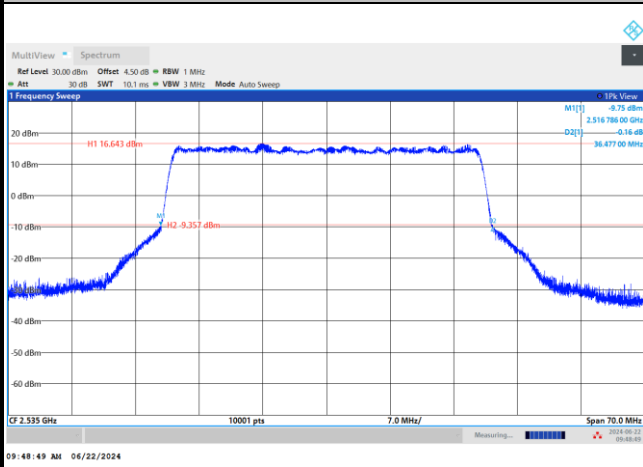
QPSK



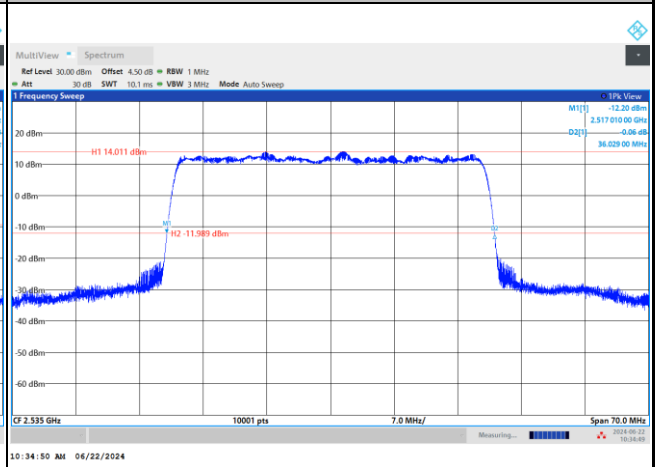
16QAM



64QAM



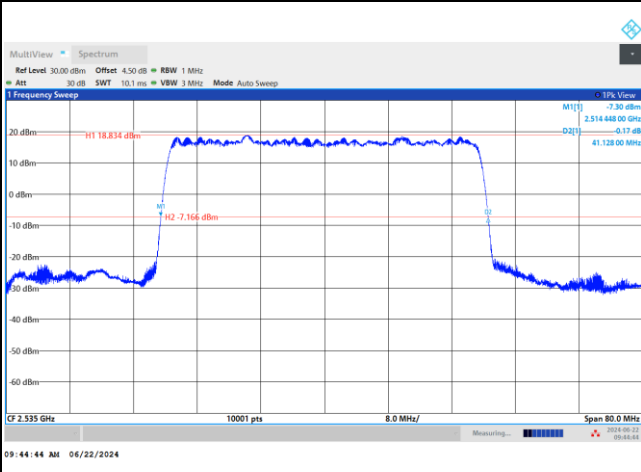
256QAM





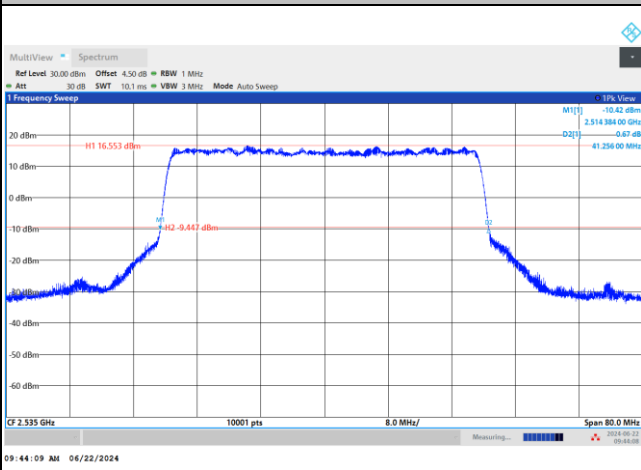
FR1 n7 / 40MHz / DFT-S OFDM / Middle Channel / Full RB

PI/2 BPSK

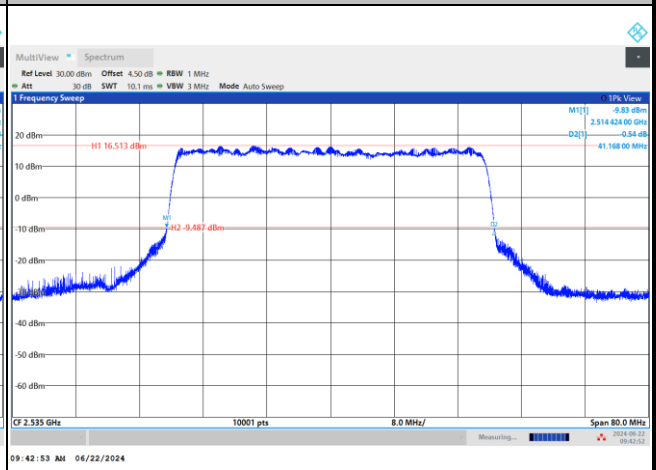


FR1 n7 / 40MHz / CP OFDM / Middle Channel / Full RB

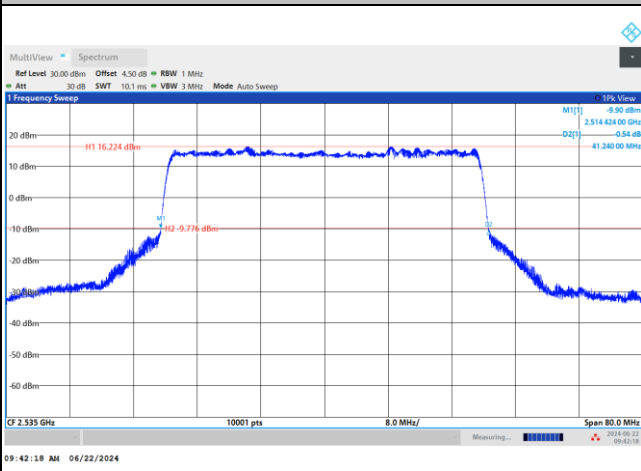
QPSK



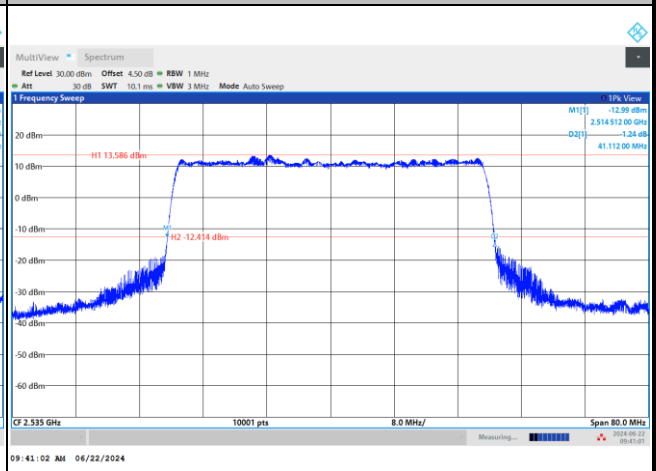
16QAM



64QAM



256QAM





Occupied Bandwidth

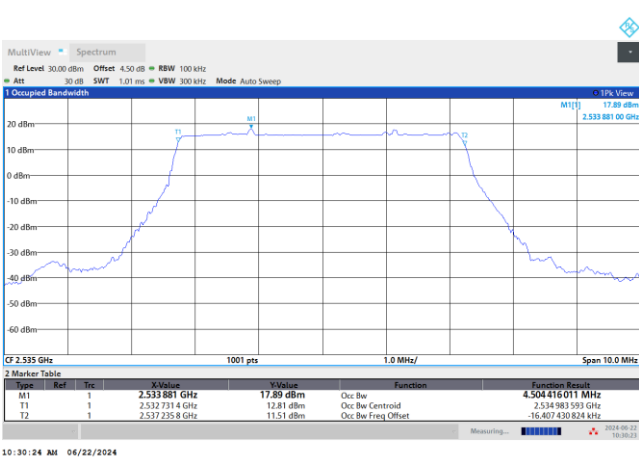
Mode	FR1 n7 : 99%OBW(MHz) / DFT-S OFDM							
BW	5MHz		10MHz		15MHz		20MHz	
Mod.	PI/2 BPSK		PI/2 BPSK		PI/2 BPSK		PI/2 BPSK	
Middle CH	4.50		8.97		13.46		18.01	
BW	25MHz		30MHz		35MHz		40MHz	
Mod.	PI/2 BPSK		PI/2 BPSK		PI/2 BPSK		PI/2 BPSK	
Middle CH	22.98		29.02		32.49		38.74	

Mode	FR1 n7 : 99%OBW (MHz) / CP OFDM							
BW	5MHz		10MHz		15MHz		20MHz	
Mod.	QPSK	16QAM	QPSK	16QAM	QPSK	16QAM	QPSK	16QAM
Middle CH	4.52	4.55	9.32	9.33	14.14	14.17	19.00	19.05
Mod.	64QAM	256QAM	64QAM	256QAM	64QAM	256QAM	64QAM	256QAM
Middle CH	4.51	4.50	9.31	9.35	14.20	14.13	19.05	19.11
BW	25MHz		30MHz		35MHz		40MHz	
Mod.	QPSK	16QAM	QPSK	16QAM	QPSK	16QAM	QPSK	16QAM
Middle CH	23.80	23.81	28.90	28.92	33.88	33.85	38.79	38.73
Mod.	64QAM	256QAM	64QAM	256QAM	64QAM	256QAM	64QAM	256QAM
Middle CH	23.79	23.82	28.96	28.94	33.91	33.84	38.95	38.74



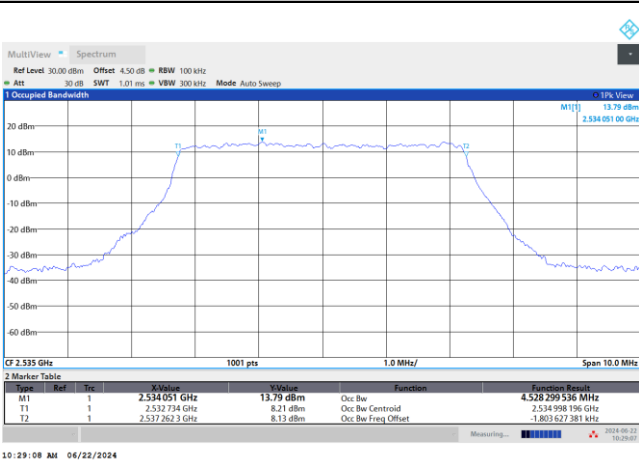
FR1 n7 / 5MHz / DFT-S OFDM / Middle Channel / Full RB

PI/2 BPSK

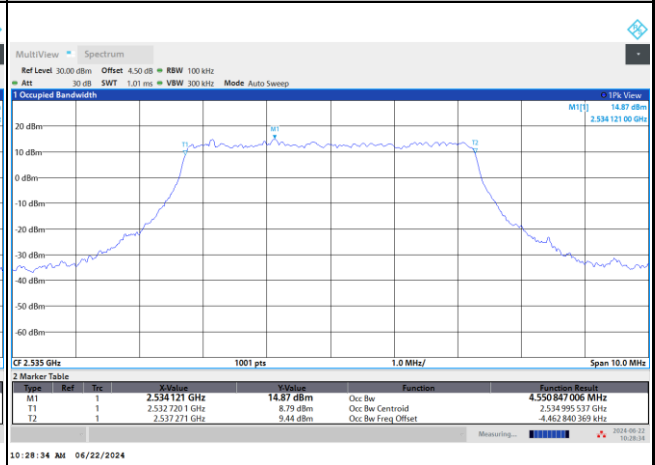


FR1 n7 / 5MHz / CP OFDM / Middle Channel / Full RB

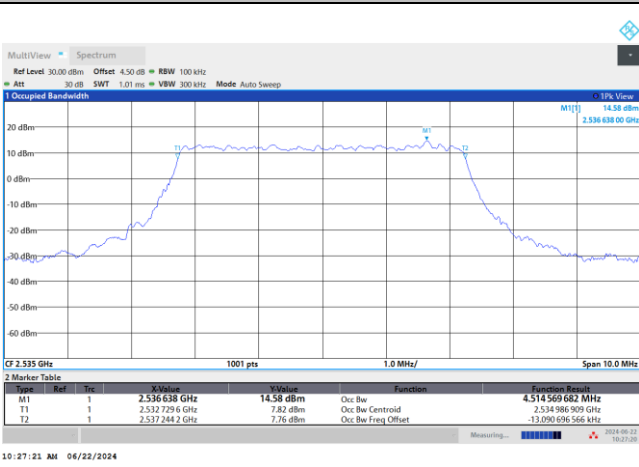
QPSK



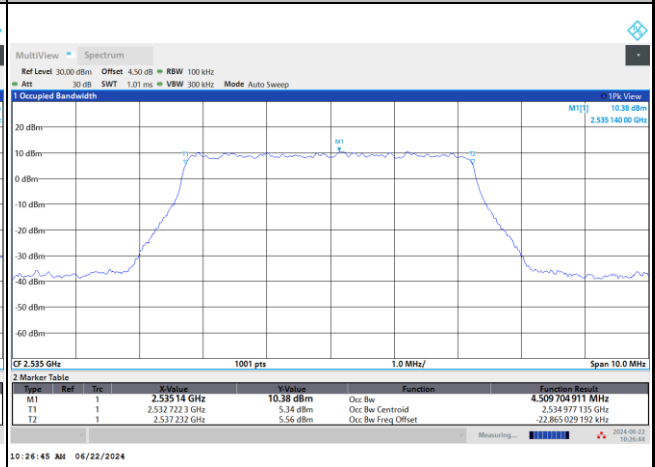
16QAM



64QAM



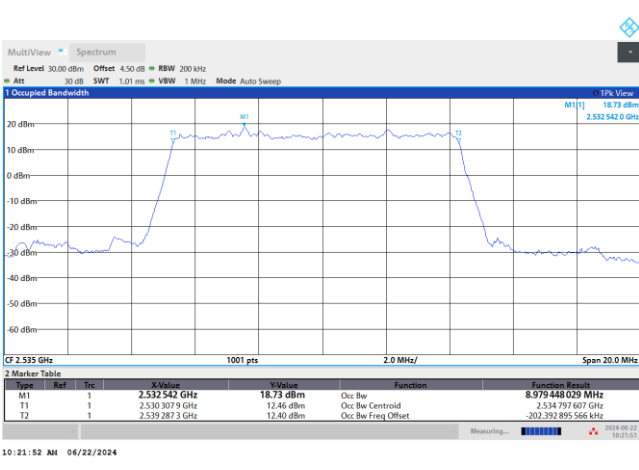
256QAM





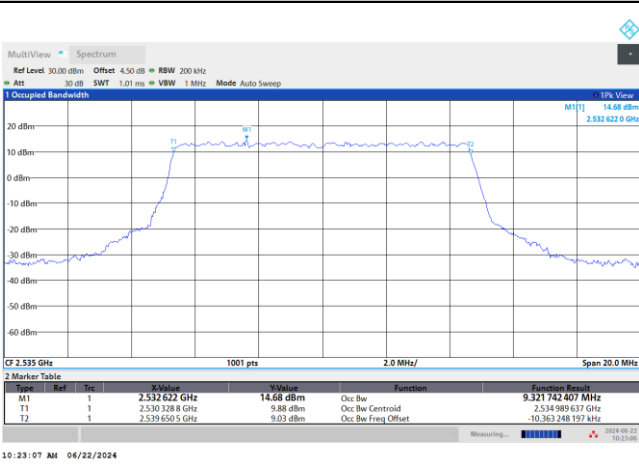
FR1 n7 / 10MHz / DFT-S OFDM / Middle Channel / Full RB

PI/2 BPSK

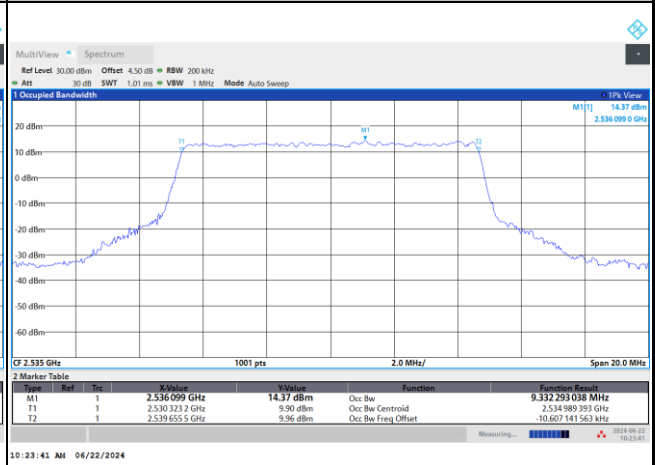


FR1 n7 / 10MHz / CP OFDM / Middle Channel / Full RB

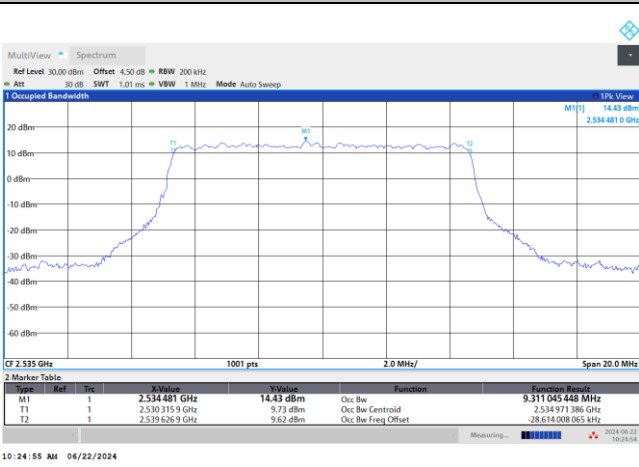
QPSK



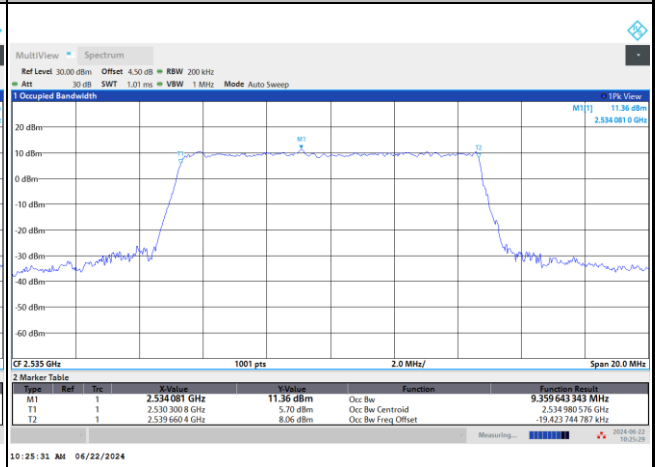
16QAM



64QAM



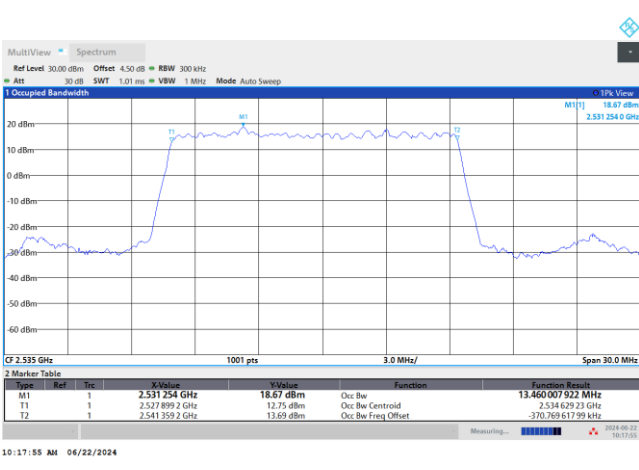
256QAM





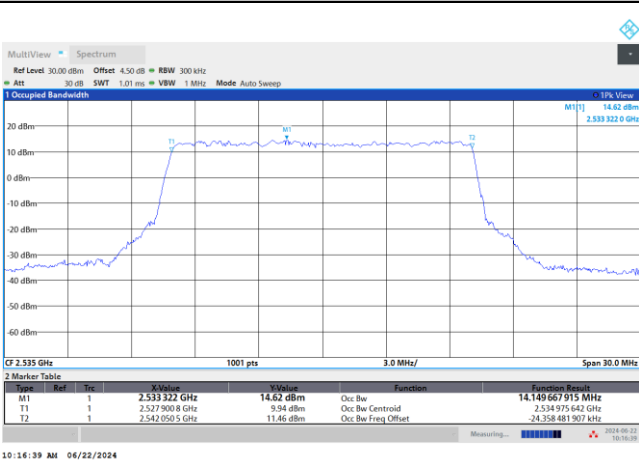
FR1 n7 / 15MHz / DFT-S OFDM / Middle Channel / Full RB

PI/2 BPSK

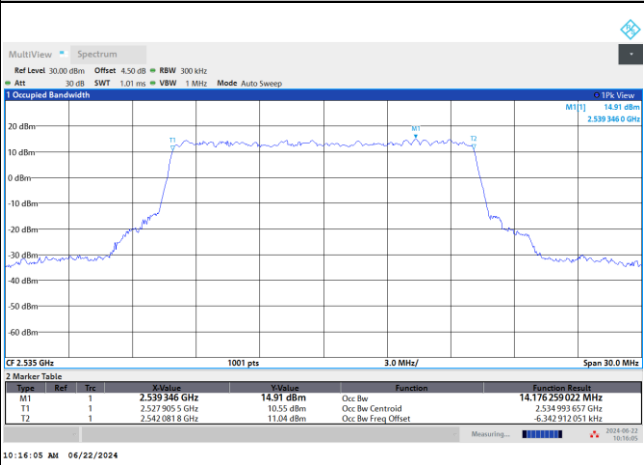


FR1 n7 / 15MHz / CP OFDM / Middle Channel / Full RB

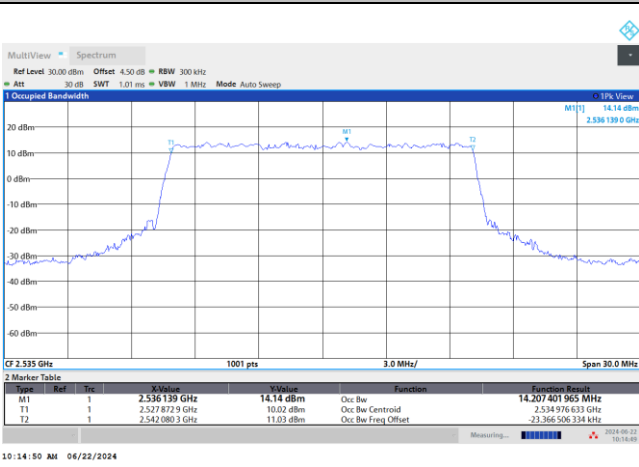
QPSK



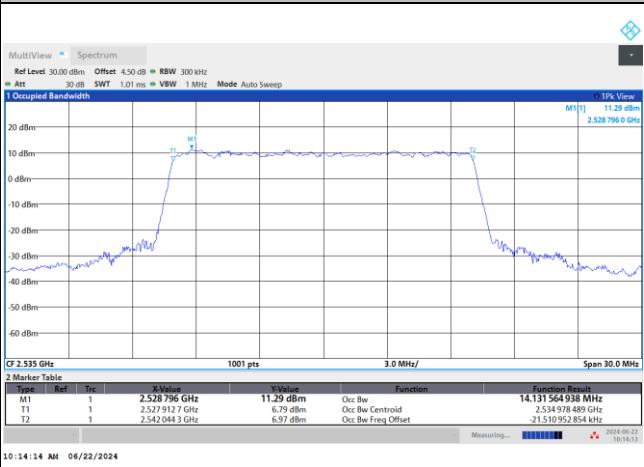
16QAM



64QAM



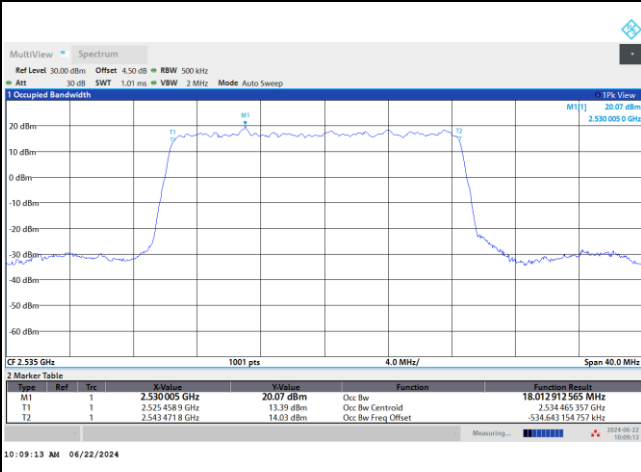
256QAM





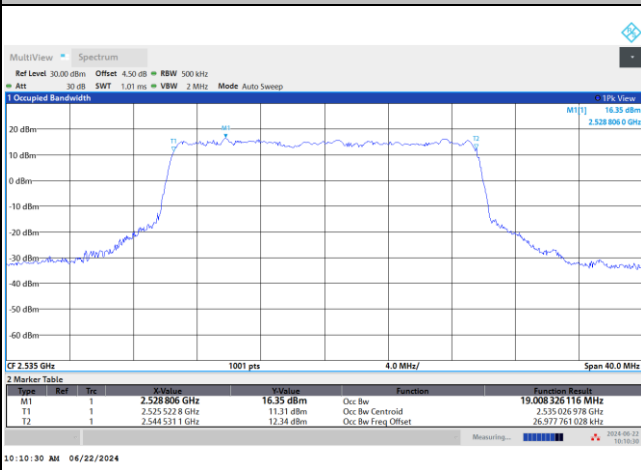
FR1 n7 / 20MHz / DFT-S OFDM / Middle Channel / Full RB

PI/2 BPSK

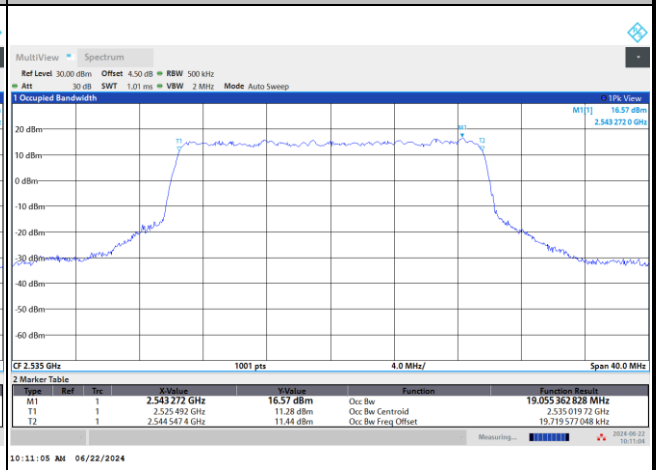


FR1 n7 / 20MHz / CP OFDM / Middle Channel / Full RB

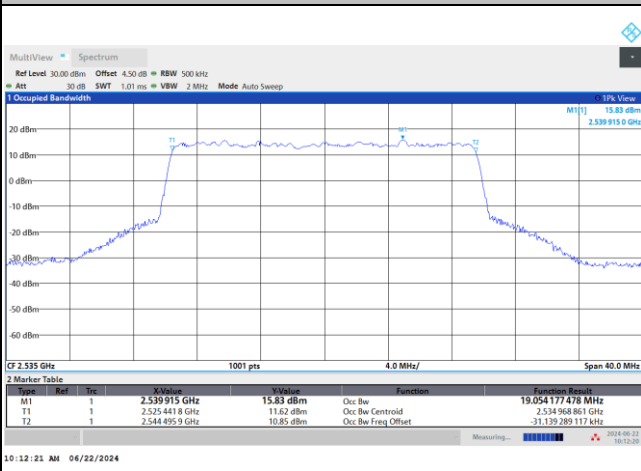
QPSK



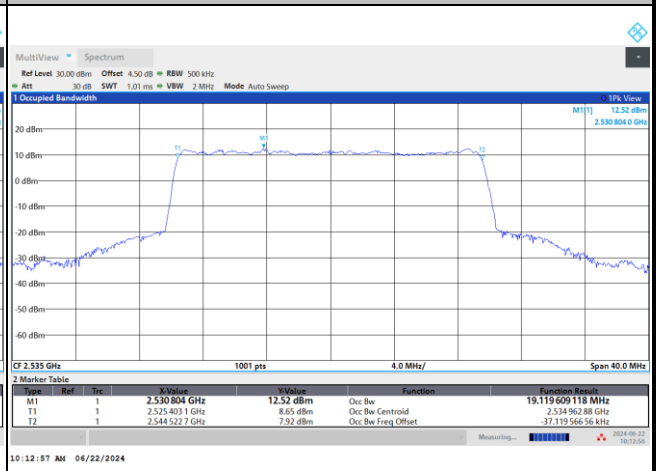
16QAM



64QAM



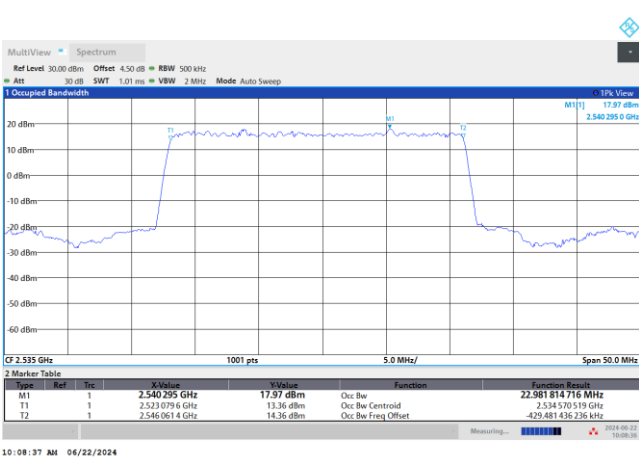
256QAM





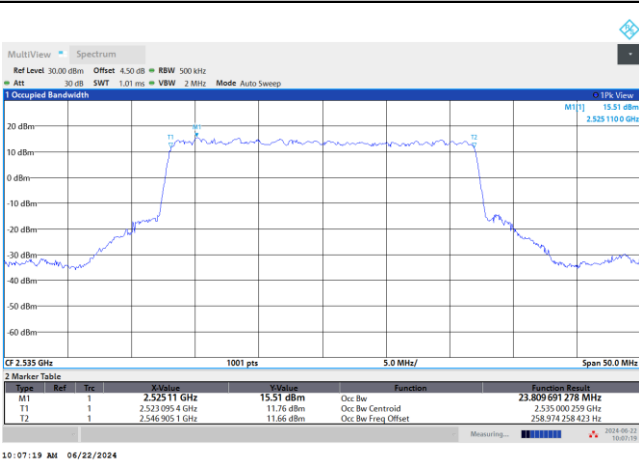
FR1 n7 / 25MHz / DFT-S OFDM / Middle Channel / Full RB

PI/2 BPSK

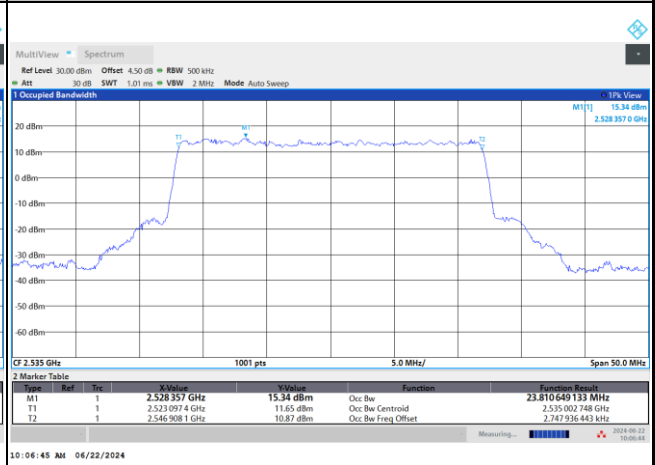


FR1 n7 / 25MHz / CP OFDM / Middle Channel / Full RB

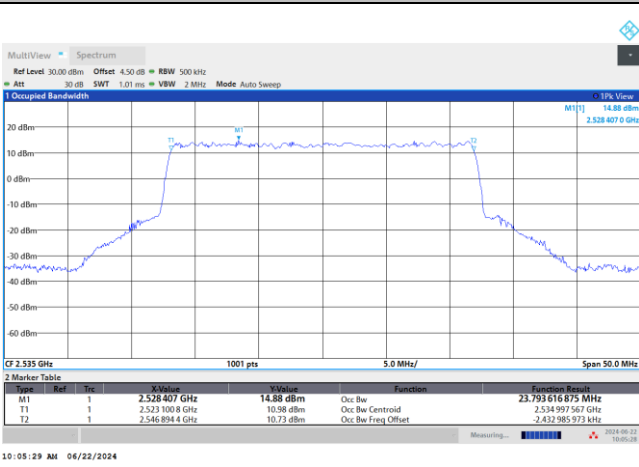
QPSK



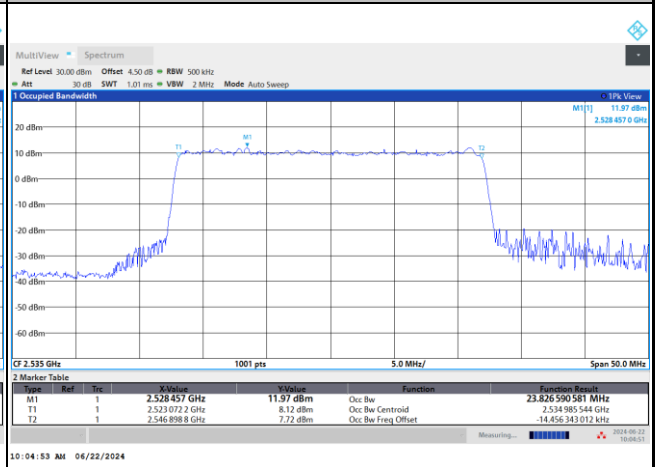
16QAM



64QAM



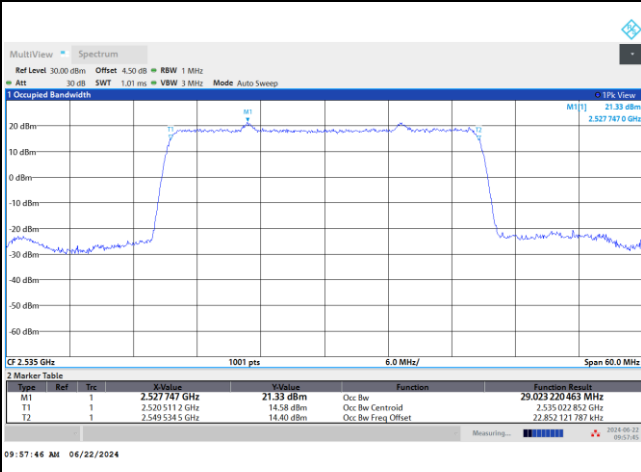
256QAM





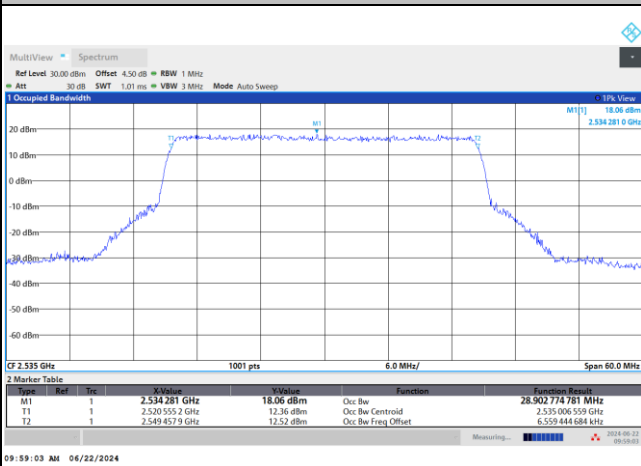
FR1 n7 / 30MHz / DFT-S OFDM / Middle Channel / Full RB

PI/2 BPSK

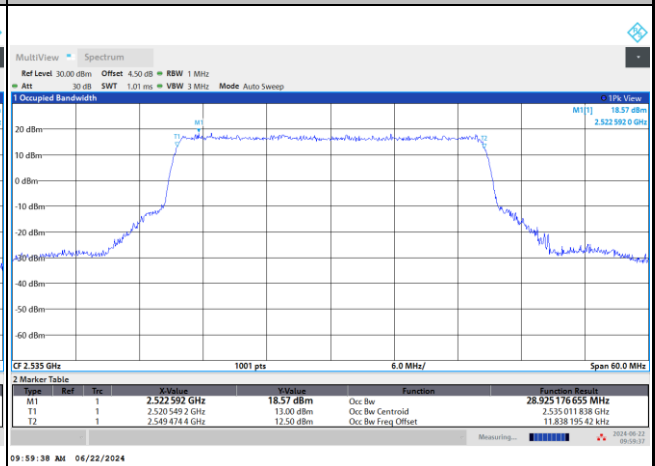


FR1 n7 / 30MHz / CP OFDM / Middle Channel / Full RB

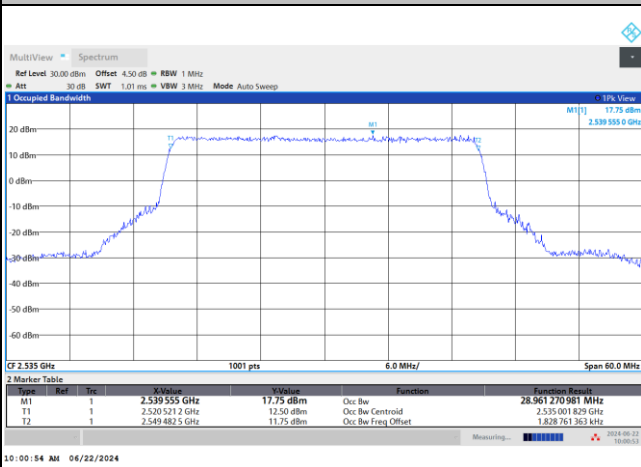
QPSK



16QAM



64QAM



256QAM

