



FCC RADIO TEST REPORT

FCC ID : J9C-M2X72
Equipment : Module
Brand Name : Qualcomm
Model Name : M2X72
Applicant : Qualcomm Technologies, Inc.
 5775 Morehouse Drive, San Diego, California 92121, United States
Manufacturer : Qualcomm Technologies, Inc.
 5775 Morehouse Drive, San Diego, California 92121, United States
Standard : FCC 47 CFR Part 2, 22(H), 24(E), 27, Part 90(R), Part 90(S)

The product was received on Apr. 17, 2024 and testing was performed from May 08, 2024 to Jul. 26, 2024. We, Sporton International Inc. EMC & Wireless Communications Laboratory, would like to declare that the tested sample has been evaluated in accordance with the test procedures given in ANSI / TIA-603-E and has been in compliance with the applicable technical standards.

The test results in this report apply exclusively to the tested model / sample. Without written approval from Sporton International Inc. EMC & Wireless Communications Laboratory, the test report shall not be reproduced except in full.

Louis Wu

Approved by: Louis Wu

Sporton International Inc. EMC & Wireless Communications Laboratory
 No. 52, Huaya 1st Rd., Guishan Dist., Taoyuan City 333, Taiwan (R.O.C.)



Table of Contents

History of this test report..... 3

Summary of Test Result..... 4

1 General Description 7

 1.1 Product Feature of Equipment Under Test.....7

 1.2 Modification of EUT8

 1.3 Testing Location9

 1.4 Applicable Standards..... 10

2 Test Configuration of Equipment Under Test 11

 2.1 Test Mode..... 11

 2.2 Connection Diagram of Test System..... 12

 2.3 Support Unit used in test configuration and system 12

 2.4 Measurement Results Explanation Example..... 12

 2.5 Frequency List of Low/Middle/High Channels 13

3 Conducted Test Items..... 30

 3.1 Measuring Instruments 30

 3.2 Conducted Output Power and ERP/EIRP 31

 3.3 Peak-to-Average Ratio 32

 3.4 Occupied Bandwidth..... 33

 3.5 Conducted Band Edge 34

 3.6 Emission Mask..... 38

 3.7 Conducted Spurious Emission 40

 3.8 Frequency Stability 41

4 Radiated Test Items 42

 4.1 Measuring Instruments 42

 4.2 Radiated Spurious Emission Measurement 44

5 List of Measuring Equipment..... 46

6 Measurement Uncertainty 48

Appendix A. Test Results of Conducted Test

Appendix B. Test Results of Radiated Test

Appendix C. Test Setup Photographs



Summary of Test Result

Report Clause	Ref Std. Clause	Test Items	Result (PASS/FAIL)	Remark
3.2	§2.1046	Conducted Output Power	Pass	-
	§22.913 (a)(5) §90.635	Effective Radiated Power (Band 5) (Band 26)	Pass	
	§27.50 (b)(10) §27.50 (c)(10)	Effective Radiated Power (Band 12) (Band 13) (Band 17) (Band 71)		
	§24.232 (c) §27.50 (h)(2)	Equivalent Isotropic Radiated Power (Band 2) (Band 25) (Band 7) (Band 38) (Band 41)		
	§27.50 (d)(4)	Equivalent Isotropic Radiated Power (Band 4) (Band 66) (Band 70)		
	§27.50 (a)(3)	Effective Isotropic Radiated Power (Band 30)		
	§90.542 (a)(7)	Effective Radiated Power (Band 14)		
	§27.50 (k)(3)	Equivalent Isotropic Radiated Power (Band 42)		
	§27.50 (j)(3)	Equivalent Isotropic Radiated Power (Band 43)		
3.3	§24.232 (d) §27.50 (d)(5) §27.50 (j)(4)	Peak-to-Average Ratio	Pass	-
3.4	§2.1049	Occupied Bandwidth	Pass	-
3.5	§2.1051 §22.917 (a) §24.238 (a) §27.53 (c)(2)(4) §27.53 (g) §27.53 (h)	Conducted Band Edge Measurement (Band 2) (Band 4) (Band 5) (Band 12) (Band 13) (Band 17) (Band 25) (Band 26) (Band 66) (Band 70) (Band 71)	Pass	-
	§2.1051 §27.53 (m)(4)	Conducted Band Edge Measurement (Band 7) (Band 38) (Band 41)		
	§2.1051 §27.53 (a)(4)	Conducted Band Edge Measurement (Band 30)		
	§2.1051 §90.543 (e)(2)	Conducted Band Edge Measuremen (Band 14)		
	§2.1051 §27.53 (n)(2)	Conducted Band Edge Measurement (Band 42)		
	§2.1051 §27.53 (l)(2)	Conducted Band Edge Measuremen (Band 43)		
3.6	§2.1051 §90.210 (n)	Emission Mask (Band 14)	Pass	-
	§2.1051 §90.691	Emission masks (Band 26)		



Report Clause	Ref Std. Clause	Test Items	Result (PASS/FAIL)	Remark
3.7	§2.1051 §22.917 (a) §24.238 (a) §27.53 (c)(2) §27.53 (g) §27.53 (h) §90.691	Conducted Spurious Emission (Band 2) (Band 4) (Band 5) (Band 12) (Band 13) (Band 17) (Band 25) (Band 26) (Band 66) (Band 70) (Band 71)	Pass	-
	§2.1051 §27.53 (m)(4)	Conducted Spurious Emission (Band 7) (Band 38) (Band 41)		
	§2.1051 §27.53 (a)(4)	Conducted Spurious Emission (Band 30)		
	§2.1051 §90.543 (e)(3)	Conducted Spurious Emission (Band 14)		
	§2.1051 §27.53 (n)(2)	Conducted Spurious Emission (Band 42)		
	§2.1051 §27.53 (l)(2)	Conducted Spurious Emission (Band 43)		
3.8	§2.1055 §22.355 §24.235 §27.54 §90.539 (e) §90.213	Frequency Stability Temperature & Voltage	Pass	-
4.2	§2.1053 §22.917 (a) §24.238 (a) §27.53 (c)(2) §27.53 (f) §27.53 (g) §27.53 (h) §90.691	Radiated Spurious Emission (Band 2) (Band 4) (Band 5) (Band 12) (Band 13) (Band 17) (Band 25) (Band 26) (Band 66) (Band 70) (Band 71)	Pass	9.90 dB under the limit at 9231.00 MHz
	§2.1053 §27.53 (m)(4)	Radiated Spurious Emission (Band 7) (Band 38) (Band 41)		
	§2.1053 §27.53 (a)(4)	Radiated Spurious Emission (Band 30)		
	§2.1053 §90.543 (e)(3) §90.543 (f)	Radiated Spurious Emission (Band 14)		
	§2.1053 §27.53 (n)(2)	Radiated Spurious Emission (Band 42)		
	§2.1053 §27.53 (l)(2)	Radiated Spurious Emission (Band 43)		



Conformity Assessment Condition:
1. The test results (PASS/FAIL) with all measurement uncertainty excluded are presented against the regulation limits or in accordance with the requirements stipulated by the applicant/manufacture who shall bear all the risks of non-compliance that may potentially occur if measurement uncertainty is taken into account.
2. The measurement uncertainty please refer to each test result in the section "Measurement Uncertainty".
Disclaimer:
The product specifications of the EUT presented in the test report that may affect the test assessments are declared by the manufacturer who shall take full responsibility for the authenticity.

Reviewed by: Keven Cheng

Report Producer: Ming Chen



1 General Description

1.1 Product Feature of Equipment Under Test

Product Feature	
General Specs WCDMA/LTE/5G NR and GNSS.	

Support band and evaluated information	
Supported band	B2, B4, B5, B7, B12, B13, B14, B17, B25, B26, B30, B38, B41, B42, B43, B66,B70, B71,B2C, B5B, B7C, B41C,B42C, B43C, B66C
Evaluated and Tested band	B7, B12, B13, B14 , B25, B26, B30, B41, B42, B43, B66, B70,B71, B2C, B5B, B7C, B41C,B42C, B43C, B66C
Band covered information	Wider operating frequency band range covers narrower one when the power is worse as follows: <ul style="list-style-type: none"> ■ B26 cover B5 (Part 22) ■ B25 cover B2 (Part 24) ■ B66 cover B4 (Part 27) ■ B12 cover B17 (Part 27) ■ B41 cover B38 (Part 27)

FDD/TDD band Power Class			
	SISO PC3	SISO PC2	
B2/B2C	V		
B4	V		
B5/B5B	V		
B7/B7C	V		
B12	V		
B13	V		
B14	V		
B17	V		
B25	V		
B26	V		
B30	V		
B38	V		
B41/ B41C	V	V	
B42/ B42C	V		
B43/ B43C	V		
B66/B66C	V		
B70	V		
B71	V		



RF Exposure Max Antenna Gain information(dBi)							
Band	Ant0	Ant1	Ant2	Ant3			Main Ant. #
B2	8	8	8	8			0
B4	5.5	5.5	5.5	5.5			0
B5	6.5						0
B7	8.5	8.5	8.5	8.5			0
B12	6						0
B13	6						0
B14	6						0
B17	6						0
B25	8	8	8	8			0
B26	6.5						0
B30	0.98	0.98	0.98	0.98			0
B38	8	8	8	8			0
B41(PC3)	8	8	8	8			0
B41(PC2)	6	6	6	6			0
B42	5.5	5.5	5.5	5.5			0
B43	5.5	5.5	5.5	5.5			0
B66	5.5	5.5	5.5	5.5			0
B70	5	5	5	5			0
B71	5.5						0

Remark: The above EUT's information was declared by manufacturer. Please refer to Disclaimer in report summary.

1.2 Modification of EUT

No modifications made to the EUT during the testing.



1.3 Testing Location

Test Site	Sporton International Inc. EMC & Wireless Communications Laboratory
Test Site Location	No.52, Huaya 1st Rd., Guishan Dist., Taoyuan City 333, Taiwan (R.O.C.) TEL: +886-3-327-3456 FAX: +886-3-328-4978
Test Site No.	Sporton Site No. TH03-HY
Test Engineer	Diego Huang
Temperature (°C)	22.4~23.7
Relative Humidity (%)	50.2~55.8

Test Site	Sporton International Inc. Wensan Laboratory
Test Site Location	No.58, Aly. 75, Ln. 564, Wenhua 3rd, Rd., Guishan Dist., Taoyuan City 333010, Taiwan (R.O.C.) TEL: +886-3-327-0868 FAX: +886-3-327-0855
Test Site No.	Sporton Site No. 03CH11-HY (TAF Code: 3786)
Test Engineer	Yuan Lee, Sam Chou, Fu Chen and Troye Hsieh
Temperature (°C)	19.2~21.8
Relative Humidity (%)	50.1~67.6
Remark	The Radiated Spurious Emission test item subcontracted to Sporton International Inc. Wensan Laboratory.

Note: The test site complies with ANSI C63.4 2014 requirement.

FCC Designation No.: TW1190 and TW3786



1.4 Applicable Standards

According to the specifications of the manufacturer, the EUT must comply with the requirements of the following standards:

- ♦ ANSI C63.26-2015
- ♦ FCC 47 CFR Part 2, 22(H), 24(E), 27, Part 90(R), Part 90(S)
- ♦ FCC KDB 971168 D01 Power Meas. License Digital Systems v03r01
- ♦ FCC KDB 412172 D01 Determining ERP and EIRP v01r01
- ♦ FCC KDB 414788 D01 Radiated Test Site v01r01.

Remark:

1. All the test items were validated and recorded in accordance with the standards without any modification during the testing.
2. This EUT has also been tested and complied with the requirements of FCC Part 15, Subpart B, recorded in a separate test report.
3. The TAF code is not including all the FCC KDB listed without accreditation.



2 Test Configuration of Equipment Under Test

2.1 Test Mode

Antenna port conducted and radiated test items listed below are performed according to KDB 971168 D01 Power Meas. License Digital Systems v03r01 with maximum output power.

For radiated measurement, the measured emission level of the EUT was maximized by rotating the EUT on a turntable, adjusting the orientation of the EUT and EUT antenna in three orthogonal axis (X: flat, Y: portrait, Z: landscape) and adjusting the measurement antenna orientation, following C63.26 exploratory test procedures and only the worst case emissions were reported in this report..

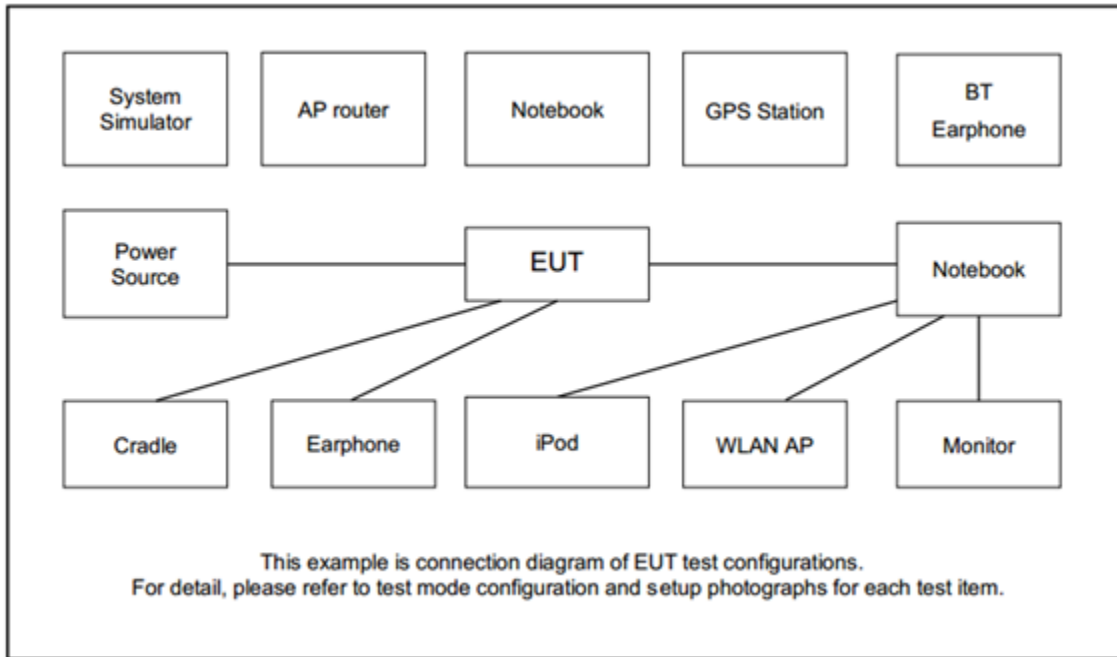
Modulation Type	Modulation
A	QPSK
B	16QAM
C	64QAM
D	256QAM

Test Item	Modulation Type	Bandwidth	RB Size	Channel
Conducted Power	A, B, C, D	All	1, Half, Full	L, M, H
EIRP	A, B, C, D	All	1, Half, Full	L, M, H
PAR	A, B, C, D	Max	Full	M
Bandwidth	A, B, C, D	All	Full	M
CBE, Mask (Part 90)	A, B, C, D	All	1RB Full	L, H
CSE	A	All	1RB	L, M, H
Frequency Stability	A	10 MHz or less	Full	M
RSE	A	Max	1RB	L, M, H

Remark:

1. Evaluated all the transmitter signal and reporting worst-case configuration among all modulation types.
2. The device is investigated from 30MHz to 10 times of fundamental signal for radiated spurious emission test under different RB size/offset and modulations in exploratory test. Subsequently, only the worst-case emissions are reported.
3. One representative bandwidth is selected to perform PAR and frequency stability.
4. LTE B2/4/7/25/30/38/41/42/43/66/70 support Antenna 0 (Main Ant.) and Antenna 1&2&3;Radiated Spurious Emission is full test. Conducted test items are verified and the worst case is Antenna 0. Therefore, the report only performed Antenna 0 test results.
5. LTE B41 support PC2&PC3, and the PC2&PC3 have the same modulation, EIRP power and BW. Therefore, the report only performed Higher Conducted power (PC2) test results.
6. For LTE B41, the test country code is set to MCC 310.

2.2 Connection Diagram of Test System



2.3 Support Unit used in test configuration and system

Item	Equipment	Brand Name	Model No.	FCC ID	Data Cable	Power Cord
1.	System Simulator	Anritsu	MT8821C	N/A	N/A	Unshielded, 1.8 m
2.	Power Supply	GW Instek	GPE-2323	N/A	N/A	N/A

2.4 Measurement Results Explanation Example

For all conducted test items:

The offset level is set in the spectrum analyzer to compensate the RF cable loss and attenuator factor between EUT conducted output port and spectrum analyzer. With the offset compensation, the spectrum analyzer reading level is exactly the EUT RF output level.

The spectrum analyzer offset is derived from RF cable loss and attenuator factor.

Offset = RF cable loss + attenuator factor.

Following shows an offset computation example with cable loss 4.2 dB and 10dB attenuator.

Example :

$$\begin{aligned} \text{Offset(dB)} &= \text{RF cable loss(dB)} + \text{attenuator factor(dB)}. \\ &= 4.2 + 10 = 14.2 \text{ (dB)} \end{aligned}$$



2.5 Frequency List of Low/Middle/High Channels

LTE Band 2 Channel and Frequency List				
BW [MHz]	Channel/Frequency(MHz)	Lowest	Middle	Highest
20	Channel	18700	18900	19100
	Frequency	1860	1880	1900
15	Channel	18675	18900	19125
	Frequency	1857.5	1880	1902.5
10	Channel	18650	18900	19150
	Frequency	1855	1880	1905
5	Channel	18625	18900	19175
	Frequency	1852.5	1880	1907.5
3	Channel	18615	18900	19185
	Frequency	1851.5	1880	1908.5
1.4	Channel	18607	18900	19193
	Frequency	1850.7	1880	1909.3

LTE Band 4 Channel and Frequency List				
BW [MHz]	Channel/Frequency(MHz)	Lowest	Middle	Highest
20	Channel	20050	20175	20300
	Frequency	1720	1732.5	1745
15	Channel	20025	20175	20325
	Frequency	1717.5	1732.5	1747.5
10	Channel	20000	20175	20350
	Frequency	1715	1732.5	1750
5	Channel	19975	20175	20375
	Frequency	1712.5	1732.5	1752.5
3	Channel	19965	20175	20385
	Frequency	1711.5	1732.5	1753.5
1.4	Channel	19957	20175	20393
	Frequency	1710.7	1732.5	1754.3



LTE Band 5 Channel and Frequency List				
BW [MHz]	Channel/Frequency(MHz)	Lowest	Middle	Highest
10	Channel	20450	20525	20600
	Frequency	829	836.5	844
5	Channel	20425	20525	20625
	Frequency	826.5	836.5	846.5
3	Channel	20415	20525	20635
	Frequency	825.5	836.5	847.5
1.4	Channel	20407	20525	20643
	Frequency	824.7	836.5	848.3

LTE Band 7 Channel and Frequency List				
BW [MHz]	Channel/Frequency(MHz)	Lowest	Middle	Highest
20	Channel	20850	21100	21350
	Frequency	2510	2535	2560
15	Channel	20825	21100	21375
	Frequency	2507.5	2535	2562.5
10	Channel	20800	21100	21400
	Frequency	2505	2535	2565
5	Channel	20775	21100	21425
	Frequency	2502.5	2535	2567.5

LTE Band 12 Channel and Frequency List				
BW [MHz]	Channel/Frequency(MHz)	Lowest	Middle	Highest
10	Channel	23060	23095	23130
	Frequency	704	707.5	711
5	Channel	23035	23095	23155
	Frequency	701.5	707.5	713.5
3	Channel	23025	23095	23165
	Frequency	700.5	707.5	714.5
1.4	Channel	23017	23095	23173
	Frequency	699.7	707.5	715.3



LTE Band 13 Channel and Frequency List				
BW [MHz]	Channel/Frequency(MHz)	Lowest	Middle	Highest
10	Channel	-	23230	-
	Frequency	-	782	-
5	Channel	23205	23230	23255
	Frequency	779.5	782	784.5

LTE Band 14 Channel and Frequency List				
BW [MHz]	Channel/Frequency(MHz)	Lowest	Middle	Highest
10	Channel	-	23330	-
	Frequency	-	793	-
5	Channel	23305	23330	23355
	Frequency	790.5	793	795.5

LTE Band 17 Channel and Frequency List				
BW [MHz]	Channel/Frequency(MHz)	Lowest	Middle	Highest
10	Channel	23780	23790	23800
	Frequency	709	710	711
5	Channel	23755	23790	23825
	Frequency	706.5	710	713.5

LTE Band 25 Channel and Frequency List				
BW [MHz]	Channel/Frequency(MHz)	Lowest	Middle	Highest
20	Channel	26140	26340	26590
	Frequency	1860	1880	1905
15	Channel	26115	26340	26615
	Frequency	1857.5	1880	1907.5
10	Channel	26090	26340	26640
	Frequency	1855	1880	1910
5	Channel	26065	26340	26665
	Frequency	1852.5	1880	1912.5
3	Channel	26055	26340	26675
	Frequency	1851.5	1880	1913.5
1.4	Channel	26047	26340	26683
	Frequency	1850.7	1880	1914.3



LTE Band 26 Channel and Frequency List (Part22H)				
BW [MHz]	Channel/Frequency(MHz)	Lowest	Middle	Highest
15	Channel	26865	26915	26965
	Frequency	831.5	836.5	841.5
10	Channel	26840	26915	26990
	Frequency	829.0	836.5	844.0
5	Channel	26815	26915	27015
	Frequency	826.5	836.5	846.5
3	Channel	26805	26915	27025
	Frequency	825.5	836.5	847.5
1.4	Channel	26797	26915	27033
	Frequency	824.7	836.5	848.3

LTE Band 26 Channel and Frequency List (Part90S)				
BW [MHz]	Channel/Frequency(MHz)	Lowest	Middle	Highest
10	Channel	-	26740	-
	Frequency	-	819	-
5	Channel	26715	26740	26765
	Frequency	816.5	819	821.5
3	Channel	26705	26740	26775
	Frequency	815.5	819	822.5
1.4	Channel	26697	26740	26783
	Frequency	814.7	819	823.3

LTE Band 26 Channel and Frequency List (Part90S)				
BW [MHz]	Channel/Frequency(MHz)	cross-rule channels		
15	Channel	26765	26790	-
	Frequency	821.5	824	-
10	Channel	-	26790	-
	Frequency	-	824	-
5	Channel	-	26790	-
	Frequency	-	824	-
3	Channel	-	26790	-
	Frequency	-	824	-
1.4	Channel	-	26790	-
	Frequency	-	824	-



LTE Band 30 Channel and Frequency List				
BW [MHz]	Channel/Frequency(MHz)	Lowest	Middle	Highest
10	Channel	-	27710	-
	Frequency	-	2310	-
5	Channel	27685	27710	27735
	Frequency	2307.5	2310	2312.5

LTE Band 38 Channel and Frequency List				
BW [MHz]	Channel/Frequency(MHz)	Lowest	Middle	Highest
20	Channel	37850	38000	38150
	Frequency	2580.0	2595.0	2610.0
15	Channel	37825	38000	38175
	Frequency	2577.5	2595.0	2612.5
10	Channel	37800	38000	38200
	Frequency	2575.0	2595.0	2615.0
5	Channel	37775	38000	38225
	Frequency	2572.5	2595.0	2617.5

LTE Band 41 Channel and Frequency List				
BW [MHz]	Channel/Frequency(MHz)	Lowest	Middle	Highest
20	Channel	39750	40620	41490
	Frequency	2506.0	2593.0	2680.0
15	Channel	39725	40620	41515
	Frequency	2503.5	2593.0	2682.5
10	Channel	39700	40620	41540
	Frequency	2501.0	2593.0	2685.0
5	Channel	39675	40620	41565
	Frequency	2498.5	2593.0	2687.5



LTE Band 42 Channel and Frequency List				
BW [MHz]	Channel/Frequency(MHz)	Lowest	Middle	Highest
20	Channel	42190	42590	42990
	Frequency	3460	3500	3540
15	Channel	42165	42590	43015
	Frequency	3457.5	3500	3542.5
10	Channel	42140	42590	43040
	Frequency	3455	3500	3545
5	Channel	42115	42590	43065
	Frequency	3452.5	3500	3547.5

LTE Band 43 Channel and Frequency List				
BW [MHz]	Channel/Frequency(MHz)	Lowest	Middle	Highest
20	Channel	44690	45090	45490
	Frequency	3710	3750	3790
15	Channel	44665	45090	45515
	Frequency	3707.5	3750	3792.5
10	Channel	44640	45090	45540
	Frequency	3705	3750	3795
5	Channel	44615	45090	45565
	Frequency	3702.5	3750	3797.5



LTE Band 66 Channel and Frequency List				
BW [MHz]	Channel/Frequency(MHz)	Lowest	Middle	Highest
20	Channel	132072	132322	132572
	Frequency	1720	1745	1770
15	Channel	132047	132322	132597
	Frequency	1717.5	1745	1772.5
10	Channel	132022	132322	132622
	Frequency	1715	1745	1775
5	Channel	131997	132322	132647
	Frequency	1712.5	1745	1777.5
3	Channel	131987	132322	132657
	Frequency	1711.5	1745	1778.5
1.4	Channel	131979	132322	132665
	Frequency	1710.7	1745	1779.3

LTE Band 70 Channel and Frequency List				
BW [MHz]	Channel/Frequency(MHz)	Lowest	Middle	Highest
15	Channel	-	133047	-
	Frequency	-	1702.5	-
10	Channel	133022	133047	133072
	Frequency	1700	1702.5	1705
5	Channel	132997	133047	133097
	Frequency	1697.5	1702.5	1707.5

LTE Band 71 Channel and Frequency List				
BW [MHz]	Channel/Frequency(MHz)	Lowest	Middle	Highest
20	Channel	133222	133297	133372
	Frequency	673.0	680.5	688.0
15	Channel	133197	133297	133397
	Frequency	670.5	680.5	690.5
10	Channel	133172	133272	133422
	Frequency	668.0	678	693.0
5	Channel	133147	133297	133447
	Frequency	665.5	680.5	695.5



LTE Band 2C Channel and Frequency List_CA					
BW [MHz]	Channel/Frequency(MHz)		Lowest	Middle	Highest
10 + 15	PCC	Channel	18653	18829	19005
		Frequency	1855.3	1872.9	1890.5
	SCC	Channel	18773	18949	19125
		Frequency	1867.3	1884.9	1902.5
15 + 10	PCC	Channel	18675	18851	19027
		Frequency	1857.5	1875.1	1892.7
	SCC	Channel	18795	18971	19147
		Frequency	1869.5	1887.1	1904.7
10 + 20	PCC	Channel	18655	18806	18956
		Frequency	1855.5	1870.6	1885.6
	SCC	Channel	18799	18950	19100
		Frequency	1869.9	1885	1900
20 + 10	PCC	Channel	18700	18551	19001
		Frequency	1860	1875.1	1890.1
	SCC	Channel	18844	18995	19145
		Frequency	1874.4	1889.5	1904.5
15 + 15	PCC	Channel	18675	18825	18975
		Frequency	1857.5	1872.5	1887.5
	SCC	Channel	18825	18975	19125
		Frequency	1872.5	1887.5	1902.5
15 + 20	PCC	Channel	18678	18803	18929
		Frequency	1857.8	1870.3	1882.9
	SCC	Channel	18849	18974	19100
		Frequency	1874.9	1887.4	1900
20 + 20	PCC	Channel	18700	18801	18902
		Frequency	1860	1870.1	1880.2
	SCC	Channel	18898	18999	19100
		Frequency	1879.8	1889.9	1900
20 + 15	PCC	Channel	18700	18826	18951
		Frequency	1860	1872.6	1885.1
	SCC	Channel	18871	18997	19122
		Frequency	1877.1	1889.7	1902.2



LTE Band 2C Channel and Frequency List_CA					
20 + 5	PCC	Channel	18700	18875	19050
		Frequency	1860	1877.5	1895
	SCC	Channel	18817	18992	19167
		Frequency	1871.7	1889.2	1906.7
5 + 20	PCC	Channel	18633	18808	18983
		Frequency	1853.3	1870.8	1888.3
	SCC	Channel	18750	18925	19100
		Frequency	1865	1882.5	1900

LTE Band 5B Channel and Frequency List_CA					
BW [MHz]	Channel/Frequency(MHz)		Lowest	Middle	Highest
3 + 5	PCC	Channel	20416	20501	20586
		Frequency	825.6	834.1	842.6
	SCC	Channel	20455	20540	20625
		Frequency	829.5	838.0	846.5
5 + 3	PCC	Channel	20425	20510	20595
		Frequency	826.5	835.0	843.5
	SCC	Channel	20464	20549	20634
		Frequency	830.4	838.9	847.4
5 + 10	PCC	Channel	20428	20478	20528
		Frequency	826.8	831.8	836.8
	SCC	Channel	20500	20550	20600
		Frequency	834.0	839.0	844.0
10 + 5	PCC	Channel	20450	20500	20550
		Frequency	829.0	834.0	839.0
	SCC	Channel	20522	20572	20622
		Frequency	836.2	841.2	846.2
10 + 10	PCC	Channel	20450	20476	20501
		Frequency	829.0	831.6	834.1
	SCC	Channel	20549	20575	20600
		Frequency	838.9	841.5	844.0



LTE Band 7C Channel and Frequency List_CA					
BW [MHz]	Channel/Frequency(MHz)		Lowest	Middle	Highest
20 + 20	PCC	Channel	20850	21001	21152
		Frequency	2510.0	2525.1	2540.2
	SCC	Channel	21048	21199	21350
		Frequency	2529.8	2544.9	2560.0
20 + 15	PCC	Channel	20850	21026	21201
		Frequency	2510.0	2527.6	2545.1
	SCC	Channel	21021	21197	21372
		Frequency	2527.1	2544.7	2562.2
15 + 20	PCC	Channel	20828	21003	21179
		Frequency	2507.8	2525.3	2542.9
	SCC	Channel	20999	21174	21350
		Frequency	2524.9	2542.4	2560.0
20 + 10	PCC	Channel	20850	21051	21251
		Frequency	2510.0	2530.1	2550.1
	SCC	Channel	20994	21195	21395
		Frequency	2524.4	2544.5	2564.5
10 + 20	PCC	Channel	20805	21006	21206
		Frequency	2505.5	2525.6	2545.6
	SCC	Channel	20949	21150	21350
		Frequency	2519.9	2540.0	2560.0
15 + 15	PCC	Channel	20825	21025	21225
		Frequency	2507.5	2527.5	2547.5
	SCC	Channel	20975	21175	21375
		Frequency	2522.5	2542.5	2562.5
15 + 10	PCC	Channel	20825	21051	21277
		Frequency	2507.5	2530.1	2552.7
	SCC	Channel	20945	21171	21397
		Frequency	2519.5	2542.1	2564.7



LTE Band 41C Channel and Frequency List_CA					
BW [MHz]	Channel/Frequency(MHz)		Lowest	Middle	Highest
20 + 20	PCC	Channel	39750	40521	41292
		Frequency	2506.0	2583.1	2660.2
	SCC	Channel	39948	40719	41490
		Frequency	2525.8	2602.9	2680.0
20 + 15	PCC	Channel	39750	40546	41341
		Frequency	2506.0	2585.6	2665.1
	SCC	Channel	39921	40717	41512
		Frequency	2523.1	2602.7	2682.2
15 + 20	PCC	Channel	39728	40523	41319
		Frequency	2503.8	2593.3	2662.9
	SCC	Channel	39899	40694	41490
		Frequency	2520.9	2600.4	2680.0
20 + 10	PCC	Channel	39750	40571	41391
		Frequency	2506.0	2588.1	2670.1
	SCC	Channel	39894	40715	41535
		Frequency	2520.4	2602.5	2684.5
10 + 20	PCC	Channel	39705	40526	41346
		Frequency	2501.5	2583.6	2665.6
	SCC	Channel	39849	40670	41490
		Frequency	2515.9	2598.0	2680.0



LTE Band 41C Channel and Frequency List_CA					
20 + 5	PCC	Channel	39750	40595	41440
		Frequency	2506.0	2590.5	2675.0
	SCC	Channel	39867	40712	41557
		Frequency	2517.7	2602.2	2686.7
5 + 20	PCC	Channel	39683	40528	41373
		Frequency	2499.3	2583.8	2668.3
	SCC	Channel	39800	40645	41490
		Frequency	2511.0	2595.5	2680.0
15 + 15	PCC	Channel	39725	40545	41365
		Frequency	2503.5	2585.5	2667.5
	SCC	Channel	39875	40695	41515
		Frequency	2518.5	2600.5	2682.5
10 + 15	PCC	Channel	39703	40549	41395
		Frequency	2501.3	2585.9	2670.5
	SCC	Channel	39823	40669	41515
		Frequency	2513.3	2597.9	2682.5
15 + 10	PCC	Channel	39725	40571	41417
		Frequency	2503.5	2588.1	2672.7
	SCC	Channel	39845	40691	41537
		Frequency	2515.5	2600.1	2684.7



LTE Band 42C Channel and Frequency List_CA					
BW [MHz]	Channel / Frequency (MHz)		Lowest	Middle	Highest
20 + 20	PCC	Channel	42190	42741	43292
		Frequency	3460	3515.1	3570.2
	SCC	Channel	42388	42939	43490
		Frequency	3479.8	3534.9	3590.0
20 + 15	PCC	Channel	42190	42766	43344
		Frequency	3460	3517.6	3575.4
	SCC	Channel	42361	42937	43515
		Frequency	3477.1	3534.7	3592.5
15 + 20	PCC	Channel	42165	42743	43319
		Frequency	3457.5	3515.3	3572.9
	SCC	Channel	42336	42914	43490
		Frequency	3474.6	3532.4	3590.0
20 + 10	PCC	Channel	42190	42791	43396
		Frequency	3460.0	3520.1	3580.6
	SCC	Channel	42334	42935	43540
		Frequency	3474.4	3534.5	3595.0
10 + 20	PCC	Channel	42140	42746	43346
		Frequency	3455.0	3515.6	3575.6
	SCC	Channel	42284	42890	43490
		Frequency	3469.4	3530.0	3590
20 + 5	PCC	Channel	42190	42815	43448
		Frequency	3460.0	3522.5	3585.8
	SCC	Channel	42307	42932	43565
		Frequency	3471.7	3534.2	3597.5
5 + 20	PCC	Channel	42115	42748	43373
		Frequency	3452.5	3515.8	3578.3
	SCC	Channel	42232	42865	43490
		Frequency	3464.2	3527.5	3590.0



LTE Band 43C Channel and Frequency List_CA					
BW [MHz]	Channel/Frequency(MHz)		Lowest	Middle	Highest
20 + 20	PCC	Channel	43690	44491	45291
		Frequency	3610.0	3690.2	3770.2
	SCC	Channel	43888	44689	45489
		Frequency	3629.8	3710.0	3790
20 + 15	PCC	Channel	43690	44517	45343
		Frequency	3610.0	3692.8	3775.4
	SCC	Channel	43861	44688	45514
		Frequency	3627.1	3709.9	3792.5
15 + 20	PCC	Channel	43665	3690.3	3772.9
		Frequency	3607.5	44492	45318
	SCC	Channel	43836	3707.4	3790
		Frequency	3624.6	44663	45489
20 + 10	PCC	Channel	43690	44543	45395
		Frequency	3610.0	3695.4	3780.6
	SCC	Channel	43834	44687	45539
		Frequency	3624.4	3709.8	3795
10 + 20	PCC	Channel	43640	44493	45345
		Frequency	3605.0	3690.4	3775.6
	SCC	Channel	43784	44637	45489
		Frequency	3619.4	3704.8	3790
20 + 5	PCC	Channel	43690	44569	45447
		Frequency	3610.0	3698.0	3785.8
	SCC	Channel	43807	44686	45564
		Frequency	3621.7	3709.7	3797.5
5 + 20	PCC	Channel	43615	44494	45372
		Frequency	3602.5	3690.5	3778.3
	SCC	Channel	43732	44611	45489
		Frequency	3614.2	3702.2	3790



LTE Band 43C Channel and Frequency List_CA					
BW [MHz]	Channel/Frequency(MHz)		Lowest	Middle	Highest
15 + 10	PCC	Channel	44668	45041	45414
		Frequency	3707.8	3745.1	3782.4
	SCC	Channel	44788	45161	45534
		Frequency	3719.8	3757.1	3794.4
15 + 15	PCC	Channel	44668	45015	45361
		Frequency	3707.8	3742.45	3777.1
	SCC	Channel	44818	45165	45511
		Frequency	3722.8	3757.45	3792.1
10 + 15	PCC	Channel	44645	45018	45391
		Frequency	3705.5	3742.8	3780.1
	SCC	Channel	44765	45138	45511
		Frequency	3717.5	3754.8	3792.1



LTE Band 66C Channel and Frequency List_CA					
BW [MHz]	Channel/Frequency(MHz)		Lowest	Middle	Highest
10 + 15	PCC	Channel	132025	132351	132477
		Frequency	1715.3	1747.9	1760.5
	SCC	Channel	132145	133371	132597
		Frequency	1727.3	1759.9	1772.5
15 + 10	PCC	Channel	132047	132373	132499
		Frequency	1717.5	1750.1	1762.7
	SCC	Channel	132167	132493	132619
		Frequency	1729.5	1762.1	1774.7
10 + 20	PCC	Channel	132027	132328	132428
		Frequency	1715.5	1745.6	1755.6
	SCC	Channel	131171	133372	132572
		Frequency	1729.9	1760.0	1770.0
20 + 10	PCC	Channel	132072	132373	132473
		Frequency	1720.0	1750.1	1760.1
	SCC	Channel	132216	133417	132617
		Frequency	1734.4	1764.5	1774.5
15 + 15	PCC	Channel	132047	132347	132447
		Frequency	1717.5	1747.5	1757.5
	SCC	Channel	132197	133397	132597
		Frequency	1732.5	1762.5	1772.5
15 + 20	PCC	Channel	132050	132325	132401
		Frequency	1717.8	1745.3	1752.9
	SCC	Channel	132221	133396	132572
		Frequency	1734.9	1762.4	1770.0
20 + 15	PCC	Channel	132072	132348	132423
		Frequency	1720.0	1747.6	1755.1
	SCC	Channel	132243	133419	132594
		Frequency	1737.1	1764.7	1772.2
20 + 5	PCC	Channel	132072	132397	132522
		Frequency	1720.0	1752.5	1765.0
	SCC	Channel	132189	133414	132639
		Frequency	1731.7	1764.2	1776.7



LTE Band 66C Channel and Frequency List_CA					
5 + 20	PCC	Channel	132005	132330	132455
		Frequency	1713.3	1745.8	1758.3
	SCC	Channel	132122	132447	132572
		Frequency	1725.0	1757.5	1770.0
20 + 20	PCC	Channel	132072	132323	132374
		Frequency	1720.0	1745.1	1750.2
	SCC	Channel	132270	133421	132572
		Frequency	1739.8	1764.9	1770.0


3 Conducted Test Items

3.1 Measuring Instruments

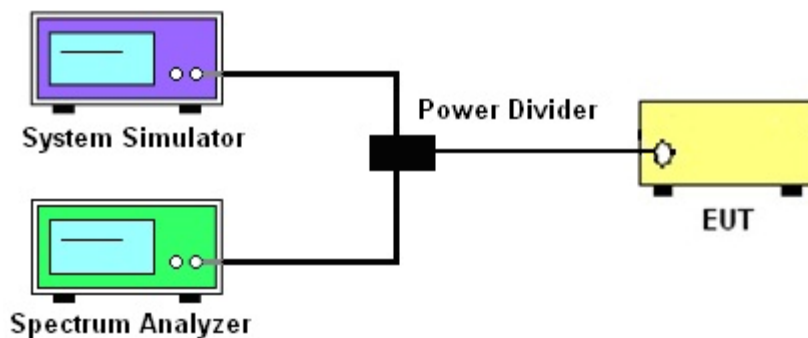
See list of measuring instruments of this test report.

3.1.1 Test Setup

3.1.2 Conducted Output Power



3.1.3 Peak-to-Average Ratio, Occupied Bandwidth ,Conducted Band-Edge, Emission Mask and Conducted Spurious Emission



3.1.4 Frequency Stability



3.1.5 Test Result of Conducted Test

Please refer to Appendix A.



3.2 Conducted Output Power and ERP/EIRP

3.2.1 Description of the Conducted Output Power Measurement and ERP/EIRP Measurement

A system simulator was used to establish communication with the EUT. Its parameters were set to force the EUT transmitting at maximum output power. The measured power in the radio frequency on the transmitter output terminals shall be reported.

The ERP of mobile transmitters must not exceed 7 Watts for LTE Band 5, Band 26 (Part 22H)

The conducted power of mobile transmitters must not exceed 100 Watts for LTE Band 26 (Part 90S)

The ERP of mobile transmitters must not exceed 3 Watts for LTE Band 12, Band 13, Band 14, Band 17, Band 71

The EIRP of mobile transmitters must not exceed 2 Watts for LTE Band 2, Band 25, Band 7, Band 38, Band 41

The EIRP of mobile transmitters must not exceed 1 Watts for LTE Band 4, Band 66, Band 70, Band 42, Band 43

The EIRP of mobile transmitters must not exceed 250mW/5MHz for LTE Band 30

According to KDB 412172 D01 Power Approach,

$EIRP = P_T + G_T - L_C$, $ERP = EIRP - 2.15$, where

P_T = transmitter output power in dBm

G_T = gain of the transmitting antenna in dBi

L_C = signal attenuation in the connecting cable between the transmitter and antenna in dB

3.2.2 Test Procedures

1. The transmitter output port was connected to the system simulator.
2. Set EUT at maximum power through the system simulator.
3. Select lowest, middle, and highest channels for each band and different modulation.
4. Measure and record the power level from the system simulator.



3.3 Peak-to-Average Ratio

3.3.1 Description of the PAR Measurement

Power Complementary Cumulative Distribution Function (CCDF) curves provide a means for characterizing the power peaks of a digitally modulated signal on a statistical basis. A CCDF curve depicts the probability of the peak signal amplitude exceeding the average power level. Most contemporary measurement instrumentation include the capability to produce CCDF curves for an input signal provided that the instrument's resolution bandwidth can be set wide enough to accommodate the entire input signal bandwidth. In measuring transmissions in this band using an average power technique, the peak-to-average ratio (PAR) of the transmission may not exceed 13 dB.

3.3.2 Test Procedures

The testing follows ANSI C63.26-2015 Section 5.2.6

1. The EUT was connected to spectrum and system simulator via a power divider.
2. Set the CCDF (Complementary Cumulative Distribution Function) option in spectrum analyzer.
3. The highest RF powers were measured and recorded the maximum PAPR level associated with a probability of 0.1 %.
4. Record the deviation as Peak to Average Ratio.



3.4 Occupied Bandwidth

3.4.1 Description of Occupied Bandwidth Measurement

The occupied bandwidth is the width of a frequency band such that, below the lower and above the upper frequency limits, the mean powers emitted are each equal to a specified percentage 0.5% of the total mean transmitted power.

The 26 dB emission bandwidth is defined as the frequency range between two points, one above and one below the carrier frequency, at which the spectral density of the emission is attenuated 26 dB below the maximum in-band spectral density of the modulated signal. Spectral density (power per unit bandwidth) is to be measured with a detector of resolution bandwidth equal to approximately 1.0% of the emission bandwidth.

3.4.2 Test Procedures

The testing follows ANSI C63.26-2015 Section 5.4.3 (26dB) and Section 5.4.4 (99OB)

1. The EUT was connected to spectrum analyzer and system simulator via a power divider.
2. The spectrum analyzer center frequency is set to the nominal EUT channel center frequency. The span range for the spectrum analyzer shall be between two and five times the anticipated OBW.
3. The nominal resolution bandwidth (RBW) shall be in the range of 1 to 5 % of the anticipated OBW, and the VBW shall be at least 3 times the RBW.
4. Set the detection mode to peak, and the trace mode to max hold.
5. Determine the reference value: Set the EUT to transmit a modulated signal. Allow the trace to stabilize. Set the spectrum analyzer marker to the highest level of the displayed trace.
(this is the reference value)
6. Determine the “-26 dB down amplitude” as equal to (Reference Value – X).
7. Place two markers, one at the lowest and the other at the highest frequency of the envelope of the spectral display such that each marker is at or slightly below the “-X dB down amplitude” determined in step 6. If a marker is below this “-X dB down amplitude” value it shall be placed as close as possible to this value. The OBW is the positive frequency difference between the two markers.
8. Use the 99 % power bandwidth function of the spectrum analyzer and report the measured bandwidth.



3.5 Conducted Band Edge

3.5.1 Description of Conducted Band Edge Measurement

22.917(a)

For operations in the 824 – 849 MHz band, the FCC limit is $43 + 10\log_{10}(P[\text{Watts}])$ dB below the transmitter power $P(\text{Watts})$ in a 100kHz bandwidth. However, in the 1MHz bands immediately outside and adjacent to the licensee's frequency block, a resolution bandwidth of at least one percent of the emission bandwidth of the fundamental emission of the transmitter may be employed.

24.238 (a)

For operations in the 1850-1910 and 1930-1990 MHz band, the FCC limit is $43 + 10\log_{10}(P[\text{Watts}])$ dB below the transmitter power $P(\text{Watts})$ in a 1MHz bandwidth. However, in the 1 MHz bands immediately outside and adjacent to the frequency block a resolution bandwidth of at least one percent of the emission bandwidth of the fundamental emission of the transmitter may be employed.

27.53 (c)

For operations in the 776-788 MHz band, the FCC limit is $43 + 10\log_{10}(P[\text{Watts}])$ dB below the transmitter power $P(\text{Watts})$ in a 100 kHz bandwidth. However, in the 100 kHz bands immediately outside and adjacent to the frequency block, a resolution bandwidth of at least 30 kHz may be employed. In addition, the power of any unwanted emissions in any 6.25 kHz bandwidth for all frequencies between 763-775 MHz and 793-806 MHz shall be attenuated below the transmitter power, P (dBW), by at least $65 + 10 \log_{10} p(\text{watts})$, dB, for mobile and portable equipment.

27.53 (g)

For operations in the 600MHz band and 698-746 MHz band, the FCC limit is $43 + 10\log_{10}(P[\text{Watts}])$ dB below the transmitter power $P(\text{Watts})$ in a 100 kHz bandwidth. However, in the 100 kilohertz bands immediately outside and adjacent to a licensee's frequency block, a resolution bandwidth of at least 30 kHz may be employed.

27.53 (h)

For operations in the 1710 – 1755 MHz band, 1755-1780 MHz, the FCC limit is $43 + 10\log_{10}(P[\text{Watts}])$ dB below the transmitter power $P(\text{Watts})$ in a 1 MHz bandwidth. However, in the 1MHz bands immediately outside and adjacent to the licensee's frequency block, a resolution bandwidth of at least one percent of the emission bandwidth of the fundamental emission of the transmitter may be employed.

**27.53(m)(4)**

For mobile digital stations, the attenuation factor shall be not less than $40 + 10 \log (P)$ dB on all frequencies between the channel edge and 5 megahertz from the channel edge, $43 + 10 \log (P)$ dB on all frequencies between 5 megahertz and X megahertz from the channel edge, and $55 + 10 \log (P)$ dB on all frequencies more than X megahertz from the channel edge, where X is the greater of 6 megahertz or the actual emission bandwidth as defined in paragraph (m)(6) of this section. In addition, the attenuation factor shall not be less that $43 + 10 \log (P)$ dB on all frequencies between 2490.5 MHz and 2496 MHz and $55 + 10 \log (P)$ dB at or below 2490.5 MHz. Mobile Satellite Service licensees operating on frequencies below 2495 MHz may also submit a documented interference complaint against BRS licensees operating on channel BRS Channel 1 on the same terms and conditions as adjacent channel BRS or EBS licensees.

27.53 (a)(4)

For mobile and portable stations operating in the 2305-2315 MHz and 2350-2360 MHz bands:

- (i) By a factor of not less than: $43 + 10 \log (P)$ dB on all frequencies between 2305 and 2320 MHz and on all frequencies between 2345 and 2360 MHz that are outside the licensed band(s) of operation, not less than $55 + 10 \log (P)$ dB on all frequencies between 2320 and 2324 MHz and on all frequencies between 2341 and 2345 MHz, not less than $61 + 10 \log (P)$ dB on all frequencies between 2324 and 2328 MHz and on all frequencies between 2337 and 2341 MHz, and not less than $67 + 10 \log (P)$ dB on all frequencies between 2328 and 2337 MHz.
- (ii) By a factor of not less than $43 + 10 \log (P)$ dB on all frequencies between 2300 and 2305 MHz, $55 + 10 \log (P)$ dB on all frequencies between 2296 and 2300 MHz, $61 + 10 \log (P)$ dB on all frequencies between 2292 and 2296 MHz, $67 + 10 \log (P)$ dB on all frequencies between 2288 and 2292 MHz, and $70 + 10 \log (P)$ dB below 2288 MHz.
- (iii) By a factor of not less than $43 + 10 \log (P)$ dB on all frequencies between 2360 and 2365 MHz, and not less than $70 + 10 \log (P)$ dB above 2365 MHz.

90.543(e)

- (1) On all frequencies between 769-775 MHz and 799-805 MHz, by a factor not less than $76 + 10 \log (P)$ dB in a 6.25 kHz band segment, for base and fixed stations.
- (2) On all frequencies between 769-775 MHz and 799-805 MHz, by a factor not less than $65 + 10 \log (P)$ dB in a 6.25 kHz band segment, for mobile and portable stations.
- (3) On any frequency between 775-788 MHz, above 805 MHz, and below 758 MHz, by at least $43 + 10 \log (P)$ dB.

**27.53 (l)(2)**

For mobile operations in the 3700-3980 MHz band, the conducted power of any emission outside the licensee's authorized bandwidth shall not exceed -13 dBm/MHz. Compliance with this paragraph (l)(2) is based on the use of measurement instrumentation employing a resolution bandwidth of 1 megahertz or greater. However, in the 1 megahertz bands immediately outside and adjacent to the licensee's frequency block, the minimum resolution bandwidth for the measurement shall be either one percent of the emission bandwidth of the fundamental emission of the transmitter or 350 kHz. In the bands between 1 and 5 MHz removed from the licensee's frequency block, the minimum resolution bandwidth for the measurement shall be 500 kHz. The emission bandwidth is defined as the width of the signal between two points, one below the carrier center frequency and one above the carrier center frequency, outside of which all emissions are attenuated at least 26 dB below the transmitter power.

27.53 (n)(2)

For mobile operations in the 3450-3550 MHz band, the conducted power of any emission outside the licensee's authorized bandwidth shall not exceed -13 dBm/MHz. Compliance with this paragraph (n)(2) is based on the use of measurement instrumentation employing a resolution bandwidth of 1 megahertz or greater. However, in the 1 megahertz bands immediately outside and adjacent to the licensee's frequency block, a resolution bandwidth of at least one percent of the emission bandwidth of the fundamental emission of the transmitter may be employed, but limited to a maximum of 200 kHz. In the bands between 1 and 5 MHz removed from the licensee's frequency block, the minimum resolution bandwidth for the measurement shall be 500 kHz. The emission bandwidth is defined as the width of the signal between two points, one below the carrier center frequency and one above the carrier center frequency, outside of which all emissions are attenuated at least 26 dB below the transmitter power.



3.5.2 Test Procedures

The testing follows FCC KDB 971168 D01 v03r01 Section 6.1.

1. The EUT was connected to spectrum analyzer and system simulator via a power divider.
2. The band edges of low and high channels for the highest RF powers were measured.
3. Set RBW \geq 1% EBW in the 1MHz band immediately outside and adjacent to the band edge.
4. Beyond the 1 MHz band from the band edge, RBW=1MHz was used.
5. Set spectrum analyzer with RMS detector.
6. The RF fundamental frequency should be excluded against the limit line in the operating frequency band.
7. Checked that all the results comply with the emission limit line.



3.6 Emission Mask

3.6.1 Description of Emissions Mask Measurement

For LTE Band 14

Transmitters designed must meet the emission mask comply with the emission mask provisions of FCC Part 90.210(n).

For LTE Band 26

Equipment used in this licensed to EA or non-EA systems shall comply with the emission mask provisions of FCC Part 90.691

(a) Out-of-band emission requirement shall apply only to the "outer" channels included in an EA license and to spectrum adjacent to interior channels used by incumbent licensees. The emission limits are as follows:

(1) For any frequency removed from the EA licensee's frequency block by up to and including 37.5 kHz, the power of any emission shall be attenuated below the transmitter power (P) in watts by at least $116 \text{ Log}_{10}(f/6.1)$ decibels or $50 + 10 \text{ Log}_{10}(P)$ decibels or 80 decibels, whichever is the lesser attenuation, where f is the frequency removed from the center of the outer channel in the block in kilohertz and where f is greater than 12.5 kHz.

(2) For any frequency removed from the EA licensee's frequency block greater than 37.5 kHz, the power of any emission shall be attenuated below the transmitter power (P) in watts by at least $43 + 10 \text{ Log}_{10}(P)$ decibels or 80 decibels, whichever is the lesser attenuation, where f is the frequency removed from the center of the outer channel in the block in kilohertz and where f is greater than 37.5 kHz.



3.6.2 Test Procedures

For LTE Band 14

The testing follows FCC KDB 971168 D01 v03r01 Section 6.0.

1. The EUT was connected to spectrum analyzer and system simulator via a power divider.
2. The power of the modulated signal was measured on a spectrum analyzer using an RMS and 10 second sweep time in order to maximize the level.
3. The RF fundamental frequency should be excluded against the limit line in the operating frequency band.

For LTE Band 26

1. The EUT was connected to spectrum analyzer and base station via power divider.
2. The emissions mask of low and high channels for the highest RF powers were measured.
3. Set RBW and VBW 3 times of RBW to make the measurement with the spectrum analyzer's, and according to KDB 971168 D02 Misc Rev Approve License Devices v02r01 standards, set RBW = 300 Hz to make offsets less than 37.5 kHz from a channel edge , RBW = 100 kHz to make offsets greater than 37.5 kHz, that is allowed.
4. The test results were shown below plots with a correction offset factor including cable loss, insertion loss of power divider.



3.7 Conducted Spurious Emission

3.7.1 Description of Conducted Spurious Emission Measurement

The power of any emission outside of the authorized operating frequency ranges must be lower than the transmitter power (P) by a factor of at least $43 + 10 \log (P)$ dB.

For LTE Band 30

The power of any emission outside of the authorized operating frequency ranges must be lower than the transmitter power (P) by a factor of at least $70 + 10 \log (P)$ dB.

For LTE Band 7, 38, 41

The power of any emission outside of the authorized operating frequency ranges must be lower than the transmitter power (P) by a factor of at least $55 + 10 \log (P)$ dB.

It is measured by means of a calibrated spectrum analyzer and scanned from 30 MHz up to a frequency including its 10th harmonic.

3.7.2 Test Procedures

The testing follows FCC KDB 971168 D01 v03r01 Section 6.1.

1. The EUT was connected to spectrum analyzer and system simulator via a power divider.
2. The RF output of EUT was connected to the spectrum analyzer by RF cable and attenuator. The path loss was compensated to the results for each measurement.
3. The conducted spurious emission for the whole frequency range was taken.
4. Make the measurement with the spectrum analyzer's RBW = 100 kHz if the authorized frequency band/block is at or below 1 GHz and 1 MHz if the authorized frequency band/block is above 1 GH, VBW = 3 * RBW.
5. Set spectrum analyzer with RMS detector.
6. Taking the record of maximum spurious emission.
7. The RF fundamental frequency should be excluded against the limit line in the operating frequency band.
8. The limit line is derived from $43 + 10\log(P)$ dB below the transmitter power P(Watts)



3.8 Frequency Stability

3.8.1 Description of Frequency Stability Measurement

24.235 , 27.54,

The frequency stability shall be sufficient to ensure that the fundamental emission stays within the authorized frequency block.

22.355

The frequency stability shall be measured by variation of ambient temperature and variation of primary supply voltage to ensure that the fundamental emission stays within the authorized frequency block. The frequency stability of the transmitter shall be maintained within $\pm 0.00025\%$ ($\pm 2.5\text{ppm}$) of the center frequency.

3.8.2 Test Procedures for Temperature Variation

The testing follows FCC KDB 971168 D01 v03r01 Section 9.0.

1. The EUT was set up in the thermal chamber and connected with the system simulator.
2. With power OFF, the temperature was decreased to -30°C and the EUT was stabilized before testing. Power was applied and the maximum change in frequency was recorded within one minute.
3. With power OFF, the temperature was raised in 10°C step up to 50°C . The EUT was stabilized at each step for at least half an hour. Power was applied and the maximum frequency change was recorded within one minute.

3.8.3 Test Procedures for Voltage Variation

The testing follows FCC KDB 971168 D01 v03r01 Section 9.0.

1. The EUT was placed in a temperature chamber at $20\pm 5^{\circ}\text{C}$ and connected with the system simulator.
2. The power supply voltage to the EUT was varied from 85% to 115% of the nominal value measured at the input to the EUT.
3. The variation in frequency was measured for the worst case.

4 Radiated Test Items

4.1 Measuring Instruments

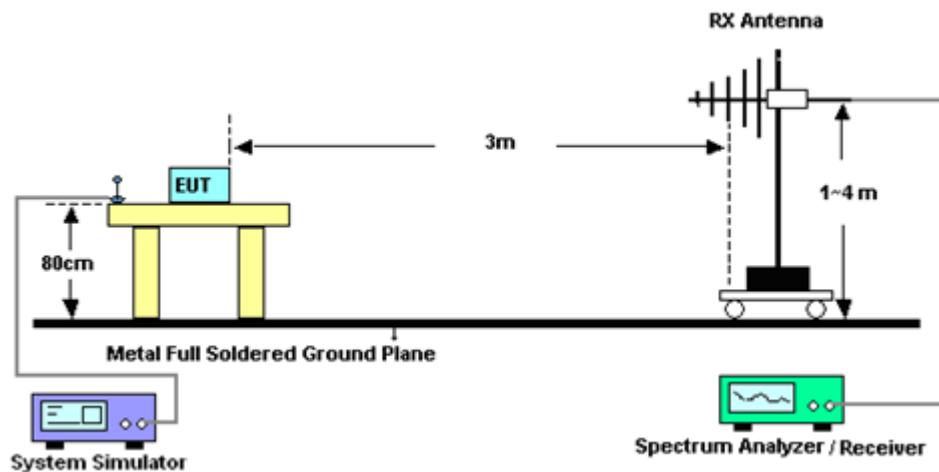
See list of measuring instruments of this test report.

4.1.1 Test Setup

For radiated test below 30MHz



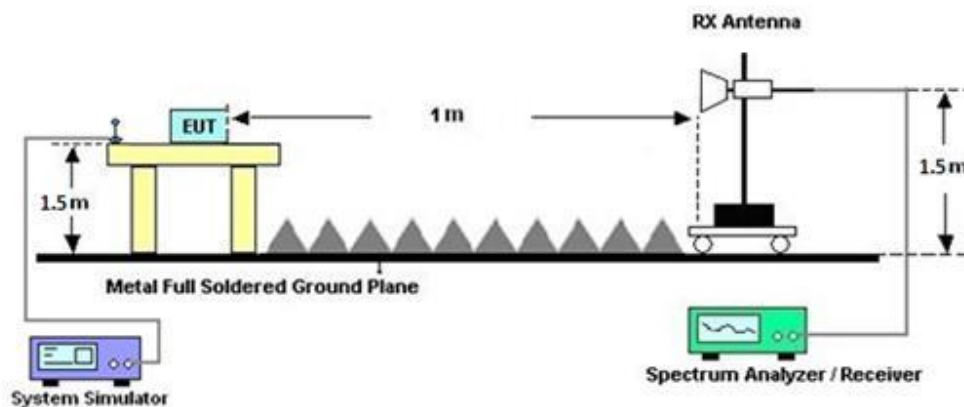
For radiated test from 30MHz to 1GHz



For radiated test from 1GHz to 18GHz



For radiated test above 18GHz



4.1.2 Test Result of Radiated Test

Please refer to Appendix B.

Note:

The low frequency, which started from 9 kHz to 30MHz, was pre-scanned and the result which was 20dB lower than the limit line was not reported.

There is adequate comparison measurement of both open-field test site and alternative test site - semi-Anechoic chamber according to 414788 D01 Radiated Test Site v01r01, and the result came out very similar.



4.2 Radiated Spurious Emission Measurement

4.2.1 Description of Radiated Spurious Emission Measurement

The radiated spurious emission was measured by substitution method according to ANSI C63.26-2015. The power of any emission outside of the authorized operating frequency ranges must be attenuated below the transmitter power (P) by a factor of at least $43 + 10 \log (P)$ dB.

For LTE Band 7, 38, 41

The power of any emission outside of the authorized operating frequency ranges must be attenuated below the transmitter power (P) by a factor of at least $55 + 10 \log (P)$ dB.

For LTE Band 13

For operations in the 746-758 MHz, 775-788 MHz, and 805-806 MHz bands, emissions in the band 1559-1610 MHz shall be limited to -70 dBW/MHz equivalent isotropically radiated power (EIRP) for wideband signals, and -80 dBW EIRP for discrete emissions of less than 700 Hz bandwidth.

For LTE Band 30

The power of any emission outside of the authorized operating frequency ranges must be attenuated below the transmitter power (P) by a factor of at least $70 + 10 \log (P)$ dB.

For LTE Band 14

For operations in the 758-775 MHz and 788-805 MHz bands, all emissions including harmonics in the band 1559–1610 MHz shall be limited to -70 dBW/MHz equivalent isotropically radiated power (EIRP) for wideband signals, and -80 dBW EIRP for discrete emissions of less than 700 Hz bandwidth. For the purpose of equipment authorization, a transmitter shall be tested with an antenna that is representative of the type that will be used with the equipment in normal operation.

The spectrum is scanned from 30 MHz up to a frequency including its 10th harmonic.



4.2.2 Test Procedures

The testing follows FCC KDB 971168 D01 v03r01 Section 7 and ANSI C63.26-2015 section 5.5.4 Radiated measurement using the field strength method.

1. The EUT was placed on a turntable with 0.8 meter for frequency below 1GHz and 1.5 meter for frequency above 1GHz respectively above ground.
2. The EUT was set 3 meters from the receiving antenna, which was mounted on the antenna tower.
3. The table was rotated 360 degrees to determine the position of the highest spurious emission.
4. The height of the receiving antenna is varied between one meter and four meters to search the maximum spurious emission for both horizontal and vertical polarizations.
5. Make the measurement with the spectrum analyzer's RBW = 1MHz, VBW = 3MHz, taking the record of maximum spurious emission.
6. To convert spectrum reading E(dBuV/m) to EIRP(dBm)
7. $EIRP(dBm) = Level(dBuV/m) + 20\log(d) - 104.77$, where d is the distance at which field strength limit is specified in the rules
8. $Field\ Strength\ Level(dBm) = Spectrum\ Reading(dBm) + Antenna\ Factor + Cable\ Loss + Read\ Level - Preamp\ Factor.$
9. $ERP(dBm) = EIRP(dBm) - 2.15$
10. The RF fundamental frequency should be excluded against the limit line in the operating frequency band.



5 List of Measuring Equipment

Instrument	Brand Name	Model No.	Serial No.	Characteristics	Calibration Date	Test Date	Due Date	Remark
Radio Communication Analyzer	Anritsu	MT8821C	6262025353	LTE FDD/TDD LTE-2CC DLCA/ULCA	Oct. 03, 2023	May 08, 2024~ Jul. 26, 2024	Oct. 02, 2024	Conducted (TH03-HY)
Thermal Chamber	ESPEC	SH-641	92013720	-40°C ~90°C	Sep. 04, 2023	May 08, 2024~ Jul. 26, 2024	Sep. 03, 2024	Conducted (TH03-HY)
DC Power Supply	GW Instek	GPP-2323	GES906037	0V~64V ; 0A~6A	Nov. 28, 2023	May 08, 2024~ Jul. 26, 2024	Nov. 27, 2024	Conducted (TH03-HY)
Coupler+10dB+ RFCable	Warison + WoKen + E-Instument	20dB 25W SMA Directional Coupler+ 10dB 18GHz_5W+S FL405_1.5M	#A+#1+#1+# 7	1-18GHz	Jan. 02, 2024	May 08, 2024~ Jul. 26, 2024	Jan. 01, 2025	Conducted (TH03-HY)
Power divider	Anritsu	K241C	2143398	9KHz~40GHz	Jun. 13, 2023	May 08, 2024~ Jun. 11, 2024	Jun. 12, 2024	Conducted (TH03-HY)
Power divider	Anritsu	K241C	2143398	9KHz~40GHz	Jun. 13, 2024	Jun. 13, 2024~ Jul. 26, 2024	Jun. 12, 2025	Conducted (TH03-HY)
Spectrum Analyzer	Rohde & Schwarz	FSV40	101905	10Hz~40GHz	Jul. 14, 2023	May 08, 2024~ Jul. 11, 2024	Jul. 13, 2024	Conducted (TH03-HY)
Spectrum Analyzer	Rohde & Schwarz	FSV40	101905	10Hz~40GHz	Jul. 11, 2024	Jul. 11, 2024~ Jul. 26, 2024	Jul. 10, 2025	Conducted (TH03-HY)
Software	Sporton	NCC PLMN10 Test Tools	N/A	Conducted Test Item	N/A	May 08, 2024~ Jul. 26, 2024	N/A	Conducted (TH03-HY)
Software	Anritsu	Auto Test System	N/A	Conducted Test Item	N/A	May 08, 2024~ Jul. 26, 2024	N/A	Conducted (TH03-HY)
Bilog Antenna	TESEQ	CBL 6111D & N-6-06	35414 & AT-N0602	30MHz~1GHz	Oct. 07, 2023	May 14, 2024~ Jul. 26, 2024	Oct. 06, 2024	Radiation (03CH11-HY)
Loop Antenna	Rohde & Schwarz	HFH2-Z2	100488	9 kHz~30 MHz	Sep. 12, 2023	May 14, 2024~ Jul. 26, 2024	Sep. 11, 2024	Radiation (03CH11-HY)
Horn Antenna	SCHWARZB ECK	BBHA 9120 D	9120D-01620	1GHz~18GHz	Aug. 17, 2023	May 14, 2024~ Jul. 26, 2024	Aug. 16, 2024	Radiation (03CH11-HY)
SHF-EHF Horn Antenna	SCHWARZB ECK	BBHA 9170	00993	18GHz~40GHz	Nov. 24, 2023	May 14, 2024~ Jul. 18, 2024	Nov. 23, 2024	Radiation (03CH11-HY)
SHF-EHF Horn Antenna	SCHWARZB ECK	BBHA 9170	1223	18GHz~40GHz	Jul. 10, 2023	May 14, 2024~ Jun. 23, 2024	Jul. 09, 2024	Radiation (03CH11-HY)
SHF-EHF Horn Antenna	SCHWARZB ECK	BBHA 9170	1223	18GHz~40GHz	Jun. 24, 2024	Jun. 24, 2024~ Jul. 26, 2024	Jun. 23, 2025	Radiation (03CH11-HY)
SHF-EHF Horn Antenna	SCHWARZB ECK	BBHA 9170	1224	18GHz~40GHz	Jul. 10, 2023	May 14, 2024~ Jun. 23, 2024	Jul. 09, 2024	Radiation (03CH11-HY)
SHF-EHF Horn Antenna	SCHWARZB ECK	BBHA 9170	1224	18GHz~40GHz	Jun. 24, 2024	Jun. 24, 2024~ Jul. 26, 2024	Jun. 23, 2025	Radiation (03CH11-HY)
Amplifier	SONOMA	310N	187312	9kHz~1GHz	Dec. 08, 2023	May 14, 2024~ Jul. 26, 2024	Dec. 07, 2024	Radiation (03CH11-HY)
Preamplifier	Keysight	83017A	MY53270080	1GHz~26.5GHz	Mar. 25, 2024	May 14, 2024~ Jul. 26, 2024	Mar. 24, 2025	Radiation (03CH11-HY)
Preamplifier	Jet-Power	JPA0118-55-3 03	1710001800 055007	1GHz~18GHz	Jun. 14, 2023	May 14, 2024~ Jun. 12, 2024	Jun. 13, 2024	Radiation (03CH11-HY)
Preamplifier	Jet-Power	JPA0118-55-3 03	1710001800 055007	1GHz~18GHz	Jun. 13, 2024	Jun. 13, 2024~ Jul. 18, 2024	Jun. 12, 2025	Radiation (03CH11-HY)
Preamplifier	EMEC	EM18G40G	060801	18GHz~40GHz	Jun. 27, 2023	May 14, 2024~ May 26, 2024	Jun. 26, 2024	Radiation (03CH11-HY)
Preamplifier	EMEC	EM18G40G	060801	18GHz~40GHz	May 27, 2024	May 27, 2024~ Jul. 26, 2024	May 26, 2025	Radiation (03CH11-HY)
Preamplifier	EMEC	EM18G40G	060871	18GHz~40GHz	Aug. 30, 2023	May 14, 2024~ Jul. 26, 2024	Aug. 29, 2024	Radiation (03CH11-HY)
Preamplifier	EMEC	EM18G40G	060872	18GHz~40GHz	Sep. 06, 2023	May 14, 2024~ Jul. 26, 2024	Sep. 05, 2024	Radiation (03CH11-HY)
Spectrum Analyzer	Keysight	N9010A	MY54200486	10Hz~44GHz	Oct. 05, 2023	May 14, 2024~ Jul. 26, 2024	Oct. 04, 2024	Radiation (03CH11-HY)
EMI Test Receiver	Keysight	N9038A(MXE)	MY55420170	20MHz~8.4GHz	Aug. 02, 2023	May 14, 2024~ Jul. 26, 2024	Aug. 01, 2024	Radiation (03CH11-HY)



Instrument	Brand Name	Model No.	Serial No.	Characteristics	Calibration Date	Test Date	Due Date	Remark
Controller	EMEC	EM 1000	N/A	Control Turn table & Ant Mast	N/A	May 14, 2024~ Jul. 26, 2024	N/A	Radiation (03CH11-HY)
Antenna Mast	EMEC	AM-BS-4500-B	N/A	1~4m	N/A	May 14, 2024~ Jul. 26, 2024	N/A	Radiation (03CH11-HY)
Turn Table	EMEC	TT 2000	N/A	0~360 Degree	N/A	May 14, 2024~ Jul. 26, 2024	N/A	Radiation (03CH11-HY)
Software	Audix	E3 6.2009-8-24	RK-001053	N/A	N/A	May 14, 2024~ Jul. 26, 2024	N/A	Radiation (03CH11-HY)
Hygrometer	TECPEL	DTM-303B	TP140325	N/A	Dec. 08, 2023	May 14, 2024~ Jul. 26, 2024	Dec. 07, 2024	Radiation (03CH11-HY)
RF Cable	HUBER + SUHNER	SUCOFLEX 102	801595/2	30M~40G	Mar. 06, 2024	May 14, 2024~ May 22, 2024	Mar. 05, 2025	Radiation (03CH11-HY)
RF Cable	HUBER + SUHNER	SUCOFLEX 102	804013/2	30M~40G	May 23, 2024	May 23, 2024~ Jul. 26, 2024	May 22, 2025	Radiation (03CH11-HY)
RF Cable	HUBER + SUHNER	SUCOFLEX 102	MY2859/2	30MHz~40GHz	Mar. 06, 2024	May 14, 2024~ Jul. 26, 2024	Mar. 05, 2025	Radiation (03CH11-HY)
RF Cable	HUBER + SUHNER	SUCOFLEX 102	803951/2	9K~30M	Mar. 06, 2024	May 14, 2024~ Jul. 26, 2024	Mar. 05, 2025	Radiation (03CH11-HY)
RF Cable	HUBER + SUHNER	SUCOFLEX 102	803951/2	30M~40G	Mar. 06, 2024	May 14, 2024~ Jul. 26, 2024	Mar. 05, 2025	Radiation (03CH11-HY)
Filter	Wainwright	WHKX12-900- 1000-15000-6 0SS	SN12	1GHz High Pass Filter	Sep. 11, 2023	May 14, 2024~ Jul. 26, 2024	Sep. 10, 2024	Radiation (03CH11-HY)
Filter	Wainwright	WHKX12-2700 -3000-18000-6 0SS	SN3	3GHz High Pass Filter	Sep. 11, 2023	May 14, 2024~ Jul. 26, 2024	Sep. 10, 2024	Radiation (03CH11-HY)
Filter	Wainwright	WHKX8-5872. 5-6750-18000- 40SS	SN3	6.75GHz High Pass Filter	Sep. 11, 2023	May 14, 2024~ Jul. 26, 2024	Sep. 10, 2024	Radiation (03CH11-HY)



6 Measurement Uncertainty

Uncertainty of Radiated Emission Measurement (30 MHz ~ 1000 MHz)

Measuring Uncertainty for a Level of Confidence of 95% ($U = 2Uc(y)$)	3.290 dB
---	----------

Uncertainty of Radiated Emission Measurement (1 GHz ~ 18 GHz)

Measuring Uncertainty for a Level of Confidence of 95% ($U = 2Uc(y)$)	2.076 dB
---	----------

Uncertainty of Radiated Emission Measurement (18 GHz ~ 40 GHz)

Measuring Uncertainty for a Level of Confidence of 95% ($U = 2Uc(y)$)	2.082 dB
---	----------



Appendix A. Test Results of Conducted Test

Conducted Output Power(Average power & ERP/EIRP)

LTE Band 2 Maximum Average Power [dBm] (GT - LC = 8 dB)								
BW [MHz]	RB Size	RB Offset	Mod	Lowest	Middle	Highest	EIRP (dBm)	EIRP (W)
20	1	0	QPSK	23.85	24.01	24.06	32.06	1.6069
20	1	49		23.92	23.82	23.82		
20	1	99		23.74	23.74	23.78		
20	50	0		22.88	22.84	22.79		
20	50	24		22.97	22.91	22.89		
20	50	50		22.96	22.84	22.83		
20	100	0		22.98	22.88	22.88		
20	1	0	16-QAM	23.19	23.25	23.29	31.29	1.3459
20	1	49		23.13	23.13	23.09		
20	1	99		23.17	23.00	23.04		
20	50	0		21.95	21.85	21.83		
20	50	24		22.04	21.95	21.98		
20	50	50		21.95	21.87	21.85		
20	100	0		21.85	21.92	21.91		
20	1	0	64-QAM	22.19	22.07	22.06	30.19	1.0447
20	1	49		21.93	22.12	22.12		
20	1	99		22.08	22.03	22.01		
20	50	0		20.90	20.78	20.76		
20	50	24		20.98	20.94	20.97		
20	50	50		20.91	20.86	20.83		
20	100	0		20.93	20.90	20.92		
20	1	0	256-QAM	18.97	18.92	18.96	27.02	0.5035
20	1	49		18.95	19.01	19.02		
20	1	99		18.90	18.93	18.89		
20	50	0		18.86	18.88	18.84		
20	50	24		18.94	18.90	18.92		
20	50	50		18.86	18.90	18.85		
20	100	0		18.83	18.84	18.88		
Limit	EIRP < 2W			Result			Pass	



LTE Band 2 Maximum Average Power [dBm] (GT - LC = 8 dB)								
BW [MHz]	RB Size	RB Offset	Mod	Lowest	Middle	Highest	EIRP (dBm)	EIRP (W)
15	1	0	QPSK	23.85	24.01	23.99	32.01	1.5885
15	1	37		23.88	23.82	23.80		
15	1	74		23.70	23.68	23.71		
15	36	0		22.83	22.75	22.75		
15	36	20		22.87	22.84	22.86		
15	36	39		22.90	22.79	22.80		
15	75	0		22.91	22.82	22.83		
15	1	0	16-QAM	23.16	23.20	23.28	31.28	1.3428
15	1	37		23.13	23.08	23.03		
15	1	74		23.12	22.98	22.99		
15	36	0		21.91	21.80	21.75		
15	36	20		22.02	21.90	21.94		
15	36	39		21.90	21.82	21.85		
15	75	0		21.76	21.90	21.90		
15	1	0	64-QAM	22.14	22.07	22.03	30.14	1.0328
15	1	37		21.88	22.07	22.11		
15	1	74		22.08	22.03	21.97		
15	36	0		20.88	20.77	20.76		
15	36	20		20.90	20.91	20.88		
15	36	39		20.89	20.78	20.76		
15	75	0		20.88	20.84	20.85		
15	1	0	256-QAM	18.92	18.92	18.87	26.94	0.4943
15	1	37		18.85	18.92	18.94		
15	1	74		18.81	18.83	18.83		
15	36	0		18.80	18.86	18.81		
15	36	20		18.86	18.89	18.83		
15	36	39		18.78	18.80	18.75		
15	75	0		18.83	18.79	18.80		
Limit	EIRP < 2W			Result			Pass	



LTE Band 2 Maximum Average Power [dBm] (GT - LC = 8 dB)								
BW [MHz]	RB Size	RB Offset	Mod	Lowest	Middle	Highest	EIRP (dBm)	EIRP (W)
10	1	0	QPSK	23.84	23.94	24.05	32.05	1.6032
10	1	25		23.90	23.80	23.72		
10	1	49		23.66	23.65	23.72		
10	25	0		22.82	22.84	22.76		
10	25	12		22.92	22.90	22.80		
10	25	25		22.93	22.75	22.82		
10	50	0		22.93	22.88	22.84		
10	1	0	16-QAM	23.16	23.21	23.23	31.23	1.3274
10	1	25		23.07	23.13	23.00		
10	1	49		23.11	22.92	23.02		
10	25	0		21.95	21.77	21.73		
10	25	12		22.02	21.90	21.94		
10	25	25		21.92	21.78	21.84		
10	50	0		21.75	21.84	21.83		
10	1	0	64-QAM	22.19	22.04	21.97	30.19	1.0447
10	1	25		21.84	22.12	22.04		
10	1	49		22.06	21.98	21.96		
10	25	0		20.86	20.75	20.69		
10	25	12		20.93	20.88	20.96		
10	25	25		20.86	20.86	20.79		
10	50	0		20.91	20.83	20.85		
10	1	0	256-QAM	18.94	18.84	18.86	27.00	0.5012
10	1	25		18.94	19.00	18.98		
10	1	49		18.80	18.92	18.89		
10	25	0		18.76	18.81	18.80		
10	25	12		18.93	18.87	18.90		
10	25	25		18.79	18.83	18.85		
10	50	0		18.79	18.77	18.79		
Limit	EIRP < 2W			Result			Pass	



LTE Band 2 Maximum Average Power [dBm] (GT - LC = 8 dB)								
BW [MHz]	RB Size	RB Offset	Mod	Lowest	Middle	Highest	EIRP (dBm)	EIRP (W)
5	1	0	QPSK	23.85	23.91	24.00	32.00	1.5849
5	1	12		23.86	23.75	23.78		
5	1	24		23.69	23.73	23.74		
5	12	0		22.82	22.83	22.79		
5	12	7		22.92	22.81	22.85		
5	12	13		22.91	22.76	22.73		
5	25	0		22.89	22.80	22.78		
5	1	0	16-QAM	23.12	23.18	23.19	31.19	1.3152
5	1	12		23.06	23.03	23.02		
5	1	24		23.11	22.96	23.04		
5	12	0		21.86	21.84	21.80		
5	12	7		22.00	21.87	21.91		
5	12	13		21.87	21.86	21.80		
5	25	0		21.84	21.82	21.82		
5	1	0	64-QAM	22.18	22.05	21.99	30.18	1.0423
5	1	12		21.93	22.03	22.03		
5	1	24		22.02	22.03	22.01		
5	12	0		20.80	20.77	20.68		
5	12	7		20.93	20.92	20.91		
5	12	13		20.85	20.84	20.80		
5	25	0		20.84	20.89	20.82		
5	1	0	256-QAM	18.96	18.85	18.88	27.00	0.5012
5	1	12		18.95	19.00	18.96		
5	1	24		18.88	18.83	18.79		
5	12	0		18.80	18.87	18.81		
5	12	7		18.87	18.81	18.92		
5	12	13		18.86	18.84	18.81		
5	25	0		18.79	18.74	18.85		
Limit	EIRP < 2W			Result			Pass	



LTE Band 2 Maximum Average Power [dBm] (GT - LC = 8 dB)								
BW [MHz]	RB Size	RB Offset	Mod	Lowest	Middle	Highest	EIRP (dBm)	EIRP (W)
3	1	0	QPSK	23.76	23.94	24.05	32.05	1.6032
3	1	8		23.86	23.80	23.72		
3	1	14		23.70	23.74	23.75		
3	8	0		22.81	22.80	22.77		
3	8	4		22.87	22.89	22.88		
3	8	7		22.96	22.84	22.78		
3	15	0		22.97	22.87	22.84		
3	1	0	16-QAM	23.12	23.19	23.29	31.29	1.3459
3	1	8		23.08	23.08	23.04		
3	1	14		23.16	22.92	23.02		
3	8	0		21.85	21.81	21.76		
3	8	4		21.99	21.89	21.95		
3	8	7		21.88	21.77	21.75		
3	15	0		21.85	21.91	21.82		
3	1	0	64-QAM	22.15	21.97	21.96	30.15	1.0351
3	1	8		21.88	22.06	22.09		
3	1	14		22.06	21.94	21.97		
3	8	0		20.82	20.75	20.67		
3	8	4		20.98	20.86	20.95		
3	8	7		20.88	20.82	20.76		
3	15	0		20.93	20.87	20.90		
3	1	0	256-QAM	18.93	18.82	18.94	27.01	0.5023
3	1	8		18.90	19.01	18.96		
3	1	14		18.84	18.88	18.83		
3	8	0		18.80	18.80	18.82		
3	8	4		18.88	18.89	18.89		
3	8	7		18.82	18.83	18.77		
3	15	0		18.78	18.82	18.85		
Limit	EIRP < 2W			Result			Pass	



LTE Band 2 Maximum Average Power [dBm] (GT - LC = 8 dB)								
BW [MHz]	RB Size	RB Offset	Mod	Lowest	Middle	Highest	EIRP (dBm)	EIRP (W)
1.4	1	0	QPSK	23.79	23.92	24.01	32.01	1.5885
1.4	1	3		23.86	23.73	23.80		
1.4	1	5		23.66	23.65	23.74		
1.4	3	0		23.80	23.93	23.96		
1.4	3	1		23.83	23.81	23.77		
1.4	3	3		23.67	23.64	23.70		
1.4	6	0		22.78	22.84	22.71		
1.4	1	0	16-QAM	23.09	23.15	23.24	31.24	1.3305
1.4	1	3		23.10	23.13	23.03		
1.4	1	5		23.08	22.91	22.95		
1.4	3	0		23.18	23.16	23.20		
1.4	3	1		23.05	23.05	22.99		
1.4	3	3		23.17	23.00	22.96		
1.4	6	0		21.95	21.83	21.77		
1.4	1	0	64-QAM	22.12	22.07	21.96	30.12	1.0280
1.4	1	3		21.89	22.08	22.10		
1.4	1	5		22.02	21.99	22.01		
1.4	3	0		22.11	22.00	22.05		
1.4	3	1		21.93	22.04	22.11		
1.4	3	3		22.08	21.96	21.99		
1.4	6	0		20.82	20.76	20.72		
1.4	1	0	256-QAM	18.91	18.90	18.92	27.00	0.5012
1.4	1	3		18.88	19.00	19.00		
1.4	1	5		18.84	18.90	18.86		
1.4	3	0		18.88	18.91	18.94		
1.4	3	1		18.87	18.97	18.96		
1.4	3	3		18.88	18.83	18.86		
1.4	6	0		18.81	18.87	18.78		
Limit	EIRP < 2W			Result			Pass	



LTE Band 25 Maximum Average Power [dBm] (GT - LC = 8 dB)								
BW [MHz]	RB Size	RB Offset	Mod	Lowest	Middle	Highest	EIRP (dBm)	EIRP (W)
20	1	0	QPSK	24.01	24.02	24.16	32.16	1.6444
20	1	49		23.86	24.09	23.81		
20	1	99		23.73	23.73	23.72		
20	50	0		22.87	22.78	22.75		
20	50	24		22.94	22.96	22.69		
20	50	50		22.86	22.92	22.73		
20	100	0		22.91	22.86	22.67		
20	1	0	16-QAM	23.13	23.16	23.09	31.42	1.3868
20	1	49		23.42	23.21	22.75		
20	1	99		23.11	23.13	22.98		
20	50	0		21.88	21.92	21.83		
20	50	24		21.94	21.90	21.82		
20	50	50		21.88	21.94	21.75		
20	100	0		21.93	21.93	21.69		
20	1	0	64-QAM	22.18	22.02	21.98	30.22	1.0520
20	1	49		22.22	22.15	21.97		
20	1	99		22.19	22.11	21.94		
20	50	0		20.78	20.93	20.74		
20	50	24		21.03	20.95	20.77		
20	50	50		20.94	20.90	20.73		
20	100	0		20.92	20.85	21.03		
20	1	0	256-QAM	18.91	18.86	18.75	26.98	0.4989
20	1	49		18.91	18.98	18.93		
20	1	99		18.73	18.84	18.63		
20	50	0		18.76	18.82	18.71		
20	50	24		18.90	18.94	18.75		
20	50	50		18.97	18.81	18.70		
20	100	0		18.89	18.81	18.70		
Limit	EIRP < 2W			Result			Pass	



LTE Band 25 Maximum Average Power [dBm] (GT - LC = 8 dB)								
BW [MHz]	RB Size	RB Offset	Mod	Lowest	Middle	Highest	EIRP (dBm)	EIRP (W)
15	1	0	QPSK	23.95	24.02	24.06	32.06	1.6069
15	1	37		23.77	24.00	23.75		
15	1	74		23.66	23.73	23.63		
15	36	0		22.87	22.69	22.72		
15	36	20		22.88	22.87	22.59		
15	36	39		22.79	22.88	22.63		
15	75	0		22.88	22.77	22.62		
15	1	0	16-QAM	23.05	23.08	23.02	31.34	1.3614
15	1	37		23.34	23.21	22.69		
15	1	74		23.05	23.11	22.91		
15	36	0		21.80	21.86	21.74		
15	36	20		21.94	21.86	21.78		
15	36	39		21.88	21.84	21.75		
15	75	0		21.83	21.90	21.66		
15	1	0	64-QAM	22.11	21.99	21.92	30.17	1.0399
15	1	37		22.16	22.10	21.92		
15	1	74		22.17	22.11	21.89		
15	36	0		20.73	20.83	20.64		
15	36	20		20.95	20.85	20.76		
15	36	39		20.84	20.83	20.66		
15	75	0		20.87	20.82	20.93		
15	1	0	256-QAM	18.84	18.76	18.69	26.97	0.4977
15	1	37		18.83	18.97	18.93		
15	1	74		18.72	18.81	18.56		
15	36	0		18.75	18.76	18.62		
15	36	20		18.89	18.89	18.67		
15	36	39		18.91	18.71	18.66		
15	75	0		18.86	18.74	18.67		
Limit	EIRP < 2W			Result			Pass	



LTE Band 25 Maximum Average Power [dBm] (GT - LC = 8 dB)								
BW [MHz]	RB Size	RB Offset	Mod	Lowest	Middle	Highest	EIRP (dBm)	EIRP (W)
10	1	0	QPSK	24.01	23.95	24.09	32.09	1.6181
10	1	25		23.81	23.99	23.75		
10	1	49		23.70	23.72	23.71		
10	25	0		22.81	22.69	22.70		
10	25	12		22.93	22.93	22.66		
10	25	25		22.84	22.89	22.72		
10	50	0		22.82	22.82	22.66		
10	1	0	16-QAM	23.09	23.09	23.04	31.34	1.3614
10	1	25		23.34	23.21	22.69		
10	1	49		23.02	23.12	22.94		
10	25	0		21.88	21.85	21.75		
10	25	12		21.85	21.84	21.75		
10	25	25		21.83	21.91	21.65		
10	50	0		21.89	21.87	21.61		
10	1	0	64-QAM	22.16	21.93	21.96	30.16	1.0375
10	1	25		22.13	22.08	21.97		
10	1	49		22.13	22.08	21.84		
10	25	0		20.69	20.88	20.73		
10	25	12		21.03	20.94	20.76		
10	25	25		20.85	20.89	20.67		
10	50	0		20.85	20.83	20.99		
10	1	0	256-QAM	18.89	18.83	18.70	26.91	0.4909
10	1	25		18.81	18.90	18.91		
10	1	49		18.72	18.78	18.56		
10	25	0		18.76	18.82	18.67		
10	25	12		18.84	18.89	18.72		
10	25	25		18.88	18.74	18.64		
10	50	0		18.83	18.79	18.70		
Limit	EIRP < 2W			Result			Pass	



LTE Band 25 Maximum Average Power [dBm] (GT - LC = 8 dB)								
BW [MHz]	RB Size	RB Offset	Mod	Lowest	Middle	Highest	EIRP (dBm)	EIRP (W)
5	1	0	QPSK	23.97	23.95	24.12	32.12	1.6293
5	1	12		23.81	24.07	23.72		
5	1	24		23.70	23.73	23.69		
5	12	0		22.83	22.75	22.70		
5	12	7		22.88	22.92	22.67		
5	12	13		22.77	22.84	22.72		
5	25	0		22.81	22.81	22.64		
5	1	0	16-QAM	23.11	23.14	23.04	31.34	1.3614
5	1	12		23.34	23.18	22.67		
5	1	24		23.10	23.07	22.97		
5	12	0		21.83	21.84	21.73		
5	12	7		21.94	21.88	21.72		
5	12	13		21.83	21.92	21.71		
5	25	0		21.85	21.92	21.63		
5	1	0	64-QAM	22.18	21.97	21.97	30.18	1.0423
5	1	12		22.13	22.15	21.93		
5	1	24		22.15	22.02	21.88		
5	12	0		20.73	20.86	20.67		
5	12	7		20.94	20.86	20.69		
5	12	13		20.85	20.89	20.64		
5	25	0		20.87	20.77	20.93		
5	1	0	256-QAM	18.81	18.79	18.75	26.97	0.4977
5	1	12		18.81	18.97	18.89		
5	1	24		18.73	18.83	18.63		
5	12	0		18.75	18.81	18.68		
5	12	7		18.85	18.94	18.70		
5	12	13		18.87	18.80	18.64		
5	25	0		18.82	18.72	18.69		
Limit	EIRP < 2W			Result			Pass	



LTE Band 25 Maximum Average Power [dBm] (GT - LC = 8 dB)								
BW [MHz]	RB Size	RB Offset	Mod	Lowest	Middle	Highest	EIRP (dBm)	EIRP (W)
3	1	0	QPSK	24.00	23.92	24.13	32.13	1.6331
3	1	8		23.82	24.02	23.74		
3	1	14		23.66	23.70	23.68		
3	8	0		22.82	22.70	22.67		
3	8	4		22.90	22.91	22.61		
3	8	7		22.77	22.91	22.73		
3	15	0		22.85	22.82	22.64		
3	1	0	16-QAM	23.05	23.09	23.05	31.35	1.3646
3	1	8		23.35	23.16	22.69		
3	1	14		23.08	23.04	22.90		
3	8	0		21.78	21.83	21.73		
3	8	4		21.87	21.83	21.76		
3	8	7		21.80	21.94	21.72		
3	15	0		21.89	21.85	21.67		
3	1	0	64-QAM	22.11	22.01	21.95	30.18	1.0423
3	1	8		22.13	22.05	21.93		
3	1	14		22.18	22.08	21.91		
3	8	0		20.77	20.87	20.66		
3	8	4		20.98	20.94	20.72		
3	8	7		20.86	20.89	20.73		
3	15	0		20.90	20.76	20.96		
3	1	0	256-QAM	18.87	18.76	18.69	26.93	0.4932
3	1	8		18.84	18.93	18.89		
3	1	14		18.67	18.78	18.62		
3	8	0		18.67	18.77	18.67		
3	8	4		18.86	18.90	18.73		
3	8	7		18.88	18.79	18.64		
3	15	0		18.86	18.71	18.62		
Limit	EIRP < 2W			Result			Pass	



LTE Band 25 Maximum Average Power [dBm] (GT - LC = 8 dB)								
BW [MHz]	RB Size	RB Offset	Mod	Lowest	Middle	Highest	EIRP (dBm)	EIRP (W)
1.4	1	0	QPSK	23.97	23.94	24.15	32.15	1.6406
1.4	1	3		23.81	24.08	23.74		
1.4	1	5		23.71	23.73	23.65		
1.4	3	0		23.99	24.02	24.14		
1.4	3	1		23.86	24.07	23.73		
1.4	3	3		23.69	23.65	23.62		
1.4	6	0		22.79	22.73	22.67		
1.4	1	0	16-QAM	23.07	23.09	23.04	31.42	1.3868
1.4	1	3		23.42	23.17	22.69		
1.4	1	5		23.09	23.06	22.91		
1.4	3	0		23.07	23.12	23.02		
1.4	3	1		23.35	23.13	22.65		
1.4	3	3		23.09	23.03	22.89		
1.4	6	0		21.82	21.89	21.80		
1.4	1	0	64-QAM	22.08	21.98	21.96	30.18	1.0423
1.4	1	3		22.18	22.11	21.97		
1.4	1	5		22.10	22.09	21.86		
1.4	3	0		22.10	21.99	21.96		
1.4	3	1		22.14	22.05	21.96		
1.4	3	3		22.18	22.01	21.85		
1.4	6	0		20.70	20.93	20.67		
1.4	1	0	256-QAM	18.89	18.76	18.68	26.96	0.4966
1.4	1	3		18.85	18.96	18.87		
1.4	1	5		18.64	18.80	18.58		
1.4	3	0		18.90	18.85	18.72		
1.4	3	1		18.89	18.90	18.89		
1.4	3	3		18.73	18.81	18.62		
1.4	6	0		18.76	18.82	18.70		
Limit	EIRP < 2W			Result			Pass	



LTE Band 4 Maximum Average Power [dBm] (GT - LC = 5.5 dB)								
BW [MHz]	RB Size	RB Offset	Mod	Lowest	Middle	Highest	EIRP (dBm)	EIRP (W)
20	1	0	QPSK	23.89	23.97	24.07	29.57	0.9057
20	1	49		23.92	23.88	23.95		
20	1	99		23.84	23.80	23.84		
20	50	0		22.90	22.96	22.98		
20	50	24		23.01	23.04	22.94		
20	50	50		22.91	22.99	22.92		
20	100	0		22.95	22.92	22.88		
20	1	0	16-QAM	23.34	23.27	23.13	28.86	0.7691
20	1	49		23.36	23.14	23.34		
20	1	99		23.06	23.01	23.25		
20	50	0		21.95	21.91	21.99		
20	50	24		21.99	21.99	21.88		
20	50	50		22.02	21.96	21.98		
20	100	0		21.97	22.01	21.86		
20	1	0	64-QAM	22.11	22.17	22.45	27.95	0.6237
20	1	49		22.30	22.29	22.17		
20	1	99		22.01	22.05	22.03		
20	50	0		20.90	21.00	21.00		
20	50	24		20.98	21.11	20.94		
20	50	50		21.03	21.00	21.00		
20	100	0		20.97	21.00	20.94		
20	1	0	256-QAM	18.94	19.00	19.05	24.66	0.2924
20	1	49		19.03	19.01	19.16		
20	1	99		18.95	18.94	18.90		
20	50	0		18.88	18.90	18.94		
20	50	24		18.96	19.03	19.00		
20	50	50		18.84	18.95	18.92		
20	100	0		18.92	19.00	18.80		
Limit	EIRP < 1W			Result			Pass	



LTE Band 4 Maximum Average Power [dBm] (GT - LC = 5.5 dB)								
BW [MHz]	RB Size	RB Offset	Mod	Lowest	Middle	Highest	EIRP (dBm)	EIRP (W)
15	1	0	QPSK	23.81	23.95	24.02	29.52	0.8954
15	1	37		23.91	23.84	23.91		
15	1	74		23.83	23.74	23.81		
15	36	0		22.90	22.96	22.97		
15	36	20		22.96	23.02	22.90		
15	36	39		22.83	22.97	22.88		
15	75	0		22.92	22.82	22.88		
15	1	0	16-QAM	23.29	23.22	23.04	28.81	0.7603
15	1	37		23.28	23.12	23.31		
15	1	74		22.97	22.95	23.25		
15	36	0		21.88	21.89	21.96		
15	36	20		21.96	21.89	21.79		
15	36	39		22.02	21.87	21.91		
15	75	0		21.94	21.94	21.84		
15	1	0	64-QAM	22.09	22.10	22.39	27.89	0.6152
15	1	37		22.28	22.25	22.07		
15	1	74		21.99	21.99	22.02		
15	36	0		20.83	20.99	20.91		
15	36	20		20.91	21.10	20.93		
15	36	39		20.99	20.97	20.96		
15	75	0		20.93	20.92	20.90		
15	1	0	256-QAM	18.91	19.00	19.05	24.62	0.2897
15	1	37		18.96	18.92	19.12		
15	1	74		18.94	18.86	18.90		
15	36	0		18.87	18.87	18.87		
15	36	20		18.90	18.98	19.00		
15	36	39		18.82	18.87	18.86		
15	75	0		18.83	18.98	18.75		
Limit	EIRP < 1W			Result			Pass	



LTE Band 4 Maximum Average Power [dBm] (GT - LC = 5.5 dB)								
BW [MHz]	RB Size	RB Offset	Mod	Lowest	Middle	Highest	EIRP (dBm)	EIRP (W)
10	1	0	QPSK	23.86	23.89	24.01	29.51	0.8933
10	1	25		23.82	23.84	23.95		
10	1	49		23.79	23.73	23.75		
10	25	0		22.81	22.96	22.95		
10	25	12		22.93	23.00	22.87		
10	25	25		22.90	22.97	22.90		
10	50	0		22.89	22.86	22.81		
10	1	0	16-QAM	23.29	23.21	23.04	28.85	0.7674
10	1	25		23.35	23.06	23.25		
10	1	49		22.98	22.93	23.20		
10	25	0		21.89	21.90	21.94		
10	25	12		21.99	21.90	21.81		
10	25	25		21.96	21.96	21.92		
10	50	0		21.90	21.94	21.79		
10	1	0	64-QAM	22.04	22.09	22.45	27.95	0.6237
10	1	25		22.20	22.25	22.11		
10	1	49		21.96	22.03	21.93		
10	25	0		20.81	20.90	20.94		
10	25	12		20.98	21.04	20.93		
10	25	25		21.02	21.00	21.00		
10	50	0		20.88	21.00	20.89		
10	1	0	256-QAM	18.91	18.95	18.95	24.60	0.2884
10	1	25		19.00	19.00	19.10		
10	1	49		18.92	18.91	18.89		
10	25	0		18.79	18.89	18.88		
10	25	12		18.89	18.95	18.90		
10	25	25		18.82	18.94	18.91		
10	50	0		18.84	18.95	18.78		
Limit	EIRP < 1W			Result			Pass	



LTE Band 4 Maximum Average Power [dBm] (GT - LC = 5.5 dB)								
BW [MHz]	RB Size	RB Offset	Mod	Lowest	Middle	Highest	EIRP (dBm)	EIRP (W)
5	1	0	QPSK	23.82	23.90	24.05	29.55	0.9016
5	1	12		23.89	23.82	23.86		
5	1	24		23.83	23.80	23.83		
5	12	0		22.82	22.89	22.88		
5	12	7		22.91	22.99	22.88		
5	12	13		22.81	22.94	22.89		
5	25	0		22.89	22.84	22.85		
5	1	0	16-QAM	23.30	23.24	23.04	28.83	0.7638
5	1	12		23.28	23.07	23.33		
5	1	24		23.03	22.96	23.15		
5	12	0		21.85	21.85	21.97		
5	12	7		21.92	21.94	21.83		
5	12	13		21.95	21.94	21.93		
5	25	0		21.90	21.93	21.81		
5	1	0	64-QAM	22.08	22.15	22.40	27.90	0.6166
5	1	12		22.29	22.25	22.16		
5	1	24		21.96	21.99	21.96		
5	12	0		20.90	20.96	20.98		
5	12	7		20.91	21.04	20.84		
5	12	13		20.95	21.00	20.94		
5	25	0		20.95	20.98	20.94		
5	1	0	256-QAM	18.88	18.94	19.02	24.65	0.2917
5	1	12		18.95	18.99	19.15		
5	1	24		18.90	18.94	18.86		
5	12	0		18.85	18.84	18.87		
5	12	7		18.96	18.97	18.91		
5	12	13		18.83	18.90	18.85		
5	25	0		18.89	18.92	18.73		
Limit	EIRP < 1W			Result			Pass	



LTE Band 4 Maximum Average Power [dBm] (GT - LC = 5.5 dB)								
BW [MHz]	RB Size	RB Offset	Mod	Lowest	Middle	Highest	EIRP (dBm)	EIRP (W)
3	1	0	QPSK	23.81	23.96	23.98	29.48	0.8872
3	1	8		23.91	23.79	23.88		
3	1	14		23.84	23.75	23.82		
3	8	0		22.89	22.94	22.94		
3	8	4		22.97	22.96	22.94		
3	8	7		22.91	22.97	22.87		
3	15	0		22.87	22.92	22.86		
3	1	0	16-QAM	23.30	23.17	23.08	28.80	0.7586
3	1	8		23.30	23.06	23.25		
3	1	14		22.98	22.98	23.18		
3	8	0		21.86	21.91	21.91		
3	8	4		21.97	21.93	21.84		
3	8	7		21.92	21.89	21.93		
3	15	0		21.90	21.93	21.80		
3	1	0	64-QAM	22.07	22.07	22.37	27.87	0.6124
3	1	8		22.29	22.19	22.11		
3	1	14		22.01	22.01	21.93		
3	8	0		20.81	20.97	20.90		
3	8	4		20.93	21.10	20.87		
3	8	7		20.99	20.91	20.92		
3	15	0		20.95	20.98	20.88		
3	1	0	256-QAM	18.90	18.93	19.02	24.64	0.2911
3	1	8		19.02	18.96	19.14		
3	1	14		18.90	18.92	18.84		
3	8	0		18.79	18.86	18.92		
3	8	4		18.95	18.98	18.92		
3	8	7		18.83	18.94	18.91		
3	15	0		18.87	18.91	18.80		
Limit	EIRP < 1W			Result			Pass	



LTE Band 4 Maximum Average Power [dBm] (GT - LC = 5.5 dB)								
BW [MHz]	RB Size	RB Offset	Mod	Lowest	Middle	Highest	EIRP (dBm)	EIRP (W)
1.4	1	0	QPSK	23.81	23.87	23.99	29.49	0.8892
1.4	1	3		23.92	23.84	23.93		
1.4	1	5		23.79	23.76	23.79		
1.4	3	0		23.84	23.97	23.99		
1.4	3	1		23.89	23.82	23.92		
1.4	3	3		23.74	23.78	23.83		
1.4	6	0		22.88	22.92	22.94		
1.4	1	0	16-QAM	23.28	23.18	23.13	28.85	0.7674
1.4	1	3		23.35	23.07	23.32		
1.4	1	5		23.00	23.01	23.25		
1.4	3	0		23.34	23.18	23.04		
1.4	3	1		23.29	23.08	23.25		
1.4	3	3		23.00	22.94	23.17		
1.4	6	0		21.89	21.87	21.97		
1.4	1	0	64-QAM	22.07	22.11	22.35	27.85	0.6095
1.4	1	3		22.25	22.21	22.16		
1.4	1	5		21.98	21.97	22.02		
1.4	3	0		22.11	22.11	22.35		
1.4	3	1		22.22	22.28	22.07		
1.4	3	3		21.96	22.03	21.98		
1.4	6	0		20.83	20.94	20.96		
1.4	1	0	256-QAM	18.92	18.96	18.98	24.63	0.2904
1.4	1	3		19.01	19.00	19.13		
1.4	1	5		18.93	18.84	18.84		
1.4	3	0		18.93	18.98	19.03		
1.4	3	1		18.98	18.92	19.10		
1.4	3	3		18.87	18.85	18.85		
1.4	6	0		18.79	18.80	18.89		
Limit	EIRP < 1W			Result			Pass	



LTE Band 5 Maximum Average Power [dBm] (GT - LC = 6.5 dB)								
BW [MHz]	RB Size	RB Offset	Mod	Lowest	Middle	Highest	ERP (dBm)	ERP (W)
10	1	0	QPSK	23.90	23.45	23.80	28.25	0.6683
10	1	25		23.68	23.75	23.58		
10	1	49		23.71	23.64	23.58		
10	25	0		22.71	22.64	22.68		
10	25	12		22.93	22.63	22.72		
10	25	25		22.75	22.63	22.66		
10	50	0		22.69	22.74	22.64		
10	1	0	16-QAM	22.77	22.95	23.03	27.38	0.5470
10	1	25		22.92	22.98	22.86		
10	1	49		22.68	22.72	22.80		
10	25	0		21.80	21.68	21.64		
10	25	12		21.80	21.70	21.87		
10	25	25		21.72	21.69	21.62		
10	50	0		21.72	21.77	21.75		
10	1	0	64-QAM	21.81	21.82	22.04	26.39	0.4355
10	1	25		21.79	21.86	21.80		
10	1	49		21.85	21.88	21.84		
10	25	0		20.75	20.70	20.73		
10	25	12		20.81	20.71	20.78		
10	25	25		20.69	20.72	20.73		
10	50	0		20.72	20.74	20.71		
10	1	0	256-QAM	18.73	18.73	18.71	23.22	0.2099
10	1	25		18.79	18.87	18.81		
10	1	49		18.53	18.71	18.53		
10	25	0		18.71	18.69	18.66		
10	25	12		18.78	18.65	18.74		
10	25	25		18.74	18.61	18.76		
10	50	0		18.73	18.66	18.64		
Limit	ERP < 7W			Result			Pass	



LTE Band 5 Maximum Average Power [dBm] (GT - LC = 6.5 dB)								
BW [MHz]	RB Size	RB Offset	Mod	Lowest	Middle	Highest	ERP (dBm)	ERP (W)
5	1	0	QPSK	23.81	23.44	23.79	28.16	0.6546
5	1	12		23.64	23.68	23.54		
5	1	24		23.68	23.59	23.57		
5	12	0		22.64	22.64	22.60		
5	12	7		22.87	22.60	22.67		
5	12	13		22.65	22.53	22.62		
5	25	0		22.69	22.66	22.64		
5	1	0	16-QAM	22.74	22.95	22.98	27.33	0.5408
5	1	12		22.88	22.95	22.76		
5	1	24		22.67	22.68	22.75		
5	12	0		21.73	21.59	21.58		
5	12	7		21.73	21.62	21.80		
5	12	13		21.71	21.68	21.56		
5	25	0		21.62	21.68	21.68		
5	1	0	64-QAM	21.77	21.73	22.01	26.36	0.4325
5	1	12		21.72	21.84	21.77		
5	1	24		21.81	21.87	21.74		
5	12	0		20.73	20.64	20.72		
5	12	7		20.79	20.66	20.71		
5	12	13		20.63	20.68	20.66		
5	25	0		20.69	20.73	20.63		
5	1	0	256-QAM	18.66	18.70	18.64	23.13	0.2056
5	1	12		18.69	18.78	18.75		
5	1	24		18.43	18.63	18.52		
5	12	0		18.61	18.60	18.58		
5	12	7		18.76	18.58	18.72		
5	12	13		18.67	18.60	18.68		
5	25	0		18.71	18.64	18.61		
Limit	ERP < 7W			Result			Pass	



LTE Band 5 Maximum Average Power [dBm] (GT - LC = 6.5 dB)								
BW [MHz]	RB Size	RB Offset	Mod	Lowest	Middle	Highest	ERP (dBm)	ERP (W)
3	1	0	QPSK	23.89	23.42	23.70	28.24	0.6668
3	1	8		23.68	23.74	23.49		
3	1	14		23.69	23.55	23.53		
3	8	0		22.65	22.58	22.66		
3	8	4		22.87	22.54	22.72		
3	8	7		22.67	22.62	22.66		
3	15	0		22.62	22.64	22.58		
3	1	0	16-QAM	22.75	22.93	22.94	27.30	0.5370
3	1	8		22.82	22.95	22.81		
3	1	14		22.59	22.62	22.75		
3	8	0		21.73	21.63	21.60		
3	8	4		21.77	21.62	21.85		
3	8	7		21.62	21.65	21.62		
3	15	0		21.70	21.67	21.73		
3	1	0	64-QAM	21.76	21.79	21.99	26.34	0.4305
3	1	8		21.74	21.86	21.72		
3	1	14		21.79	21.82	21.82		
3	8	0		20.71	20.62	20.73		
3	8	4		20.74	20.66	20.72		
3	8	7		20.60	20.67	20.64		
3	15	0		20.63	20.73	20.70		
3	1	0	256-QAM	18.65	18.69	18.62	23.22	0.2099
3	1	8		18.76	18.87	18.79		
3	1	14		18.44	18.65	18.48		
3	8	0		18.63	18.68	18.66		
3	8	4		18.68	18.64	18.66		
3	8	7		18.71	18.51	18.67		
3	15	0		18.69	18.56	18.57		
Limit	ERP < 7W			Result			Pass	



LTE Band 5 Maximum Average Power [dBm] (GT - LC = 6.5 dB)								
BW [MHz]	RB Size	RB Offset	Mod	Lowest	Middle	Highest	ERP (dBm)	ERP (W)
1.4	1	0	QPSK	23.87	23.35	23.79	28.22	0.6637
1.4	1	3		23.66	23.69	23.57		
1.4	1	5		23.70	23.56	23.49		
1.4	3	0		23.86	23.35	23.70		
1.4	3	1		23.68	23.68	23.50		
1.4	3	3		23.67	23.60	23.58		
1.4	6	0		22.68	22.64	22.64		
1.4	1	0	16-QAM	22.68	22.93	22.93	27.33	0.5408
1.4	1	3		22.83	22.98	22.80		
1.4	1	5		22.61	22.65	22.80		
1.4	3	0		22.74	22.92	22.95		
1.4	3	1		22.92	22.91	22.77		
1.4	3	3		22.68	22.68	22.71		
1.4	6	0		21.76	21.64	21.61		
1.4	1	0	64-QAM	21.73	21.82	21.99	26.39	0.4355
1.4	1	3		21.78	21.86	21.77		
1.4	1	5		21.76	21.86	21.79		
1.4	3	0		21.76	21.79	22.04		
1.4	3	1		21.74	21.80	21.78		
1.4	3	3		21.75	21.86	21.76		
1.4	6	0		20.69	20.69	20.66		
1.4	1	0	256-QAM	18.71	18.69	18.71	23.19	0.2084
1.4	1	3		18.74	18.82	18.72		
1.4	1	5		18.50	18.69	18.53		
1.4	3	0		18.65	18.64	18.61		
1.4	3	1		18.70	18.84	18.74		
1.4	3	3		18.48	18.71	18.48		
1.4	6	0		18.63	18.61	18.64		
Limit	ERP < 7W			Result			Pass	



LTE Band 7 Maximum Average Power [dBm] (GT - LC = 8.5 dB)								
BW [MHz]	RB Size	RB Offset	Mod	Lowest	Middle	Highest	EIRP (dBm)	EIRP (W)
20	1	0	QPSK	24.05	23.74	23.53	32.55	1.7989
20	1	49		23.77	23.69	23.61		
20	1	99		23.74	23.55	23.67		
20	50	0		22.91	22.83	22.66		
20	50	24		22.93	22.83	22.69		
20	50	50		22.86	22.76	22.69		
20	100	0		22.98	22.72	22.70		
20	1	0	16-QAM	23.16	23.18	22.89	31.70	1.4791
20	1	49		23.12	22.98	22.97		
20	1	99		23.20	22.96	22.98		
20	50	0		21.90	21.82	21.65		
20	50	24		22.02	21.82	21.76		
20	50	50		21.95	21.77	21.72		
20	100	0		21.99	21.79	21.71		
20	1	0	64-QAM	22.20	22.12	21.84	30.70	1.1749
20	1	49		22.11	22.14	21.96		
20	1	99		22.08	22.07	21.78		
20	50	0		20.93	20.81	20.72		
20	50	24		20.96	20.81	20.75		
20	50	50		20.92	20.80	20.72		
20	100	0		20.96	20.83	20.78		
20	1	0	256-QAM	18.97	18.96	18.79	27.81	0.6039
20	1	49		19.31	19.09	18.92		
20	1	99		19.01	18.96	18.66		
20	50	0		18.92	18.80	18.69		
20	50	24		19.06	18.78	18.86		
20	50	50		18.93	18.79	18.77		
20	100	0		18.93	18.82	18.74		
Limit	EIRP < 2W			Result			Pass	



LTE Band 7 Maximum Average Power [dBm] (GT - LC = 8.5 dB)								
BW [MHz]	RB Size	RB Offset	Mod	Lowest	Middle	Highest	EIRP (dBm)	EIRP (W)
15	1	0	QPSK	23.99	23.68	23.43	32.49	1.7742
15	1	37		23.70	23.67	23.58		
15	1	74		23.72	23.55	23.67		
15	36	0		22.90	22.73	22.66		
15	36	20		22.83	22.80	22.69		
15	36	39		22.76	22.76	22.68		
15	75	0		22.91	22.69	22.63		
15	1	0	16-QAM	23.09	23.12	22.82	31.67	1.4689
15	1	37		23.12	22.98	22.93		
15	1	74		23.17	22.95	22.93		
15	36	0		21.88	21.78	21.55		
15	36	20		21.96	21.73	21.67		
15	36	39		21.89	21.76	21.67		
15	75	0		21.97	21.78	21.69		
15	1	0	64-QAM	22.10	22.05	21.74	30.60	1.1482
15	1	37		22.02	22.04	21.94		
15	1	74		22.05	22.02	21.75		
15	36	0		20.83	20.80	20.64		
15	36	20		20.92	20.76	20.72		
15	36	39		20.87	20.70	20.63		
15	75	0		20.89	20.82	20.77		
15	1	0	256-QAM	18.91	18.90	18.74	27.75	0.5957
15	1	37		19.25	19.03	18.92		
15	1	74		19.01	18.90	18.63		
15	36	0		18.84	18.72	18.60		
15	36	20		18.97	18.74	18.84		
15	36	39		18.86	18.70	18.77		
15	75	0		18.87	18.77	18.64		
Limit	EIRP < 2W			Result			Pass	



LTE Band 7 Maximum Average Power [dBm] (GT - LC = 8.5 dB)								
BW [MHz]	RB Size	RB Offset	Mod	Lowest	Middle	Highest	EIRP (dBm)	EIRP (W)
10	1	0	QPSK	24.02	23.67	23.50	32.52	1.7865
10	1	25		23.69	23.62	23.56		
10	1	49		23.69	23.47	23.60		
10	25	0		22.85	22.82	22.57		
10	25	12		22.88	22.81	22.66		
10	25	25		22.78	22.73	22.68		
10	50	0		22.95	22.66	22.63		
10	1	0	16-QAM	23.08	23.09	22.87	31.61	1.4488
10	1	25		23.09	22.92	22.92		
10	1	49		23.11	22.91	22.94		
10	25	0		21.82	21.79	21.58		
10	25	12		21.96	21.78	21.74		
10	25	25		21.91	21.67	21.65		
10	50	0		21.97	21.75	21.68		
10	1	0	64-QAM	22.17	22.11	21.81	30.67	1.1668
10	1	25		22.05	22.10	21.89		
10	1	49		21.98	22.07	21.72		
10	25	0		20.89	20.77	20.62		
10	25	12		20.86	20.74	20.72		
10	25	25		20.89	20.70	20.64		
10	50	0		20.94	20.80	20.76		
10	1	0	256-QAM	18.92	18.95	18.71	27.77	0.5984
10	1	25		19.27	19.08	18.91		
10	1	49		19.00	18.86	18.63		
10	25	0		18.84	18.79	18.62		
10	25	12		19.00	18.77	18.81		
10	25	25		18.89	18.77	18.77		
10	50	0		18.85	18.82	18.66		
Limit	EIRP < 2W			Result			Pass	



LTE Band 7 Maximum Average Power [dBm] (GT - LC = 8.5 dB)								
BW [MHz]	RB Size	RB Offset	Mod	Lowest	Middle	Highest	EIRP (dBm)	EIRP (W)
5	1	0	QPSK	23.97	23.73	23.44	32.47	1.7660
5	1	12		23.75	23.63	23.57		
5	1	24		23.68	23.52	23.64		
5	12	0		22.81	22.77	22.59		
5	12	7		22.92	22.81	22.69		
5	12	13		22.86	22.72	22.59		
5	25	0		22.92	22.66	22.68		
5	1	0	16-QAM	23.11	23.18	22.86	31.68	1.4723
5	1	12		23.09	22.97	22.88		
5	1	24		23.11	22.87	22.98		
5	12	0		21.82	21.77	21.55		
5	12	7		21.96	21.81	21.67		
5	12	13		21.87	21.72	21.63		
5	25	0		21.91	21.79	21.61		
5	1	0	64-QAM	22.16	22.04	21.76	30.66	1.1641
5	1	12		22.01	22.14	21.88		
5	1	24		22.01	22.07	21.72		
5	12	0		20.83	20.80	20.67		
5	12	7		20.94	20.77	20.69		
5	12	13		20.85	20.75	20.72		
5	25	0		20.92	20.75	20.72		
5	1	0	256-QAM	18.88	18.93	18.77	27.74	0.5943
5	1	12		19.24	19.05	18.90		
5	1	24		18.97	18.86	18.63		
5	12	0		18.86	18.78	18.67		
5	12	7		18.96	18.75	18.78		
5	12	13		18.84	18.73	18.72		
5	25	0		18.89	18.74	18.70		
Limit	EIRP < 2W			Result			Pass	



LTE Band 12 Maximum Average Power [dBm] (GT - LC = 6 dB)								
BW [MHz]	RB Size	RB Offset	Mod	Lowest	Middle	Highest	ERP (dBm)	ERP (W)
10	1	0	QPSK	24.01	23.87	23.84	27.86	0.6109
10	1	25		23.85	23.66	23.75		
10	1	49		23.65	23.72	23.71		
10	25	0		22.87	22.85	22.87		
10	25	12		22.99	22.86	22.84		
10	25	25		22.91	22.85	22.87		
10	50	0		22.87	22.78	22.80		
10	1	0	16-QAM	23.11	22.96	23.07	27.04	0.5058
10	1	25		23.08	23.16	23.19		
10	1	49		22.97	22.92	23.04		
10	25	0		21.86	21.85	21.85		
10	25	12		22.00	21.95	21.92		
10	25	25		21.87	21.92	21.87		
10	50	0		21.91	21.87	21.85		
10	1	0	64-QAM	22.21	22.00	22.02	26.06	0.4036
10	1	25		21.99	21.97	22.04		
10	1	49		21.99	21.88	21.94		
10	25	0		20.89	20.84	20.89		
10	25	12		20.97	20.92	20.83		
10	25	25		20.92	20.92	20.94		
10	50	0		20.90	20.83	20.84		
10	1	0	256-QAM	18.87	18.78	18.85	22.88	0.1941
10	1	25		18.89	18.96	19.03		
10	1	49		18.81	18.75	19.01		
10	25	0		18.83	18.82	18.83		
10	25	12		18.91	18.88	18.80		
10	25	25		18.91	18.88	18.90		
10	50	0		18.86	18.88	18.79		
Limit	ERP < 3W			Result			Pass	



LTE Band 12 Maximum Average Power [dBm] (GT - LC = 6 dB)								
BW [MHz]	RB Size	RB Offset	Mod	Lowest	Middle	Highest	ERP (dBm)	ERP (W)
5	1	0	QPSK	23.99	23.80	23.84	27.84	0.6081
5	1	12		23.83	23.56	23.74		
5	1	24		23.60	23.64	23.71		
5	12	0		22.77	22.80	22.78		
5	12	7		22.90	22.79	22.78		
5	12	13		22.83	22.80	22.84		
5	25	0		22.77	22.74	22.74		
5	1	0	16-QAM	23.11	22.95	23.03	26.96	0.4966
5	1	12		23.00	23.08	23.11		
5	1	24		22.94	22.88	22.94		
5	12	0		21.81	21.75	21.84		
5	12	7		21.97	21.85	21.83		
5	12	13		21.85	21.90	21.77		
5	25	0		21.91	21.79	21.81		
5	1	0	64-QAM	22.21	21.94	22.01	26.06	0.4036
5	1	12		21.99	21.87	22.03		
5	1	24		21.94	21.78	21.89		
5	12	0		20.80	20.80	20.84		
5	12	7		20.95	20.88	20.81		
5	12	13		20.87	20.92	20.92		
5	25	0		20.90	20.81	20.83		
5	1	0	256-QAM	18.80	18.74	18.85	22.78	0.1897
5	1	12		18.88	18.87	18.93		
5	1	24		18.74	18.67	18.91		
5	12	0		18.78	18.82	18.74		
5	12	7		18.86	18.87	18.79		
5	12	13		18.89	18.80	18.87		
5	25	0		18.82	18.78	18.78		
Limit	ERP < 3W			Result			Pass	



LTE Band 12 Maximum Average Power [dBm] (GT - LC = 6 dB)								
BW [MHz]	RB Size	RB Offset	Mod	Lowest	Middle	Highest	ERP (dBm)	ERP (W)
3	1	0	QPSK	23.89	23.77	23.75	27.74	0.5943
3	1	8		23.77	23.62	23.75		
3	1	14		23.56	23.64	23.71		
3	8	0		22.83	22.85	22.77		
3	8	4		22.99	22.76	22.83		
3	8	7		22.88	22.82	22.84		
3	15	0		22.84	22.70	22.70		
3	1	0	16-QAM	23.10	22.89	23.00	27.03	0.5047
3	1	8		23.04	23.10	23.18		
3	1	14		22.97	22.83	23.04		
3	8	0		21.81	21.85	21.79		
3	8	4		21.92	21.90	21.87		
3	8	7		21.78	21.90	21.85		
3	15	0		21.85	21.86	21.75		
3	1	0	64-QAM	22.15	21.97	21.99	26.00	0.3981
3	1	8		21.93	21.96	22.00		
3	1	14		21.99	21.85	21.92		
3	8	0		20.85	20.80	20.80		
3	8	4		20.90	20.85	20.82		
3	8	7		20.90	20.83	20.91		
3	15	0		20.87	20.82	20.80		
3	1	0	256-QAM	18.81	18.76	18.80	22.83	0.1919
3	1	8		18.86	18.92	18.96		
3	1	14		18.80	18.71	18.98		
3	8	0		18.75	18.81	18.83		
3	8	4		18.81	18.80	18.73		
3	8	7		18.83	18.81	18.90		
3	15	0		18.80	18.86	18.79		
Limit	ERP < 3W			Result			Pass	



LTE Band 12 Maximum Average Power [dBm] (GT - LC = 6 dB)								
BW [MHz]	RB Size	RB Offset	Mod	Lowest	Middle	Highest	ERP (dBm)	ERP (W)
1.4	1	0	QPSK	23.99	23.79	23.79	27.84	0.6081
1.4	1	3		23.81	23.61	23.73		
1.4	1	5		23.63	23.62	23.68		
1.4	3	0		23.92	23.80	23.76		
1.4	3	1		23.75	23.58	23.69		
1.4	3	3		23.58	23.62	23.64		
1.4	6	0		22.80	22.79	22.80		
1.4	1	0	16-QAM	23.03	22.95	23.05	26.99	0.5000
1.4	1	3		23.08	23.12	23.10		
1.4	1	5		22.92	22.91	22.96		
1.4	3	0		23.01	22.87	23.05		
1.4	3	1		23.00	23.11	23.14		
1.4	3	3		22.93	22.83	22.96		
1.4	6	0		21.83	21.77	21.84		
1.4	1	0	64-QAM	22.18	21.90	22.00	26.05	0.4027
1.4	1	3		21.89	21.88	21.96		
1.4	1	5		21.89	21.85	21.92		
1.4	3	0		22.20	21.90	21.94		
1.4	3	1		21.93	21.94	21.97		
1.4	3	3		21.97	21.83	21.88		
1.4	6	0		20.83	20.84	20.86		
1.4	1	0	256-QAM	18.86	18.69	18.83	22.86	0.1932
1.4	1	3		18.89	18.89	19.01		
1.4	1	5		18.73	18.70	18.92		
1.4	3	0		18.78	18.70	18.77		
1.4	3	1		18.84	18.88	18.94		
1.4	3	3		18.74	18.71	18.97		
1.4	6	0		18.77	18.75	18.80		
Limit	ERP < 3W			Result			Pass	



LTE Band 13 Maximum Average Power [dBm] (GT - LC = 6 dB)								
BW [MHz]	RB Size	RB Offset	Mod	Lowest	Middle	Highest	ERP (dBm)	ERP (W)
10	1	0	QPSK		23.58		27.43	0.5534
10	1	25			23.50			
10	1	49			23.46			
10	25	0			22.73			
10	25	12			22.75			
10	25	25			22.71			
10	50	0			22.71			
10	1	0	16-QAM		23.12		26.98	0.4989
10	1	25			23.13			
10	1	49			22.91			
10	25	0			21.78			
10	25	12			21.81			
10	25	25			21.82			
10	50	0			21.78			
10	1	0	64-QAM		21.81		25.84	0.3837
10	1	25			21.99			
10	1	49			21.75			
10	25	0			20.77			
10	25	12			20.78			
10	25	25			20.72			
10	50	0			20.77			
10	1	0	256-QAM		18.85		22.80	0.1905
10	1	25			18.95			
10	1	49			18.74			
10	25	0			18.78			
10	25	12			18.75			
10	25	25			18.82			
10	50	0			18.79			
Limit	ERP < 3W			Result			Pass	



LTE Band 13 Maximum Average Power [dBm] (GT - LC = 6 dB)								
BW [MHz]	RB Size	RB Offset	Mod	Lowest	Middle	Highest	ERP (dBm)	ERP (W)
5	1	0	QPSK	23.52	23.48	23.50	27.37	0.5458
5	1	12		23.50	23.40	23.40		
5	1	24		23.45	23.39	23.41		
5	12	0		22.63	22.63	22.69		
5	12	7		22.73	22.65	22.72		
5	12	13		22.70	22.64	22.69		
5	25	0		22.68	22.64	22.64		
5	1	0	16-QAM	23.05	23.11	23.06	26.96	0.4966
5	1	12		23.08	23.05	23.07		
5	1	24		22.83	22.83	22.87		
5	12	0		21.77	21.76	21.78		
5	12	7		21.77	21.77	21.74		
5	12	13		21.79	21.77	21.73		
5	25	0		21.75	21.74	21.72		
5	1	0	64-QAM	21.72	21.81	21.74	25.83	0.3828
5	1	12		21.94	21.89	21.98		
5	1	24		21.69	21.70	21.68		
5	12	0		20.74	20.70	20.68		
5	12	7		20.69	20.69	20.74		
5	12	13		20.66	20.71	20.72		
5	25	0		20.73	20.67	20.70		
5	1	0	256-QAM	18.75	18.81	18.80	22.75	0.1884
5	1	12		18.90	18.90	18.90		
5	1	24		18.74	18.74	18.67		
5	12	0		18.69	18.72	18.74		
5	12	7		18.71	18.66	18.66		
5	12	13		18.80	18.82	18.78		
5	25	0		18.71	18.69	18.77		
Limit	ERP < 3W			Result			Pass	



LTE Band 17 Maximum Average Power [dBm] (GT - LC = 6 dB)								
BW [MHz]	RB Size	RB Offset	Mod	Lowest	Middle	Highest	ERP (dBm)	ERP (W)
10	1	0	QPSK	23.81	23.85	24.04	27.89	0.6152
10	1	25		23.75	23.81	23.74		
10	1	49		23.72	23.69	23.79		
10	25	0		22.82	22.80	22.84		
10	25	12		22.97	22.82	22.87		
10	25	25		22.95	22.91	22.91		
10	50	0		22.89	22.72	22.74		
10	1	0	16-QAM	22.99	22.96	23.13	27.05	0.5070
10	1	25		23.10	22.89	23.20		
10	1	49		23.00	23.02	22.95		
10	25	0		21.91	21.79	21.86		
10	25	12		21.95	21.87	21.92		
10	25	25		21.90	21.95	21.87		
10	50	0		21.87	21.89	21.91		
10	1	0	64-QAM	21.92	22.00	22.11	25.96	0.3945
10	1	25		22.03	22.05	21.89		
10	1	49		21.84	22.05	21.78		
10	25	0		20.90	20.91	20.86		
10	25	12		20.97	20.90	20.83		
10	25	25		20.90	20.94	20.93		
10	50	0		20.94	20.81	20.98		
10	1	0	256-QAM	19.06	18.95	19.12	22.99	0.1991
10	1	25		19.11	18.88	19.04		
10	1	49		18.85	18.97	19.14		
10	25	0		18.84	18.89	18.98		
10	25	12		18.97	18.95	19.05		
10	25	25		18.83	18.96	19.06		
10	50	0		18.96	18.86	18.99		
Limit	ERP < 3W			Result			Pass	



LTE Band 17 Maximum Average Power [dBm] (GT - LC = 6 dB)								
BW [MHz]	RB Size	RB Offset	Mod	Lowest	Middle	Highest	ERP (dBm)	ERP (W)
5	1	0	QPSK	23.73	23.80	23.98	27.83	0.6067
5	1	12		23.70	23.79	23.64		
5	1	24		23.72	23.65	23.79		
5	12	0		22.72	22.71	22.75		
5	12	7		22.95	22.82	22.77		
5	12	13		22.89	22.83	22.84		
5	25	0		22.85	22.72	22.68		
5	1	0	16-QAM	22.89	22.87	23.08	26.95	0.4955
5	1	12		23.01	22.84	23.10		
5	1	24		22.92	22.99	22.92		
5	12	0		21.87	21.73	21.84		
5	12	7		21.92	21.87	21.86		
5	12	13		21.82	21.93	21.79		
5	25	0		21.80	21.82	21.81		
5	1	0	64-QAM	21.88	21.92	22.07	25.92	0.3908
5	1	12		21.95	21.97	21.81		
5	1	24		21.78	22.03	21.72		
5	12	0		20.82	20.90	20.86		
5	12	7		20.91	20.84	20.78		
5	12	13		20.88	20.93	20.89		
5	25	0		20.90	20.76	20.93		
5	1	0	256-QAM	19.05	18.95	19.05	22.95	0.1972
5	1	12		19.09	18.80	18.99		
5	1	24		18.85	18.96	19.10		
5	12	0		18.75	18.87	18.96		
5	12	7		18.89	18.90	18.95		
5	12	13		18.79	18.93	18.99		
5	25	0		18.95	18.76	18.96		
Limit	ERP < 3W			Result			Pass	



LTE Band 26 Maximum Average Power [dBm] (GT - LC = 6.5 dB)								
BW [MHz]	RB Size	RB Offset	Mod	Lowest	Middle	Highest	ERP (dBm)	ERP (W)
15	1	0	QPSK	23.86	23.32	23.84	28.21	0.6622
15	1	37		23.57	23.50	23.57		
15	1	74		23.57	23.82	23.47		
15	36	0		22.58	22.43	22.60		
15	36	20		22.64	22.73	22.72		
15	36	39		22.68	22.68	22.72		
15	75	0		22.62	22.59	22.55		
15	1	0	16-QAM	23.03	23.04	22.99	27.55	0.5689
15	1	37		23.20	22.73	22.80		
15	1	74		22.79	22.99	22.89		
15	36	0		21.65	21.59	21.65		
15	36	20		21.67	21.67	21.74		
15	36	39		21.70	21.66	21.63		
15	75	0		21.64	21.52	21.60		
15	1	0	64-QAM	21.87	22.09	21.81	26.44	0.4406
15	1	37		21.91	22.05	21.83		
15	1	74		21.75	21.93	21.71		
15	36	0		20.67	20.70	20.63		
15	36	20		20.67	20.83	20.63		
15	36	39		20.74	20.66	20.67		
15	75	0		20.60	20.41	20.58		
15	1	0	256-QAM	18.76	18.83	18.66	23.18	0.2080
15	1	37		18.82	18.79	18.77		
15	1	74		18.71	18.73	18.64		
15	36	0		18.68	18.49	18.56		
15	36	20		18.76	18.73	18.64		
15	36	39		18.65	18.83	18.57		
15	75	0		18.67	18.58	18.64		
Limit	ERP < 7W			Result			Pass	



LTE Band 26 Maximum Average Power [dBm] (GT - LC = 6.5 dB)								
BW [MHz]	RB Size	RB Offset	Mod	Lowest	Middle	Highest	ERP (dBm)	ERP (W)
10	1	0	QPSK	23.57	23.83	23.81	28.18	0.6577
10	1	25		23.48	23.61	23.54		
10	1	49		23.68	23.48	23.47		
10	25	0		22.44	22.52	22.59		
10	25	12		22.59	22.63	22.70		
10	25	25		22.64	22.57	22.65		
10	50	0		22.64	22.45	22.55		
10	1	0	16-QAM	23.01	22.92	22.91	27.63	0.5794
10	1	25		22.71	23.28	22.70		
10	1	49		22.82	22.74	22.89		
10	25	0		21.81	21.72	21.59		
10	25	12		21.67	21.66	21.67		
10	25	25		21.67	21.60	21.61		
10	50	0		21.67	21.74	21.58		
10	1	0	64-QAM	21.92	21.84	21.75	26.27	0.4236
10	1	25		21.88	21.72	21.80		
10	1	49		21.82	21.57	21.68		
10	25	0		20.47	20.71	20.60		
10	25	12		20.56	20.53	20.55		
10	25	25		20.63	20.62	20.65		
10	50	0		20.58	20.57	20.54		
10	1	0	256-QAM	18.56	18.67	18.59	23.15	0.2065
10	1	25		18.76	18.64	18.75		
10	1	49		18.74	18.62	18.59		
10	25	0		18.55	18.68	18.50		
10	25	12		18.80	18.80	18.61		
10	25	25		18.55	18.61	18.56		
10	50	0		18.67	18.64	18.60		
Limit	ERP < 7W			Result			Pass	



LTE Band 26 Maximum Average Power [dBm] (GT - LC = 6.5 dB)								
BW [MHz]	RB Size	RB Offset	Mod	Lowest	Middle	Highest	ERP (dBm)	ERP (W)
5	1	0	QPSK	23.54	23.93	23.76	28.28	0.6730
5	1	12		23.50	23.58	23.55		
5	1	24		23.58	23.59	23.44		
5	12	0		22.46	22.50	22.52		
5	12	7		22.55	22.51	22.65		
5	12	13		22.68	22.62	22.66		
5	25	0		22.56	22.59	22.50		
5	1	0	16-QAM	22.96	23.04	22.98	27.57	0.5715
5	1	12		22.85	23.22	22.80		
5	1	24		22.92	22.64	22.85		
5	12	0		21.76	21.58	21.59		
5	12	7		21.62	21.69	21.68		
5	12	13		21.72	21.71	21.55		
5	25	0		21.67	21.56	21.58		
5	1	0	64-QAM	22.03	21.85	21.74	26.38	0.4345
5	1	12		21.84	21.89	21.82		
5	1	24		21.86	21.69	21.70		
5	12	0		20.55	20.60	20.58		
5	12	7		20.64	20.65	20.57		
5	12	13		20.67	20.72	20.59		
5	25	0		20.58	20.61	20.50		
5	1	0	256-QAM	18.60	18.68	18.62	23.19	0.2084
5	1	12		18.63	18.84	18.75		
5	1	24		18.76	18.69	18.57		
5	12	0		18.56	18.66	18.56		
5	12	7		18.72	18.70	18.62		
5	12	13		18.74	18.65	18.47		
5	25	0		18.71	18.57	18.63		
Limit	ERP < 7W			Result			Pass	



LTE Band 26 Maximum Average Power [dBm] (GT - LC = 6.5 dB)								
BW [MHz]	RB Size	RB Offset	Mod	Lowest	Middle	Highest	ERP (dBm)	ERP (W)
3	1	0	QPSK	23.44	23.94	23.80	28.29	0.6745
3	1	8		23.48	23.56	23.54		
3	1	14		23.58	23.42	23.45		
3	8	0		22.51	22.64	22.56		
3	8	4		22.52	22.57	22.62		
3	8	7		22.71	22.73	22.66		
3	15	0		22.71	22.61	22.53		
3	1	0	16-QAM	22.99	23.00	22.97	27.41	0.5508
3	1	8		22.88	23.06	22.70		
3	1	14		22.77	22.78	22.87		
3	8	0		21.64	21.57	21.58		
3	8	4		21.75	21.53	21.73		
3	8	7		21.64	21.69	21.55		
3	15	0		21.63	21.52	21.51		
3	1	0	64-QAM	22.00	21.89	21.75	26.35	0.4315
3	1	8		21.96	21.91	21.75		
3	1	14		21.72	21.74	21.68		
3	8	0		20.62	20.69	20.63		
3	8	4		20.60	20.55	20.56		
3	8	7		20.60	20.64	20.59		
3	15	0		20.56	20.55	20.54		
3	1	0	256-QAM	18.66	18.73	18.58	23.18	0.2080
3	1	8		18.66	18.74	18.76		
3	1	14		18.83	18.65	18.60		
3	8	0		18.57	18.64	18.55		
3	8	4		18.64	18.79	18.63		
3	8	7		18.70	18.70	18.49		
3	15	0		18.57	18.63	18.59		
Limit	ERP < 7W			Result			Pass	



LTE Band 26 Maximum Average Power [dBm] (GT - LC = 6.5 dB)								
BW [MHz]	RB Size	RB Offset	Mod	Lowest	Middle	Highest	ERP (dBm)	ERP (W)
1.4	1	0	QPSK	23.41	23.81	23.77	28.31	0.6776
1.4	1	3		23.63	23.59	23.54		
1.4	1	5		23.69	23.58	23.45		
1.4	3	0		23.46	23.96	23.79		
1.4	3	1		23.46	23.58	23.55		
1.4	3	3		23.65	23.50	23.42		
1.4	6	0		22.52	22.61	22.54		
1.4	1	0	16-QAM	22.92	22.96	22.90	27.44	0.5546
1.4	1	3		22.74	23.09	22.76		
1.4	1	5		22.86	22.85	22.86		
1.4	3	0		22.88	23.08	22.93		
1.4	3	1		22.86	23.09	22.72		
1.4	3	3		22.90	22.80	22.85		
1.4	6	0		21.62	21.49	21.63		
1.4	1	0	64-QAM	22.09	21.71	21.80	26.44	0.4406
1.4	1	3		21.89	21.86	21.83		
1.4	1	5		21.72	21.70	21.71		
1.4	3	0		21.95	21.91	21.78		
1.4	3	1		21.82	21.80	21.74		
1.4	3	3		21.86	21.75	21.65		
1.4	6	0		20.47	20.66	20.53		
1.4	1	0	256-QAM	18.68	18.78	18.66	23.16	0.2070
1.4	1	3		18.65	18.81	18.70		
1.4	1	5		18.74	18.68	18.64		
1.4	3	0		18.67	18.59	18.57		
1.4	3	1		18.77	18.66	18.74		
1.4	3	3		18.81	18.67	18.62		
1.4	6	0		18.66	18.56	18.49		
Limit	ERP < 7W			Result			Pass	



LTE Band 38 Maximum Average Power [dBm] (GT - LC = 8 dB)								
BW [MHz]	RB Size	RB Offset	Mod	Lowest	Middle	Highest	EIRP (dBm)	EIRP (W)
20	1	0	QPSK	23.97	23.90	23.91	31.97	1.5740
20	1	49		23.96	23.94	23.88		
20	1	99		23.91	23.95	23.88		
20	50	0		22.98	23.01	23.01		
20	50	24		23.04	22.93	22.85		
20	50	50		22.91	22.92	22.84		
20	100	0		22.98	22.89	22.90		
20	1	0	16-QAM	22.94	23.04	22.98	31.16	1.3062
20	1	49		22.98	23.16	23.15		
20	1	99		22.86	22.86	22.79		
20	50	0		21.97	21.96	21.95		
20	50	24		21.99	21.98	21.95		
20	50	50		21.95	21.89	21.81		
20	100	0		22.01	21.93	21.85		
20	1	0	64-QAM	21.89	22.03	22.02	30.07	1.0162
20	1	49		22.05	22.06	22.07		
20	1	99		21.84	21.92	21.84		
20	50	0		20.97	21.02	21.02		
20	50	24		21.05	21.01	20.98		
20	50	50		21.00	20.94	20.88		
20	100	0		21.04	20.92	20.93		
20	1	0	256-QAM	18.92	18.97	18.94	27.05	0.5070
20	1	49		18.92	19.01	18.97		
20	1	99		18.86	18.77	18.69		
20	50	0		18.98	19.03	18.95		
20	50	24		19.05	18.96	18.90		
20	50	50		18.95	18.90	18.85		
20	100	0		19.00	18.90	18.90		
Limit	EIRP < 2W			Result			Pass	



LTE Band 38 Maximum Average Power [dBm] (GT - LC = 8 dB)								
BW [MHz]	RB Size	RB Offset	Mod	Lowest	Middle	Highest	EIRP (dBm)	EIRP (W)
15	1	0	QPSK	23.88	23.81	23.87	31.91	1.5524
15	1	37		23.91	23.91	23.86		
15	1	74		23.82	23.87	23.79		
15	36	0		22.90	22.91	22.91		
15	36	20		23.03	22.83	22.81		
15	36	39		22.87	22.92	22.79		
15	75	0		22.92	22.80	22.81		
15	1	0	16-QAM	22.92	22.97	22.94	31.16	1.3062
15	1	37		22.92	23.16	23.10		
15	1	74		22.76	22.76	22.79		
15	36	0		21.94	21.89	21.94		
15	36	20		21.95	21.89	21.95		
15	36	39		21.90	21.82	21.81		
15	75	0		21.91	21.83	21.79		
15	1	0	64-QAM	21.81	22.00	22.00	30.01	1.0023
15	1	37		21.96	21.96	22.01		
15	1	74		21.74	21.91	21.76		
15	36	0		20.93	20.93	20.97		
15	36	20		21.01	20.99	20.90		
15	36	39		20.98	20.88	20.78		
15	75	0		21.03	20.87	20.92		
15	1	0	256-QAM	18.87	18.87	18.87	27.00	0.5012
15	1	37		18.83	19.00	18.87		
15	1	74		18.77	18.77	18.66		
15	36	0		18.94	18.99	18.86		
15	36	20		18.96	18.87	18.81		
15	36	39		18.87	18.88	18.83		
15	75	0		18.96	18.90	18.90		
Limit	EIRP < 2W			Result			Pass	



LTE Band 38 Maximum Average Power [dBm] (GT - LC = 8 dB)								
BW [MHz]	RB Size	RB Offset	Mod	Lowest	Middle	Highest	EIRP (dBm)	EIRP (W)
10	1	0	QPSK	23.87	23.81	23.86	31.90	1.5488
10	1	25		23.88	23.90	23.86		
10	1	49		23.85	23.88	23.87		
10	25	0		22.90	22.91	22.95		
10	25	12		22.99	22.91	22.83		
10	25	25		22.84	22.91	22.77		
10	50	0		22.96	22.81	22.82		
10	1	0	16-QAM	22.84	22.95	22.95	31.16	1.3062
10	1	25		22.88	23.16	23.06		
10	1	49		22.82	22.80	22.69		
10	25	0		21.87	21.89	21.92		
10	25	12		21.93	21.98	21.88		
10	25	25		21.95	21.84	21.81		
10	50	0		22.00	21.93	21.85		
10	1	0	64-QAM	21.83	21.98	22.00	30.02	1.0046
10	1	25		21.97	22.02	21.97		
10	1	49		21.80	21.92	21.77		
10	25	0		20.91	21.02	20.96		
10	25	12		20.96	20.99	20.98		
10	25	25		20.93	20.88	20.78		
10	50	0		20.95	20.88	20.92		
10	1	0	256-QAM	18.91	18.89	18.93	27.02	0.5035
10	1	25		18.91	19.01	18.89		
10	1	49		18.82	18.70	18.61		
10	25	0		18.91	19.02	18.87		
10	25	12		18.99	18.87	18.90		
10	25	25		18.95	18.83	18.83		
10	50	0		18.93	18.83	18.82		
Limit	EIRP < 2W			Result			Pass	



LTE Band 38 Maximum Average Power [dBm] (GT - LC = 8 dB)								
BW [MHz]	RB Size	RB Offset	Mod	Lowest	Middle	Highest	EIRP (dBm)	EIRP (W)
5	1	0	QPSK	23.90	23.81	23.83	31.90	1.5488
5	1	12		23.87	23.86	23.87		
5	1	24		23.87	23.87	23.80		
5	12	0		22.88	22.96	22.92		
5	12	7		22.97	22.91	22.81		
5	12	13		22.82	22.85	22.81		
5	25	0		22.96	22.80	22.84		
5	1	0	16-QAM	22.85	22.96	22.92	31.12	1.2942
5	1	12		22.96	23.12	23.12		
5	1	24		22.81	22.82	22.70		
5	12	0		21.93	21.88	21.89		
5	12	7		21.94	21.88	21.91		
5	12	13		21.95	21.84	21.73		
5	25	0		21.98	21.83	21.82		
5	1	0	64-QAM	21.87	21.99	21.97	30.00	1.0000
5	1	12		21.99	22.00	21.98		
5	1	24		21.81	21.82	21.82		
5	12	0		20.95	20.98	20.95		
5	12	7		21.04	20.94	20.91		
5	12	13		21.00	20.86	20.82		
5	25	0		20.94	20.84	20.91		
5	1	0	256-QAM	18.91	18.96	18.88	26.97	0.4977
5	1	12		18.89	18.95	18.89		
5	1	24		18.80	18.71	18.68		
5	12	0		18.95	18.97	18.90		
5	12	7		18.97	18.96	18.88		
5	12	13		18.87	18.81	18.82		
5	25	0		18.93	18.89	18.90		
Limit	EIRP < 2W			Result			Pass	



LTE Band 41 Maximum Average Power [dBm] (GT - LC = 8 dB)								
BW [MHz]	RB Size	RB Offset	Mod	Lowest	Middle	Highest	EIRP (dBm)	EIRP (W)
20	1	0	QPSK	23.88	23.71	23.54	31.88	1.5417
20	1	49		23.79	23.81	23.74		
20	1	99		23.73	23.75	23.76		
20	50	0		22.99	22.93	22.81		
20	50	24		22.99	22.94	22.95		
20	50	50		22.98	22.93	22.91		
20	100	0		23.01	22.87	22.87		
20	1	0	16-QAM	22.93	22.99	22.79	31.06	1.2764
20	1	49		22.93	23.06	23.01		
20	1	99		22.89	22.84	22.78		
20	50	0		21.98	21.97	21.86		
20	50	24		22.07	21.97	21.97		
20	50	50		22.07	21.97	21.93		
20	100	0		22.01	21.93	21.88		
20	1	0	64-QAM	22.02	21.84	21.76	30.07	1.0162
20	1	49		22.07	21.93	21.95		
20	1	99		21.78	21.80	21.66		
20	50	0		21.04	20.98	20.87		
20	50	24		21.12	21.02	20.95		
20	50	50		21.04	21.02	20.95		
20	100	0		20.95	20.91	20.93		
20	1	0	256-QAM	18.87	18.80	18.77	27.08	0.5105
20	1	49		18.94	19.03	18.89		
20	1	99		18.78	18.77	18.85		
20	50	0		19.01	18.98	18.86		
20	50	24		19.08	18.96	19.01		
20	50	50		19.05	18.99	18.89		
20	100	0		18.98	18.92	18.87		
Limit	EIRP < 2W			Result			Pass	



LTE Band 41 Maximum Average Power [dBm] (GT - LC = 8 dB)								
BW [MHz]	RB Size	RB Offset	Mod	Lowest	Middle	Highest	EIRP (dBm)	EIRP (W)
15	1	0	QPSK	23.78	23.68	23.52	31.78	1.5066
15	1	37		23.72	23.76	23.65		
15	1	74		23.63	23.75	23.68		
15	36	0		22.93	22.92	22.72		
15	36	20		22.93	22.94	22.91		
15	36	39		22.94	22.91	22.86		
15	75	0		22.97	22.78	22.81		
15	1	0	16-QAM	22.88	22.94	22.69	30.97	1.2503
15	1	37		22.89	22.97	22.96		
15	1	74		22.85	22.75	22.71		
15	36	0		21.96	21.94	21.78		
15	36	20		22.07	21.88	21.93		
15	36	39		22.03	21.91	21.85		
15	75	0		21.95	21.88	21.82		
15	1	0	64-QAM	21.94	21.81	21.75	29.99	0.9977
15	1	37		21.99	21.88	21.88		
15	1	74		21.69	21.79	21.58		
15	36	0		21.04	20.91	20.77		
15	36	20		21.05	21.00	20.92		
15	36	39		21.01	21.00	20.89		
15	75	0		20.90	20.86	20.87		
15	1	0	256-QAM	18.80	18.74	18.72	27.03	0.5047
15	1	37		18.88	18.99	18.89		
15	1	74		18.74	18.75	18.82		
15	36	0		18.98	18.90	18.76		
15	36	20		19.03	18.92	19.00		
15	36	39		18.97	18.90	18.82		
15	75	0		18.93	18.91	18.78		
Limit	EIRP < 2W			Result			Pass	



LTE Band 41 Maximum Average Power [dBm] (GT - LC = 8 dB)								
BW [MHz]	RB Size	RB Offset	Mod	Lowest	Middle	Highest	EIRP (dBm)	EIRP (W)
10	1	0	QPSK	23.84	23.70	23.53	31.84	1.5276
10	1	25		23.76	23.81	23.65		
10	1	49		23.63	23.67	23.72		
10	25	0		22.92	22.88	22.75		
10	25	12		22.89	22.89	22.86		
10	25	25		22.93	22.91	22.89		
10	50	0		22.96	22.83	22.77		
10	1	0	16-QAM	22.84	22.92	22.75	31.01	1.2618
10	1	25		22.93	22.96	23.01		
10	1	49		22.79	22.79	22.73		
10	25	0		21.94	21.96	21.80		
10	25	12		22.00	21.91	21.95		
10	25	25		21.98	21.94	21.86		
10	50	0		21.98	21.85	21.83		
10	1	0	64-QAM	21.94	21.84	21.67	30.05	1.0116
10	1	25		22.05	21.84	21.95		
10	1	49		21.74	21.71	21.61		
10	25	0		20.97	20.92	20.77		
10	25	12		21.12	20.93	20.89		
10	25	25		20.98	20.97	20.85		
10	50	0		20.94	20.87	20.85		
10	1	0	256-QAM	18.78	18.75	18.75	27.05	0.5070
10	1	25		18.85	19.02	18.87		
10	1	49		18.77	18.72	18.82		
10	25	0		18.98	18.94	18.80		
10	25	12		19.05	18.91	18.91		
10	25	25		19.03	18.89	18.85		
10	50	0		18.97	18.86	18.78		
Limit	EIRP < 2W			Result			Pass	



LTE Band 41 Maximum Average Power [dBm] (GT - LC = 8 dB)								
BW [MHz]	RB Size	RB Offset	Mod	Lowest	Middle	Highest	EIRP (dBm)	EIRP (W)
5	1	0	QPSK	23.86	23.65	23.46	31.86	1.5346
5	1	12		23.77	23.80	23.64		
5	1	24		23.64	23.75	23.69		
5	12	0		22.92	22.88	22.75		
5	12	7		22.90	22.88	22.86		
5	12	13		22.97	22.88	22.83		
5	25	0		22.99	22.84	22.83		
5	1	0	16-QAM	22.83	22.91	22.76	31.01	1.2618
5	1	12		22.88	23.01	22.93		
5	1	24		22.85	22.80	22.70		
5	12	0		21.88	21.97	21.78		
5	12	7		21.98	21.90	21.95		
5	12	13		22.05	21.88	21.83		
5	25	0		21.93	21.83	21.87		
5	1	0	64-QAM	21.95	21.76	21.68	30.01	1.0023
5	1	12		22.01	21.84	21.90		
5	1	24		21.74	21.76	21.66		
5	12	0		20.97	20.95	20.80		
5	12	7		21.04	20.97	20.95		
5	12	13		21.04	21.02	20.89		
5	25	0		20.87	20.90	20.93		
5	1	0	256-QAM	18.86	18.79	18.73	27.04	0.5058
5	1	12		18.94	19.03	18.84		
5	1	24		18.71	18.70	18.76		
5	12	0		18.98	18.95	18.78		
5	12	7		19.02	18.89	18.99		
5	12	13		19.04	18.95	18.83		
5	25	0		18.95	18.85	18.87		
Limit	EIRP < 2W			Result			Pass	



LTE Band 41(HPUE) Maximum Average Power [dBm] (GT - LC = 6 dB)								
BW [MHz]	RB Size	RB Offset	Mod	Lowest	Middle	Highest	EIRP (dBm)	EIRP (W)
20	1	0	QPSK	20.98	25.92	25.78	31.99	1.5812
20	1	49		25.95	25.99	25.77		
20	1	99		25.88	25.89	25.55		
20	50	0		20.96	25.05	24.79		
20	50	24		25.21	25.12	24.80		
20	50	50		22.06	25.05	24.74		
20	100	0		21.05	25.08	24.72		
20	1	0	16-QAM	20.14	25.34	25.08	31.36	1.3677
20	1	49		25.33	25.36	25.17		
20	1	99		25.29	25.25	24.85		
20	50	0		20.02	24.02	23.84		
20	50	24		24.15	24.14	23.84		
20	50	50		21.16	24.12	23.77		
20	100	0		20.04	24.08	23.75		
20	1	0	64-QAM	19.12	24.14	24.02	30.20	1.0471
20	1	49		24.18	24.20	23.99		
20	1	99		24.03	24.20	23.68		
20	50	0		19.00	23.06	22.81		
20	50	24		23.10	23.14	22.79		
20	50	50		20.12	23.12	22.81		
20	100	0		19.02	23.06	22.71		
20	1	0	256-QAM	16.14	21.07	20.83	27.28	0.5346
20	1	49		21.13	21.28	21.02		
20	1	99		21.09	21.10	20.74		
20	50	0		17.03	21.01	20.88		
20	50	24		21.02	21.17	20.85		
20	50	50		18.06	21.10	20.75		
20	100	0		17.03	21.04	20.80		
Limit	EIRP < 2W			Result			Pass	



LTE Band 41(HPUE) Maximum Average Power [dBm] (GT - LC = 6 dB)								
BW [MHz]	RB Size	RB Offset	Mod	Lowest	Middle	Highest	EIRP (dBm)	EIRP (W)
15	1	0	QPSK	20.93	25.88	25.75	31.91	1.5524
15	1	37		25.82	25.91	25.67		
15	1	74		25.81	25.89	25.47		
15	36	0		20.96	24.96	24.75		
15	36	20		25.05	25.06	24.70		
15	36	39		22.07	25.00	24.68		
15	75	0		21.03	25.01	24.66		
15	1	0	16-QAM	20.47	25.15	25.13	31.34	1.3614
15	1	37		25.32	25.34	25.05		
15	1	74		25.31	25.26	24.83		
15	36	0		20.01	24.00	23.79		
15	36	20		24.19	24.12	23.78		
15	36	39		21.09	24.10	23.75		
15	75	0		20.02	24.10	23.73		
15	1	0	64-QAM	19.18	24.20	24.05	30.32	1.0765
15	1	37		24.24	24.32	24.07		
15	1	74		24.32	24.19	23.91		
15	36	0		19.05	23.04	22.82		
15	36	20		23.27	23.16	22.84		
15	36	39		20.07	23.08	22.75		
15	75	0		19.05	23.07	22.69		
15	1	0	256-QAM	16.03	20.99	20.99	27.28	0.5346
15	1	37		21.04	21.28	20.98		
15	1	74		21.19	21.12	20.70		
15	36	0		16.93	20.99	20.75		
15	36	20		21.07	21.13	20.78		
15	36	39		18.07	21.05	20.82		
15	75	0		17.09	21.11	20.82		
Limit	EIRP < 2W			Result			Pass	



LTE Band 41(HPUE) Maximum Average Power [dBm] (GT - LC = 6 dB)								
BW [MHz]	RB Size	RB Offset	Mod	Lowest	Middle	Highest	EIRP (dBm)	EIRP (W)
10	1	0	QPSK	21.02	25.90	25.66	31.98	1.5776
10	1	25		25.98	25.98	25.80		
10	1	49		25.93	25.91	25.63		
10	25	0		22.10	24.97	24.77		
10	25	12		25.10	25.04	24.80		
10	25	25		24.07	25.07	24.72		
10	50	0		22.08	25.05	24.77		
10	1	0	16-QAM	20.24	25.27	24.98	31.39	1.3772
10	1	25		25.39	25.31	24.95		
10	1	49		25.23	25.21	25.00		
10	25	0		21.12	24.03	23.83		
10	25	12		24.16	24.14	23.84		
10	25	25		23.17	24.10	23.80		
10	50	0		21.16	24.07	23.81		
10	1	0	64-QAM	19.21	24.18	23.95	30.18	1.0423
10	1	25		24.10	24.16	23.98		
10	1	49		24.13	24.14	23.89		
10	25	0		20.16	23.02	22.89		
10	25	12		23.20	23.13	22.82		
10	25	25		22.10	23.11	22.78		
10	50	0		20.12	23.10	22.72		
10	1	0	256-QAM	16.15	21.06	21.05	27.25	0.5309
10	1	25		21.25	21.18	20.98		
10	1	49		21.16	21.14	20.77		
10	25	0		18.13	21.01	20.85		
10	25	12		21.06	21.10	20.90		
10	25	25		20.21	21.14	20.82		
10	50	0		18.02	21.14	20.80		
Limit	EIRP < 2W			Result			Pass	



LTE Band 41(HPUE) Maximum Average Power [dBm] (GT - LC = 6 dB)								
BW [MHz]	RB Size	RB Offset	Mod	Lowest	Middle	Highest	EIRP (dBm)	EIRP (W)
5	1	0	QPSK	23.06	25.99	25.66	32.08	1.6144
5	1	12		26.05	26.03	25.68		
5	1	24		26.08	25.98	25.66		
5	12	0		22.08	25.09	24.69		
5	12	7		22.08	25.08	24.80		
5	12	13		25.02	25.07	24.70		
5	25	0		22.08	25.04	24.64		
5	1	0	16-QAM	22.56	25.44	25.29	31.48	1.4060
5	1	12		25.48	25.43	25.11		
5	1	24		25.35	25.38	25.11		
5	12	0		21.17	24.11	23.77		
5	12	7		21.23	24.15	23.88		
5	12	13		24.13	24.07	23.77		
5	25	0		21.13	24.13	23.71		
5	1	0	64-QAM	21.22	24.26	23.92	30.36	1.0864
5	1	12		24.36	24.19	24.05		
5	1	24		24.14	24.17	23.82		
5	12	0		20.13	23.18	22.74		
5	12	7		20.18	23.16	22.86		
5	12	13		23.09	23.06	22.77		
5	25	0		20.14	23.13	22.74		
5	1	0	256-QAM	18.23	21.24	20.91	27.24	0.5297
5	1	12		21.21	21.24	21.01		
5	1	24		21.11	21.06	20.80		
5	12	0		18.14	21.13	20.79		
5	12	7		18.14	21.15	20.85		
5	12	13		21.09	21.07	20.85		
5	25	0		18.16	21.19	20.76		
Limit	EIRP < 2W			Result			Pass	



LTE Band 30 Maximum Average Power [dBm] (GT - LC = 0.98 dB)								
BW [MHz]	RB Size	RB Offset	Mod	Lowest	Middle	Highest	EIRP (dBm)	EIRP (W)
10	1	0	QPSK		22.55		23.53	0.2254
10	1	25			22.39			
10	1	49			22.27			
10	25	0			21.47			
10	25	12			21.45			
10	25	25			21.46			
10	50	0			21.43			
10	1	0	16-QAM		21.76		22.74	0.1879
10	1	25			21.67			
10	1	49			21.65			
10	25	0			20.37			
10	25	12			20.45			
10	25	25			20.48			
10	50	0			20.44			
10	1	0	64-QAM	-	20.61	-	21.60	0.1445
10	1	25			20.62			
10	1	49			20.57			
10	25	0			19.48			
10	25	12			19.46			
10	25	25			19.44			
10	50	0			19.49			
10	1	0	256-QAM		17.51		18.60	0.0724
10	1	25			17.62			
10	1	49			17.40			
10	25	0			17.46			
10	25	12			17.42			
10	25	25			17.48			
10	50	0			17.40			
Limit	EIRP < 250mW/5MHz			Result			Pass	

Total EIRP power is less than partial EIRP limit 250 mW/5MHz.



LTE Band 30 Maximum Average Power [dBm] (GT - LC = 0.98 dB)								
BW [MHz]	RB Size	RB Offset	Mod	Lowest	Middle	Highest	EIRP (dBm)	EIRP (W)
5	1	0	QPSK	22.47	22.47	22.49	23.47	0.2223
5	1	12		22.29	22.32	22.33		
5	1	24		22.25	22.20	22.27		
5	12	0		21.40	21.41	21.47		
5	12	7		21.44	21.38	21.40		
5	12	13		21.36	21.40	21.39		
5	25	0		21.38	21.33	21.41		
5	1	0	16-QAM	21.66	21.68	21.68	22.66	0.1845
5	1	12		21.64	21.60	21.66		
5	1	24		21.65	21.57	21.60		
5	12	0		20.31	20.31	20.32		
5	12	7		20.35	20.41	20.39		
5	12	13		20.45	20.38	20.47		
5	25	0		20.43	20.37	20.35		
5	1	0	64-QAM	20.55	20.56	20.54	21.58	0.1439
5	1	12		20.58	20.58	20.60		
5	1	24		20.54	20.47	20.56		
5	12	0		19.45	19.38	19.48		
5	12	7		19.39	19.44	19.42		
5	12	13		19.34	19.37	19.41		
5	25	0		19.46	19.39	19.42		
5	1	0	256-QAM	17.51	17.42	17.49	18.57	0.0719
5	1	12		17.59	17.59	17.56		
5	1	24		17.38	17.35	17.38		
5	12	0		17.45	17.39	17.36		
5	12	7		17.37	17.36	17.40		
5	12	13		17.45	17.45	17.44		
5	25	0		17.36	17.40	17.38		
Limit	EIRP < 250mW/5MHz			Result			Pass	

Total EIRP power is less than partial EIRP limit 250 mW/5MHz.



LTE Band 66 Maximum Average Power [dBm] (GT - LC = 5.5 dB)								
BW [MHz]	RB Size	RB Offset	Mod	Lowest	Middle	Highest	EIRP (dBm)	EIRP (W)
20	1	0	QPSK	23.92	23.91	24.03	29.53	0.8974
20	1	49		23.99	23.97	24.01		
20	1	99		23.91	23.93	24.00		
20	50	0		22.99	23.09	23.03		
20	50	24		23.10	23.05	22.98		
20	50	50		23.07	23.09	23.08		
20	100	0		23.00	22.96	22.98		
20	1	0	16-QAM	23.29	23.48	23.41	28.98	0.7907
20	1	49		23.46	23.45	23.29		
20	1	99		23.06	23.33	23.17		
20	50	0		21.97	22.13	22.03		
20	50	24		22.08	22.05	21.99		
20	50	50		22.14	22.07	22.01		
20	100	0		22.05	22.06	21.97		
20	1	0	64-QAM	22.18	22.35	22.34	27.85	0.6095
20	1	49		22.22	22.26	22.23		
20	1	99		22.23	22.05	22.19		
20	50	0		21.01	21.13	21.02		
20	50	24		21.16	21.05	21.03		
20	50	50		21.10	21.10	21.08		
20	100	0		21.01	21.03	20.98		
20	1	0	256-QAM	19.00	19.04	19.06	24.72	0.2965
20	1	49		19.22	19.21	19.20		
20	1	99		18.87	18.96	19.14		
20	50	0		19.00	19.05	19.05		
20	50	24		19.06	19.11	18.97		
20	50	50		18.99	19.01	19.17		
20	100	0		19.07	18.97	19.01		
Limit	EIRP < 1W			Result			Pass	



LTE Band 66 Maximum Average Power [dBm] (GT - LC = 5.5 dB)								
BW [MHz]	RB Size	RB Offset	Mod	Lowest	Middle	Highest	EIRP (dBm)	EIRP (W)
15	1	0	QPSK	23.90	23.81	24.00	29.50	0.8913
15	1	37		23.92	23.95	23.95		
15	1	74		23.89	23.87	23.92		
15	36	0		22.97	23.02	23.03		
15	36	20		23.10	23.02	22.95		
15	36	39		22.99	23.01	23.08		
15	75	0		22.99	22.91	22.96		
15	1	0	16-QAM	23.29	23.47	23.33	28.97	0.7889
15	1	37		23.42	23.45	23.20		
15	1	74		23.02	23.33	23.07		
15	36	0		21.97	22.03	21.97		
15	36	20		22.04	21.99	21.96		
15	36	39		22.11	22.04	21.92		
15	75	0		21.99	21.98	21.96		
15	1	0	64-QAM	22.13	22.30	22.29	27.80	0.6026
15	1	37		22.16	22.19	22.15		
15	1	74		22.13	21.99	22.10		
15	36	0		20.94	21.10	20.98		
15	36	20		21.14	20.97	20.95		
15	36	39		21.02	21.04	21.00		
15	75	0		20.94	20.98	20.88		
15	1	0	256-QAM	18.94	19.04	18.97	24.66	0.2924
15	1	37		19.12	19.16	19.11		
15	1	74		18.82	18.90	19.07		
15	36	0		18.93	19.02	18.98		
15	36	20		18.99	19.08	18.93		
15	36	39		18.92	19.00	19.12		
15	75	0		19.05	18.94	18.92		
Limit	EIRP < 1W			Result			Pass	



LTE Band 66 Maximum Average Power [dBm] (GT - LC = 5.5 dB)								
BW [MHz]	RB Size	RB Offset	Mod	Lowest	Middle	Highest	EIRP (dBm)	EIRP (W)
10	1	0	QPSK	23.83	23.87	24.00	29.50	0.8913
10	1	25		23.95	23.91	23.99		
10	1	49		23.89	23.92	23.96		
10	25	0		22.97	22.99	22.94		
10	25	12		23.09	23.05	22.92		
10	25	25		23.00	23.01	23.06		
10	50	0		22.99	22.96	22.88		
10	1	0	16-QAM	23.23	23.48	23.32	28.98	0.7907
10	1	25		23.38	23.43	23.29		
10	1	49		23.01	23.28	23.17		
10	25	0		21.92	22.11	21.99		
10	25	12		22.04	21.96	21.92		
10	25	25		22.08	22.01	21.91		
10	50	0		21.99	22.02	21.90		
10	1	0	64-QAM	22.13	22.25	22.33	27.83	0.6067
10	1	25		22.21	22.25	22.21		
10	1	49		22.15	21.97	22.11		
10	25	0		20.97	21.04	21.00		
10	25	12		21.16	21.02	21.01		
10	25	25		21.07	21.01	21.03		
10	50	0		20.95	20.98	20.96		
10	1	0	256-QAM	19.00	18.98	19.04	24.71	0.2958
10	1	25		19.20	19.21	19.20		
10	1	49		18.84	18.95	19.06		
10	25	0		18.99	18.97	19.00		
10	25	12		19.03	19.11	18.97		
10	25	25		18.93	18.92	19.17		
10	50	0		18.97	18.91	18.99		
Limit	EIRP < 1W			Result			Pass	



LTE Band 66 Maximum Average Power [dBm] (GT - LC = 5.5 dB)								
BW [MHz]	RB Size	RB Offset	Mod	Lowest	Middle	Highest	EIRP (dBm)	EIRP (W)
5	1	0	QPSK	23.84	23.86	23.94	29.51	0.8933
5	1	12		23.89	23.88	24.01		
5	1	24		23.81	23.83	23.91		
5	12	0		22.94	23.07	23.01		
5	12	7		23.04	23.03	22.94		
5	12	13		23.04	23.00	23.07		
5	25	0		22.94	22.87	22.91		
5	1	0	16-QAM	23.24	23.41	23.31	28.94	0.7834
5	1	12		23.44	23.43	23.27		
5	1	24		23.06	23.28	23.07		
5	12	0		21.87	22.06	22.00		
5	12	7		22.06	22.01	21.99		
5	12	13		22.14	22.06	21.98		
5	25	0		22.05	21.96	21.90		
5	1	0	64-QAM	22.18	22.34	22.25	27.84	0.6081
5	1	12		22.20	22.25	22.15		
5	1	24		22.18	22.01	22.10		
5	12	0		20.97	21.05	20.97		
5	12	7		21.08	21.02	20.95		
5	12	13		21.00	21.06	20.99		
5	25	0		20.92	20.93	20.95		
5	1	0	256-QAM	18.93	19.00	19.01	24.71	0.2958
5	1	12		19.21	19.14	19.17		
5	1	24		18.81	18.89	19.14		
5	12	0		18.94	19.00	19.04		
5	12	7		18.98	19.07	18.97		
5	12	13		18.92	18.96	19.14		
5	25	0		19.05	18.96	18.99		
Limit	EIRP < 1W			Result			Pass	



LTE Band 66 Maximum Average Power [dBm] (GT - LC = 5.5 dB)								
BW [MHz]	RB Size	RB Offset	Mod	Lowest	Middle	Highest	EIRP (dBm)	EIRP (W)
3	1	0	QPSK	23.92	23.84	23.93	29.50	0.8913
3	1	8		23.93	23.89	24.00		
3	1	14		23.88	23.89	23.96		
3	8	0		22.95	23.06	22.93		
3	8	4		23.07	22.98	22.96		
3	8	7		22.98	23.09	23.00		
3	15	0		22.98	22.87	22.92		
3	1	0	16-QAM	23.25	23.42	23.38	28.92	0.7798
3	1	8		23.38	23.42	23.29		
3	1	14		23.05	23.28	23.13		
3	8	0		21.93	22.09	21.99		
3	8	4		22.03	22.03	21.97		
3	8	7		22.07	22.04	21.91		
3	15	0		22.00	21.97	21.90		
3	1	0	64-QAM	22.10	22.32	22.34	27.84	0.6081
3	1	8		22.17	22.23	22.15		
3	1	14		22.23	21.97	22.10		
3	8	0		20.95	21.03	20.93		
3	8	4		21.12	21.05	20.97		
3	8	7		21.07	21.04	21.01		
3	15	0		20.94	20.93	20.93		
3	1	0	256-QAM	18.99	19.02	18.97	24.70	0.2951
3	1	8		19.20	19.12	19.10		
3	1	14		18.77	18.90	19.07		
3	8	0		18.92	19.05	18.95		
3	8	4		18.96	19.01	18.95		
3	8	7		18.95	18.97	19.10		
3	15	0		18.99	18.96	18.95		
Limit	EIRP < 1W			Result			Pass	



LTE Band 66 Maximum Average Power [dBm] (GT - LC = 5.5 dB)								
BW [MHz]	RB Size	RB Offset	Mod	Lowest	Middle	Highest	EIRP (dBm)	EIRP (W)
1.4	1	0	QPSK	23.90	23.86	23.99	29.51	0.8933
1.4	1	3		23.94	23.94	24.01		
1.4	1	5		23.83	23.90	23.92		
1.4	3	0		23.91	23.82	23.96		
1.4	3	1		23.90	23.91	23.96		
1.4	3	3		23.83	23.88	23.90		
1.4	6	0		22.98	23.00	22.97		
1.4	1	0	16-QAM	23.23	23.41	23.35	28.98	0.7907
1.4	1	3		23.42	23.45	23.22		
1.4	1	5		22.97	23.24	23.14		
1.4	3	0		23.21	23.48	23.40		
1.4	3	1		23.44	23.38	23.27		
1.4	3	3		23.01	23.33	23.10		
1.4	6	0		21.92	22.11	21.93		
1.4	1	0	64-QAM	22.14	22.28	22.26	27.85	0.6095
1.4	1	3		22.17	22.18	22.17		
1.4	1	5		22.22	22.02	22.10		
1.4	3	0		22.08	22.35	22.24		
1.4	3	1		22.14	22.17	22.13		
1.4	3	3		22.18	22.05	22.14		
1.4	6	0		20.95	21.06	21.02		
1.4	1	0	256-QAM	18.99	18.95	19.02	24.70	0.2951
1.4	1	3		19.19	19.18	19.20		
1.4	1	5		18.81	18.90	19.12		
1.4	3	0		18.95	18.99	19.04		
1.4	3	1		19.14	19.15	19.16		
1.4	3	3		18.78	18.91	19.14		
1.4	6	0		19.00	18.95	19.02		
Limit	EIRP < 1W			Result			Pass	



LTE Band 71 Maximum Average Power [dBm] (GT - LC = 5.5 dB)								
BW [MHz]	RB Size	RB Offset	Mod	Lowest	Middle	Highest	ERP (dBm)	ERP (W)
20	1	0	QPSK	24.05	24.00	23.88	27.40	0.5495
20	1	49		23.83	24.02	24.01		
20	1	99		23.78	23.88	23.76		
20	50	0		23.04	23.03	22.99		
20	50	24		23.03	22.98	23.03		
20	50	50		22.97	22.93	23.02		
20	100	0		23.04	23.00	22.99		
20	1	0	16-QAM	23.46	23.26	23.19	26.81	0.4797
20	1	49		23.30	23.38	23.11		
20	1	99		23.04	23.03	22.95		
20	50	0		21.94	22.08	22.02		
20	50	24		22.16	22.01	22.10		
20	50	50		22.03	21.98	21.99		
20	100	0		22.09	22.09	22.07		
20	1	0	64-QAM	22.28	22.11	22.19	25.69	0.3707
20	1	49		22.26	22.28	22.34		
20	1	99		22.13	22.07	22.00		
20	50	0		21.02	20.96	21.07		
20	50	24		21.09	20.98	20.98		
20	50	50		20.92	20.98	20.96		
20	100	0		21.03	21.01	21.06		
20	1	0	256-QAM	19.04	19.14	19.26	22.61	0.1824
20	1	49		19.07	19.15	19.11		
20	1	99		18.93	19.06	18.91		
20	50	0		19.03	19.02	19.02		
20	50	24		19.05	18.95	19.07		
20	50	50		18.99	18.94	18.93		
20	100	0		19.06	19.05	19.03		
Limit	ERP < 3W			Result			Pass	



LTE Band 71 Maximum Average Power [dBm] (GT - LC = 5.5 dB)								
BW [MHz]	RB Size	RB Offset	Mod	Lowest	Middle	Highest	ERP (dBm)	ERP (W)
15	1	0	QPSK	23.99	23.99	23.87	27.34	0.5420
15	1	37		23.78	23.96	23.94		
15	1	74		23.71	23.87	23.74		
15	36	0		22.94	22.93	22.93		
15	36	20		22.98	22.96	23.02		
15	36	39		22.93	22.85	22.97		
15	75	0		23.03	22.96	22.94		
15	1	0	16-QAM	23.40	23.19	23.13	26.75	0.4732
15	1	37		23.24	23.28	23.02		
15	1	74		22.97	22.94	22.85		
15	36	0		21.84	22.04	21.94		
15	36	20		22.16	21.94	22.06		
15	36	39		21.98	21.96	21.98		
15	75	0		22.09	22.05	22.05		
15	1	0	64-QAM	22.25	22.09	22.17	25.60	0.3631
15	1	37		22.17	22.25	22.25		
15	1	74		22.04	22.00	22.00		
15	36	0		20.96	20.93	21.04		
15	36	20		21.01	20.97	20.97		
15	36	39		20.90	20.96	20.91		
15	75	0		20.99	20.94	20.99		
15	1	0	256-QAM	19.02	19.09	19.24	22.59	0.1816
15	1	37		19.03	19.08	19.02		
15	1	74		18.86	18.98	18.82		
15	36	0		18.94	18.96	18.92		
15	36	20		19.01	18.89	19.00		
15	36	39		18.91	18.87	18.83		
15	75	0		18.97	18.95	18.94		
Limit	ERP < 3W			Result			Pass	



LTE Band 71 Maximum Average Power [dBm] (GT - LC = 5.5 dB)								
BW [MHz]	RB Size	RB Offset	Mod	Lowest	Middle	Highest	ERP (dBm)	ERP (W)
10	1	0	QPSK	23.98	24.00	23.87	27.35	0.5433
10	1	25		23.74	23.94	23.92		
10	1	49		23.78	23.88	23.69		
10	25	0		22.95	22.94	22.98		
10	25	12		23.03	22.93	22.94		
10	25	25		22.92	22.84	22.98		
10	50	0		23.02	22.97	22.94		
10	1	0	16-QAM	23.37	23.16	23.15	26.72	0.4699
10	1	25		23.29	23.37	23.08		
10	1	49		22.99	22.96	22.90		
10	25	0		21.85	22.02	21.97		
10	25	12		22.13	21.91	22.03		
10	25	25		21.99	21.89	21.90		
10	50	0		22.00	21.99	21.99		
10	1	0	64-QAM	22.24	22.05	22.15	25.62	0.3648
10	1	25		22.26	22.27	22.25		
10	1	49		22.09	21.99	21.90		
10	25	0		20.96	20.87	21.01		
10	25	12		21.01	20.94	20.97		
10	25	25		20.88	20.90	20.90		
10	50	0		20.94	20.97	21.00		
10	1	0	256-QAM	18.94	19.11	19.26	22.61	0.1824
10	1	25		19.07	19.06	19.11		
10	1	49		18.89	18.96	18.89		
10	25	0		19.00	19.02	19.02		
10	25	12		18.98	18.90	19.04		
10	25	25		18.91	18.90	18.84		
10	50	0		18.96	18.96	19.00		
Limit	ERP < 3W			Result			Pass	



LTE Band 71 Maximum Average Power [dBm] (GT - LC = 5.5 dB)								
BW [MHz]	RB Size	RB Offset	Mod	Lowest	Middle	Highest	ERP (dBm)	ERP (W)
5	1	0	QPSK	23.96	23.98	23.78	27.33	0.5408
5	1	12		23.81	23.96	23.94		
5	1	24		23.68	23.81	23.72		
5	12	0		23.04	22.97	22.93		
5	12	7		22.99	22.92	23.01		
5	12	13		22.91	22.91	23.02		
5	25	0		22.96	22.95	22.91		
5	1	0	16-QAM	23.43	23.17	23.13	26.78	0.4764
5	1	12		23.25	23.38	23.06		
5	1	24		23.02	22.98	22.89		
5	12	0		21.87	22.00	21.92		
5	12	7		22.10	22.00	22.10		
5	12	13		22.01	21.89	21.91		
5	25	0		22.09	22.04	21.97		
5	1	0	64-QAM	22.22	22.09	22.13	25.66	0.3681
5	1	12		22.25	22.18	22.31		
5	1	24		22.08	22.05	21.96		
5	12	0		20.96	20.86	21.04		
5	12	7		21.01	20.91	20.96		
5	12	13		20.92	20.91	20.94		
5	25	0		21.00	20.95	20.97		
5	1	0	256-QAM	19.04	19.05	19.18	22.53	0.1791
5	1	12		18.98	19.10	19.02		
5	1	24		18.86	18.99	18.86		
5	12	0		19.03	18.98	18.97		
5	12	7		18.95	18.87	19.00		
5	12	13		18.89	18.94	18.92		
5	25	0		19.05	19.05	18.94		
Limit	ERP < 3W			Result			Pass	



LTE Band 14 Maximum Average Power [dBm] (GT - LC = 6 dB)								
BW [MHz]	RB Size	RB Offset	Mod	Lowest	Middle	Highest	ERP (dBm)	ERP (W)
10	1	0	QPSK		23.84		27.69	0.5875
10	1	25			23.59			
10	1	49			23.62			
10	25	0			22.73			
10	25	12			22.78			
10	25	25			22.78			
10	50	0			22.70			
10	1	0	16-QAM		23.03		26.88	0.4875
10	1	25			22.95			
10	1	49			22.84			
10	25	0			21.77			
10	25	12			21.79			
10	25	25			21.80			
10	50	0			21.78			
10	1	0	64-QAM		21.97		25.82	0.3819
10	1	25			21.85			
10	1	49			21.85			
10	25	0			20.80			
10	25	12			20.78			
10	25	25			20.80			
10	50	0			20.74			
10	1	0	256-QAM		18.82		22.82	0.1914
10	1	25			18.97			
10	1	49			18.68			
10	25	0			18.77			
10	25	12			18.80			
10	25	25			18.73			
10	50	0			18.69			
Limit	ERP < 3W			Result			Pass	



LTE Band 14 Maximum Average Power [dBm] (GT - LC = 6 dB)								
BW [MHz]	RB Size	RB Offset	Mod	Lowest	Middle	Highest	ERP (dBm)	ERP (W)
5	1	0	QPSK	23.83	23.79	23.80	27.68	0.5861
5	1	12		23.56	23.58	23.51		
5	1	24		23.54	23.52	23.61		
5	12	0		22.66	22.64	22.66		
5	12	7		22.77	22.78	22.74		
5	12	13		22.75	22.74	22.76		
5	25	0		22.65	22.67	22.69		
5	1	0	16-QAM	23.01	22.94	22.98	26.86	0.4853
5	1	12		22.91	22.88	22.87		
5	1	24		22.80	22.79	22.83		
5	12	0		21.76	21.69	21.74		
5	12	7		21.75	21.78	21.73		
5	12	13		21.72	21.75	21.74		
5	25	0		21.78	21.69	21.73		
5	1	0	64-QAM	21.95	21.89	21.91	25.80	0.3802
5	1	12		21.75	21.76	21.75		
5	1	24		21.85	21.83	21.85		
5	12	0		20.78	20.78	20.70		
5	12	7		20.69	20.73	20.68		
5	12	13		20.78	20.78	20.77		
5	25	0		20.73	20.69	20.73		
5	1	0	256-QAM	18.73	18.79	18.80	22.82	0.1914
5	1	12		18.88	18.89	18.97		
5	1	24		18.66	18.58	18.59		
5	12	0		18.76	18.70	18.74		
5	12	7		18.80	18.76	18.72		
5	12	13		18.73	18.66	18.71		
5	25	0		18.62	18.61	18.64		
Limit	ERP < 3W			Result			Pass	



LTE Band 70 Maximum Average Power [dBm] (GT - LC = 5 dB)								
BW [MHz]	RB Size	RB Offset	Mod	Lowest	Middle	Highest	EIRP (dBm)	EIRP (W)
10	1	0	QPSK	24.08	24.25	24.17	29.33	0.8570
10	1	25		24.18	24.31	24.24		
10	1	49		24.14	24.33	24.11		
10	25	0		23.22	23.24	23.19		
10	25	12		23.37	23.22	23.32		
10	25	25		23.32	23.35	23.24		
10	50	0		23.34	23.25	23.24		
10	1	0	16-QAM	23.46	23.56	23.52	28.79	0.7568
10	1	25		23.54	23.79	23.51		
10	1	49		23.48	23.36	23.46		
10	25	0		22.21	22.19	22.18		
10	25	12		22.24	22.35	22.41		
10	25	25		22.41	22.36	22.27		
10	50	0		22.37	22.24	22.25		
10	1	0	64-QAM	22.23	22.30	22.27	27.80	0.6026
10	1	25		22.63	22.80	22.34		
10	1	49		22.55	22.47	22.32		
10	25	0		21.21	21.18	21.22		
10	25	12		21.31	21.25	21.27		
10	25	25		21.34	21.28	21.28		
10	50	0		21.42	21.18	21.21		
10	1	0	256-QAM	19.37	19.38	19.19	24.55	0.2851
10	1	25		19.55	19.40	19.37		
10	1	49		19.32	19.35	19.35		
10	25	0		19.17	19.23	19.27		
10	25	12		19.36	19.25	19.26		
10	25	25		19.36	19.25	19.27		
10	50	0		19.29	19.26	19.32		
Limit	EIRP < 1W			Result			Pass	



LTE Band 70 Maximum Average Power [dBm] (GT - LC = 5 dB)								
BW [MHz]	RB Size	RB Offset	Mod	Lowest	Middle	Highest	EIRP (dBm)	EIRP (W)
5	1	0	QPSK	24.20	24.22	24.16	29.35	0.8610
5	1	12		24.34	24.19	24.21		
5	1	24		24.30	24.35	24.21		
5	12	0		23.22	23.18	23.18		
5	12	7		23.36	23.26	23.41		
5	12	13		23.26	23.27	23.31		
5	25	0		23.19	23.17	23.19		
5	1	0	16-QAM	23.40	23.55	23.49	28.90	0.7762
5	1	12		23.72	23.78	23.52		
5	1	24		23.73	23.70	23.90		
5	12	0		22.25	22.24	22.31		
5	12	7		22.39	22.33	22.38		
5	12	13		22.27	22.36	22.29		
5	25	0		22.28	22.26	22.18		
5	1	0	64-QAM	22.35	22.29	22.20	27.72	0.5916
5	1	12		22.52	22.46	22.72		
5	1	24		22.62	22.52	22.29		
5	12	0		21.12	21.19	21.09		
5	12	7		21.26	21.20	21.28		
5	12	13		21.35	21.31	21.24		
5	25	0		21.24	21.18	21.20		
5	1	0	256-QAM	19.22	19.26	19.25	24.42	0.2767
5	1	12		19.39	19.42	19.37		
5	1	24		19.36	19.41	19.20		
5	12	0		19.20	19.24	19.15		
5	12	7		19.37	19.32	19.34		
5	12	13		19.19	19.32	19.15		
5	25	0		19.30	19.25	19.20		
Limit	EIRP < 1W			Result			Pass	



LTE Band 42 Maximum Average Power [dBm] (GT - LC = 5.5 dB)								
BW [MHz]	RB Size	RB Offset	Mod	Lowest	Middle	Highest	EIRP (dBm)	EIRP (W)
20	1	0	QPSK	24.20	24.12	24.04	29.70	0.9333
20	1	49		24.16	24.07	23.94		
20	1	99		24.05	23.95	23.84		
20	50	0		23.20	23.12	23.04		
20	50	24		23.15	23.06	22.90		
20	50	50		23.09	22.99	22.90		
20	100	0		23.10	22.93	22.85		
20	1	0	16-QAM	23.20	23.08	22.97	28.70	0.7413
20	1	49		23.19	23.01	22.93		
20	1	99		23.02	22.92	22.85		
20	50	0		22.25	22.13	22.01		
20	50	24		22.17	22.07	21.99		
20	50	50		22.10	21.98	21.93		
20	100	0		22.10	21.95	21.84		
20	1	0	64-QAM	22.20	22.11	21.98	27.70	0.5888
20	1	49		22.14	22.06	21.95		
20	1	99		21.93	21.77	21.69		
20	50	0		21.26	21.15	21.05		
20	50	24		21.15	20.99	20.89		
20	50	50		21.11	20.97	20.89		
20	100	0		21.08	20.99	20.85		
20	1	0	256-QAM	19.19	19.11	18.93	24.75	0.2985
20	1	49		19.18	19.03	18.99		
20	1	99		19.09	18.95	18.84		
20	50	0		19.25	19.13	19.02		
20	50	24		19.17	19.01	18.98		
20	50	50		19.13	19.05	18.90		
20	100	0		19.15	19.07	18.90		
Limit	EIRP < 1W			Result			Pass	



LTE Band 42 Maximum Average Power [dBm] (GT - LC = 5.5 dB)								
BW [MHz]	RB Size	RB Offset	Mod	Lowest	Middle	Highest	EIRP (dBm)	EIRP (W)
15	1	0	QPSK	24.10	24.05	24.01	29.60	0.9120
15	1	37		24.07	24.01	23.89		
15	1	74		23.97	23.87	23.79		
15	36	0		23.20	23.06	23.04		
15	36	20		23.05	23.05	22.80		
15	36	39		23.04	22.90	22.87		
15	75	0		23.01	22.88	22.78		
15	1	0	16-QAM	23.10	23.07	22.92	28.69	0.7396
15	1	37		23.19	23.00	22.89		
15	1	74		22.93	22.88	22.75		
15	36	0		22.24	22.05	21.95		
15	36	20		22.13	22.04	21.93		
15	36	39		22.07	21.96	21.87		
15	75	0		22.04	21.95	21.81		
15	1	0	64-QAM	22.11	22.03	21.93	27.61	0.5768
15	1	37		22.09	22.00	21.91		
15	1	74		21.84	21.74	21.68		
15	36	0		21.16	21.07	20.98		
15	36	20		21.13	20.96	20.82		
15	36	39		21.07	20.93	20.79		
15	75	0		21.03	20.99	20.83		
15	1	0	256-QAM	19.14	19.08	18.87	24.66	0.2924
15	1	37		19.13	18.97	18.89		
15	1	74		19.08	18.90	18.76		
15	36	0		19.16	19.12	18.93		
15	36	20		19.14	18.91	18.92		
15	36	39		19.06	19.03	18.82		
15	75	0		19.06	19.05	18.86		
Limit	EIRP < 1W			Result			Pass	



LTE Band 42 Maximum Average Power [dBm] (GT - LC = 5.5 dB)								
BW [MHz]	RB Size	RB Offset	Mod	Lowest	Middle	Highest	EIRP (dBm)	EIRP (W)
10	1	0	QPSK	24.19	24.06	24.02	29.69	0.9311
10	1	25		24.13	23.97	23.92		
10	1	49		23.99	23.94	23.81		
10	25	0		23.17	23.04	23.01		
10	25	12		23.05	23.01	22.90		
10	25	25		23.01	22.92	22.89		
10	50	0		23.08	22.85	22.76		
10	1	0	16-QAM	23.15	23.01	22.97	28.68	0.7379
10	1	25		23.18	22.96	22.90		
10	1	49		22.95	22.86	22.82		
10	25	0		22.21	22.13	21.91		
10	25	12		22.15	22.00	21.95		
10	25	25		22.01	21.98	21.85		
10	50	0		22.09	21.91	21.74		
10	1	0	64-QAM	22.18	22.08	21.91	27.68	0.5861
10	1	25		22.13	22.00	21.93		
10	1	49		21.89	21.74	21.60		
10	25	0		21.19	21.07	20.99		
10	25	12		21.10	20.99	20.80		
10	25	25		21.08	20.97	20.82		
10	50	0		21.07	20.92	20.82		
10	1	0	256-QAM	19.14	19.05	18.89	24.73	0.2972
10	1	25		19.15	18.99	18.99		
10	1	49		19.01	18.92	18.81		
10	25	0		19.23	19.04	18.93		
10	25	12		19.11	18.97	18.96		
10	25	25		19.05	19.04	18.86		
10	50	0		19.11	19.04	18.85		
Limit	EIRP < 1W			Result			Pass	



LTE Band 42 Maximum Average Power [dBm] (GT - LC = 5.5 dB)								
BW [MHz]	RB Size	RB Offset	Mod	Lowest	Middle	Highest	EIRP (dBm)	EIRP (W)
5	1	0	QPSK	24.14	24.05	23.96	29.64	0.9204
5	1	12		24.10	24.05	23.92		
5	1	24		24.03	23.91	23.75		
5	12	0		23.16	23.11	22.98		
5	12	7		23.13	22.98	22.88		
5	12	13		23.00	22.90	22.87		
5	25	0		23.00	22.89	22.81		
5	1	0	16-QAM	23.18	23.04	22.94	28.68	0.7379
5	1	12		23.17	22.95	22.89		
5	1	24		22.99	22.86	22.85		
5	12	0		22.24	22.04	21.98		
5	12	7		22.10	22.04	21.99		
5	12	13		22.03	21.88	21.85		
5	25	0		22.02	21.93	21.77		
5	1	0	64-QAM	22.18	22.05	21.88	27.68	0.5861
5	1	12		22.13	22.06	21.91		
5	1	24		21.91	21.76	21.65		
5	12	0		21.26	21.12	20.97		
5	12	7		21.05	20.97	20.89		
5	12	13		21.07	20.90	20.79		
5	25	0		21.03	20.92	20.82		
5	1	0	256-QAM	19.15	19.04	18.83	24.67	0.2931
5	1	12		19.17	18.98	18.90		
5	1	24		19.01	18.85	18.75		
5	12	0		19.16	19.05	18.92		
5	12	7		19.11	19.01	18.93		
5	12	13		19.09	18.97	18.87		
5	25	0		19.15	19.02	18.86		
Limit	EIRP < 1W			Result			Pass	



LTE Band 43 Maximum Average Power [dBm] (GT - LC = 5.5 dB)								
BW [MHz]	RB Size	RB Offset	Mod	Lowest	Middle	Highest	EIRP (dBm)	EIRP (W)
20	1	0	QPSK	23.23	23.16	23.19	28.73	0.7464
20	1	49		23.19	23.15	23.12		
20	1	99		23.19	23.18	23.20		
20	50	0		22.33	22.35	22.37		
20	50	24		22.41	22.44	22.38		
20	50	50		22.49	22.42	22.44		
20	100	0		22.45	22.41	22.38		
20	1	0	16-QAM	22.46	22.45	22.47	28	0.6310
20	1	49		22.50	22.47	22.50		
20	1	99		22.41	22.36	22.33		
20	50	0		21.34	21.37	21.36		
20	50	24		21.45	21.47	21.41		
20	50	50		21.44	21.43	21.42		
20	100	0		21.50	21.43	21.40		
20	1	0	64-QAM	21.37	21.30	21.30	26.94	0.4943
20	1	49		21.41	21.44	21.40		
20	1	99		21.28	21.29	21.30		
20	50	0		20.40	20.34	20.36		
20	50	24		20.46	20.49	20.45		
20	50	50		20.45	20.41	20.35		
20	100	0		20.43	20.40	20.34		
20	1	0	256-QAM	18.32	18.32	18.26	23.92	0.2466
20	1	49		18.40	18.39	18.33		
20	1	99		18.29	18.29	18.27		
20	50	0		18.38	18.33	18.26		
20	50	24		18.39	18.33	18.27		
20	50	50		18.42	18.39	18.35		
20	100	0		18.38	18.35	18.30		
Limit	EIRP < 1W			Result			Pass	



LTE Band 43 Maximum Average Power [dBm] (GT - LC = 5.5 dB)								
BW [MHz]	RB Size	RB Offset	Mod	Lowest	Middle	Highest	EIRP (dBm)	EIRP (W)
15	1	0	QPSK	23.22	23.11	23.12	28.72	0.7447
15	1	37		23.16	23.13	23.10		
15	1	74		23.16	23.18	23.20		
15	36	0		22.32	22.32	22.33		
15	36	20		22.32	22.41	22.30		
15	36	39		22.43	22.32	22.38		
15	75	0		22.40	22.37	22.36		
15	1	0	16-QAM	22.42	22.38	22.38	27.94	0.6223
15	1	37		22.44	22.41	22.44		
15	1	74		22.31	22.34	22.26		
15	36	0		21.31	21.36	21.29		
15	36	20		21.37	21.44	21.40		
15	36	39		21.43	21.38	21.38		
15	75	0		21.42	21.33	21.30		
15	1	0	64-QAM	21.31	21.29	21.21	26.93	0.4932
15	1	37		21.36	21.43	21.30		
15	1	74		21.19	21.29	21.22		
15	36	0		20.35	20.29	20.34		
15	36	20		20.46	20.43	20.38		
15	36	39		20.45	20.38	20.35		
15	75	0		20.41	20.39	20.24		
15	1	0	256-QAM	18.31	18.26	18.22	23.86	0.2432
15	1	37		18.36	18.35	18.29		
15	1	74		18.27	18.28	18.21		
15	36	0		18.36	18.30	18.20		
15	36	20		18.31	18.28	18.25		
15	36	39		18.36	18.35	18.32		
15	75	0		18.34	18.32	18.21		
Limit	EIRP < 1W			Result			Pass	



LTE Band 43 Maximum Average Power [dBm] (GT - LC = 5.5 dB)								
BW [MHz]	RB Size	RB Offset	Mod	Lowest	Middle	Highest	EIRP (dBm)	EIRP (W)
10	1	0	QPSK	23.13	23.09	23.13	28.69	0.7396
10	1	25		23.19	23.12	23.03		
10	1	49		23.12	23.12	23.10		
10	25	0		22.26	22.31	22.27		
10	25	12		22.32	22.35	22.33		
10	25	25		22.47	22.38	22.37		
10	50	0		22.36	22.33	22.28		
10	1	0	16-QAM	22.38	22.37	22.45	27.95	0.6237
10	1	25		22.42	22.37	22.43		
10	1	49		22.37	22.31	22.32		
10	25	0		21.25	21.35	21.30		
10	25	12		21.35	21.39	21.32		
10	25	25		21.41	21.35	21.39		
10	50	0		21.50	21.38	21.39		
10	1	0	64-QAM	21.32	21.29	21.26	26.86	0.4853
10	1	25		21.32	21.36	21.33		
10	1	49		21.24	21.29	21.24		
10	25	0		20.38	20.28	20.30		
10	25	12		20.42	20.45	20.39		
10	25	25		20.35	20.32	20.30		
10	50	0		20.43	20.34	20.26		
10	1	0	256-QAM	18.32	18.25	18.26	23.86	0.2432
10	1	25		18.32	18.34	18.29		
10	1	49		18.25	18.27	18.23		
10	25	0		18.36	18.31	18.19		
10	25	12		18.36	18.26	18.20		
10	25	25		18.34	18.29	18.33		
10	50	0		18.30	18.33	18.20		
Limit	EIRP < 1W			Result			Pass	



LTE Band 43 Maximum Average Power [dBm] (GT - LC = 5.5 dB)								
BW [MHz]	RB Size	RB Offset	Mod	Lowest	Middle	Highest	EIRP (dBm)	EIRP (W)
5	1	0	QPSK	23.16	23.06	23.11	28.68	0.7379
5	1	12		23.18	23.08	23.04		
5	1	24		23.12	23.12	23.14		
5	12	0		22.28	22.28	22.29		
5	12	7		22.33	22.34	22.37		
5	12	13		22.49	22.33	22.39		
5	25	0		22.37	22.36	22.35		
5	1	0	16-QAM	22.46	22.44	22.43	28.00	0.6310
5	1	12		22.50	22.43	22.40		
5	1	24		22.31	22.32	22.28		
5	12	0		21.25	21.32	21.35		
5	12	7		21.45	21.42	21.37		
5	12	13		21.43	21.41	21.42		
5	25	0		21.42	21.43	21.34		
5	1	0	64-QAM	21.30	21.28	21.30	26.88	0.4875
5	1	12		21.38	21.35	21.32		
5	1	24		21.18	21.20	21.20		
5	12	0		20.34	20.27	20.26		
5	12	7		20.41	20.46	20.44		
5	12	13		20.42	20.35	20.26		
5	25	0		20.42	20.31	20.29		
5	1	0	256-QAM	18.28	18.30	18.20	23.87	0.2438
5	1	12		18.37	18.30	18.33		
5	1	24		18.23	18.24	18.24		
5	12	0		18.30	18.28	18.24		
5	12	7		18.32	18.24	18.22		
5	12	13		18.32	18.30	18.35		
5	25	0		18.35	18.27	18.24		
Limit	EIRP < 1W			Result			Pass	



LTE Band 26 (Part90S) Maximum Average Power [dBm] (GT - LC = 6.5 dB)								
BW [MHz]	RB Size	RB Offset	Mod	Lowest	Middle	Highest	ERP (dBm)	ERP (W)
15	1	0	QPSK	23.50	-	-	27.99	0.6295
15	1	37		23.58	-	-		
15	1	74		23.64	-	-		
15	36	0		22.58	-	-		
15	36	20		22.67	-	-		
15	36	39		22.72	-	-		
15	75	0		22.69	-	-		
15	1	0	16-QAM	22.97	-	-	27.32	0.5395
15	1	37		22.86	-	-		
15	1	74		22.88	-	-		
15	36	0		21.73	-	-		
15	36	20		21.73	-	-		
15	36	39		21.74	-	-		
15	75	0		21.72	-	-		
15	1	0	64-QAM	22.05	-	-	26.40	0.4365
15	1	37		21.88	-	-		
15	1	74		21.82	-	-		
15	36	0		20.58	-	-		
15	36	20		20.67	-	-		
15	36	39		20.62	-	-		
15	75	0		20.60	-	-		
15	1	0	256-QAM	18.69	-	-	23.22	0.2099
15	1	37		18.72	-	-		
15	1	74		18.87	-	-		
15	36	0		18.68	-	-		
15	36	20		18.75	-	-		
15	36	39		18.70	-	-		
15	75	0		18.70	-	-		
Limit	Power < 100W			Result			Pass	



LTE Band 26 (Part90S) Maximum Average Power [dBm] (GT - LC = 6.5 dB)								
BW [MHz]	RB Size	RB Offset	Mod	Lowest	Middle	Highest	ERP (dBm)	ERP (W)
10	1	0	QPSK	-	23.85	-	28.20	0.6607
10	1	25		-	23.52	-		
10	1	49		-	23.56	-		
10	25	0		-	22.53	-		
10	25	12		-	22.59	-		
10	25	25		-	22.67	-		
10	50	0		-	22.54	-		
10	1	0	16-QAM	-	22.95	-	27.54	0.5675
10	1	25		-	23.19	-		
10	1	49		-	22.71	-		
10	25	0		-	21.65	-		
10	25	12		-	21.65	-		
10	25	25		-	21.66	-		
10	50	0		-	21.64	-		
10	1	0	64-QAM	-	21.78	-	26.17	0.4140
10	1	25		-	21.82	-		
10	1	49		-	21.66	-		
10	25	0		-	20.61	-		
10	25	12		-	20.58	-		
10	25	25		-	20.66	-		
10	50	0		-	20.56	-		
10	1	0	256-QAM	-	18.74	-	23.09	0.2037
10	1	25		-	18.74	-		
10	1	49		-	18.64	-		
10	25	0		-	18.68	-		
10	25	12		-	18.70	-		
10	25	25		-	18.61	-		
10	50	0		-	18.59	-		
Limit	Power < 100W			Result			Pass	



LTE Band 26 (Part90S) Maximum Average Power [dBm] (GT - LC = 6.5 dB)								
BW [MHz]	RB Size	RB Offset	Mod	Lowest	Middle	Highest	ERP (dBm)	ERP (W)
5	1	0	QPSK	23.44	23.51	23.39	27.91	0.6180
5	1	12		23.50	23.48	23.46		
5	1	24		23.56	23.55	23.53		
5	12	0		22.53	22.59	22.58		
5	12	7		22.61	22.67	22.61		
5	12	13		22.67	22.76	22.63		
5	25	0		22.62	22.60	22.60		
5	1	0	16-QAM	22.90	22.96	22.99	27.34	0.5420
5	1	12		22.76	22.81	22.84		
5	1	24		22.86	22.84	22.92		
5	12	0		21.68	21.64	21.63		
5	12	7		21.69	21.67	21.75		
5	12	13		21.68	21.71	21.63		
5	25	0		21.63	21.54	21.67		
5	1	0	64-QAM	22.05	21.99	21.98	26.40	0.4365
5	1	12		21.83	21.93	21.82		
5	1	24		21.79	21.89	21.78		
5	12	0		20.54	20.57	20.49		
5	12	7		20.67	20.77	20.68		
5	12	13		20.61	20.51	20.62		
5	25	0		20.58	20.56	20.56		
5	1	0	256-QAM	18.59	18.60	18.61	23.27	0.2123
5	1	12		18.63	18.66	18.68		
5	1	24		18.83	18.86	18.92		
5	12	0		18.64	18.59	18.64		
5	12	7		18.71	18.74	18.77		
5	12	13		18.66	18.69	18.72		
5	25	0		18.63	18.71	18.65		
Limit	Power < 100W			Result			Pass	



LTE Band 26 (Part90S) Maximum Average Power [dBm] (GT - LC = 6.5 dB)								
BW [MHz]	RB Size	RB Offset	Mod	Lowest	Middle	Highest	ERP (dBm)	ERP (W)
3	1	0	QPSK	23.50	23.58	23.52	28.01	0.6324
3	1	8		23.50	23.40	23.50		
3	1	14		23.58	23.66	23.56		
3	8	0		22.50	22.60	22.48		
3	8	4		22.60	22.57	22.65		
3	8	7		22.71	22.68	22.68		
3	15	0		22.63	22.68	22.54		
3	1	0	16-QAM	22.90	22.83	22.95	27.30	0.5370
3	1	8		22.86	22.93	22.88		
3	1	14		22.83	22.84	22.89		
3	8	0		21.63	21.73	21.65		
3	8	4		21.72	21.66	21.75		
3	8	7		21.69	21.68	21.69		
3	15	0		21.66	21.59	21.69		
3	1	0	64-QAM	21.97	22.06	21.92	26.41	0.4375
3	1	8		21.86	21.93	21.83		
3	1	14		21.74	21.66	21.80		
3	8	0		20.58	20.53	20.63		
3	8	4		20.65	20.63	20.70		
3	8	7		20.61	20.68	20.63		
3	15	0		20.59	20.60	20.58		
3	1	0	256-QAM	18.68	18.76	18.61	23.27	0.2123
3	1	8		18.65	18.73	18.68		
3	1	14		18.87	18.92	18.79		
3	8	0		18.60	18.68	18.66		
3	8	4		18.72	18.81	18.62		
3	8	7		18.67	18.74	18.59		
3	15	0		18.67	18.57	18.65		
Limit	Power < 100W			Result			Pass	



LTE Band 26 (Part90S) Maximum Average Power [dBm] (GT - LC = 6.5 dB)								
BW [MHz]	RB Size	RB Offset	Mod	Lowest	Middle	Highest	ERP (dBm)	ERP (W)
1.4	1	0	QPSK	23.40	23.31	23.30	28.04	0.6368
1.4	1	3		23.56	23.55	23.53		
1.4	1	5		23.60	23.54	23.69		
1.4	3	0		23.50	23.60	23.51		
1.4	3	1		23.50	23.46	23.60		
1.4	3	3		23.57	23.67	23.58		
1.4	6	0		22.48	22.52	22.57		
1.4	1	0	16-QAM	22.91	22.87	22.88	27.35	0.5433
1.4	1	3		22.80	22.77	22.73		
1.4	1	5		22.80	22.78	22.76		
1.4	3	0		22.90	22.97	23.00		
1.4	3	1		22.79	22.74	22.83		
1.4	3	3		22.83	22.81	22.76		
1.4	6	0		21.70	21.67	21.79		
1.4	1	0	64-QAM	22.02	22.07	22.01	26.42	0.4385
1.4	1	3		21.83	21.79	21.83		
1.4	1	5		21.81	21.81	21.88		
1.4	3	0		21.95	21.89	21.85		
1.4	3	1		21.88	21.79	21.96		
1.4	3	3		21.77	21.73	21.87		
1.4	6	0		20.50	20.42	20.58		
1.4	1	0	256-QAM	18.64	18.60	18.55	23.19	0.2084
1.4	1	3		18.72	18.67	18.74		
1.4	1	5		18.84	18.74	18.82		
1.4	3	0		18.60	18.52	18.67		
1.4	3	1		18.68	18.68	18.58		
1.4	3	3		18.78	18.84	18.84		
1.4	6	0		18.65	18.68	18.74		
Limit	Power < 100W			Result			Pass	



LTE Band 26(Part90S) Straddle Maximum Average Power [dBm] (GT - LC = 6.5 dB)								
BW [MHz]	RB Size	RB Offset	Mod	Lowest	Middle	Highest	ERP (dBm)	ERP (W)
15	1	0	QPSK	-	23.48	-	28.02	0.6339
15	1	37		-	23.51	-		
15	1	74		-	23.67	-		
15	36	0		-	22.55	-		
15	36	20		-	22.64	-		
15	36	39		-	22.71	-		
15	75	0		-	22.69	-		
15	1	0	16-QAM	-	23.03	-	27.38	0.5470
15	1	37		-	22.95	-		
15	1	74		-	22.90	-		
15	36	0		-	21.66	-		
15	36	20		-	21.81	-		
15	36	39		-	21.81	-		
15	75	0		-	21.69	-		
15	1	0	64-QAM	-	22.14	-	26.49	0.4457
15	1	37		-	21.94	-		
15	1	74		-	21.92	-		
15	36	0		-	20.56	-		
15	36	20		-	20.63	-		
15	36	39		-	20.64	-		
15	75	0		-	20.55	-		
15	1	0	256-QAM	-	18.73	-	23.20	0.2089
15	1	37		-	18.74	-		
15	1	74		-	18.80	-		
15	36	0		-	18.77	-		
15	36	20		-	18.85	-		
15	36	39		-	18.75	-		
15	75	0		-	18.73	-		
Limit	Reporting only			Result			N/A	



LTE Band 26(Part90S) Straddle Maximum Average Power [dBm] (GT - LC = 6.5 dB)								
BW [MHz]	RB Size	RB Offset	Mod	Lowest	Middle	Highest	ERP (dBm)	ERP (W)
10	1	0	QPSK	-	23.52	-	28.01	0.6324
10	1	25		-	23.56	-		
10	1	49		-	23.66	-		
10	25	0		-	22.44	-		
10	25	12		-	22.73	-		
10	25	25		-	22.56	-		
10	50	0		-	22.75	-		
10	1	0	16-QAM	-	22.92	-	27.27	0.5333
10	1	25		-	22.87	-		
10	1	49		-	22.81	-		
10	25	0		-	21.71	-		
10	25	12		-	21.67	-		
10	25	25		-	21.67	-		
10	50	0		-	21.71	-		
10	1	0	64-QAM	-	21.98	-	26.33	0.4295
10	1	25		-	21.89	-		
10	1	49		-	21.80	-		
10	25	0		-	20.47	-		
10	25	12		-	20.55	-		
10	25	25		-	20.49	-		
10	50	0		-	20.57	-		
10	1	0	256-QAM	-	18.63	-	23.20	0.2089
10	1	25		-	18.60	-		
10	1	49		-	18.85	-		
10	25	0		-	18.60	-		
10	25	12		-	18.82	-		
10	25	25		-	18.59	-		
10	50	0		-	18.64	-		
Limit	Reporting only			Result			N/A	



LTE Band 26(Part90S) Straddle Maximum Average Power [dBm] (GT - LC = 6.5 dB)								
BW [MHz]	RB Size	RB Offset	Mod	Lowest	Middle	Highest	ERP (dBm)	ERP (W)
5	1	0	QPSK	-	23.43	-	28.01	0.6324
5	1	12		-	23.49	-		
5	1	24		-	23.66	-		
5	12	0		-	22.55	-		
5	12	7		-	22.54	-		
5	12	13		-	22.60	-		
5	25	0		-	22.66	-		
5	1	0	16-QAM	-	22.94	-	27.29	0.5358
5	1	12		-	22.80	-		
5	1	24		-	22.88	-		
5	12	0		-	21.71	-		
5	12	7		-	21.67	-		
5	12	13		-	21.78	-		
5	25	0		-	21.73	-		
5	1	0	64-QAM	-	22.06	-	26.41	0.4375
5	1	12		-	21.88	-		
5	1	24		-	21.80	-		
5	12	0		-	20.44	-		
5	12	7		-	20.66	-		
5	12	13		-	20.68	-		
5	25	0		-	20.54	-		
5	1	0	256-QAM	-	18.52	-	23.23	0.2104
5	1	12		-	18.57	-		
5	1	24		-	18.88	-		
5	12	0		-	18.72	-		
5	12	7		-	18.75	-		
5	12	13		-	18.65	-		
5	25	0		-	18.57	-		
Limit	Reporting only			Result			N/A	



LTE Band 26(Part90S) Straddle Maximum Average Power [dBm] (GT - LC = 6.5 dB)								
BW [MHz]	RB Size	RB Offset	Mod	Lowest	Middle	Highest	ERP (dBm)	ERP (W)
3	1	0	QPSK	-	23.44	-	27.93	0.6209
3	1	8		-	23.51	-		
3	1	14		-	23.58	-		
3	8	0		-	22.54	-		
3	8	4		-	22.63	-		
3	8	7		-	22.81	-		
3	15	0		-	22.62	-		
3	1	0	16-QAM	-	22.80	-	27.21	0.5260
3	1	8		-	22.83	-		
3	1	14		-	22.86	-		
3	8	0		-	21.72	-		
3	8	4		-	21.75	-		
3	8	7		-	21.62	-		
3	15	0		-	21.62	-		
3	1	0	64-QAM	-	22.02	-	26.37	0.4335
3	1	8		-	21.87	-		
3	1	14		-	21.78	-		
3	8	0		-	20.55	-		
3	8	4		-	20.75	-		
3	8	7		-	20.51	-		
3	15	0		-	20.61	-		
3	1	0	256-QAM	-	18.66	-	23.22	0.2099
3	1	8		-	18.67	-		
3	1	14		-	18.87	-		
3	8	0		-	18.70	-		
3	8	4		-	18.65	-		
3	8	7		-	18.74	-		
3	15	0		-	18.66	-		
Limit	Reporting only			Result			N/A	



LTE Band 26(Part90S) Straddle Maximum Average Power [dBm] (GT - LC = 6.5 dB)								
BW [MHz]	RB Size	RB Offset	Mod	Lowest	Middle	Highest	ERP (dBm)	ERP (W)
1.4	1	0	QPSK	-	23.32	-	27.98	0.6281
1.4	1	3		-	23.49	-		
1.4	1	5		-	23.63	-		
1.4	3	0		-	23.59	-		
1.4	3	1		-	23.50	-		
1.4	3	3		-	23.58	-		
1.4	6	0		-	22.41	-		
1.4	1	0	16-QAM	-	22.90	-	27.30	0.5370
1.4	1	3		-	22.85	-		
1.4	1	5		-	22.70	-		
1.4	3	0		-	22.95	-		
1.4	3	1		-	22.82	-		
1.4	3	3		-	22.88	-		
1.4	6	0		-	21.76	-		
1.4	1	0	64-QAM	-	22.06	-	26.41	0.4375
1.4	1	3		-	21.73	-		
1.4	1	5		-	21.75	-		
1.4	3	0		-	21.93	-		
1.4	3	1		-	21.90	-		
1.4	3	3		-	21.80	-		
1.4	6	0		-	20.45	-		
1.4	1	0	256-QAM	-	18.64	-	23.22	0.2099
1.4	1	3		-	18.66	-		
1.4	1	5		-	18.87	-		
1.4	3	0		-	18.55	-		
1.4	3	1		-	18.76	-		
1.4	3	3		-	18.75	-		
1.4	6	0		-	18.59	-		
Limit	Reporting only			Result			N/A	



LTE Band 2C_CA Maximum Average Power [dBm] (GT - LC = 8 dB)										
BW [MHz]	PCC		SCC		Mod	Lowest	Middle	Highest	EIRP (dBm)	EIRP (W)
	RB Size	RB Offset	RB Size	RB Offset						
20+20	100	0	100	0	QPSK	22.38	22.42	22.40	31.90	1.5488
20+20	1	0	1	99		15.81	15.78	15.86		
20+20	1	99	1	0		23.90	23.88	23.84		
20+20	100	0	100	0	16-QAM	21.38	21.40	21.40	31.51	1.4158
20+20	1	0	1	99		16.02	16.06	16.27		
20+20	1	99	1	0		23.22	23.51	23.35		
20+20	100	0	100	0	64-QAM	21.45	21.42	21.41	29.63	0.9183
20+20	1	0	1	99		16.10	16.07	16.09		
20+20	1	99	1	0		21.57	21.63	21.56		
20+20	100	0	100	0	256-QAM	19.50	19.44	19.39	27.63	0.5794
20+20	1	0	1	99		16.08	16.08	15.95		
20+20	1	99	1	0		19.63	19.61	19.55		
20+15	100	0	75	0	QPSK	22.43	22.36	22.36	31.92	1.5560
20+15	1	0	1	74		15.81	15.86	15.81		
20+15	1	74	1	0		23.89	23.92	23.87		
20+15	100	0	75	0	16-QAM	21.38	21.39	21.37	31.45	1.3964
20+15	1	0	1	74		16.14	16.14	16.33		
20+15	1	74	1	0		23.45	23.41	23.31		
20+15	100	0	75	0	64-QAM	21.44	21.41	21.38	29.66	0.9247
20+15	1	0	1	74		16.10	16.06	16.08		
20+15	1	74	1	0		21.66	21.52	21.61		
20+15	100	0	75	0	256-QAM	19.42	19.44	19.42	27.53	0.5662
20+15	1	0	1	74		16.04	16.01	16.14		
20+15	1	74	1	0		19.52	19.52	19.53		
15+20	75	0	100	0	QPSK	22.41	22.41	22.50	31.90	1.5488
15+20	1	0	1	99		15.85	15.71	15.80		
15+20	1	74	1	0		23.86	23.90	23.86		
15+20	75	0	100	0	16-QAM	21.39	21.41	21.37	31.42	1.3868
15+20	1	0	1	99		16.25	16.04	16.15		
15+20	1	74	1	0		23.42	23.41	23.29		
15+20	75	0	100	0	64-QAM	21.40	21.40	21.40	29.57	0.9057
15+20	1	0	1	99		16.07	16.12	16.02		
15+20	1	74	1	0		21.56	21.52	21.57		
15+20	75	0	100	0	256-QAM	19.46	19.41	19.37	27.54	0.5675
15+20	1	0	1	99		16.12	16.07	16.05		
15+20	1	74	1	0		19.53	19.51	19.54		
Limit	EIRP < 2W					Result			Pass	



LTE Band 2C_CA Maximum Average Power [dBm] (GT - LC = 8 dB)										
BW [MHz]	PCC		SCC		Mod	Lowest	Middle	Highest	EIRP (dBm)	EIRP (W)
	RB Size	RB Offset	RB Size	RB Offset						
20+10	100	0	50	0	QPSK	22.40	22.43	22.48	32.00	1.5849
20+10	1	0	1	49		15.93	15.82	15.91		
20+10	1	99	1	0		24.00	23.99	23.75		
20+10	100	0	50	0	16-QAM	21.40	21.39	21.42	31.50	1.4125
20+10	1	0	1	49		16.15	16.28	16.04		
20+10	1	99	1	0		23.50	23.48	23.47		
20+10	100	0	50	0	64-QAM	21.40	21.43	21.39	29.61	0.9141
20+10	1	0	1	49		16.02	16.28	16.08		
20+10	1	99	1	0		21.55	21.61	21.51		
20+10	100	0	50	0	256-QAM	19.42	19.40	19.37	27.69	0.5875
20+10	1	0	1	49		16.03	16.08	16.10		
20+10	1	99	1	0		19.51	19.69	19.63		
10+20	50	0	100	0	QPSK	22.44	22.39	22.37	32.05	1.6032
10+20	1	0	1	99		15.92	15.95	15.84		
10+20	1	49	1	0		24.05	23.98	23.98		
10+20	50	0	100	0	16-QAM	21.40	21.44	21.36	31.57	1.4355
10+20	1	0	1	99		16.09	16.26	16.17		
10+20	1	49	1	0		23.52	23.57	23.57		
10+20	50	0	100	0	64-QAM	21.40	21.43	21.45	29.60	0.9120
10+20	1	0	1	99		16.16	16.23	16.23		
10+20	1	49	1	0		21.60	21.59	21.54		
10+20	50	0	100	0	256-QAM	19.41	19.43	19.44	27.60	0.5754
10+20	1	0	1	99		16.07	16.08	16.11		
10+20	1	49	1	0		19.60	19.47	19.55		
20+5	100	0	25	0	QPSK	22.43	22.35	22.36	32.03	1.5959
20+5	1	0	1	24		15.87	15.87	15.84		
20+5	1	99	1	0		24.03	23.98	23.92		
20+5	100	0	25	0	16-QAM	21.41	21.39	21.38	31.59	1.4421
20+5	1	0	1	24		16.18	16.19	16.10		
20+5	1	99	1	0		23.53	23.59	23.43		
20+5	100	0	25	0	64-QAM	21.48	21.41	21.39	29.63	0.9183
20+5	1	0	1	24		16.23	16.14	16.09		
20+5	1	99	1	0		21.57	21.63	21.60		
20+5	100	0	25	0	256-QAM	19.41	19.43	19.38	27.60	0.5754
20+5	1	0	1	24		16.14	16.18	15.83		
20+5	1	99	1	0		19.60	19.56	19.52		
Limit	EIRP < 2W					Result			Pass	



LTE Band 2C_CA Maximum Average Power [dBm] (GT - LC = 8 dB)										
BW [MHz]	PCC		SCC		Mod	Lowest	Middle	Highest	EIRP (dBm)	EIRP (W)
	RB Size	RB Offset	RB Size	RB Offset						
5+20	25	0	100	0	QPSK	22.48	22.39	22.38	32.14	1.6368
5+20	1	0	1	99		15.98	16.00	15.93		
5+20	1	24	1	0		24.14	24.01	24.05		
5+20	25	0	100	0	16-QAM	21.50	21.40	21.42	31.57	1.4355
5+20	1	0	1	99		16.47	16.18	16.27		
5+20	1	24	1	0		23.57	23.53	23.49		
5+20	25	0	100	0	64-QAM	21.50	21.46	21.34	29.60	0.9120
5+20	1	0	1	99		16.26	16.25	16.22		
5+20	1	24	1	0		21.59	21.49	21.60		
5+20	25	0	100	0	256-QAM	19.45	19.42	19.44	27.63	0.5794
5+20	1	0	1	99		16.10	16.03	15.96		
5+20	1	24	1	0		19.51	19.46	19.63		
Limit	EIRP < 2W					Result			Pass	



LTE Band 2C_CA Maximum Average Power [dBm] (GT - LC = 8 dB)										
BW [MHz]	PCC		SCC		Mod	Lowest	Middle	Highest	EIRP (dBm)	EIRP (W)
	RB Size	RB Offset	RB Size	RB Offset						
15+10	75	0	50	0	QPSK	22.38	22.40	22.41	31.93	1.5596
15+10	1	0	1	49		15.84	15.88	15.86		
15+10	1	74	1	0		23.90	23.92	23.93		
15+10	75	0	50	0	16-QAM	21.40	21.40	21.38	31.45	1.3964
15+10	1	0	1	49		16.29	16.19	16.40		
15+10	1	74	1	0		23.45	23.42	23.33		
15+10	75	0	50	0	64-QAM	21.39	21.41	21.41	29.59	0.9099
15+10	1	0	1	49		16.06	16.15	16.14		
15+10	1	74	1	0		21.57	21.59	21.51		
15+10	75	0	50	0	256-QAM	19.53	19.44	19.43	27.59	0.5741
15+10	1	0	1	49		15.97	16.17	16.08		
15+10	1	74	1	0		19.59	19.57	19.49		
10+15	50	0	75	0	QPSK	22.41	22.38	22.37	32.01	1.5885
10+15	1	0	1	74		15.86	15.97	15.91		
10+15	1	49	1	0		24.01	23.80	23.86		
10+15	50	0	75	0	16-QAM	21.44	21.42	21.40	31.47	1.4028
10+15	1	0	1	74		16.22	16.18	16.31		
10+15	1	49	1	0		23.47	23.28	23.44		
10+15	50	0	75	0	64-QAM	21.43	21.42	21.40	29.63	0.9183
10+15	1	0	1	74		16.25	16.31	16.42		
10+15	1	49	1	0		21.63	21.56	21.57		
10+15	50	0	75	0	256-QAM	19.42	19.45	19.41	27.57	0.5715
10+15	1	0	1	74		16.14	16.15	16.14		
10+15	1	49	1	0		19.57	19.56	19.54		
15+15	75	0	75	0	QPSK	22.28	22.25	22.28	31.90	1.5488
15+15	1	0	1	74		15.82	15.86	15.92		
15+15	1	74	1	0		23.86	23.84	23.90		
15+15	75	0	75	0	16-QAM	21.47	21.40	21.36	31.48	1.4060
15+15	1	0	1	74		16.29	16.22	15.97		
15+15	1	74	1	0		23.39	23.30	23.48		
15+15	75	0	75	0	64-QAM	21.39	21.44	21.40	29.58	0.9078
15+15	1	0	1	74		16.06	16.23	16.02		
15+15	1	74	1	0		21.58	21.57	21.56		
15+15	75	0	75	0	256-QAM	19.41	19.44	19.39	27.54	0.5675
15+15	1	0	1	74		15.88	16.08	15.97		
15+15	1	74	1	0		19.54	19.38	19.42		
Limit	EIRP < 2W					Result			Pass	



LTE Band 5B_CA Maximum Average Power [dBm] (GT - LC = 6.5 dB)										
BW [MHz]	PCC		SCC		Mod	Lowest	Middle	Highest	ERP (dBm)	ERP (W)
	RB Size	RB Offset	RB Size	RB Offset						
10+10	50	0	50	0	QPSK	22.29	22.30	22.35	28.48	0.7047
10+10	1	0	1	49		12.77	12.65	12.42		
10+10	1	49	1	0		24.13	24.03	24.10		
10+10	50	0	50	0	16-QAM	21.38	21.38	21.37	28.01	0.6324
10+10	1	0	1	49		13.08	13.04	12.97		
10+10	1	49	1	0		23.61	23.66	23.59		
10+10	50	0	50	0	64-QAM	21.37	21.38	21.36	26.01	0.3990
10+10	1	0	1	49		12.96	13.02	12.65		
10+10	1	49	1	0		21.66	21.60	21.48		
10+10	50	0	50	0	256-QAM	19.38	19.38	19.39	23.96	0.2489
10+10	1	0	1	49		13.98	13.88	13.92		
10+10	1	49	1	0		19.61	19.60	19.53		
10+5	50	0	25	0	QPSK	22.35	22.33	22.34	28.29	0.6745
10+5	1	0	1	24		13.00	12.82	12.66		
10+5	1	49	1	0		23.93	23.94	23.94		
10+5	50	0	25	0	16-QAM	21.36	21.41	21.39	27.84	0.6081
10+5	1	0	1	24		13.28	13.24	13.02		
10+5	1	49	1	0		23.49	23.45	23.37		
10+5	50	0	25	0	64-QAM	21.35	21.38	21.40	25.87	0.3864
10+5	1	0	1	24		13.25	13.13	12.99		
10+5	1	49	1	0		21.52	21.44	21.42		
10+5	50	0	25	0	256-QAM	19.42	19.40	19.41	23.87	0.2438
10+5	1	0	1	24		14.53	14.48	14.25		
10+5	1	49	1	0		19.52	19.45	19.51		
5+10	25	0	50	0	QPSK	22.39	22.35	22.39	28.59	0.7228
5+10	1	0	1	49		13.00	12.85	12.69		
5+10	1	24	1	0		24.24	24.18	24.12		
5+10	25	0	50	0	16-QAM	21.40	21.42	21.38	28.00	0.6310
5+10	1	0	1	49		13.30	13.21	13.14		
5+10	1	24	1	0		23.59	23.65	23.49		
5+10	25	0	50	0	64-QAM	21.41	21.43	21.39	25.86	0.3855
5+10	1	0	1	49		13.22	13.17	13.05		
5+10	1	24	1	0		21.48	21.45	21.51		
5+10	25	0	50	0	256-QAM	19.43	19.42	19.45	23.89	0.2449
5+10	1	0	1	49		14.44	14.45	14.28		
5+10	1	24	1	0		19.47	19.54	19.52		
Limit	ERP < 7W					Result			Pass	



LTE Band 5B_CA Maximum Average Power [dBm] (GT - LC = 6.5 dB)										
BW [MHz]	PCC		SCC		Mod	Lowest	Middle	Highest	ERP (dBm)	ERP (W)
	RB Size	RB Offset	RB Size	RB Offset						
5+3	25	0	15	0	QPSK	24.03	24.07	23.83	28.69	0.7396
5+3	1	0	1	14		12.79	12.61	12.22		
5+3	1	24	1	0		24.34	24.32	23.39		
5+3	25	0	15	0	16-QAM	23.04	23.07	22.87	28.36	0.6855
5+3	1	0	1	14		13.10	12.89	12.47		
5+3	1	24	1	0		23.76	24.01	22.85		
5+3	25	0	15	0	64-QAM	22.02	22.09	22.07	27.24	0.5297
5+3	1	0	1	14		13.08	12.86	12.46		
5+3	1	24	1	0		22.64	22.89	21.74		
5+3	25	0	15	0	256-QAM	20.96	21.11	21.07	26.27	0.4236
5+3	1	0	1	14		14.46	14.25	13.87		
5+3	1	24	1	0		21.75	21.92	20.67		
3+5	15	0	25	0	QPSK	23.98	24.02	23.89	28.73	0.7464
3+5	1	0	1	24		12.79	12.63	12.17		
3+5	1	14	1	0		24.38	24.27	23.99		
3+5	15	0	25	0	16-QAM	23.00	23.04	23.14	28.24	0.6668
3+5	1	0	1	24		13.18	12.91	12.41		
3+5	1	14	1	0		23.89	23.60	23.46		
3+5	15	0	25	0	64-QAM	21.96	21.99	22.24	27.24	0.5297
3+5	1	0	1	24		13.06	12.88	12.51		
3+5	1	14	1	0		22.89	22.54	22.40		
3+5	15	0	25	0	256-QAM	20.95	21.06	21.24	26.19	0.4159
3+5	1	0	1	24		14.33	14.26	13.88		
3+5	1	14	1	0		21.84	21.47	21.33		
Limit	ERP < 7W					Result			Pass	



LTE Band 66C_CA Maximum Average Power [dBm] (GT - LC = 5.5 dB)										
BW [MHz]	PCC		SCC		Mod	Lowest	Middle	Highest	EIRP (dBm)	EIRP (W)
	RB Size	RB Offset	RB Size	RB Offset						
20+20	100	0	100	0	QPSK	22.47	22.52	22.48	29.47	0.8851
20+20	1	0	1	99		15.82	15.87	16.01		
20+20	1	99	1	0		23.97	23.90	23.95		
20+20	100	0	100	0	16-QAM	21.43	21.42	21.52	29.05	0.8035
20+20	1	0	1	99		16.13	16.20	16.25		
20+20	1	99	1	0		23.46	23.53	23.55		
20+20	100	0	100	0	64-QAM	21.51	21.51	21.47	27.22	0.5272
20+20	1	0	1	99		16.14	16.08	16.19		
20+20	1	99	1	0		21.57	21.71	21.72		
20+20	100	0	100	0	256-QAM	19.61	19.58	19.58	25.35	0.3428
20+20	1	0	1	99		16.08	16.18	16.22		
20+20	1	99	1	0		19.80	19.65	19.85		
20+15	100	0	75	0	QPSK	22.22	22.26	22.30	29.31	0.8531
20+15	1	0	1	74		15.68	15.74	15.72		
20+15	1	74	1	0		23.80	23.81	23.79		
20+15	100	0	75	0	16-QAM	21.23	21.27	21.26	28.90	0.7762
20+15	1	0	1	74		16.07	16.10	16.01		
20+15	1	74	1	0		23.40	23.31	23.36		
20+15	100	0	75	0	64-QAM	21.28	21.30	21.32	27.02	0.5035
20+15	1	0	1	74		15.75	16.02	15.99		
20+15	1	74	1	0		21.49	21.43	21.52		
20+15	100	0	75	0	256-QAM	19.52	19.55	19.54	25.21	0.3319
20+15	1	0	1	74		16.14	16.19	16.11		
20+15	1	74	1	0		19.61	19.71	19.62		
15+20	75	0	100	0	QPSK	22.21	22.28	22.25	29.30	0.8511
15+20	1	0	1	99		15.64	15.72	15.76		
15+20	1	74	1	0		23.74	23.80	23.76		
15+20	75	0	100	0	16-QAM	21.21	21.27	21.27	28.90	0.7762
15+20	1	0	1	99		16.02	16.20	16.01		
15+20	1	74	1	0		23.30	23.30	23.40		
15+20	75	0	100	0	64-QAM	21.27	21.28	21.29	26.94	0.4943
15+20	1	0	1	99		15.99	16.09	15.89		
15+20	1	74	1	0		21.43	21.08	21.44		
15+20	75	0	100	0	256-QAM	19.51	19.57	19.53	25.22	0.3327
15+20	1	0	1	99		16.10	16.14	16.14		
15+20	1	74	1	0		19.72	19.61	19.70		
Limit	EIRP < 1W				Result				Pass	



LTE Band 66C_CA Maximum Average Power [dBm] (GT - LC = 5.5 dB)										
BW [MHz]	PCC		SCC		Mod	Lowest	Middle	Highest	EIRP (dBm)	EIRP (W)
	RB Size	RB Offset	RB Size	RB Offset						
20+10	100	0	50	0	QPSK	22.22	22.22	22.30	29.38	0.8670
20+10	1	0	1	49		15.68	15.77	15.83		
20+10	1	99	1	0		23.88	23.87	23.88		
20+10	100	0	50	0	16-QAM	21.22	21.26	21.30	29.05	0.8035
20+10	1	0	1	49		16.05	16.13	16.14		
20+10	1	99	1	0		23.34	23.55	23.44		
20+10	100	0	50	0	64-QAM	21.25	21.28	21.30	27.05	0.5070
20+10	1	0	1	49		15.88	16.00	15.95		
20+10	1	99	1	0		21.48	21.05	21.55		
20+10	100	0	50	0	256-QAM	19.53	19.51	19.52	25.21	0.3319
20+10	1	0	1	49		16.18	16.23	16.19		
20+10	1	99	1	0		19.71	19.64	19.70		
10+20	50	0	100	0	QPSK	22.29	22.32	22.33	29.48	0.8872
10+20	1	0	1	99		15.74	15.78	15.82		
10+20	1	49	1	0		23.93	23.95	23.98		
10+20	50	0	100	0	16-QAM	21.29	21.30	21.31	28.95	0.7852
10+20	1	0	1	99		16.12	16.12	16.15		
10+20	1	49	1	0		23.43	23.45	23.44		
10+20	50	0	100	0	64-QAM	21.23	21.28	21.34	27.02	0.5035
10+20	1	0	1	99		16.02	16.05	16.19		
10+20	1	49	1	0		21.48	21.20	21.52		
10+20	50	0	100	0	256-QAM	19.51	19.54	19.54	25.23	0.3334
10+20	1	0	1	99		16.07	16.31	16.33		
10+20	1	49	1	0		19.72	19.62	19.73		
20+5	100	0	25	0	QPSK	22.28	22.26	22.29	29.61	0.9141
20+5	1	0	1	24		15.71	15.77	15.76		
20+5	1	99	1	0		23.95	24.01	24.11		
20+5	100	0	25	0	16-QAM	21.26	21.25	21.31	29.08	0.8091
20+5	1	0	1	24		16.07	16.17	16.09		
20+5	1	99	1	0		23.28	23.47	23.58		
20+5	100	0	25	0	64-QAM	21.31	21.30	21.34	27.24	0.5297
20+5	1	0	1	24		15.90	16.06	16.07		
20+5	1	99	1	0		21.50	21.65	21.74		
20+5	100	0	25	0	256-QAM	19.49	19.51	19.55	25.34	0.3420
20+5	1	0	1	24		16.15	16.21	16.18		
20+5	1	99	1	0		19.84	19.77	19.72		
Limit	EIRP < 1W					Result			Pass	



LTE Band 66C_CA Maximum Average Power [dBm] (GT - LC = 5.5 dB)										
BW [MHz]	PCC		SCC		Mod	Lowest	Middle	Highest	EIRP (dBm)	EIRP (W)
	RB Size	RB Offset	RB Size	RB Offset						
5+20	25	0	100	0	QPSK	22.43	22.47	22.43	29.72	0.9376
5+20	1	0	1	99		15.88	15.99	15.96		
5+20	1	24	1	0		24.09	24.20	24.22		
5+20	25	0	100	0	16-QAM	21.44	21.46	21.47	29.22	0.8356
5+20	1	0	1	99		16.28	16.11	16.16		
5+20	1	24	1	0		23.48	23.72	23.61		
5+20	25	0	100	0	64-QAM	21.29	21.52	21.54	27.26	0.5321
5+20	1	0	1	99		16.29	16.28	16.19		
5+20	1	24	1	0		21.65	21.67	21.76		
5+20	25	0	100	0	256-QAM	19.49	19.57	19.62	25.30	0.3388
5+20	1	0	1	99		16.14	16.14	16.26		
5+20	1	24	1	0		19.66	19.66	19.80		
Limit	EIRP < 1W					Result			Pass	



LTE Band 66C_CA Maximum Average Power [dBm] (GT - LC = 5.5 dB)										
BW [MHz]	PCC		SCC		Mod	Lowest	Middle	Highest	EIRP (dBm)	EIRP (W)
	RB Size	RB Offset	RB Size	RB Offset						
15+10	75	0	50	0	QPSK	22.31	22.27	22.32	29.30	0.8511
15+10	1	0	1	49		15.78	15.79	15.72		
15+10	1	74	1	0		23.80	23.79	23.78		
15+10	75	0	50	0	16-QAM	21.31	21.31	21.30	28.92	0.7798
15+10	1	0	1	49		16.20	16.10	16.20		
15+10	1	74	1	0		23.42	23.34	23.42		
15+10	75	0	50	0	64-QAM	21.31	21.27	21.30	27.02	0.5035
15+10	1	0	1	49		15.94	15.96	16.04		
15+10	1	74	1	0		21.52	21.22	21.42		
15+10	75	0	50	0	256-QAM	19.47	19.49	19.55	25.21	0.3319
15+10	1	0	1	49		16.13	16.10	16.13		
15+10	1	74	1	0		19.59	19.71	19.59		
10+15	50	0	75	0	QPSK	22.31	22.30	22.31	29.33	0.8570
10+15	1	0	1	74		15.76	15.81	15.79		
10+15	1	49	1	0		23.81	23.83	23.75		
10+15	50	0	75	0	16-QAM	21.32	21.36	21.32	28.93	0.7816
10+15	1	0	1	74		16.09	15.99	16.11		
10+15	1	49	1	0		23.27	23.43	23.42		
10+15	50	0	75	0	64-QAM	21.25	21.37	21.34	27.10	0.5129
10+15	1	0	1	74		16.00	16.11	15.98		
10+15	1	49	1	0		21.60	21.54	21.49		
10+15	50	0	75	0	256-QAM	19.52	19.52	19.55	25.13	0.3258
10+15	1	0	1	74		16.10	16.10	16.24		
10+15	1	49	1	0		19.57	19.59	19.63		
15+15	75	0	75	0	QPSK	22.19	22.16	22.18	29.26	0.8433
15+15	1	0	1	74		15.69	15.77	15.67		
15+15	1	74	1	0		23.76	23.75	23.71		
15+15	75	0	75	0	16-QAM	21.24	21.35	21.26	28.81	0.7603
15+15	1	0	1	74		16.08	16.03	16.04		
15+15	1	74	1	0		23.23	23.28	23.31		
15+15	75	0	75	0	64-QAM	21.27	21.32	21.27	27.04	0.5058
15+15	1	0	1	74		15.89	15.98	15.95		
15+15	1	74	1	0		21.38	21.14	21.54		
15+15	75	0	75	0	256-QAM	19.50	19.56	19.51	25.24	0.3342
15+15	1	0	1	74		16.14	16.23	16.19		
15+15	1	74	1	0		19.64	19.73	19.74		
Limit	EIRP < 1W				Result			Pass		



LTE Band 7C_CA Maximum Average Power [dBm] (GT - LC = 8.5 dB)										
BW [MHz]	PCC		SCC		Mod	Lowest	Middle	Highest	EIRP (dBm)	EIRP (W)
	RB Size	RB Offset	RB Size	RB Offset						
20+20	100	0	100	0	QPSK	22.60	22.62	22.54	32.66	1.8450
20+20	1	0	1	99		16.05	16.03	16.01		
20+20	1	99	1	0		24.16	24.08	24.05		
20+20	100	0	100	0	16-QAM	21.67	21.64	21.62	32.15	1.6406
20+20	1	0	1	99		16.43	16.59	16.44		
20+20	1	99	1	0		23.61	23.65	23.59		
20+20	100	0	100	0	64-QAM	21.67	21.63	21.64	30.39	1.0940
20+20	1	0	1	99		16.21	16.30	16.30		
20+20	1	99	1	0		21.89	21.88	21.79		
20+20	100	0	100	0	256-QAM	19.67	19.72	19.67	28.35	0.6839
20+20	1	0	1	99		16.20	16.26	16.18		
20+20	1	99	1	0		19.82	19.85	19.69		
20+15	100	0	75	0	QPSK	22.70	22.67	22.58	32.65	1.8408
20+15	1	0	1	74		16.10	16.08	16.11		
20+15	1	99	1	0		24.15	24.08	24.04		
20+15	100	0	75	0	16-QAM	21.70	21.68	21.66	32.26	1.6827
20+15	1	0	1	74		16.45	16.40	16.47		
20+15	1	99	1	0		23.74	23.76	23.47		
20+15	100	0	75	0	64-QAM	21.67	21.67	21.64	30.35	1.0839
20+15	1	0	1	74		16.41	16.20	16.37		
20+15	1	99	1	0		21.84	21.85	21.73		
20+15	100	0	75	0	256-QAM	19.76	19.73	19.65	28.32	0.6792
20+15	1	0	1	74		16.21	16.16	16.21		
20+15	1	99	1	0		19.82	19.76	19.64		
15+20	75	0	100	0	QPSK	22.72	22.64	22.61	32.71	1.8664
15+20	1	0	1	99		16.15	16.02	16.11		
15+20	1	74	1	0		24.21	24.15	24.16		
15+20	75	0	100	0	16-QAM	21.71	21.66	21.62	32.27	1.6866
15+20	1	0	1	99		16.53	16.43	16.50		
15+20	1	74	1	0		23.73	23.77	23.62		
15+20	75	0	100	0	64-QAM	21.70	21.67	21.63	30.46	1.1117
15+20	1	0	1	99		16.36	16.34	16.30		
15+20	1	74	1	0		21.96	21.78	21.84		
15+20	75	0	100	0	256-QAM	19.77	19.71	19.71	28.30	0.6761
15+20	1	0	1	99		16.30	16.20	16.36		
15+20	1	74	1	0		19.78	19.77	19.80		
Limit	EIRP < 2W					Result			Pass	



LTE Band 7C_CA Maximum Average Power [dBm] (GT - LC = 8.5 dB)										
BW [MHz]	PCC		SCC		Mod	Lowest	Middle	Highest	EIRP (dBm)	EIRP (W)
	RB Size	RB Offset	RB Size	RB Offset						
20+10	100	0	50	0	QPSK	22.67	22.66	22.55	32.77	1.8923
20+10	1	0	1	49		16.15	16.12	16.12		
20+10	1	99	1	0		24.21	24.27	24.17		
20+10	100	0	50	0	16-QAM	21.67	21.66	21.63	32.32	1.7061
20+10	1	0	1	49		16.48	16.51	16.57		
20+10	1	99	1	0		23.82	23.77	23.72		
20+10	100	0	50	0	64-QAM	21.72	21.72	21.62	30.42	1.1015
20+10	1	0	1	49		16.40	16.32	16.32		
20+10	1	99	1	0		21.86	21.83	21.92		
20+10	100	0	50	0	256-QAM	19.69	19.70	19.65	28.38	0.6887
20+10	1	0	1	49		16.48	16.54	16.37		
20+10	1	99	1	0		19.88	19.75	19.78		
10+20	50	0	100	0	QPSK	22.68	22.73	22.62	32.87	1.9364
10+20	1	0	1	99		16.15	16.10	16.11		
10+20	1	49	1	0		24.37	24.37	24.30		
10+20	50	0	100	0	16-QAM	21.71	21.71	21.61	32.44	1.7539
10+20	1	0	1	99		16.57	16.42	16.40		
10+20	1	49	1	0		23.83	23.94	23.77		
10+20	50	0	100	0	64-QAM	21.70	21.67	21.63	30.42	1.1015
10+20	1	0	1	99		16.47	16.41	16.34		
10+20	1	49	1	0		21.81	21.86	21.92		
10+20	50	0	100	0	256-QAM	19.76	19.73	19.69	28.39	0.6902
10+20	1	0	1	99		16.40	16.27	16.46		
10+20	1	49	1	0		19.89	19.88	19.84		
15+15	75	0	75	0	QPSK	22.66	22.56	22.56	32.56	1.8030
15+15	1	0	1	74		16.13	16.11	16.11		
15+15	1	74	1	0		24.06	24.04	24.06		
15+15	75	0	75	0	16-QAM	21.65	21.68	21.60	32.16	1.6444
15+15	1	0	1	74		16.43	16.38	16.54		
15+15	1	74	1	0		23.54	23.64	23.66		
15+15	75	0	75	0	64-QAM	21.71	21.62	21.60	30.28	1.0666
15+15	1	0	1	74		16.40	16.31	16.22		
15+15	1	74	1	0		21.78	21.70	21.77		
15+15	75	0	75	0	256-QAM	19.75	19.71	19.66	28.33	0.6808
15+15	1	0	1	74		16.37	16.34	16.19		
15+15	1	74	1	0		19.83	19.83	19.81		
Limit	EIRP < 2W					Result			Pass	



LTE Band 7C_CA Maximum Average Power [dBm] (GT - LC = 8.5 dB)										
BW [MHz]	PCC		SCC		Mod	Lowest	Middle	Highest	EIRP (dBm)	EIRP (W)
	RB Size	RB Offset	RB Size	RB Offset						
15+10	75	0	50	0	QPSK	22.67	22.66	22.63	32.63	1.8323
15+10	1	0	1	49		16.21	16.10	16.08		
15+10	1	74	1	0		24.13	24.11	24.04		
15+10	75	0	50	0	16-QAM	21.71	21.70	21.61	32.23	1.6711
15+10	1	0	1	49		16.58	16.47	16.45		
15+10	1	74	1	0		23.62	23.62	23.73		
15+10	75	0	50	0	64-QAM	21.76	21.70	21.63	30.37	1.0889
15+10	1	0	1	49		16.24	16.24	16.36		
15+10	1	74	1	0		21.86	21.87	21.66		
15+10	75	0	50	0	256-QAM	19.76	19.71	19.65	28.32	0.6792
15+10	1	0	1	49		16.21	16.52	16.31		
15+10	1	74	1	0		19.77	19.82	19.81		
Limit	EIRP < 2W					Result			Pass	



LTE Band 41C(HPUE)_CA Maximum Average Power [dBm] (GT - LC = 6 dB)										
BW [MHz]	PCC		SCC		Mod	Lowest	Middle	Highest	EIRP (dBm)	EIRP (W)
	RB Size	RB Offset	RB Size	RB Offset						
20+20	100	0	100	0	QPSK	21.68	24.73	24.49	32.14	1.6368
20+20	1	0	1	99		13.62	18.17	17.98		
20+20	1	99	1	0		26.14	26.06	25.93		
20+20	100	0	100	0	16-QAM	21.75	23.72	23.54	31.34	1.3614
20+20	1	0	1	99		14.13	18.65	18.43		
20+20	1	99	1	0		25.34	25.29	25.13		
20+20	100	0	100	0	64-QAM	21.77	23.73	23.37	30.21	1.0495
20+20	1	0	1	99		14.09	18.59	18.37		
20+20	1	99	1	0		24.21	24.00	23.26		
20+20	100	0	100	0	256-QAM	20.79	20.74	20.60	26.93	0.4932
20+20	1	0	1	99		13.92	18.41	18.19		
20+20	1	99	1	0		20.93	20.93	20.71		
20+15	100	0	75	0	QPSK	21.74	24.69	24.56	32.22	1.6672
20+15	1	0	1	74		13.67	18.17	18.01		
20+15	1	99	1	0		26.22	26.14	25.99		
20+15	100	0	75	0	16-QAM	21.76	23.75	23.56	31.28	1.3428
20+15	1	0	1	74		14.15	18.73	18.49		
20+15	1	99	1	0		25.24	25.28	25.12		
20+15	100	0	75	0	64-QAM	21.76	23.77	23.29	30.15	1.0351
20+15	1	0	1	74		14.16	18.59	18.46		
20+15	1	99	1	0		24.15	24.09	23.56		
20+15	100	0	75	0	256-QAM	20.78	20.76	20.58	27.05	0.5070
20+15	1	0	1	74		13.88	18.42	18.29		
20+15	1	99	1	0		21.05	20.89	20.71		
15+20	75	0	100	0	QPSK	21.77	24.71	24.51	32.17	1.6482
15+20	1	0	1	99		13.68	18.18	17.99		
15+20	1	74	1	0		26.17	26.17	25.95		
15+20	75	0	100	0	16-QAM	21.80	23.70	23.56	31.33	1.3583
15+20	1	0	1	99		14.16	18.65	18.44		
15+20	1	74	1	0		25.33	25.24	25.13		
15+20	75	0	100	0	64-QAM	21.87	23.78	23.31	30.10	1.0233
15+20	1	0	1	99		14.07	18.61	18.35		
15+20	1	74	1	0		24.06	24.10	23.70		
15+20	75	0	100	0	256-QAM	20.83	20.80	20.58	26.91	0.4909
15+20	1	0	1	99		13.96	18.36	18.30		
15+20	1	74	1	0		20.90	20.91	20.65		
Limit	EIRP < 2W					Result			Pass	



LTE Band 41C(HPUE)_CA Maximum Average Power [dBm] (GT - LC = 6 dB)										
BW [MHz]	PCC		SCC		Mod	Lowest	Middle	Highest	EIRP (dBm)	EIRP (W)
	RB Size	RB Offset	RB Size	RB Offset						
20+10	100	0	50	0	QPSK	21.76	24.75	24.56	32.14	1.6368
20+10	1	0	1	49		13.76	18.25	18.07		
20+10	1	99	1	0		25.23	26.14	26.07		
20+10	100	0	50	0	16-QAM	21.82	23.75	23.59	31.37	1.3709
20+10	1	0	1	49		14.17	18.76	18.48		
20+10	1	99	1	0		25.37	25.35	25.30		
20+10	100	0	50	0	64-QAM	21.81	23.76	23.28	30.14	1.0328
20+10	1	0	1	49		14.16	18.69	18.42		
20+10	1	99	1	0		24.13	24.14	23.62		
20+10	100	0	50	0	256-QAM	20.83	20.80	20.60	27.04	0.5058
20+10	1	0	1	49		14.06	18.53	18.33		
20+10	1	99	1	0		21.04	20.94	20.84		
10+20	50	0	100	0	QPSK	21.78	24.80	24.60	32.20	1.6596
10+20	1	0	1	99		13.76	18.26	18.11		
10+20	1	49	1	0		21.22	26.20	26.18		
10+20	50	0	100	0	16-QAM	21.85	23.85	23.63	31.38	1.3740
10+20	1	0	1	99		14.19	18.74	18.34		
10+20	1	49	1	0		21.87	25.38	25.31		
10+20	50	0	100	0	64-QAM	21.82	23.77	23.25	30.11	1.0257
10+20	1	0	1	99		14.21	18.75	18.43		
10+20	1	49	1	0		22.14	24.11	23.68		
10+20	50	0	100	0	256-QAM	20.89	20.82	20.62	26.99	0.5000
10+20	1	0	1	99		14.05	18.52	18.16		
10+20	1	49	1	0		20.99	20.97	20.78		
20+5	100	0	25	0	QPSK	21.79	24.79	24.50	32.26	1.6827
20+5	1	0	1	24		13.77	18.32	18.05		
20+5	1	99	1	0		25.35	26.26	26.06		
20+5	100	0	25	0	16-QAM	21.79	23.81	23.55	31.57	1.4355
20+5	1	0	1	24		14.23	18.84	18.43		
20+5	1	99	1	0		25.57	25.48	25.29		
20+5	100	0	25	0	64-QAM	21.81	23.77	23.30	30.28	1.0666
20+5	1	0	1	24		14.22	18.74	18.49		
20+5	1	99	1	0		24.28	24.20	23.52		
20+5	100	0	25	0	256-QAM	20.83	20.78	20.56	27.04	0.5058
20+5	1	0	1	24		14.06	18.57	18.20		
20+5	1	99	1	0		21.04	21.02	20.82		
Limit	EIRP < 2W					Result			Pass	



LTE Band 41C(HPUE)_CA Maximum Average Power [dBm] (GT - LC = 6 dB)										
BW [MHz]	PCC		SCC		Mod	Lowest	Middle	Highest	EIRP (dBm)	EIRP (W)
	RB Size	RB Offset	RB Size	RB Offset						
5+20	25	0	100	0	QPSK	21.82	24.81	24.57	32.31	1.7022
5+20	1	0	1	99		13.84	18.30	18.05		
5+20	1	24	1	0		21.31	26.31	26.22		
5+20	25	0	100	0	16-QAM	21.91	23.86	23.63	31.48	1.4060
5+20	1	0	1	99		14.27	18.77	18.45		
5+20	1	24	1	0		21.94	25.48	25.31		
5+20	25	0	100	0	64-QAM	21.91	23.82	23.15	30.23	1.0544
5+20	1	0	1	99		14.28	18.72	18.47		
5+20	1	24	1	0		22.16	24.23	23.75		
5+20	25	0	100	0	256-QAM	20.93	20.84	20.63	26.97	0.4977
5+20	1	0	1	99		14.12	18.50	18.19		
5+20	1	24	1	0		20.97	20.96	20.83		
15+10	75	0	50	0	QPSK	24.75	24.75	24.52	32.24	1.6749
15+10	1	0	1	49		14.28	18.26	18.04		
15+10	1	74	1	0		26.24	26.17	25.93		
15+10	75	0	50	0	16-QAM	23.81	23.79	23.55	31.34	1.3614
15+10	1	0	1	49		14.74	18.76	18.52		
15+10	1	74	1	0		25.34	25.28	25.12		
15+10	75	0	50	0	64-QAM	23.80	23.79	23.22	30.14	1.0328
15+10	1	0	1	49		14.75	18.69	18.38		
15+10	1	74	1	0		24.13	24.14	23.50		
15+10	75	0	50	0	256-QAM	20.84	20.81	20.59	27.02	0.5035
15+10	1	0	1	49		14.56	18.47	18.20		
15+10	1	74	1	0		21.02	20.89	20.76		
10+15	50	0	75	0	QPSK	24.79	24.76	24.54	32.19	1.6558
10+15	1	0	1	74		14.29	18.25	18.13		
10+15	1	49	1	0		26.19	26.18	25.99		
10+15	50	0	75	0	16-QAM	23.82	23.83	23.61	31.31	1.3521
10+15	1	0	1	74		14.83	18.83	18.58		
10+15	1	49	1	0		25.31	25.31	25.17		
10+15	50	0	75	0	64-QAM	23.88	23.82	23.22	30.16	1.0375
10+15	1	0	1	74		14.70	18.65	18.42		
10+15	1	49	1	0		24.16	24.11	23.68		
10+15	50	0	75	0	256-QAM	20.84	20.81	20.60	26.91	0.4909
10+15	1	0	1	74		14.60	18.56	18.19		
10+15	1	49	1	0		20.91	20.89	20.75		
Limit	EIRP < 2W					Result			Pass	



LTE Band 41C(HPUE)_CA Maximum Average Power [dBm] (GT - LC = 6 dB)										
BW [MHz]	PCC		SCC		Mod	Lowest	Middle	Highest	EIRP (dBm)	EIRP (W)
	RB Size	RB Offset	RB Size	RB Offset						
15+15	75	0	75	0	QPSK	21.69	24.68	24.48	32.16	1.6444
15+15	1	0	1	74		13.72	18.27	18.07		
15+15	1	74	1	0		26.16	26.12	25.90		
15+15	75	0	75	0	16-QAM	21.80	23.74	23.55	31.25	1.3335
15+15	1	0	1	74		14.21	18.66	18.53		
15+15	1	74	1	0		25.25	25.24	25.16		
15+15	75	0	75	0	64-QAM	21.81	23.76	23.20	30.11	1.0257
15+15	1	0	1	74		14.14	18.71	18.59		
15+15	1	74	1	0		24.11	24.02	23.34		
15+15	75	0	75	0	256-QAM	20.84	20.83	20.58	26.97	0.4977
15+15	1	0	1	74		13.98	18.53	18.35		
15+15	1	74	1	0		20.97	20.90	20.67		
Limit	EIRP < 2W					Result			Pass	



LTE Band 42C_CA Maximum Average Power [dBm] (GT - LC = 5.5 dB)										
BW [MHz]	PCC		SCC		Mod	Lowest	Middle	Highest	EIRP (dBm)	EIRP (W)
	RB Size	RB Offset	RB Size	RB Offset						
20+20	100	0	100	0	QPSK	22.75	22.66	22.67	29.62	0.9162
20+20	1	0	1	99		16.20	16.08	16.11		
20+20	1	99	1	0		24.12	24.05	24.04		
20+20	100	0	100	0	16-QAM	21.75	21.65	21.67	29.31	0.8531
20+20	1	0	1	99		16.64	16.59	16.57		
20+20	1	99	1	0		23.81	23.68	23.65		
20+20	100	0	100	0	64-QAM	21.77	21.66	21.69	27.50	0.5623
20+20	1	0	1	99		16.67	16.58	16.55		
20+20	1	99	1	0		22.00	21.90	21.98		
20+20	100	0	100	0	256-QAM	19.76	19.67	19.66	25.34	0.3420
20+20	1	0	1	99		16.54	16.31	16.33		
20+20	1	99	1	0		19.84	19.79	19.79		
20+15	100	0	75	0	QPSK	22.80	22.70	22.63	29.67	0.9268
20+15	1	0	1	74		16.30	16.20	16.15		
20+15	1	74	1	0		24.17	24.10	24.04		
20+15	100	0	75	0	16-QAM	21.79	21.65	21.64	29.38	0.8670
20+15	1	0	1	74		16.81	16.65	16.62		
20+15	1	74	1	0		23.88	23.79	23.77		
20+15	100	0	75	0	64-QAM	21.79	21.65	21.67	27.57	0.5715
20+15	1	0	1	74		16.63	16.66	16.54		
20+15	1	74	1	0		22.07	21.93	21.91		
20+15	100	0	75	0	256-QAM	19.78	19.67	19.67	25.40	0.3467
20+15	1	0	1	74		16.52	16.44	16.27		
20+15	1	74	1	0		19.90	19.79	19.77		
15+20	75	0	100	0	QPSK	22.81	22.70	22.69	29.67	0.9268
15+20	1	0	1	99		16.28	16.17	16.16		
15+20	1	74	1	0		24.17	24.05	24.06		
15+20	75	0	100	0	16-QAM	21.83	21.70	21.68	29.37	0.8650
15+20	1	0	1	99		16.75	16.58	16.65		
15+20	1	74	1	0		23.87	23.73	23.75		
15+20	75	0	100	0	64-QAM	21.84	21.66	21.64	27.54	0.5675
15+20	1	0	1	99		16.78	16.55	16.61		
15+20	1	74	1	0		22.04	21.96	21.91		
15+20	75	0	100	0	256-QAM	19.85	19.70	19.71	25.42	0.3483
15+20	1	0	1	99		16.58	16.49	16.32		
15+20	1	74	1	0		19.92	19.71	19.72		
Limit	EIRP < 1W					Result			Pass	



LTE Band 42C_CA Maximum Average Power [dBm] (GT - LC = 5.5 dB)										
BW [MHz]	PCC		SCC		Mod	Lowest	Middle	Highest	EIRP (dBm)	EIRP (W)
	RB Size	RB Offset	RB Size	RB Offset						
20+10	100	0	50	0	QPSK	22.77	22.73	22.63	29.78	0.9506
20+10	1	0	1	49		16.36	16.27	16.17		
20+10	1	99	1	0		24.28	24.20	24.09		
20+10	100	0	50	0	16-QAM	21.78	21.74	21.66	29.47	0.8851
20+10	1	0	1	49		16.85	16.73	16.68		
20+10	1	99	1	0		23.97	23.92	23.81		
20+10	100	0	50	0	64-QAM	21.80	21.69	21.64	27.62	0.5781
20+10	1	0	1	49		16.84	16.76	16.63		
20+10	1	99	1	0		22.12	22.03	21.99		
20+10	100	0	50	0	256-QAM	19.80	19.75	19.64	25.38	0.3451
20+10	1	0	1	49		16.57	16.55	16.42		
20+10	1	99	1	0		19.88	19.87	19.73		
10+20	50	0	100	0	QPSK	22.86	22.71	22.72	29.93	0.9840
10+20	1	0	1	99		16.38	16.26	16.24		
10+20	1	49	1	0		24.43	24.31	24.22		
10+20	50	0	100	0	16-QAM	21.87	21.73	21.74	29.61	0.9141
10+20	1	0	1	99		16.82	16.74	16.73		
10+20	1	49	1	0		24.11	23.89	23.90		
10+20	50	0	100	0	64-QAM	21.81	21.73	21.70	27.60	0.5754
10+20	1	0	1	99		16.85	16.67	16.64		
10+20	1	49	1	0		22.10	22.09	22.00		
10+20	50	0	100	0	256-QAM	19.91	19.77	19.77	25.50	0.3548
10+20	1	0	1	99		16.61	16.52	16.51		
10+20	1	49	1	0		20.00	19.86	19.76		
20+5	100	0	25	0	QPSK	22.85	22.78	22.63	29.83	0.9616
20+5	1	0	1	24		16.37	16.36	16.17		
20+5	1	99	1	0		24.33	24.30	24.16		
20+5	100	0	25	0	16-QAM	21.81	21.74	21.65	29.53	0.8974
20+5	1	0	1	24		16.86	16.76	16.62		
20+5	1	99	1	0		24.03	24.02	23.87		
20+5	100	0	25	0	64-QAM	21.83	21.76	21.64	27.69	0.5875
20+5	1	0	1	24		16.85	16.71	16.59		
20+5	1	99	1	0		22.19	22.18	21.99		
20+5	100	0	25	0	256-QAM	19.82	19.77	19.68	25.49	0.3540
20+5	1	0	1	24		16.69	16.50	16.38		
20+5	1	99	1	0		19.95	19.99	19.81		
Limit	EIRP < 1W					Result			Pass	



LTE Band 42C_CA Maximum Average Power [dBm] (GT - LC = 5.5 dB)										
BW [MHz]	PCC		SCC		Mod	Lowest	Middle	Highest	EIRP (dBm)	EIRP (W)
	RB Size	RB Offset	RB Size	RB Offset						
5+20	25	0	100	0	QPSK	22.92	22.75	22.75	29.98	0.9954
5+20	1	0	1	99		16.38	16.24	16.19		
5+20	1	24	1	0		24.48	24.41	24.37		
5+20	25	0	100	0	16-QAM	21.91	21.79	21.74	29.65	0.9226
5+20	1	0	1	99		16.88	16.64	16.65		
5+20	1	24	1	0		24.15	24.03	23.98		
5+20	25	0	100	0	64-QAM	21.93	21.74	21.74	27.81	0.6039
5+20	1	0	1	99		16.90	16.64	16.63		
5+20	1	24	1	0		22.31	22.14	22.12		
5+20	25	0	100	0	256-QAM	19.91	19.80	19.74	25.60	0.3631
5+20	1	0	1	99		16.64	16.55	16.37		
5+20	1	24	1	0		20.10	19.87	19.84		
Limit	EIRP < 1W					Result			Pass	



LTE Band 43C_CA Maximum Average Power [dBm] (GT - LC = 5.5 dB)										
BW [MHz]	PCC		SCC		Mod	Lowest	Middle	Highest	EIRP (dBm)	EIRP (W)
	RB Size	RB Offset	RB Size	RB Offset						
20+20	100	0	100	0	QPSK	21.93	21.91	21.88	28.96	0.7870
20+20	1	0	1	99		15.31	15.37	15.33		
20+20	1	99	1	0		23.46	23.46	23.36		
20+20	100	0	100	0	16-QAM	20.96	20.96	20.94	28.63	0.7295
20+20	1	0	1	99		15.78	15.80	15.78		
20+20	1	99	1	0		23.03	23.13	23.03		
20+20	100	0	100	0	64-QAM	20.94	20.94	20.91	26.86	0.4853
20+20	1	0	1	99		15.76	15.76	15.72		
20+20	1	99	1	0		21.30	21.36	21.27		
20+20	100	0	100	0	256-QAM	18.94	18.99	18.90	24.64	0.2911
20+20	1	0	1	99		15.49	15.59	15.61		
20+20	1	99	1	0		19.14	19.12	19.08		
20+15	100	0	75	0	QPSK	21.89	21.90	21.85	28.96	0.7870
20+15	1	0	1	74		15.28	15.34	15.40		
20+15	1	74	1	0		23.46	23.43	23.40		
20+15	100	0	75	0	16-QAM	20.94	20.98	20.93	28.64	0.7311
20+15	1	0	1	74		15.83	15.85	15.76		
20+15	1	74	1	0		23.14	23.10	23.09		
20+15	100	0	75	0	64-QAM	20.93	20.96	20.91	26.94	0.4943
20+15	1	0	1	74		15.76	15.81	15.91		
20+15	1	74	1	0		21.44	21.39	21.30		
20+15	100	0	75	0	256-QAM	18.93	18.91	18.87	24.69	0.2944
20+15	1	0	1	74		15.60	15.65	15.69		
20+15	1	74	1	0		19.19	19.12	19.05		
15+20	75	0	100	0	QPSK	21.94	21.91	21.85	28.91	0.7780
15+20	1	0	1	99		15.34	15.43	15.35		
15+20	1	74	1	0		23.41	23.41	23.35		
15+20	75	0	100	0	16-QAM	20.97	20.95	20.89	28.62	0.7278
15+20	1	0	1	99		15.80	15.85	15.77		
15+20	1	74	1	0		23.12	23.09	23.04		
15+20	75	0	100	0	64-QAM	20.97	20.93	20.91	26.81	0.4797
15+20	1	0	1	99		15.78	15.86	15.84		
15+20	1	74	1	0		21.29	21.31	21.30		
15+20	75	0	100	0	256-QAM	18.95	18.95	18.89	24.58	0.2871
15+20	1	0	1	99		15.64	15.61	15.60		
15+20	1	74	1	0		19.07	19.07	19.08		
Limit	EIRP < 1W					Result			Pass	



LTE Band 43C_CA Maximum Average Power [dBm] (GT - LC = 5.5 dB)										
BW [MHz]	PCC		SCC		Mod	Lowest	Middle	Highest	EIRP (dBm)	EIRP (W)
	RB Size	RB Offset	RB Size	RB Offset						
20+10	100	0	50	0	QPSK	21.94	21.92	21.91	28.98	0.7907
20+10	1	0	1	49		15.35	15.41	15.51		
20+10	1	99	1	0		23.47	23.48	23.44		
20+10	100	0	50	0	16-QAM	20.98	20.98	20.92	28.71	0.7430
20+10	1	0	1	49		15.83	15.89	15.84		
20+10	1	99	1	0		23.21	23.19	23.15		
20+10	100	0	50	0	64-QAM	20.94	20.95	20.92	26.84	0.4831
20+10	1	0	1	49		15.81	15.85	15.88		
20+10	1	99	1	0		21.34	21.34	21.31		
20+10	100	0	50	0	256-QAM	18.96	18.95	18.93	24.66	0.2924
20+10	1	0	1	49		15.66	15.64	15.68		
20+10	1	99	1	0		19.16	19.14	19.08		
10+20	50	0	100	0	QPSK	21.96	21.93	21.91	29.07	0.8072
10+20	1	0	1	99		15.43	15.52	15.57		
10+20	1	49	1	0		23.55	23.57	23.54		
10+20	50	0	100	0	16-QAM	21.02	20.98	20.95	28.75	0.7499
10+20	1	0	1	99		15.89	15.93	15.95		
10+20	1	49	1	0		23.25	23.17	23.21		
10+20	50	0	100	0	64-QAM	20.95	20.98	20.93	26.86	0.4853
10+20	1	0	1	99		15.91	15.95	15.92		
10+20	1	49	1	0		21.29	21.36	21.23		
10+20	50	0	100	0	256-QAM	18.99	18.99	18.93	24.62	0.2897
10+20	1	0	1	99		15.71	15.70	15.74		
10+20	1	49	1	0		19.12	19.11	19.10		
20+5	100	0	25	0	QPSK	21.94	21.92	21.90	28.99	0.7925
20+5	1	0	1	24		15.38	15.46	15.49		
20+5	1	99	1	0		23.49	23.44	23.42		
20+5	100	0	25	0	16-QAM	20.98	20.94	20.93	28.72	0.7447
20+5	1	0	1	24		15.78	15.87	15.87		
20+5	1	99	1	0		23.22	23.16	23.11		
20+5	100	0	25	0	64-QAM	20.92	20.97	20.91	26.86	0.4853
20+5	1	0	1	24		15.84	15.85	15.85		
20+5	1	99	1	0		21.36	21.30	21.35		
20+5	100	0	25	0	256-QAM	18.92	18.94	18.93	24.65	0.2917
20+5	1	0	1	24		15.60	15.68	15.59		
20+5	1	99	1	0		19.15	19.14	19.08		
Limit	EIRP < 1W					Result			Pass	



LTE Band 43C_CA Maximum Average Power [dBm] (GT - LC = 5.5 dB)										
BW [MHz]	PCC		SCC		Mod	Lowest	Middle	Highest	EIRP (dBm)	EIRP (W)
	RB Size	RB Offset	RB Size	RB Offset						
5+20	25	0	100	0	QPSK	21.95	21.92	21.91	29.12	0.8166
5+20	1	0	1	99		15.39	15.45	15.42		
5+20	1	24	1	0		23.60	23.62	23.59		
5+20	25	0	100	0	16-QAM	20.99	21.01	20.95	28.75	0.7499
5+20	1	0	1	99		15.87	15.92	15.93		
5+20	1	24	1	0		23.14	23.25	23.17		
5+20	25	0	100	0	64-QAM	20.96	20.94	20.94	26.88	0.4875
5+20	1	0	1	99		15.83	15.90	15.84		
5+20	1	24	1	0		21.38	21.32	21.34		
5+20	25	0	100	0	256-QAM	18.97	18.96	18.92	24.69	0.2944
5+20	1	0	1	99		15.69	15.71	15.79		
5+20	1	24	1	0		19.10	19.12	19.19		
15+10	75	0	50	0	QPSK	22.83	22.87	22.88	29.9	0.9772
15+10	1	0	1	49		16.30	16.36	23.67		
15+10	1	74	1	0		23.52	23.36	24.40		
15+10	75	0	50	0	16-QAM	21.83	21.88	21.86	28.39	0.6902
15+10	1	0	1	49		16.81	16.89	16.88		
15+10	1	74	1	0		22.79	22.89	22.81		
15+10	75	0	50	0	64-QAM	21.86	21.91	21.88	27.84	0.6081
15+10	1	0	1	49		16.81	16.83	16.90		
15+10	1	74	1	0		22.21	22.31	22.34		
15+10	75	0	50	0	256-QAM	19.90	19.88	19.89	25.65	0.3673
15+10	1	0	1	49		16.61	16.61	16.67		
15+10	1	74	1	0		20.15	20.08	20.06		
10+15	50	0	75	0	QPSK	22.83	22.89	22.86	29.06	0.8054
10+15	1	0	1	74		16.36	16.44	16.42		
10+15	1	49	1	0		23.56	23.52	23.41		
10+15	50	0	75	0	16-QAM	21.86	21.93	21.89	28.29	0.6745
10+15	1	0	1	74		16.83	16.88	16.88		
10+15	1	49	1	0		22.75	22.79	22.73		
10+15	50	0	75	0	64-QAM	21.89	21.92	21.93	27.82	0.6053
10+15	1	0	1	74		16.84	16.95	16.85		
10+15	1	49	1	0		22.21	22.32	22.26		
10+15	50	0	75	0	256-QAM	19.87	19.93	19.90	25.66	0.3681
10+15	1	0	1	74		16.62	16.70	16.69		
10+15	1	49	1	0		20.06	20.16	20.05		
Limit	EIRP < 1W				Result				Pass	



LTE Band 43C_CA Maximum Average Power [dBm] (GT - LC = 5.5 dB)										
BW [MHz]	PCC		SCC		Mod	Lowest	Middle	Highest	EIRP (dBm)	EIRP (W)
	RB Size	RB Offset	RB Size	RB Offset						
15+15	75	0	75	0	QPSK	22.78	22.80	22.79	28.96	0.7870
15+15	1	0	1	74		16.28	16.41	16.39		
15+15	1	74	1	0		23.35	23.37	23.46		
15+15	75	0	75	0	16-QAM	21.82	21.89	21.85	28.26	0.6699
15+15	1	0	1	74		17.01	16.85	16.79		
15+15	1	74	1	0		22.71	22.76	22.73		
15+15	75	0	75	0	64-QAM	21.82	21.89	21.91	27.76	0.5970
15+15	1	0	1	74		16.62	16.88	16.81		
15+15	1	74	1	0		21.98	22.23	22.26		
15+15	75	0	75	0	256-QAM	19.91	19.94	19.87	25.61	0.3639
15+15	1	0	1	74		16.63	16.65	16.65		
15+15	1	74	1	0		20.10	20.04	20.11		
Limit	EIRP < 1W					Result			Pass	



LTE Band 2C

26dB Bandwidth

Mode	LTE Band 2C : 26dB BW(MHz)				
QPSK					
BW	5MHz+20MHz	10MHz+15MHz	10MHz+20MHz	15MHz+10MHz	15MHz+15MHz
Middle CH	24.87	25.02	29.85	25.27	30.62
BW	15MHz+20MHz	20MHz+5MHz	20MHz+10MHz	20MHz+15MHz	20MHz+20MHz
Middle CH	34.96	25.07	30.39	34.96	39.79

Mode	LTE Band 2C : 26dB BW(MHz)				
16QAM					
BW	5MHz+20MHz	10MHz+15MHz	10MHz+20MHz	15MHz+10MHz	15MHz+15MHz
Middle CH	24.92	25.07	29.78	25.42	30.62
BW	15MHz+20MHz	20MHz+5MHz	20MHz+10MHz	20MHz+15MHz	20MHz+20MHz
Middle CH	34.89	25.02	30.08	34.96	39.79

Mode	LTE Band 2C : 26dB BW(MHz)				
64QAM					
BW	5MHz+20MHz	10MHz+15MHz	10MHz+20MHz	15MHz+10MHz	15MHz+15MHz
Middle CH	24.77	25.07	29.78	25.22	30.50
BW	15MHz+20MHz	20MHz+5MHz	20MHz+10MHz	20MHz+15MHz	20MHz+20MHz
Middle CH	34.75	25.07	29.96	34.82	39.71

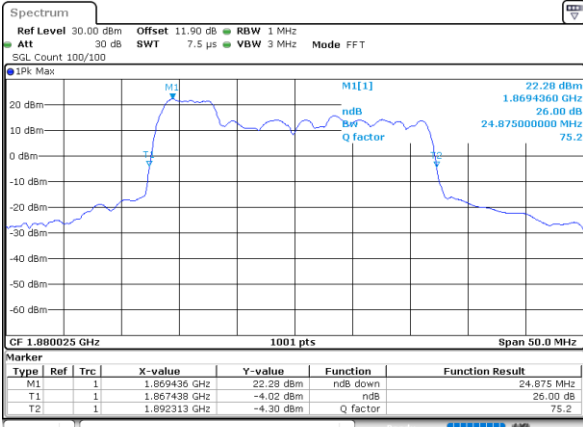
Mode	LTE Band 2C : 26dB BW(MHz)				
256QAM					
BW	5MHz+20MHz	10MHz+15MHz	10MHz+20MHz	15MHz+10MHz	15MHz+15MHz
Middle CH	24.82	25.22	29.73	25.27	31.10
BW	15MHz+20MHz	20MHz+5MHz	20MHz+10MHz	20MHz+15MHz	20MHz+20MHz
Middle CH	34.75	24.87	29.96	35.17	39.79



LTE Band 2C

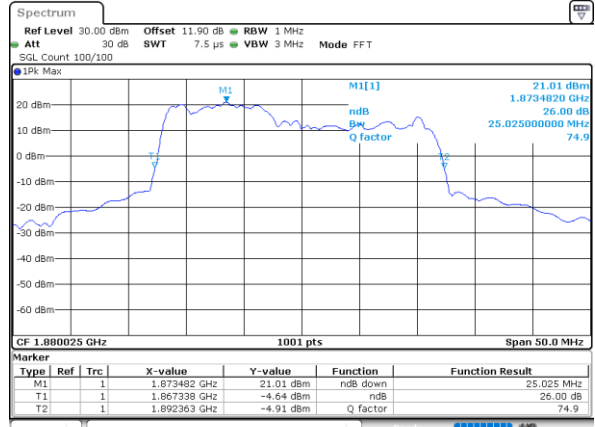
QPSK

Middle Channel / 5MHz+20MHz



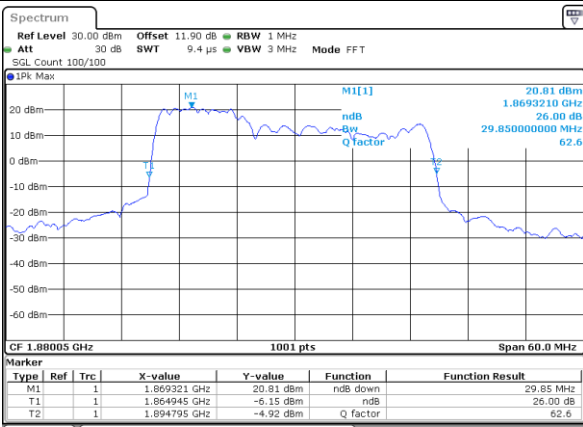
Date: 30.MAY.2024 23:49:54

Middle Channel / 10MHz+15MHz



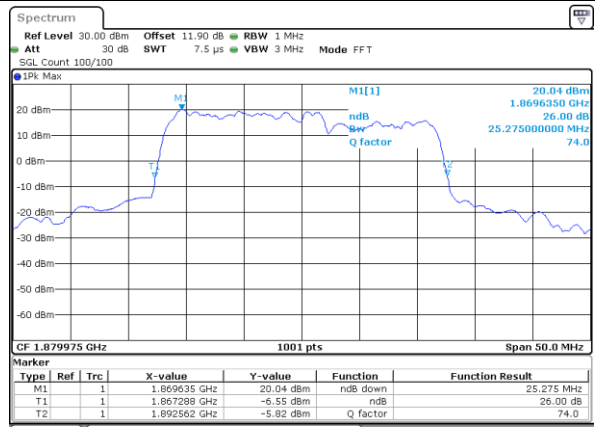
Date: 30.MAY.2024 23:59:32

Middle Channel / 10MHz+20MHz



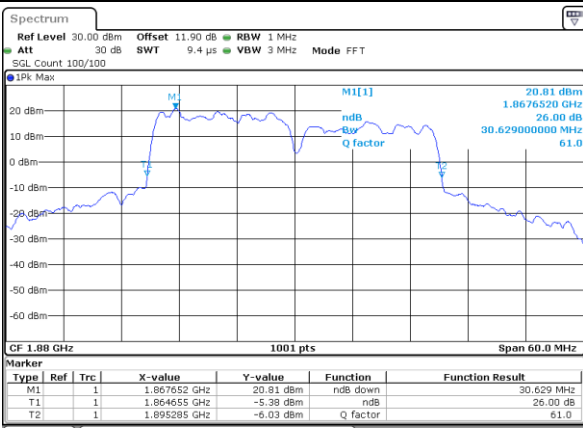
Date: 31.MAY.2024 00:08:43

Middle Channel / 15MHz+10MHz



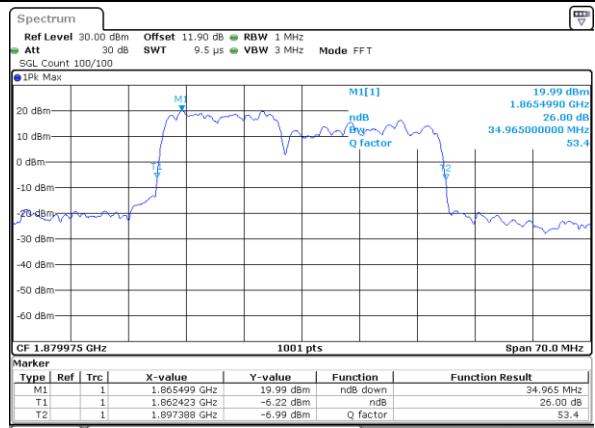
Date: 31.MAY.2024 00:03:25

Middle Channel / 15MHz+15MHz



Date: 31.MAY.2024 00:17:09

Middle Channel / 15MHz+20MHz

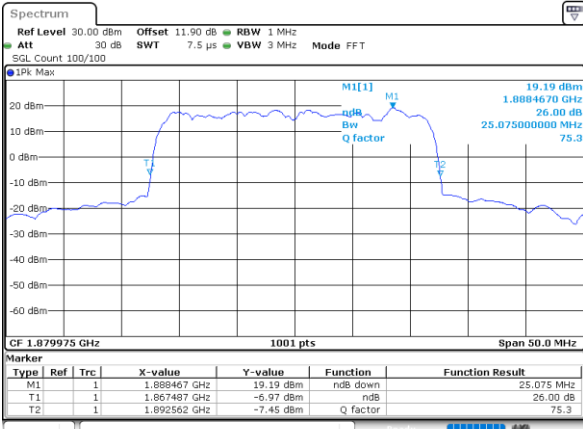


Date: 31.MAY.2024 00:21:19



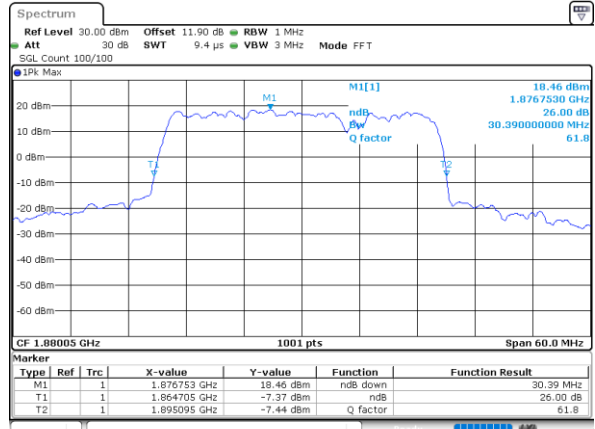
LTE Band 2C

Middle Channel / 20MHz+5MHz



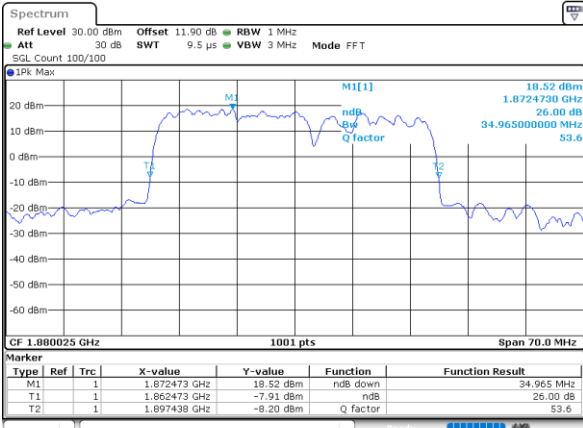
Date: 30.MAY.2024 23:54:14

Middle Channel / 20MHz+10MHz



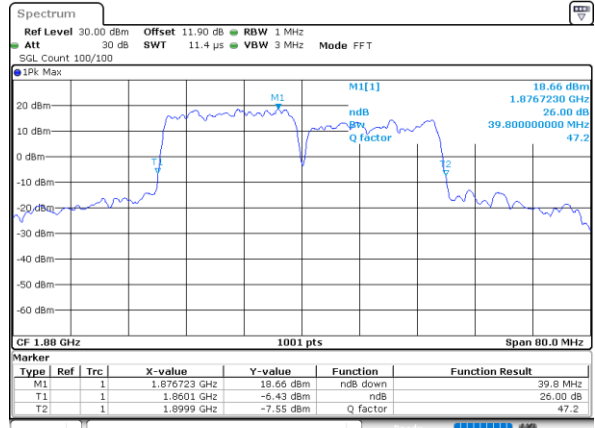
Date: 31.MAY.2024 00:13:20

Middle Channel / 20MHz+15MHz



Date: 31.MAY.2024 00:25:40

Middle Channel / 20MHz+20MHz

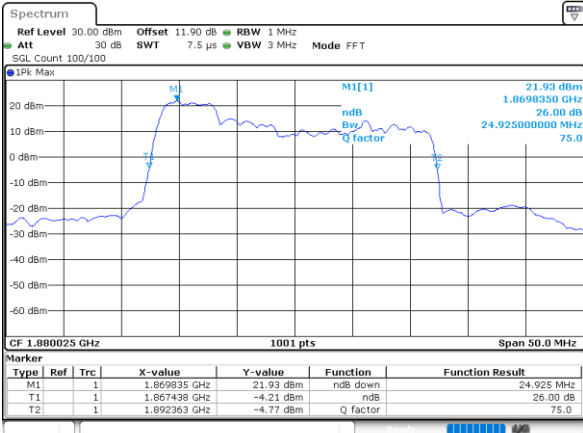


Date: 31.MAY.2024 00:29:27



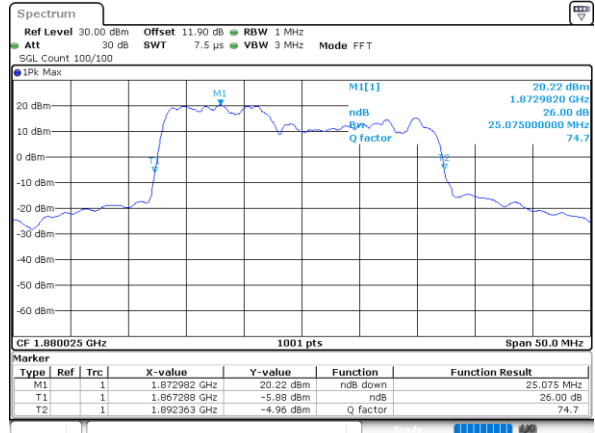
LTE Band 2C

Middle Channel / 5MHz+20MHz



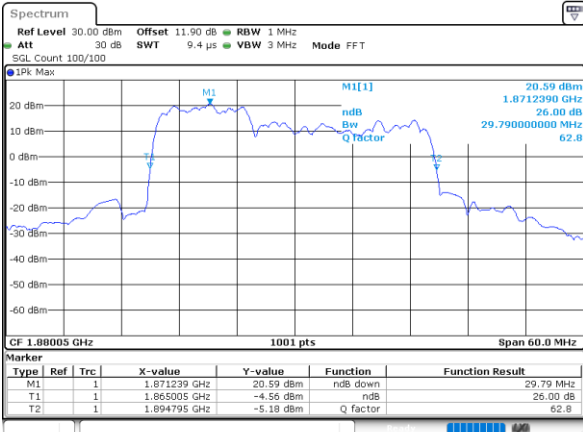
Date: 30.MAY.2024 23:50:51

Middle Channel / 10MHz+15MHz



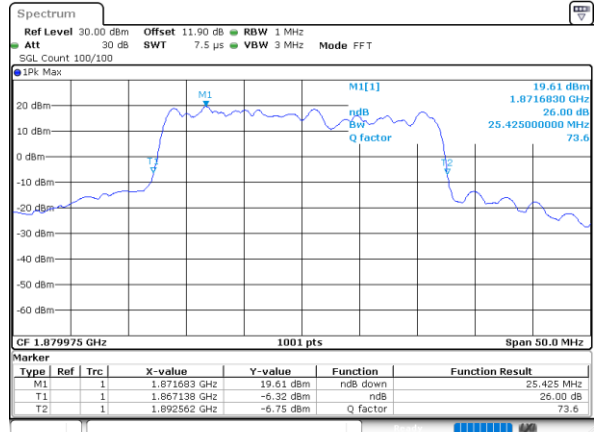
Date: 31.MAY.2024 00:00:30

Middle Channel / 10MHz+20MHz



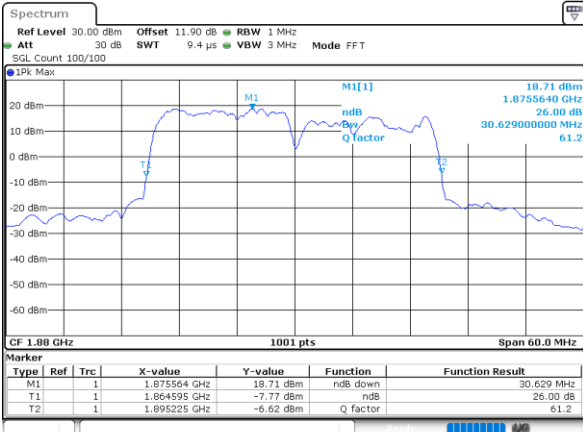
Date: 31.MAY.2024 00:09:40

Middle Channel / 15MHz+10MHz



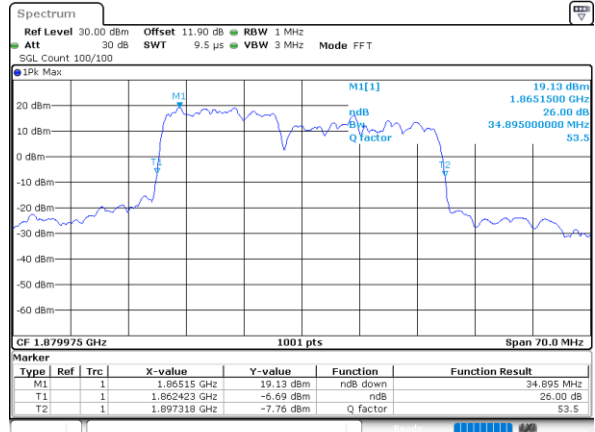
Date: 31.MAY.2024 00:04:22

Middle Channel / 15MHz+15MHz



Date: 31.MAY.2024 00:18:02

Middle Channel / 15MHz+20MHz



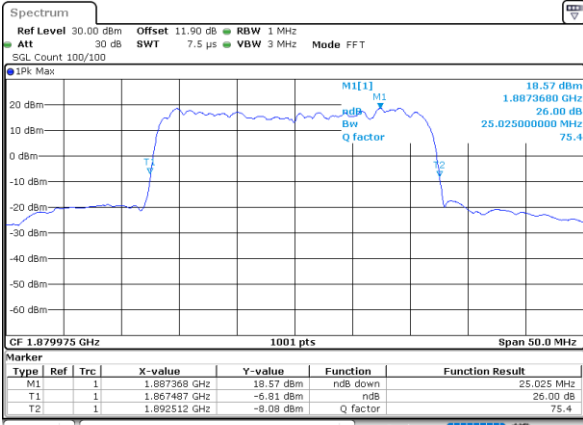
Date: 31.MAY.2024 00:22:17



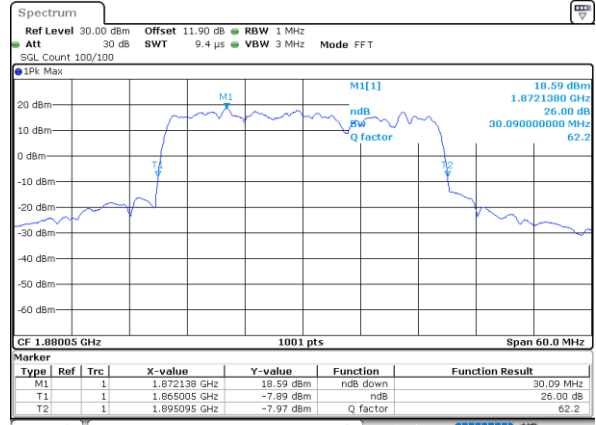
LTE Band 2C

16QAM

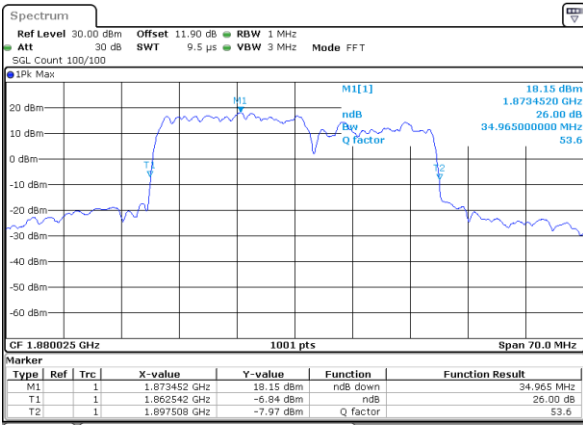
Middle Channel / 20MHz+5MHz



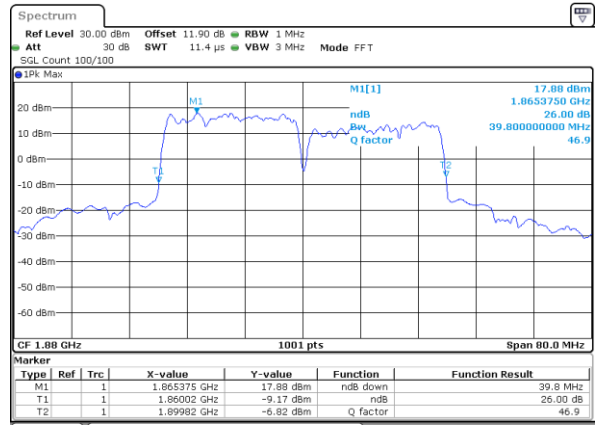
Middle Channel / 20MHz+10MHz



Middle Channel / 20MHz+15MHz



Middle Channel / 20MHz+20MHz

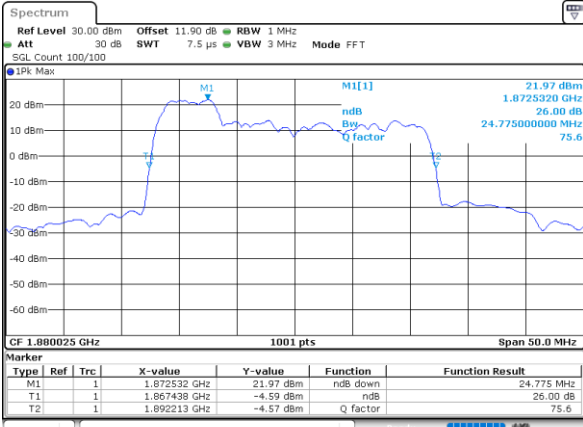




LTE Band 2C

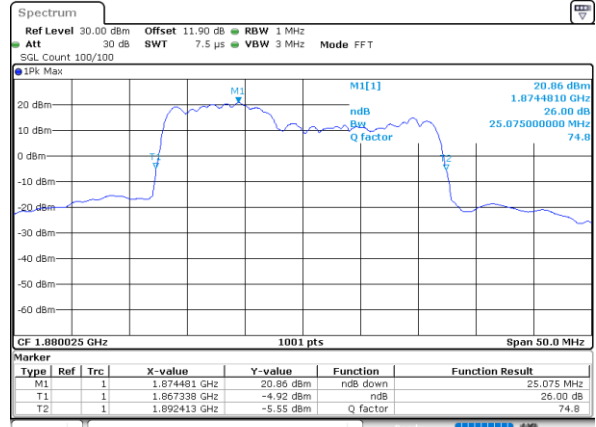
64QAM

Middle Channel / 5MHz+20MHz



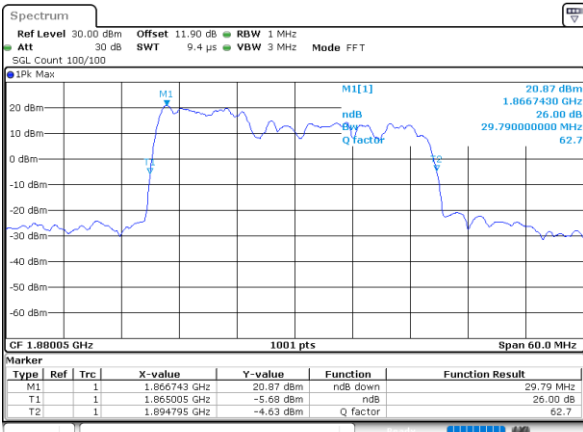
Date: 30.MAY.2024 23:51:48

Middle Channel / 10MHz+15MHz



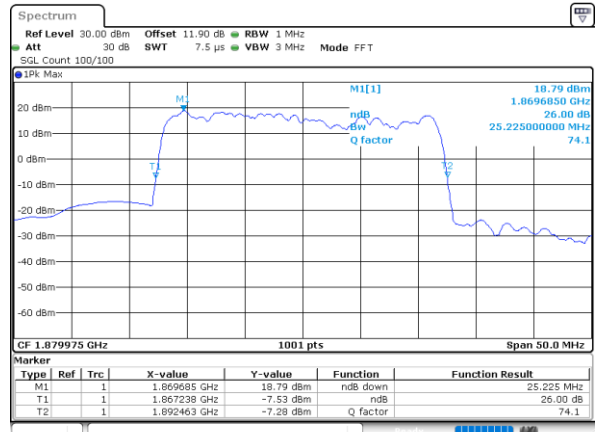
Date: 31.MAY.2024 00:01:27

Middle Channel / 10MHz+20MHz



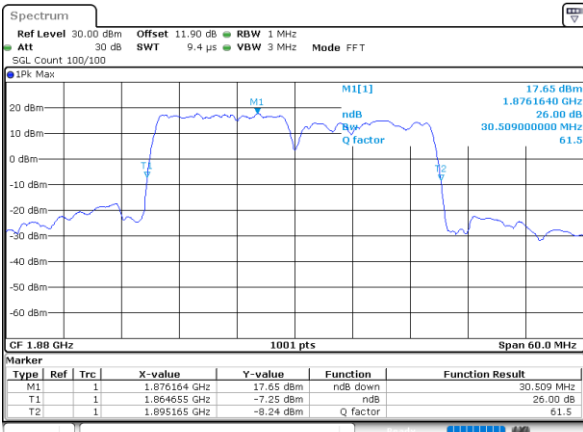
Date: 31.MAY.2024 00:10:38

Middle Channel / 15MHz+10MHz



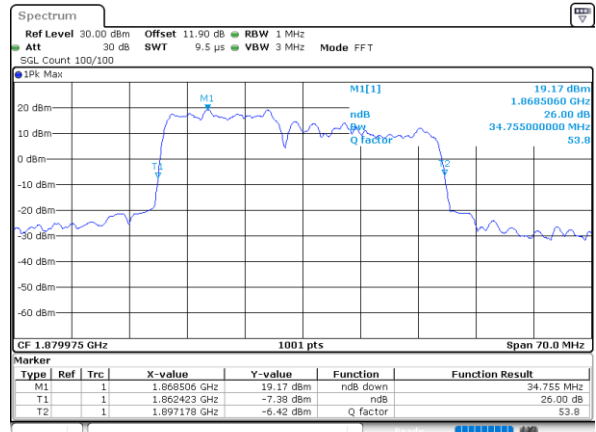
Date: 31.MAY.2024 00:05:20

Middle Channel / 15MHz+15MHz



Date: 31.MAY.2024 00:18:56

Middle Channel / 15MHz+20MHz



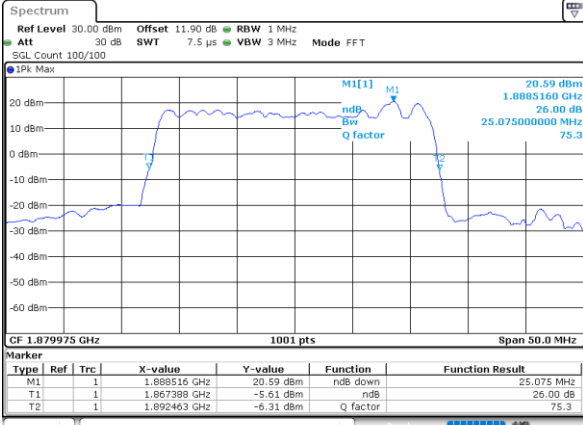
Date: 31.MAY.2024 00:23:14



LTE Band 2C

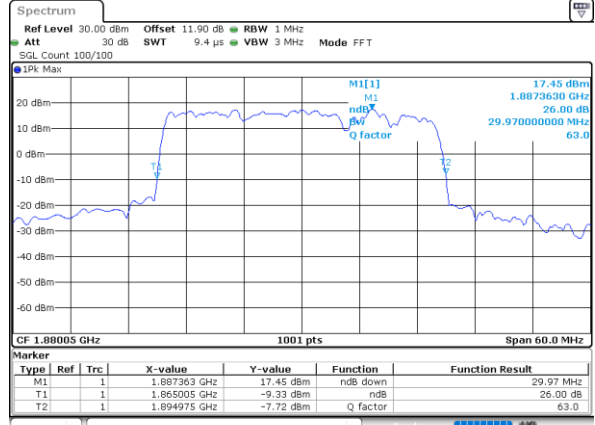
64QAM

Middle Channel / 20MHz+5MHz



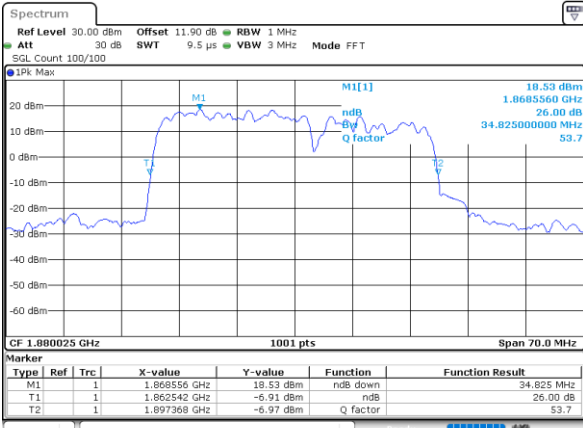
Date: 30.MAY.2024 23:56:09

Middle Channel / 20MHz+10MHz



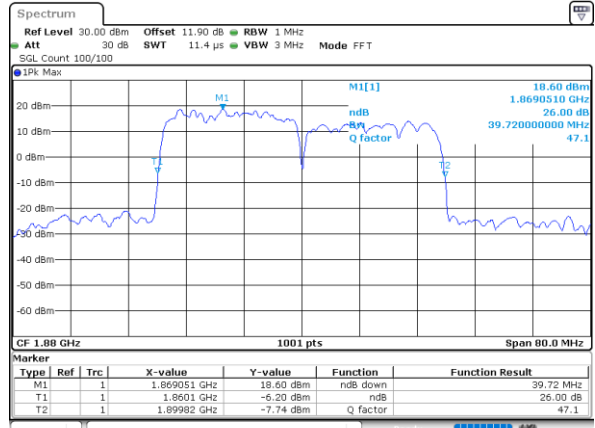
Date: 31.MAY.2024 00:15:14

Middle Channel / 20MHz+15MHz



Date: 31.MAY.2024 00:27:35

Middle Channel / 20MHz+20MHz



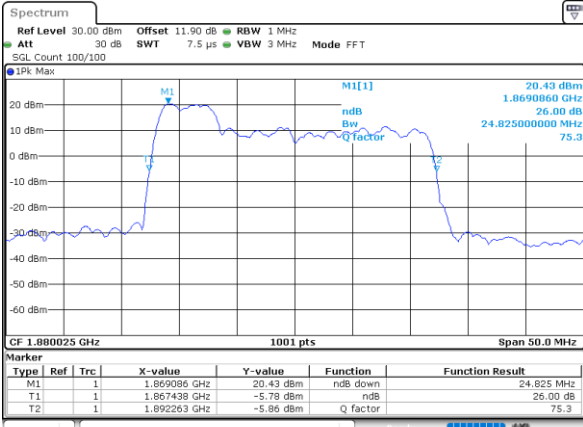
Date: 31.MAY.2024 00:31:15



LTE Band 2C

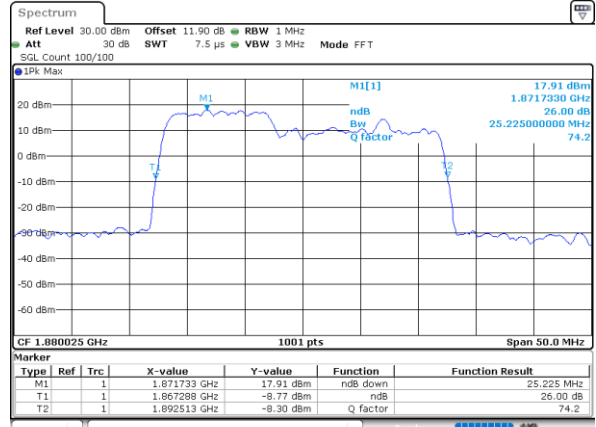
256QAM

Middle Channel / 5MHz+20MHz



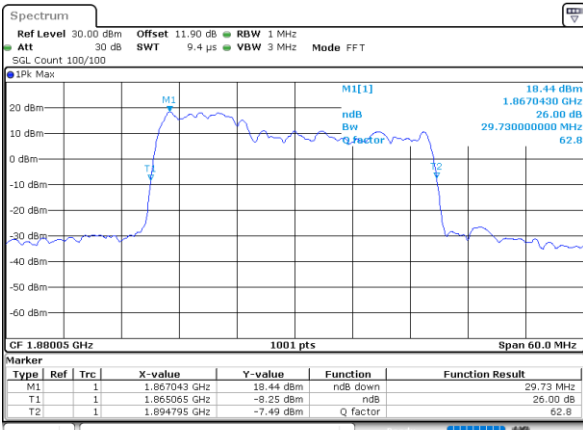
Date: 30.MAY.2024 23:52:46

Middle Channel / 10MHz+15MHz



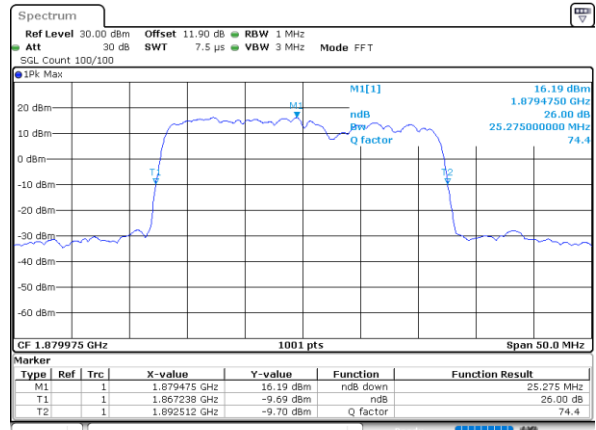
Date: 31.MAY.2024 00:02:24

Middle Channel / 10MHz+20MHz



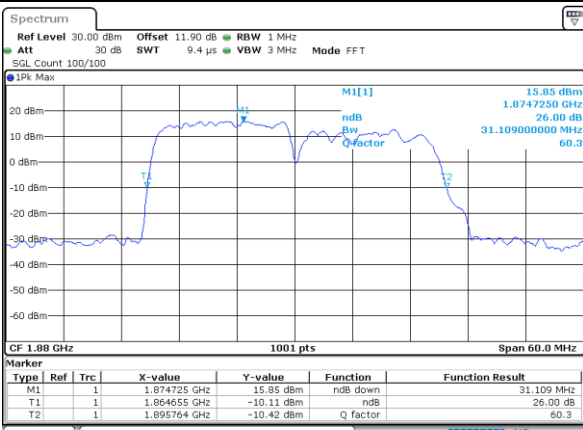
Date: 31.MAY.2024 00:11:35

Middle Channel / 15MHz+10MHz



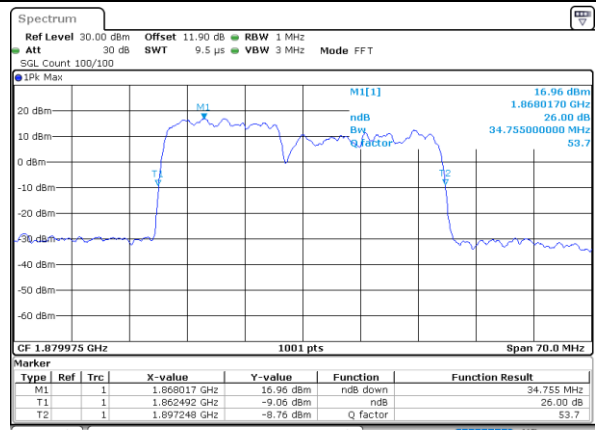
Date: 31.MAY.2024 00:06:17

Middle Channel / 15MHz+15MHz



Date: 31.MAY.2024 00:19:49

Middle Channel / 15MHz+20MHz



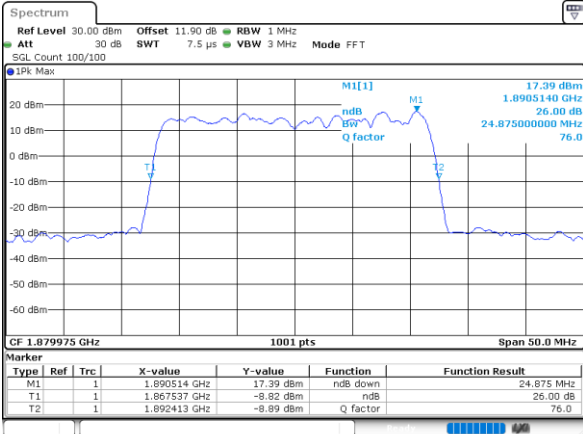
Date: 31.MAY.2024 00:24:11



LTE Band 2C

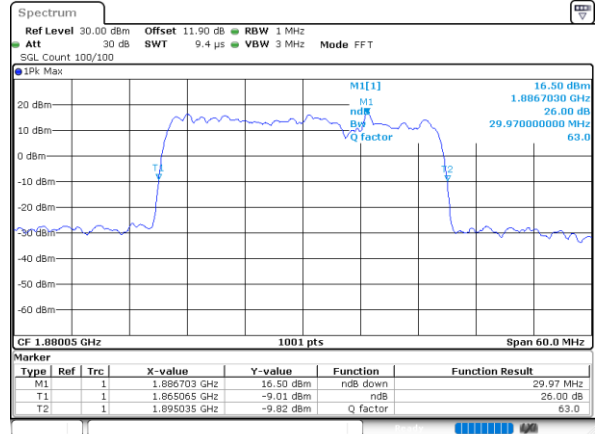
256QAM

Middle Channel / 20MHz+5MHz



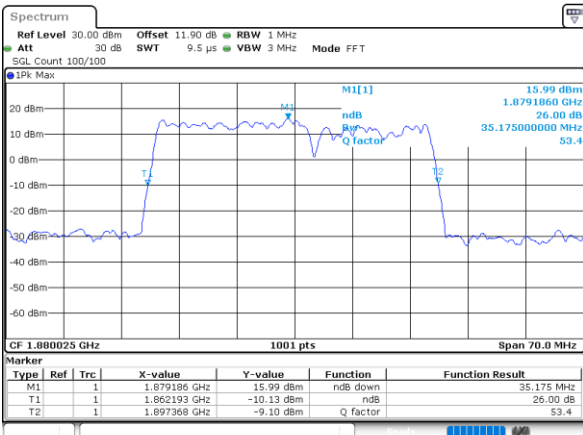
Date: 30.MAY.2024 23:57:06

Middle Channel / 20MHz+10MHz



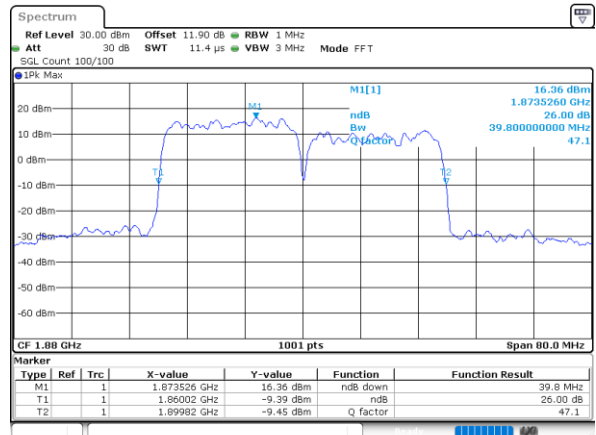
Date: 31.MAY.2024 00:16:12

Middle Channel / 20MHz+15MHz



Date: 31.MAY.2024 00:28:32

Middle Channel / 20MHz+20MHz



Date: 31.MAY.2024 00:32:08



Occupied Bandwidth

Mode	LTE Band 2C : 99%OBW(MHz)				
QPSK					
BW	5MHz+20MHz	10MHz+15MHz	10MHz+20MHz	15MHz+10MHz	15MHz+15MHz
Middle CH	23.32	23.27	27.69	23.32	28.53
BW	15MHz+20MHz	20MHz+5MHz	20MHz+10MHz	20MHz+15MHz	20MHz+20MHz
Middle CH	32.65	23.17	28.05	32.65	37.80

Mode	LTE Band 2C : 99%OBW(MHz)				
16QAM					
BW	5MHz+20MHz	10MHz+15MHz	10MHz+20MHz	15MHz+10MHz	15MHz+15MHz
Middle CH	23.17	23.22	28.11	23.42	28.17
BW	15MHz+20MHz	20MHz+5MHz	20MHz+10MHz	20MHz+15MHz	20MHz+20MHz
Middle CH	32.30	23.27	28.05	32.79	37.72

Mode	LTE Band 2C : 99%OBW(MHz)				
64QAM					
BW	5MHz+20MHz	10MHz+15MHz	10MHz+20MHz	15MHz+10MHz	15MHz+15MHz
Middle CH	23.22	23.27	27.93	23.37	28.47
BW	15MHz+20MHz	20MHz+5MHz	20MHz+10MHz	20MHz+15MHz	20MHz+20MHz
Middle CH	32.79	23.47	27.99	32.86	37.80

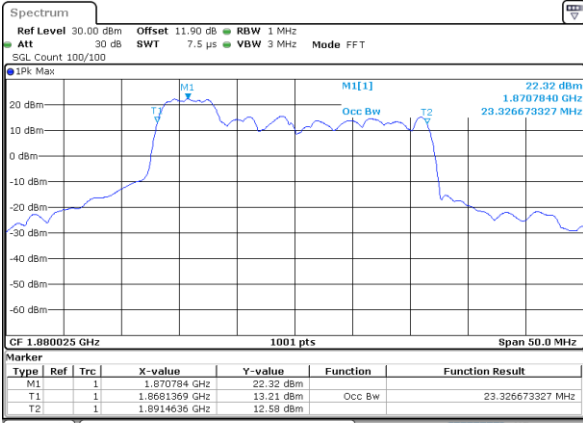
Mode	LTE Band 2C : 99%OBW(MHz)				
256QAM					
BW	5MHz+20MHz	10MHz+15MHz	10MHz+20MHz	15MHz+10MHz	15MHz+15MHz
Middle CH	23.32	23.52	28.05	23.47	28.41
BW	15MHz+20MHz	20MHz+5MHz	20MHz+10MHz	20MHz+15MHz	20MHz+20MHz
Middle CH	32.65	23.07	28.17	33.14	37.40



LTE Band 2C

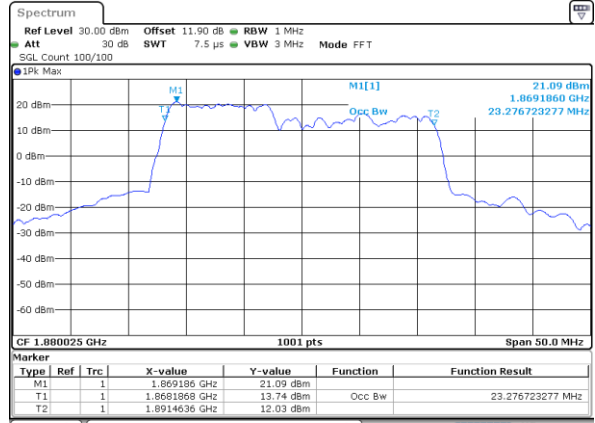
QPSK

Middle Channel / 5MHz+20MHz



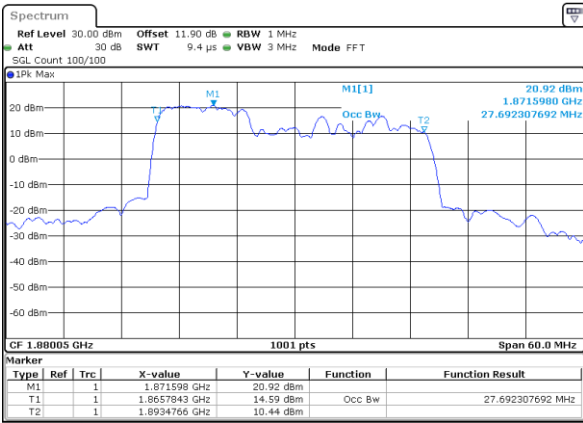
Date: 30.MAY.2024 23:49:26

Middle Channel / 10MHz+15MHz



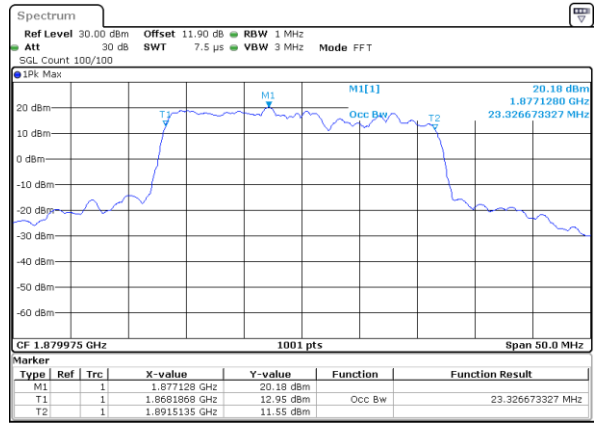
Date: 30.MAY.2024 23:59:04

Middle Channel / 10MHz+20MHz



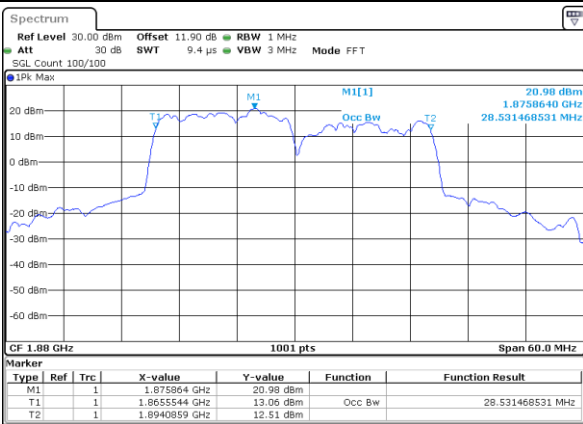
Date: 31.MAY.2024 00:08:15

Middle Channel / 15MHz+10MHz



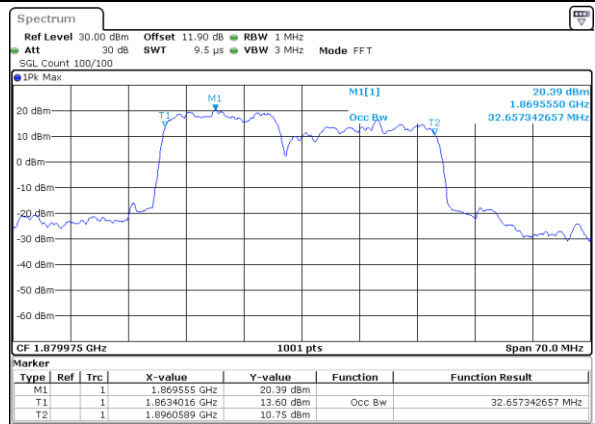
Date: 31.MAY.2024 00:02:57

Middle Channel / 15MHz+15MHz



Date: 31.MAY.2024 00:16:42

Middle Channel / 15MHz+20MHz



Date: 31.MAY.2024 00:02:51