




## 1. SETUP PHOTOS

### ANTENNA PORT CONDUCTED RF MEASUREMENT SETUP



NVLAP<sup>®</sup>


NVLAP LAB CODE 200065-0

**RADIATED RF MEASUREMENT SETUP**

RADIATED FRONT PHOTO



RADIATED BACK PHOTO



**POWERLINE CONDUCTED EMISSIONS MEASUREMENT SETUP**

LINE CONDUCTED FRONT PHOTO




LINE CONDUCTED BACK PHOTO




**DYNAMIC FREQUENCY SELECTION MEASUREMENT SETUP**

DFS FRONT PHOTO



DFS FRONT PHOTO (MASTER USED FOR TEST)



**END OF REPORT**