

## FUJI XEROX

### KDRF User's Manual

This manual explains the installation process and a function and performance of Radio Frequency Identification system (KDRF).

This product doesn't permit a repair and an exchange by the end user. Please contact our service office or a Fuji Xerox product handling Service Company when the exchange of the device is necessary due to the trouble and so on.

Also, please read this manual to the end surely, and use a product properly before you install KDRF in your machine.

### Introduction

This product uses the radio wave of 125kHz. (Inductive Loop System)  
Therefore, this product takes a regulation and/or law such as output of the RF power by each country and/or self-governing body.  
Some cases, the final product (e.g. printer) adapts to the law of each country, and type approval may be required.

### **The following shall be kept to use a product for the safety.**

A cable and TAG shall use designation accessories.

A cable and TAG shall use designation accessories.

Do not remodel and/or dismantle this product.

Don't remodel this product because a Fire, Electric shock and Machine trouble may be caused. Because this product uses a radio wave, law of the country may punish so remodeling of the product.

Remove a power supply soon if you notice smoke or unusual smell.

Remove a power supply if you notice smoke or unusual smell, because it short-circuits, and a fire and an electric shock may be caused.

Don't put wiring and/or other articles on this product.

This product builds in the antenna which radiates the radio wave. Performance may not be able to be maintained when the wire etc. is installed on the product and so on.

Don't install this product in the place to have the possibility for a liquid and other material fall.

You may be struck by electricity or product may short-circuit.

Don't give this product an electric static discharge.

This product may be damaged by the static electricity which accumulated in the human body and so on. Connect a human body to the ground at the time of the maintenance or discharge before the work.

Product use environment is to keep the following.

Guarantee temperature: 0 to 55 degrees C (when working)

Storage temperature: 0 35 12months, -20 0 35 45 48Hours


Humidity: 15 80%RH 12months, 5 15%RH 80 95%RH 48Hours

Rated input power: DC +5V +/- 5%, DC +3.3V +/- 5%

How to scrap this product

Make contact with Fuji Xerox or our company agency when you scrap this product. Or, follow ordinances such as each country and a local government. Please ask each country and a self-governing body about the information of the regulations.

Notice about the law and the standard

**CE 0682** 

This product applies the European NB certificate where it followed the 99/5/ EEC.

An applicable standard is as follows:

EN 300 330 V1.3.2

EN 301 489 -1 and EN 301 489 -2

**FCC ID: J2LKDRF, IC:xxxxxx-xxxx**

This device complies with Part 15 of the FCC Rules. Operation is subject to the following two conditions: (1) this device may not cause harmful interference, and (2) this device must accept any interference received, including interference that may cause undesired operation.

This product acquires the certification or approval of the wireless module. However, a product (e.g. printer) that contains this module must apply the various standards required to the product.

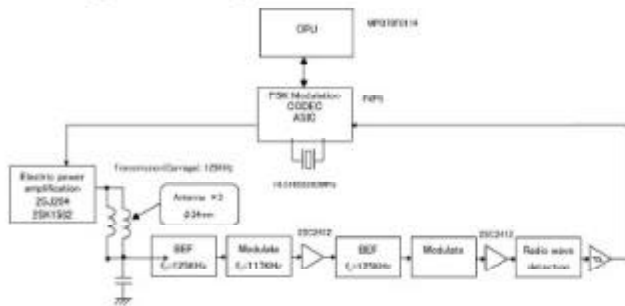
## Outline of the product

### Summary

KDRF Unit System is RFID (Radio Frequency Identification) device for an Inductive loop coupling. This system has two modules of the Reader/Writer (KDRF-C) and Tag (HIFX-T).

- KDRF generates a 125kHz signal on an internal looped antenna.
- Transmitted data are modulated using Amplitude Shift Keying (FSK) modulation.
- Received data are demodulated from the Tag load variation signal, generated on the antenna.
- Tag is battery less memory with a looped antenna.
- Communication distance between KDRF-C and HIFX-T is 3mm to 13mm.

## Block diagram of the product



## System Requirement

The following condition shall be kept, that use KDRF unit system.


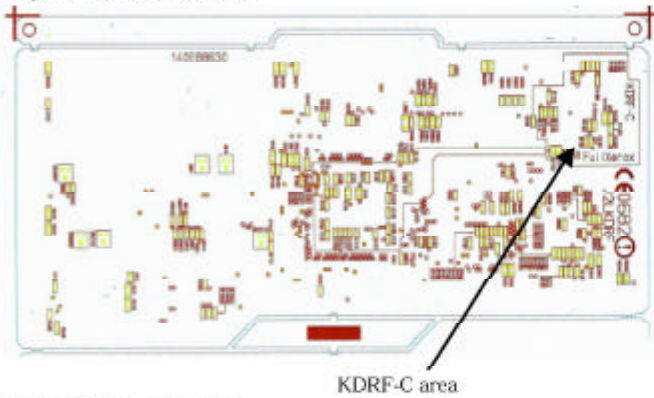
- KDRF-C must be used with the HIFX-T.
- KDRF must be internally installed in machine. (Printer)
- Supply DC Voltage must be 5V +/- 5% and 3.3V +/- 5%.
- The certification label and/or the notice of the manual may be necessary for the final product enclosure, which contains this unit.
- Do not make the radiation time of the radio wave continue for more than one second.

## Specifications

The specifications of the product are as the following:

- Carrier Frequency: 125kHz +/- 200ppm
- Modulation: FSK
- Communication distance: 3mm to 13mm  
(It means the distance of the Reader Writer Module ANT and Tag Module ANT.)
- Supply Voltage: DC 5V +/- 5%
- Rated current: 120mA
- Signal Level: TTL (3.3V)
- Operating temperature: +5 to +32degrees C
- Maximum RF power: 4.3mW (Fixed for maximum power)

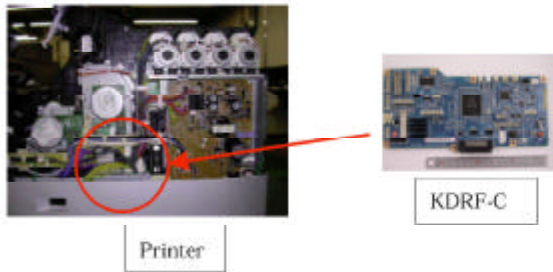
### Layout of the module




### Instillation example

The example used for the toner cartridge sensor of the printer is shown in the following.

Installation of module to the Printer



Installation of TAG to the toner cartridge



Installation of Antenna for Toner cartridge to the Printer

### **The explanation of the test mode**

It is becoming an outside a company top-secret item about the action method of the radio communication.

We disclose it about the communication method after purchase contract completion.

**FUJI XEROX CO., LTD.**

**3-7-1 Funai, Iwatsuki-shi, Saitama-ken 339-8509**

**TEL: +81-48-798-5111**

**URL:<http://www.fujixerox.co.jp/>**