

Prüfbericht-Nr.: <i>Test report no.:</i>	CN232NV4 001	Auftrags-Nr.: <i>Order no.:</i>	168421603	Seite 1 von 27 Page 1 of 27
Kunden-Referenz-Nr.: <i>Client reference no.:</i>	N/A	Auftragsdatum: <i>Order date:</i>	2023-10-07	
Auftraggeber: <i>Client:</i>	Marquardt GmbH Scholss-Strasse 16, 78604 Rietheim-Weilheim, Germany			
Prüfgegenstand: <i>Test item:</i>	NFC Door Handle			
Bezeichnung / Typ-Nr.: <i>Identification / Type no.:</i>	HH7			
Auftrags-Inhalt: <i>Order content:</i>	Test Report			
Prüfgrundlage: <i>Test specification:</i>	CFR47 FCC Part 15: Subpart C Section 15.225			
Wareneingangsdatum: <i>Date of sample receipt:</i>	2023-10-17	Please refer to Photo Document		
Prüfmuster-Nr.: <i>Test sample no.:</i>	A003448298-001~002			
Prüfzeitraum: <i>Testing period:</i>	2023-10-20 – 2023-11-17			
Ort der Prüfung: <i>Place of testing:</i>	TÜV Rheinland (Shenzhen) Co., Ltd.			
Prüflaboratorium: <i>Testing laboratory:</i>	TÜV Rheinland (Shenzhen) Co., Ltd.			
Prüfergebnis*: <i>Test result*:</i>	Pass			
geprüft von: <i>tested by:</i>	X <u>Breeze Jiang</u> <small>Signed by: Breeze Jiang</small>	genehmigt von: <i>authorized by:</i>	X <u>Bell Hu</u> <small>Signed by: Bell Hu</small>	
Datum: <i>Date:</i>	2024-01-18	Ausstellungsdatum: <i>Issue date:</i>	2024-01-18	
Stellung / Position:	Sachverständige(r)/Expert	Stellung / Position:	Sachverständige(r)/Expert	
Sonstiges / <i>Other:</i>	FCC ID: IYZHH7			
Zustand des Prüfgegenstandes bei Anlieferung: <i>Condition of the test item at delivery:</i>	Prüfmuster vollständig und unbeschädigt <i>Test item complete and undamaged</i>			
* Legende:	P(ass) = entspricht o.g. Prüfgrundlage(n)	F(ail) = entspricht nicht o.g. Prüfgrundlage(n)	N/A = nicht anwendbar	N/T = nicht getestet
* Legend:	P(ass) = passed a.m. test specification(s)	F(ail) = failed a.m. test specification(s)	N/A = not applicable	N/T = not tested
<p>Dieser Prüfbericht bezieht sich nur auf das o.g. Prüfmuster und darf ohne Genehmigung der Prüfstelle nicht auszugsweise vervielfältigt werden. Dieser Bericht berechtigt nicht zur Verwendung eines Prüfzeichens.</p> <p><i>This test report only relates to the above mentioned test sample. Without permission of the test center this test report is not permitted to be duplicated in extracts. This test report does not entitle to carry any test mark.</i></p>				

v05

Prüfbericht-Nr.: CN232NV4 001
Test report no.:

Seite 2 von 27
Page 2 of 27

Anmerkungen
Remarks

1	<p>Alle eingesetzten Prüfmittel waren zum angegebenen Prüfzeitraum gemäß eines festgelegten Kalibrierungsprogramms unseres Prüfhauses kalibriert. Sie entsprechen den in den Prüfprogrammen hinterlegten Anforderungen. Die Rückverfolgbarkeit der eingesetzten Prüfmittel ist durch die Einhaltung der Regelungen unseres Managementsystems gegeben. Detaillierte Informationen bezüglich Prüfkonditionen, Prüfequipment und Messunsicherheiten sind im Prüflabor vorhanden und können auf Wunsch bereitgestellt werden.</p> <p><i>The equipment used during the specified testing period was calibrated according to our test laboratory calibration program. The equipment fulfils the requirements included in the relevant standards. The traceability of the test equipment used is ensured by compliance with the regulations of our management system. Detailed information regarding test conditions, equipment and measurement uncertainty is available in the test laboratory and could be provided on request.</i></p>
2	<p>Wie vertraglich vereinbart, wurde dieses Dokument nur digital unterzeichnet. Der TÜV Rheinland hat nicht überprüft, welche rechtlichen oder sonstigen diesbezüglichen Anforderungen für dieses Dokument gelten. Diese Überprüfung liegt in der Verantwortung des Benutzers dieses Dokuments. Auf Verlangen des Kunden kann der TÜV Rheinland die Gültigkeit der digitalen Signatur durch ein gesondertes Dokument bestätigen. Diese Anfrage ist an unseren Vertrieb zu richten. Eine Umweltgebühr für einen solchen zusätzlichen Service wird erhoben.</p> <p><i>As contractually agreed, this document has been signed digitally only. TUV Rheinland has not verified and unable to verify which legal or other pertaining requirements are applicable for this document. Such verification is within the responsibility of the user of this document. Upon request by its client, TUV Rheinland can confirm the validity of the digital signature by a separate document. Such request shall be addressed to our Sales department. An environmental fee for such additional service will be charged.</i></p>
3	<p>Prüfklausel mit der Note * wurden an qualifizierte Unterauftragnehmer vergeben und sind unter der jeweiligen Prüfklausel des Berichts beschrieben. Abweichungen von Prüfspezifikation(en) oder Kundenanforderungen sind in der jeweiligen Prüfklausel im Bericht aufgeführt.</p> <p><i>Test clauses with remark of * are subcontracted to qualified subcontractors and described under the respective test clause in the report. Deviations of testing specification(s) or customer requirements are listed in specific test clause in the report.</i></p>
4	<p>Die Entscheidungsregel für Konformitätserklärungen basierend auf numerischen Messergebnissen in diesem Prüfbericht basiert auf der "Null-Grenzwert-Regel" und der "Einfachen Akzeptanz" gemäß ILAC G8:2019 und IEC Guide 115:2021, es sei denn, in der auf Seite 1 dieses Berichts genannten angewandten Norm ist etwas anderes festgelegt oder vom Kunden gewünscht. Dies bedeutet, dass die Messunsicherheit nicht berücksichtigt wird und daher auch nicht im Prüfbericht angegeben wird. Zu weiteren Informationen bezüglich des Risikos durch diese Entscheidungsregel siehe ILAC G8:2019.</p> <p><i>The decision rule for statements of conformity, based on numerical measurement results, in this test report is based on the "Zero Guard Band Rule" and "Simple Acceptance" in accordance with ILAC G8:2019 and IEC Guide 115:2021, unless otherwise specified in the applied standard mentioned on Page 1 of this report or requested by the customer. This means that measurement uncertainty is not taken in account and hence also not declared in the test report. For additional information on the resulting risk based of this decision rule please refer to ILAC G8:2019.</i></p>

Test Summary

5.1.1 ANTENNA REQUIREMENT

RESULT: Pass

5.1.2 20dB BANDWIDTH & 99% BANDWIDTH

RESULT: Pass

5.1.3 FREQUENCY STABILITY

RESULT: Pass

5.1.4 RADIATED SPURIOUS EMISSION (IN-BAND & OUT-BAND EMISSIONS)

RESULT: Pass

5.1.5 CONDUCTED EMISSIONS ON AC MAINS

RESULT: N/A

Contents

1	GENERAL REMARKS	5
1.1	COMPLEMENTARY MATERIALS	5
2	TEST SITES	6
2.1	TEST FACILITIES	6
2.2	LIST OF TEST AND MEASUREMENT INSTRUMENTS.....	6
2.3	TRACEABILITY	6
2.4	CALIBRATION	7
2.5	MEASUREMENT UNCERTAINTY.....	7
2.6	LOCATION OF ORIGINAL DATA.....	7
2.7	STATUS OF FACILITY USED FOR TESTING.....	7
3	GENERAL PRODUCT INFORMATION	8
3.1	PRODUCT FUNCTION AND INTENDED USE.....	8
3.2	RATINGS AND SYSTEM DETAILS	8
3.3	INDEPENDENT OPERATION MODES	9
3.4	NOISE GENERATING AND NOISE SUPPRESSING PARTS.....	9
3.5	SUBMITTED DOCUMENTS.....	9
4	TEST SET-UP AND OPERATION MODES	10
4.1	PRINCIPLE OF CONFIGURATION SELECTION	10
4.2	TEST OPERATION AND TEST SOFTWARE.....	10
4.3	SPECIAL ACCESSORIES AND AUXILIARY EQUIPMENT	10
4.4	COUNTERMEASURES TO ACHIEVE EMC COMPLIANCE.....	10
4.5	TEST SETUP DIAGRAM.....	11
5	TEST RESULTS	13
5.1	TRANSMITTER REQUIREMENT & TEST SUITES	13
5.1.1	<i>Antenna Requirement</i>	<i>13</i>
5.1.2	<i>20dB Bandwidth & 99% Bandwidth.....</i>	<i>14</i>
5.1.3	<i>Frequency Stability.....</i>	<i>16</i>
5.1.4	<i>Radiated Spurious Emission (In-Band & Out-Band Emissions)</i>	<i>17</i>
5.1.5	<i>Conducted Emissions on AC Mains.....</i>	<i>26</i>
6	PHOTOGRAPHS OF THE TEST SET-UP	27
7	LIST OF TABLES.....	27

1 General Remarks

1.1 Complementary Materials

All attachments are integral parts of this test report. This applies especially to the following appendix:

Appendix A: Photographs of the Test Set-up

Appendix B: Test Results.

2 Test Sites

2.1 Test Facilities

TÜV Rheinland (Shenzhen) Co., Ltd.

No. 362 Huanguan Road Middle, Longhua District, Shenzhen 518110, People's Republic of China

FCC Accreditation Designation No.: CN1260

ISED Wireless Device Testing Laboratory: 25069

2.2 List of Test and Measurement Instruments

Table 1: List of Test and Measurement Equipment

Unwanted Emission Testing (TS9975)				
Equipment	Manufacturer	Model No.	Serial No.	Cal. Until
EMI Test Receiver	R&S	ESR 7	102021	25.07.2024
Signal Analyzer	R&S	FSV 40	101439	25.07.2024
System Controller Interface	R&S	SCI-100	S10010038	N/A
Filterbank	R&S	Wlan	100759	25.07.2024
OSP	R&S	OSP 120	102040	N/A
Pre-amplifier	R&S	SCU08F1	08320031	25.07.2024
Amplifier	R&S	SCU-18F	180070	25.07.2024
Amplifier	R&S	SCU40A	100475	25.07.2024
Trilog Broadband Antenna (30 MHz - 7 GHz)	Schwarzbeck	VULB 9162	193	06.08.2024
Double-Ridged Antenna (1 -18 GHz)	ETS-LINDGREN	3117	00218717	06.08.2024
Wideband Ridged Horn Antenna (18-40 GHz)	Steatite	QMS-00880	19067	27.08.2024
Active Loop Antenna	Schwarzbeck	FMZB 1513	302	06.08.2024
Test software	R&S	EMC32 (V10.60.10)	N/A	N/A
Control PC	Dell	OptiPlex 7050	36NV9P2	N/A
3m Semi-Anechoic Chamber	Albatross	SAC-3m	APC17151-SAC	22.06.2024

2.3 Traceability

All measurement equipment calibrations are traceable to NIM (National Institute of Metrology) or where calibration is performed in other countries, to equivalent nationally recognized standards organizations.

2.4 Calibration

Equipment requiring calibration is calibrated periodically by the manufacturer or according to manufacturer's specifications. Additionally all equipment is verified for proper performance on a regular basis using in house standards or comparisons.

2.5 Measurement Uncertainty

Parameter	Uncertainty
Radio Frequency	$\pm 1 \times 10^{-7}$
Conducted Emission, (9kHz to 150kHz)/(150kHz to 30MHz)	$\pm 3.70 \text{ dB} / \pm 3.30 \text{ dB}$
Radiated Emission (3m SAC), 30MHz to 1000MHz	$\pm 4.52 \text{ dB}$
Radiated Emission (3m SAC), above 1000MHz	$\pm 4.37 \text{ dB}$
All emissions, radiated	$\pm 4.17 \text{ dB}$

2.6 Location of Original Data

The original copies of all test data taken during actual testing were attached at Appendix A & B of this report and delivered to the applicant. A copy has been retained in the TÜV Rheinland (Shenzhen) Co., Ltd. file for certification follow-up purposes.

2.7 Status of Facility Used for Testing

The TÜV Rheinland (Shenzhen) Co., Ltd. Test facility located at No. 362 Huanguan Road Middle, Longhua District, Shenzhen 518110, People's Republic of China is listed on the US Federal Communications Commission list of facilities approved to perform measurements.

3 General Product Information

3.1 Product Function and Intended Use

The EUT is NFC Door Handle, which supports card recognition (RFID) function.

For details refer to the User Manual, Technical Description and Circuit Diagram.

3.2 Ratings and System Details

Table 2: Technical Specification of EUT

General Information of EUT	Value
Kind of Equipment	NFC Door Handle
Type Designation	HH7
FCC ID	IYZHH7
Operating Temperature Range	-40°C~80 °C
Operating Voltage	9-16 V DC
Testing Voltage	12V DC
Technical Specification of RFID	
Operating Frequency	13.56 MHz
Type of Modulation	ASK
Channel Number	1 channel
Antenna Type	Integral Antenna
Antenna gain	0dBi

3.3 Independent Operation Modes

The basic operation modes are:

- A. On, RFID transmitting mode
- B. Off

3.4 Noise Generating and Noise Suppressing Parts

Refer to Circuit Diagram for further details.

3.5 Submitted Documents

- Application Form

- User Manual

4 Test Set-up and Operation Modes

4.1 Principle of Configuration Selection

Radio Spectrum: The equipment under test (EUT) was configured at its highest power output in order to measure its highest possible radiation and conducted level. The test modes were adapted accordingly in reference to the instructions for use.

Emission: The equipment under test (EUT) was configured to measure its highest possible radiation level. The test modes were adapted accordingly in reference to the instructions for use.

4.2 Test Operation and Test Software

Test operation refers to test setup in chapter 5. All tests were performed according to the procedures in ANSI C63.10: 2013.

According to clause 3.1, all tests were performed on model HH7 in this report.

4.3 Special Accessories and Auxiliary Equipment

Table 3: List of Accessories and Auxiliary Equipment

Description	Manufacturer	Model	S/N
--	--	--	--

4.4 Countermeasures to Achieve EMC Compliance

The test sample which has been tested contained the noise suppression parts as described in the Technical Construction File (TCF).

No additional measures were employed to achieve compliance.

4.5 Test Setup Diagram

Diagram of Measurement Configuration for Radiation Test (Below 1GHz)

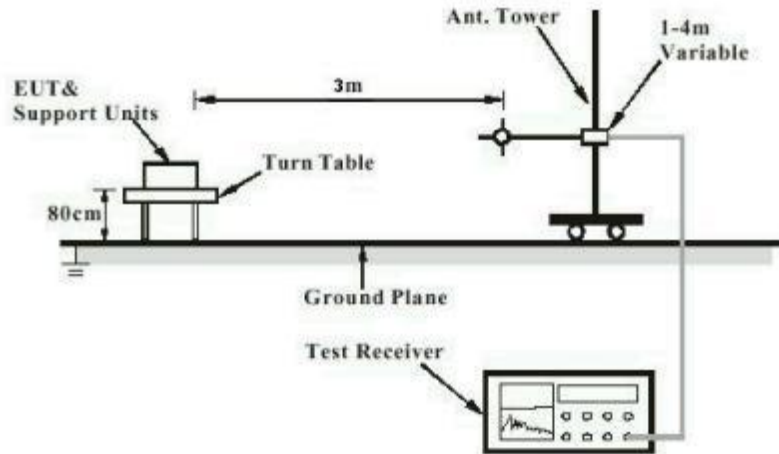


Diagram of Measurement Configuration for Radiation Test (Above 1GHz)

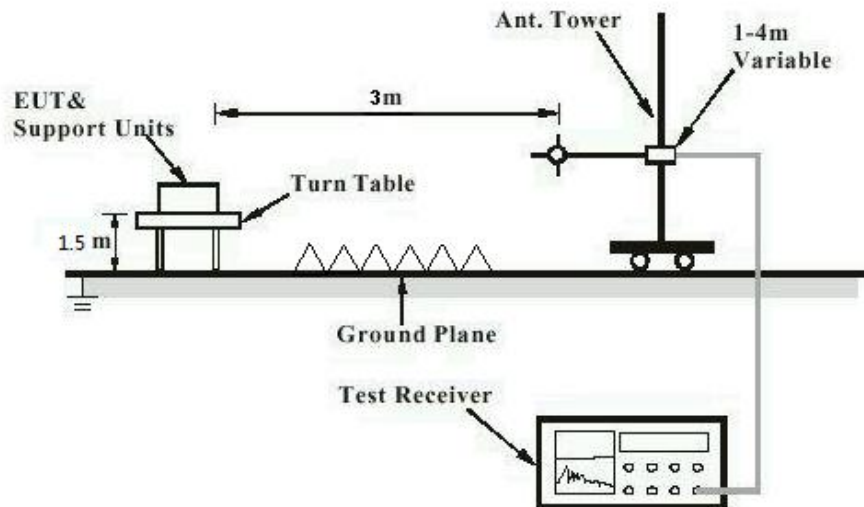


Diagram of Measurement Configuration for Conducted Transmitter Measurement

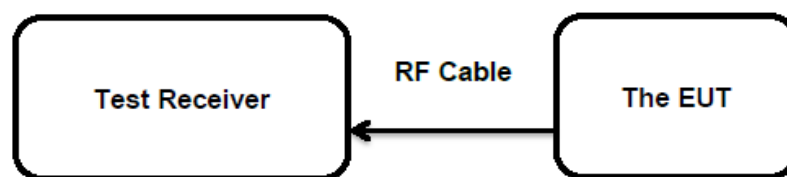
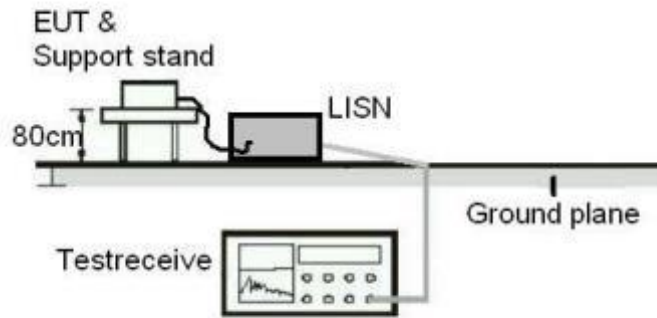


Diagram of Measurement Equipment Configuration for Mains Conduction Measurement



5 Test Results

5.1 Transmitter Requirement & Test Suites

5.1.1 Antenna Requirement

RESULT:**Pass****Test Specification**

Test standard : FCC Part 15.203

The EUT has an Integral Antenna, the directional gain of antenna of RFID is 0 dBi, and the antenna connector is designed with permanent attachment and no consideration of replacement.

Therefore the EUT is considered sufficient to comply with the provision.

Refer to EUT Photo for further details.

5.1.2 20dB Bandwidth & 99% Bandwidth

RESULT:
Pass
Test Specification

Test standard : FCC Part 15.215 (c)
 : RSS-Gen Clause 6.7
 Basic standard : ANSI C63.10: 2013
 Limits : N/A
 Kind of test site : Shielded Room

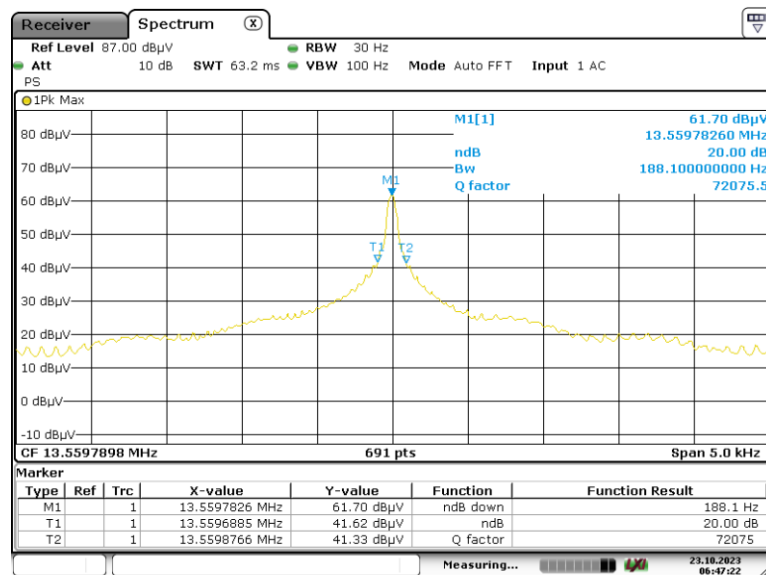
Test Setup

Date of testing : 2023-10-23
 Input voltage : DC 12V
 Operation mode : A
 Ambient temperature : 25 °C
 Relative humidity : 56 %
 Atmospheric pressure : 101 kPa

For details refer to following test result.

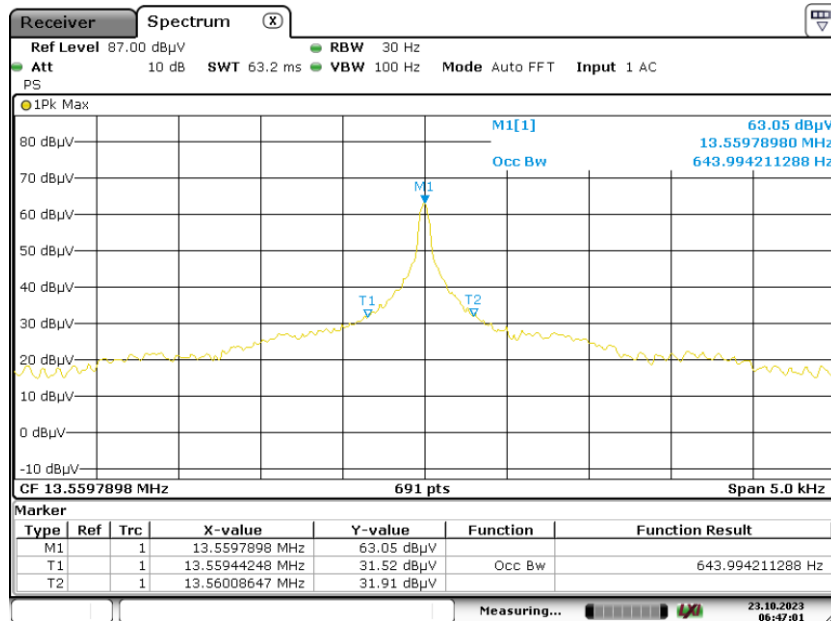
Table 4: Test Result of 20dB Bandwidth

Test Frequency (MHz)	20dB Bandwidth (KHz)	F _L (MHz)	F _H (MHz)	Limit (MHz)	Result
13.56	0.188	13.5597	13.5599	13.553-13.567	Pass

20dB bandwidth


99% bandwidth
Table 5: Test Result of 20dB Bandwidth

Test Frequency (MHz)	99% Bandwidth (KHz)	F _L (MHz)	F _H (MHz)	Limit (MHz)	Result
13.56	0.644	13.5594	13.5601	13.553-13.567	Pass



Date: 23.OCT.2023 06:47:02

5.1.3 Frequency Stability

RESULT:
Pass
Test Specification

Test standard : FCC Part 15.225 (e)
 Basic standard : ANSI C63.10: 2013
 Limits : ±0.01% of Operating Frequency (1.356 KHz)
 Kind of test site : Shielded Room

Test Setup

Date of testing : 2023-10-24
 Input voltage : DC 12V
 Operation mode : A
 Ambient temperature : 25 °C
 Relative humidity : 56 %
 Atmospheric pressure : 101 kPa

For details refer to following test result.

Table 6: Test Result of Frequency Tolerance

Test Frequency (MHz)	Test Conditions		Test Results (KHz)	Deviation (KHz)	Limit (KHz)	Result	
	Temp(°C)	Volt(V DC)					
13.56	-20	12	13559.780	0.220	±0.01% (1.356 KHz)	Pass	
	-10	12	13559.616	0.384		Pass	
	0	12	13559.639	0.361		Pass	
	10	12	13559.696	0.304		Pass	
	20	12	13559.918	0.082		Pass	
	30	12	13559.605	0.395		Pass	
	40	12	13559.925	0.075		Pass	
	50	12	13559.886	0.114		Pass	
	20	9		13559.883		0.117	Pass
		16		13559.815		0.185	Pass

Note: Deviation (kHz) = (Test Result-13.56MHz)*1000

Prüfbericht - Nr.: CN232NV4 001
Test Report No.:Seite 17 von 27
Page 17 of 27

5.1.4 Radiated Spurious Emission (In-Band & Out-Band Emissions)

RESULT:**Pass****Test Specification**

Test standard : FCC Part 15.225 (a)(b)(c)(d)
FCC Part 15.209 & 15.205

Basic standard : ANSI C63.10: 2013

Limits : Refer to FCC Part 15.209(a)

Kind of test site : 3m Semi-anechoic Chamber

Test Setup

Date of testing : 2023-10-27 to 2023-11-13

Input voltage : DC 12V

Operation mode : A

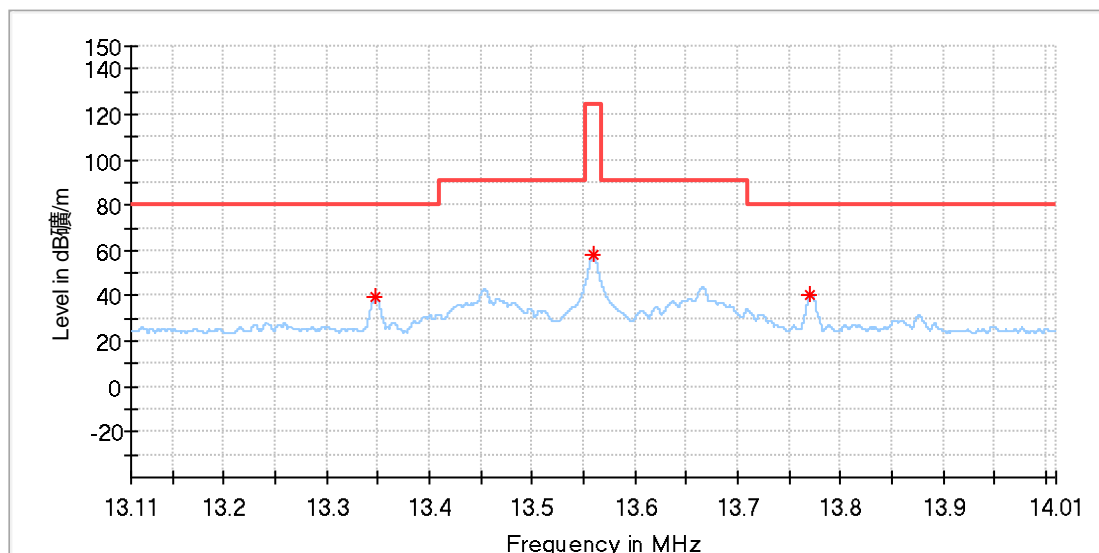
Ambient temperature : 22 °C

Relative humidity : 52 %

Atmospheric pressure : 101 kPa

Operation within the band 13.110-14.010 MHz
EUT Information

EUT Name:	NFC Door Handle
Model:	HH4 RS4
Test Mode:	NFC
Order No/Sample No:	168446327/A003577382-001
Test Voltage::	DC 12V
Remark:	Temp 23 Humi:56%
Test Standard:	Part 15.225
Tested By:	Kei Zhang
Reviewed By:	Terry Yin


Critical Freqs

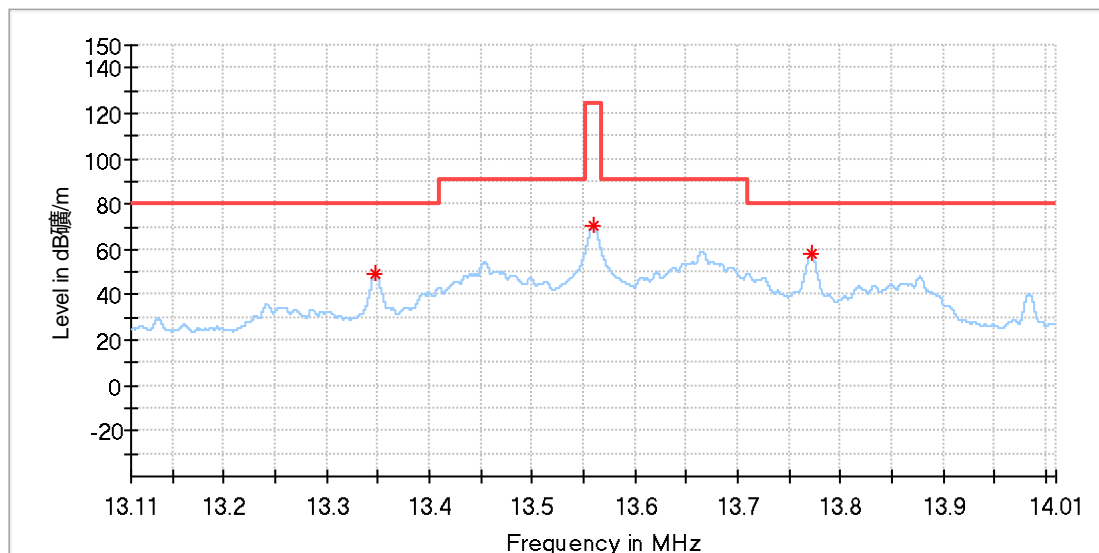
Frequency (MHz)	MaxPeak (dBµV/m)	Limit (dBµV/m)	Margin (dB)	Height (cm)	Pol	Azimuth (deg)	Corr. (dB/m)
13.347441	39.60	80.50	40.90	100.0	X	62.0	20.0
13.559735	57.83	124.00	66.17	100.0	X	79.0	20.0
13.770971	40.78	80.50	39.72	100.0	X	62.0	20.0

Final Result

Frequency (MHz)	QuasiPeak (dBµV/m)	Limit (dBµV/m)	Margin (dB)	Height (cm)	Pol	Azimuth (deg)	Corr. (dB/m)	Comment
---	---	---	---	---		---	---	

EUT Information

EUT Name:	NFC Door Handle
Model:	HH4 RS4
Test Mode:	NFC
Order No/Sample No:	168446327/A003577382-001
Test Voltage::	DC 12V
Remark:	Temp 23 Humi:56%
Test Standard:	Part 15.225
Tested By:	Kei Zhang
Reviewed By:	Terry Yin



Critical Freqs

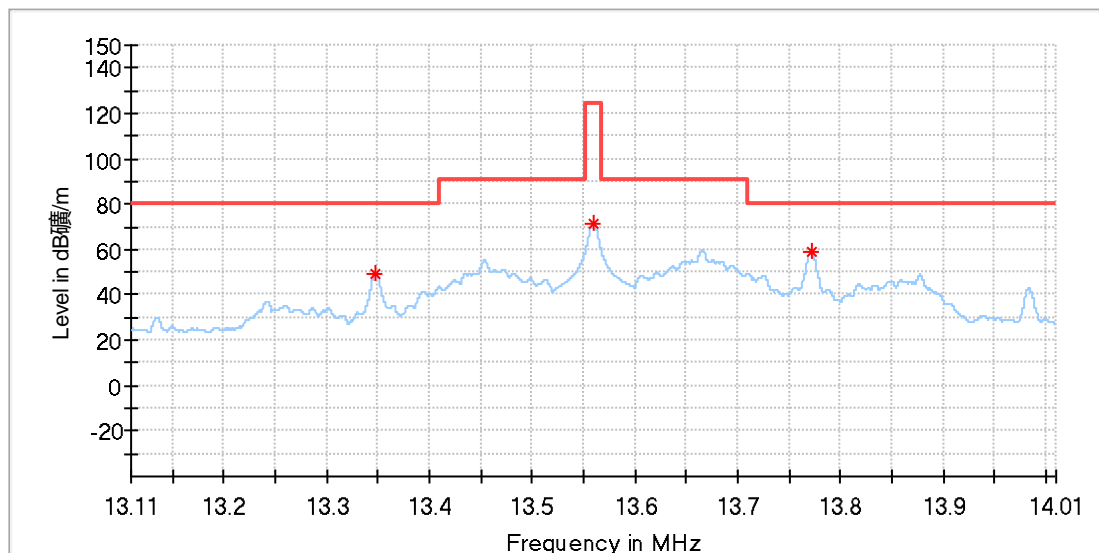
Frequency (MHz)	MaxPeak (dBµV/m)	Limit (dBµV/m)	Margin (dB)	Height (cm)	Pol	Azimuth (deg)	Corr. (dB/m)
13.347838	49.15	80.50	31.35	100.0	Y	0.0	20.0
13.559735	70.75	124.00	53.25	100.0	Y	344.0	20.0
13.771765	58.02	80.50	22.48	100.0	Y	279.0	20.0

Final Result

Frequency (MHz)	QuasiPeak (dBµV/m)	Limit (dBµV/m)	Margin (dB)	Height (cm)	Pol	Azimuth (deg)	Corr. (dB/m)	Comment
---	---	---	---	---		---	---	

EUT Information

EUT Name:	NFC Door Handle
Model:	HH4 RS4
Test Mode:	NFC
Order No/Sample No:	168446327/A003577382-001
Test Voltage::	DC 12V
Remark:	Temp 23 Humi:56%
Test Standard:	Part 15.225
Tested By:	Kei Zhang
Reviewed By:	Terry Yin



Critical Freqs

Frequency (MHz)	MaxPeak (dBµV/m)	Limit (dBµV/m)	Margin (dB)	Height (cm)	Pol	Azimuth (deg)	Corr. (dB/m)
13.347971	49.54	80.50	30.96	100.0	Z	320.0	20.0
13.559735	71.61	124.00	52.39	100.0	Z	305.0	20.0
13.771632	59.06	80.50	21.44	100.0	Z	320.0	20.0

Final Result

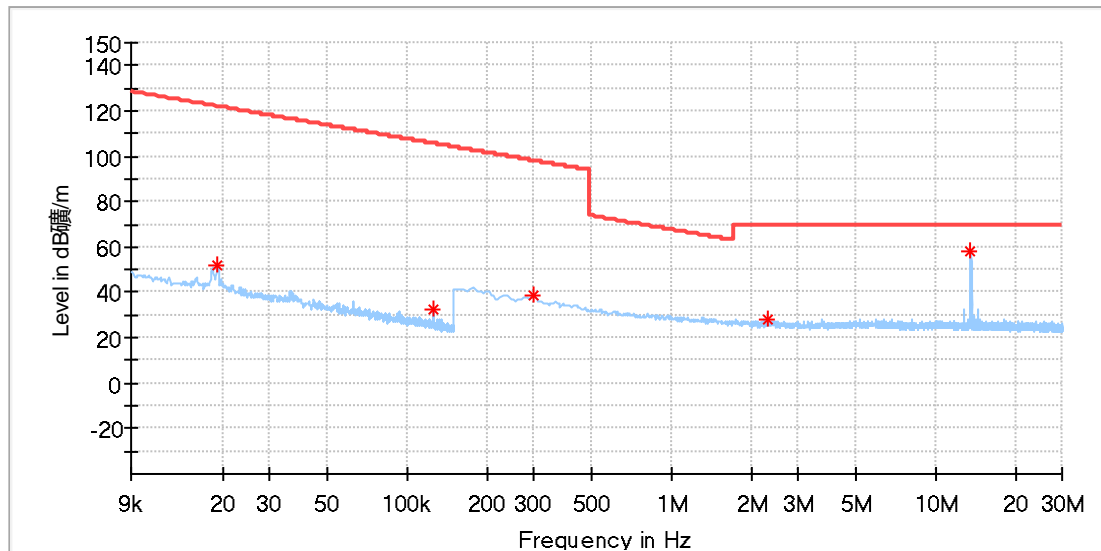
Frequency (MHz)	QuasiPeak (dBµV/m)	Limit (dBµV/m)	Margin (dB)	Height (cm)	Pol	Azimuth (deg)	Corr. (dB/m)	Comment
---	---	---	---	---		---	---	

9KHz-30MHz:

The highest emissions are the fundamentals of NFC.

EUT Information

EUT Name:	NFC Door Handle
Model:	HH4 RS4
Test Mode:	NFC
Order No/Sample No:	168446327/A003577382-001
Test Voltage::	DC 12V
Remark:	Temp 23 Humi:56%
Test Standard:	Part 15.225
Tested By:	Kei Zhang
Reviewed By:	Terry Yin


Critical Freqs

Frequency (MHz)	MaxPeak (dBµV/m)	Limit (dBµV/m)	Margin (dB)	Height (cm)	Pol	Azimuth (deg)	Corr. (dB/m)
0.019172	51.70	121.94	70.23	100.0	X	0.0	20.1
0.125124	32.85	105.65	72.80	100.0	X	67.0	20.1
0.299250	38.68	98.08	59.40	100.0	X	175.0	20.1
2.318515	27.98	69.50	41.52	100.0	X	6.0	20.2
13.560552*	/	/	11.28	100.0	X	90.0	20.5

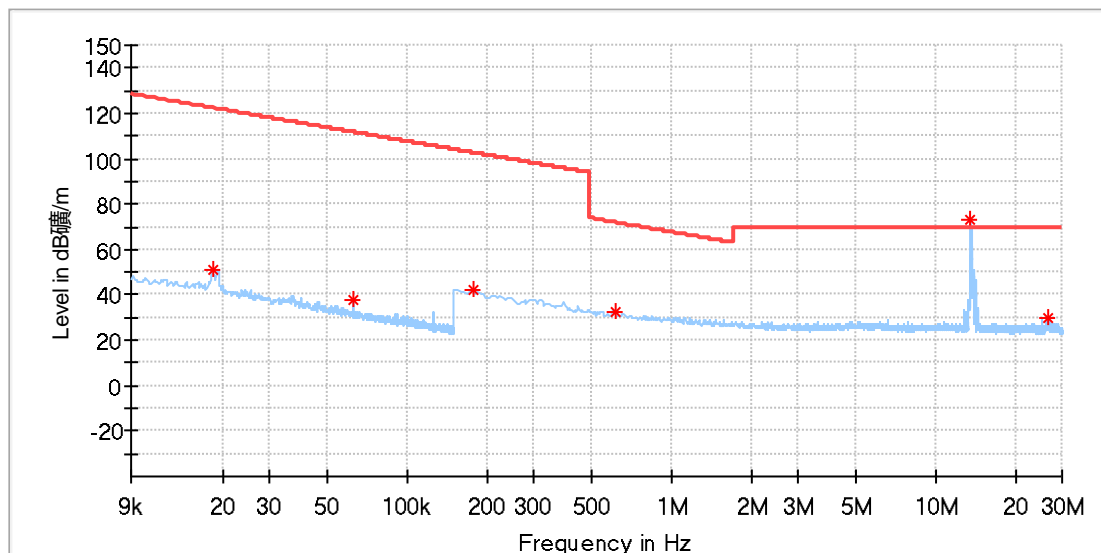
*Fundamental of NFC

Final Result

Frequency (MHz)	QuasiPeak (dBµV/m)	Limit (dBµV/m)	Margin (dB)	Height (cm)	Pol	Azimuth (deg)	Corr. (dB/m)
---	---	---	---	---		---	---

EUT Information

EUT Name:	NFC Door Handle
Model:	HH4 RS4
Test Mode:	NFC
Order No/Sample No:	168446327/A003577382-001
Test Voltage::	DC 12V
Remark:	Temp 23 Humi:56%
Test Standard:	Part 15.225
Tested By:	Kei Zhang
Reviewed By:	Terry Yin



Critical Freqs

Frequency (MHz)	MaxPeak (dBµV/m)	Limit (dBµV/m)	Margin (dB)	Height (cm)	Pol	Azimuth (deg)	Corr. (dB/m)
0.018266	51.38	122.36	70.98	100.0	Z	258.0	20.1
0.062580	37.56	111.67	74.10	100.0	Z	8.0	20.1
0.176338	41.78	102.67	60.90	100.0	Z	71.0	20.1
0.610919	32.74	71.89	39.15	100.0	Z	280.0	20.1
13.560552*	72.89	/	/	100.0	Z	311.0	20.5
26.527743	29.61	69.50	39.89	100.0	Z	119.0	20.7

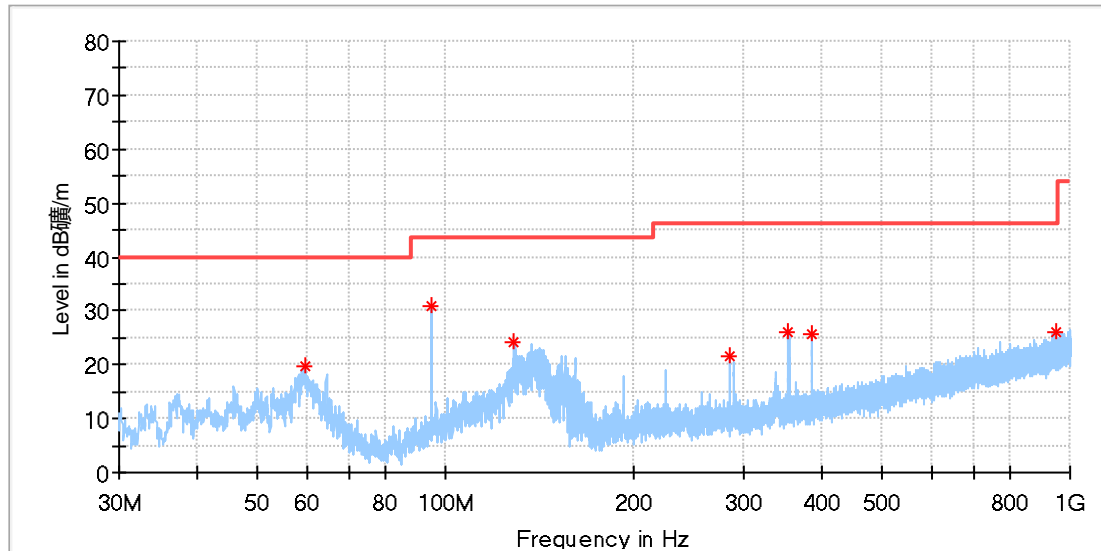
*Fundamental of NFC

Final Result

Frequency (MHz)	QuasiPeak (dBµV/m)	Limit (dBµV/m)	Margin (dB)	Height (cm)	Pol	Azimuth (deg)	Corr. (dB/m)
---	---	---	---	---		---	---

30MHz-1000MHz:
EUT Information

EUT Name:	NFC Door Handle
Model:	HH4 RS4
Test Mode:	NFC
Order No/Sample No:	168446327/A003603961-001
Test Voltage::	DC 12V
Remark:	Temp 23 Humi:56%
Test Standard:	Part 15.225
Tested By:	Kei Zhang
Reviewed By:	Terry Yin


Critical Freqs

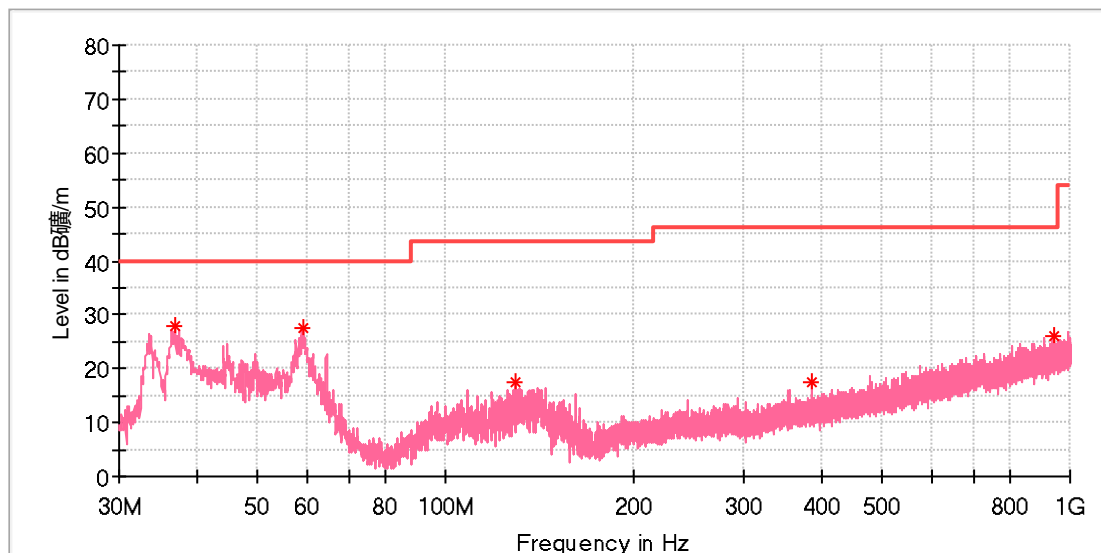
Frequency (MHz)	MaxPeak (dBµV/m)	Limit (dBµV/m)	Margin (dB)	Height (cm)	Pol	Azimuth (deg)	Corr. (dB/m)
59.547692	19.56	40.00	20.44	100.0	H	113.0	-19.2
94.915385	30.77	43.50	12.73	100.0	H	140.0	-20.1
128.902692	24.36	43.50	19.14	100.0	H	269.0	-22.1
284.736923	21.77	46.00	24.23	100.0	H	208.0	-17.0
354.315769	26.07	46.00	19.93	100.0	H	0.0	-15.1
386.475000	25.56	46.00	20.44	100.0	H	64.0	-14.4
950.119615	26.03	46.00	19.97	100.0	H	329.0	-4.9

Final Result

Frequency (MHz)	QuasiPeak (dBµV/m)	Limit (dBµV/m)	Margin (dB)	Height (cm)	Pol	Azimuth (deg)	Corr. (dB/m)
---	---	---	---	---		---	---

EUT Information

EUT Name:	NFC Door Handle
Model:	HH4 RS4
Test Mode:	NFC
Order No/Sample No:	168446327/A003603961-001
Test Voltage::	DC 12V
Remark:	Temp 23 Humi:56%
Test Standard:	Part 15.225
Tested By:	Kei Zhang
Reviewed By:	Terry Yin



Critical Freqs

Frequency (MHz)	MaxPeak (dBµV/m)	Limit (dBµV/m)	Margin (dB)	Height (cm)	Pol	Azimuth (deg)	Corr. (dB/m)
36.864615	27.92	40.00	12.08	100.0	V	280.0	-21.5
59.211923	27.53	40.00	12.47	100.0	V	114.0	-19.2
129.014615	17.42	43.50	26.08	100.0	V	133.0	-22.1
386.736154	17.51	46.00	28.49	100.0	V	0.0	-14.4
944.113077	26.06	46.00	19.94	100.0	V	235.0	-4.9

Final Result

Frequency (MHz)	QuasiPeak (dBµV/m)	Limit (dBµV/m)	Margin (dB)	Height (cm)	Pol	Azimuth (deg)	Corr. (dB/m)
---	---	---	---	---		---	---

Prüfbericht - Nr.: CN232NV4 001
Test Report No.:

Seite 26 von 27
Page 26 of 27

5.1.5 Conducted Emissions on AC Mains

RESULT:

N/A

Test Specification

Test standard : FCC Part 15.207(a)
Basic standard : ANSI C63.10: 2013
Limits : FCC Part 15.207(a)
Kind of test site : Shielded Room

DC powered only, not designed to be connected to the public utility AC power network, thus not required.

6 Photographs of the Test Set-Up

For photographs of the test set-up, refer to the appendix A.

7 List of Tables

Table 1: List of Test and Measurement Equipment.....	6
Table 2: Technical Specification of EUT	8
Table 3: List of Accessories and Auxiliary Equipment.....	10
Table 4: Test Result of 20dB Bandwidth.....	14
Table 5: Test Result of 20dB Bandwidth.....	15
Table 6: Test Result of Frequency Tolerance	16