

# user manual

## Fond Entertainment

- ▷ Unfold: at the bottom to move forwards.
- ▷ Fold: against the bottom to press.

### **Notes:**

- ▷ Under the screen range not to be covered or to be stuck, for there're sensors and the infrared ports integrated.
- ▷ When loading the rear seats and adjusting the rate of recline of the front seats, screen to be folded.
- ▷ Instructions about cleaning the screen, see notes on page 253!








## Remote control

### In the middle of the armrest in the fond




Equipment in the middle of armrest

## Menu navigation

Button	Functionality
	Rod Rotation: Choice of menu item to mark.
	Middle Node Press: Choice to confirm.
	Arrow buttons Press: Tables to change
	Main Menu to be demonstrated
	Previous Menu to be shown
	Menu "option" to be called up
	Sender, title of chapter to be changed
	Volume of speaker to be adjusted
	Switch for volume setting left / right

## Battery change



1. Press on the rear cover like arrow 1; Slide the cover forwards like arrow 2, and then remove it
2. Chang battery
3. Put the rear cover back



Old batteries should be put into a chemical garbage box or given back to BMW Service.

## Headphones

### Headphones connection

Connection possibilities through:

- Stereo jack plugs 3.5 mm, see page 0, at DVD players in the fond
- Infrared interface at the bottom of the screen

Inquiring BMW Service to make sure which infrared Headphones from the infrared interface supported.