


Remote control


In the centre armrest in the rear



Upright or horizontal storage in the centre armrest.

Menu guidance

Press the button Function



Turn the wheel: highlights a menu item.

Press middle button: confirm selection.

Press the arrow buttons: switches between screens.



Calls up the main menu.



Displays the previous menu.



Calls up the "Options" menu.



Switches stations, tracks or chapters.

Keep button pressed: fast forward/rewind.



Adjusts the volume.



Switches over for left/right volume adjustment.

The send time of the remote control is limited in accordance with legal regulations. Pressing or

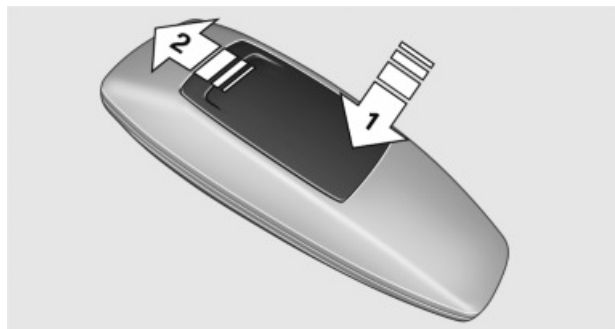
turning the relevant button again allows a function to be executed again.

Changing the batteries



No rechargeable batteries

Do not use rechargeable batteries, otherwise their contents can lead to damage. ◀



1. Remove the cover. To do so, press the cover, arrow 1, and push forwards, arrow 2.
2. Insert batteries of the same type.
3. Close the cover.



Dispose of old batteries at an authorised collecting point or hand them in to a Service Centre.