


Tamper proof process for Wireless card

Dell TJ860 and Lexmark 30B0520


Part 1: Add epoxy glue to fix the metal shield and cover EPROM.

View #1:




View #2:

Epoxy glue



Part 2: Additional solder added to assembly.

Solder added to clasp in two locations to keep the mini card from being removed.



Solder added to antenna connection.