



TEST REPORT

No.I18N00940-SAR

For

Spectralink Corp

Wifi/BT handset

Model Name: 9553

With

Hardware Version: PIO

Software Version: vF03

FCC ID: IYG95XX

Issued Date: 2018-08-10

Designation Number: CN1210

Note:

The test results in this test report relate only to the devices specified in this report. This report shall not be reproduced except in full without the written approval of SAICT.

Test Laboratory:

Shenzhen Academy of Information and Communications Technology

Building G, Shenzhen International Innovation Center, No.1006 Shennan Road, Futian District,
Shenzhen, Guangdong, P. R. China 518026.

Tel: +86(0)755-33322000, Fax: +86(0)755-33322001

Email: yewu@caict.ac.cn, website: www.cszit.com



Picture 1: Front side of the sample



Picture 2: Back side of the sample




Picture 3: Left Hand Touch Cheek Position



Picture 4: Left Hand Tilt 15° Position



Picture 5: Right Hand Touch Cheek Position




Picture 6: Right Hand Tilt 15° Position


Test positions for body:



Picture 7: Front – Side (10mm)



Picture 8: Rear – Side (10mm)




Picture 9: Left – Side (10mm)



Picture 10: Right – Side (10mm)



Picture 11: Top – Side (10mm)



Picture 12: Bottom – Side (10mm)



TEST REPORT

No.I18N00939-SAR

For

Spectralink Corp

Wifi/BT handset

Model Name: 9540

With

Hardware Version: PIO

Software Version: vF03

FCC ID: IYG95XX

Issued Date: 2018-08-10

Designation Number: CN1210

Note:

The test results in this test report relate only to the devices specified in this report. This report shall not be reproduced except in full without the written approval of SAICT.

Test Laboratory:

Shenzhen Academy of Information and Communications Technology

Building G, Shenzhen International Innovation Center, No.1006 Shennan Road, Futian District,
Shenzhen, Guangdong, P. R. China 518026.

Tel: +86(0)755-33322000, Fax: +86(0)755-33322001


Email: yewu@caict.ac.cn, website: www.cszit.com




Picture 1: Front side of the sample



Picture 2: Back side of the sample



Picture 3: Left Hand Touch Cheek Position



Picture 4: Left Hand Tilt 15° Position




Picture 5: Right Hand Touch Cheek Position



Picture 6: Right Hand Tilt 15° Position

Test positions for body:



Picture 7: Front – Side (10mm)



Picture 8: Rear – Side (10mm)



Picture 9: Left – Side (10mm)



Picture 10: Right – Side (10mm)



Picture 11: Top – Side (10mm)



Picture 12: Bottom – Side (10mm)