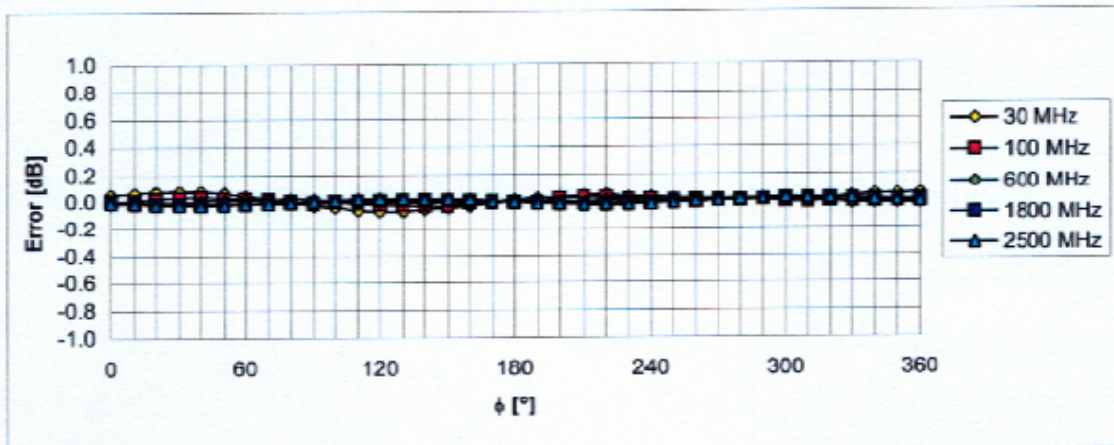
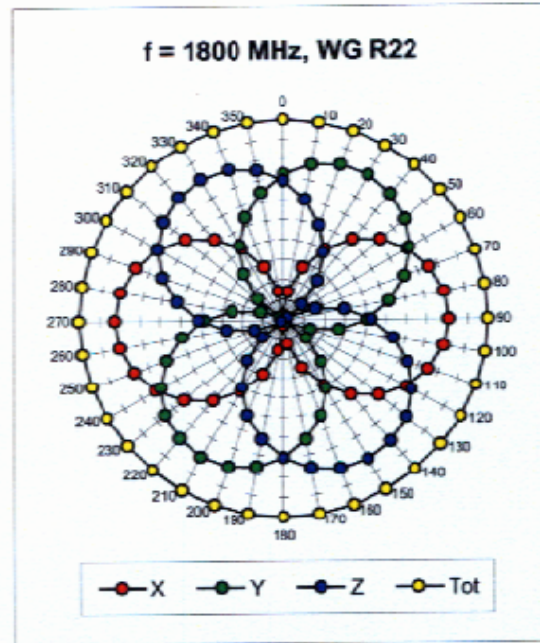
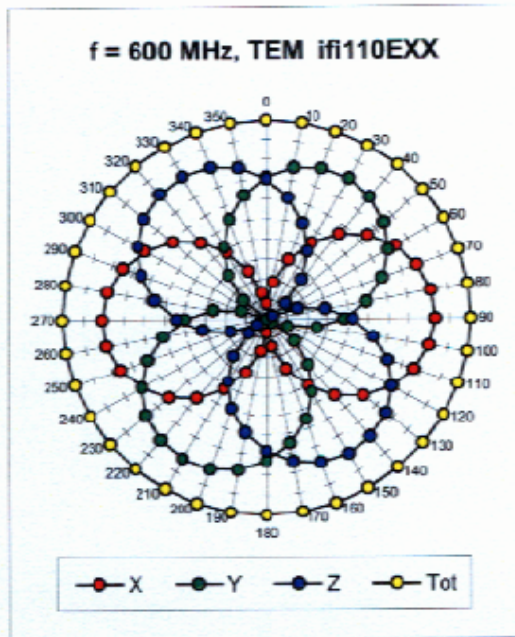


EX3DV4 SN:3576

April 20, 2006

### Receiving Pattern ( $\phi$ ), $\theta = 0^\circ$



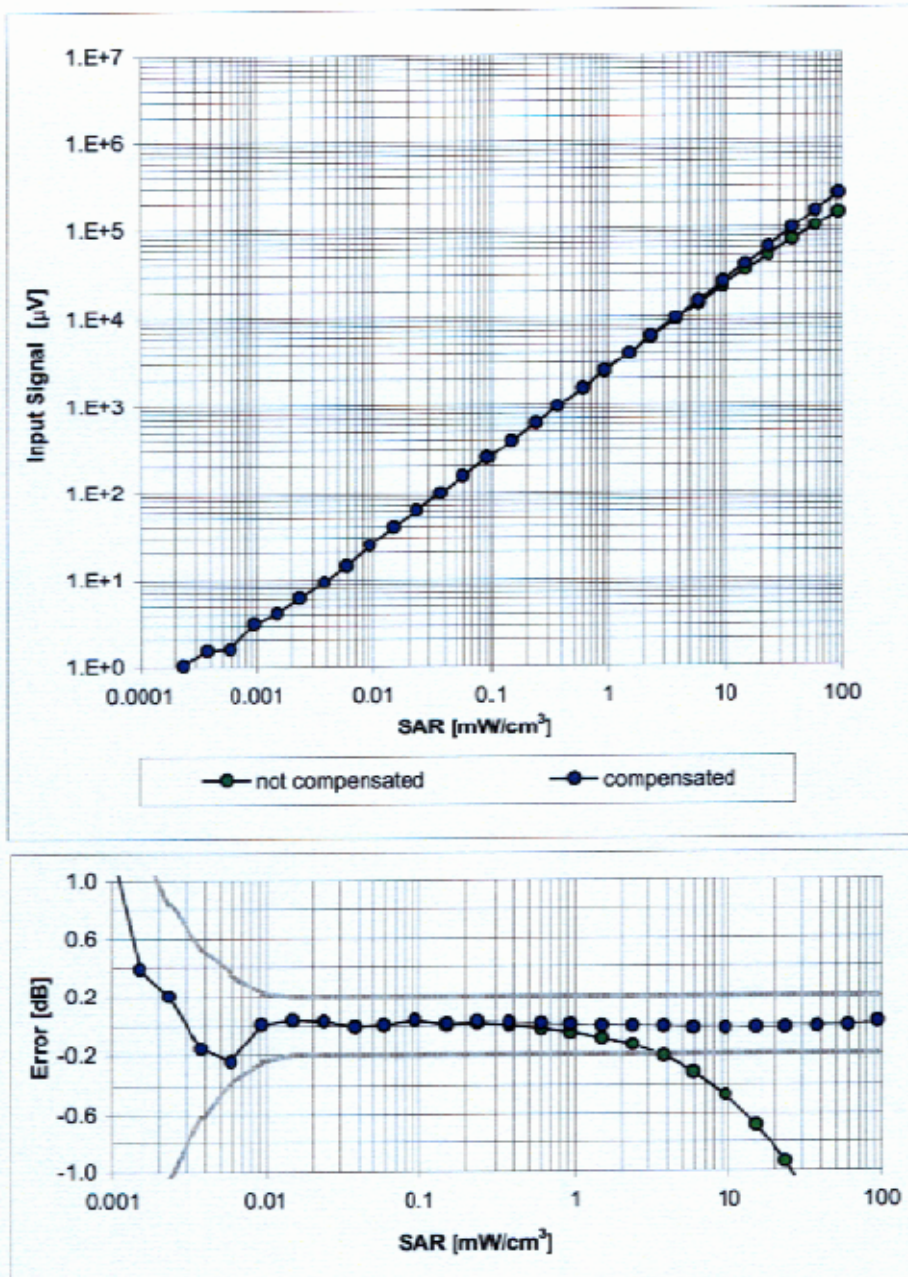
Uncertainty of Axial Isotropy Assessment:  $\pm 0.5\%$  (k=2)

EX3DV4 SN:3576

April 20, 2006

## Dynamic Range $f(\text{SAR}_{\text{head}})$

(Waveguide R22,  $f = 1800$  MHz)

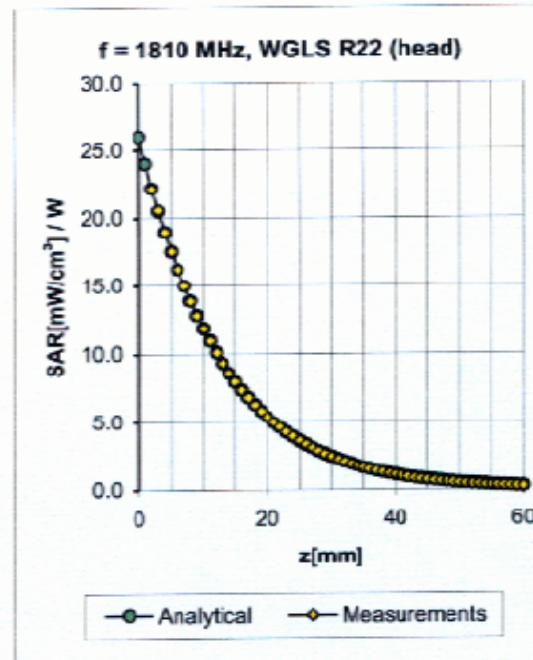
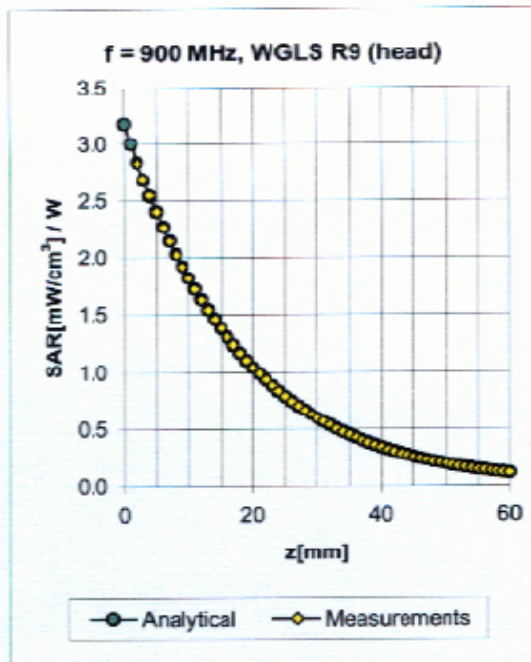
Uncertainty of Linearity Assessment:  $\pm 0.6\%$  ( $k=2$ )



EX3DV4 SN:3576

April 20, 2006

## Conversion Factor Assessment



f [MHz]	Validity [MHz] <sup>c</sup>	TSL	Permittivity	Conductivity	Alpha	Depth	ConvF Uncertainty
900	± 50 / ± 100	Head	41.5 ± 5%	0.97 ± 5%	0.77	0.63	8.12 ± 11.0% (k=2)
1810	± 50 / ± 100	Head	40.0 ± 5%	1.40 ± 5%	0.27	1.14	7.29 ± 11.0% (k=2)
5500	± 50 / ± 100	Head	35.6 ± 5%	4.96 ± 5%	0.35	1.75	4.06 ± 13.1% (k=2)
5800	± 50 / ± 100	Head	35.3 ± 5%	5.27 ± 5%	0.32	1.75	3.89 ± 13.1% (k=2)
5500	± 50 / ± 100	Body	48.6 ± 5%	5.65 ± 5%	0.35	1.80	3.74 ± 13.1% (k=2)
5800	± 50 / ± 100	Body	48.2 ± 5%	6.00 ± 5%	0.32	1.80	3.85 ± 13.1% (k=2)

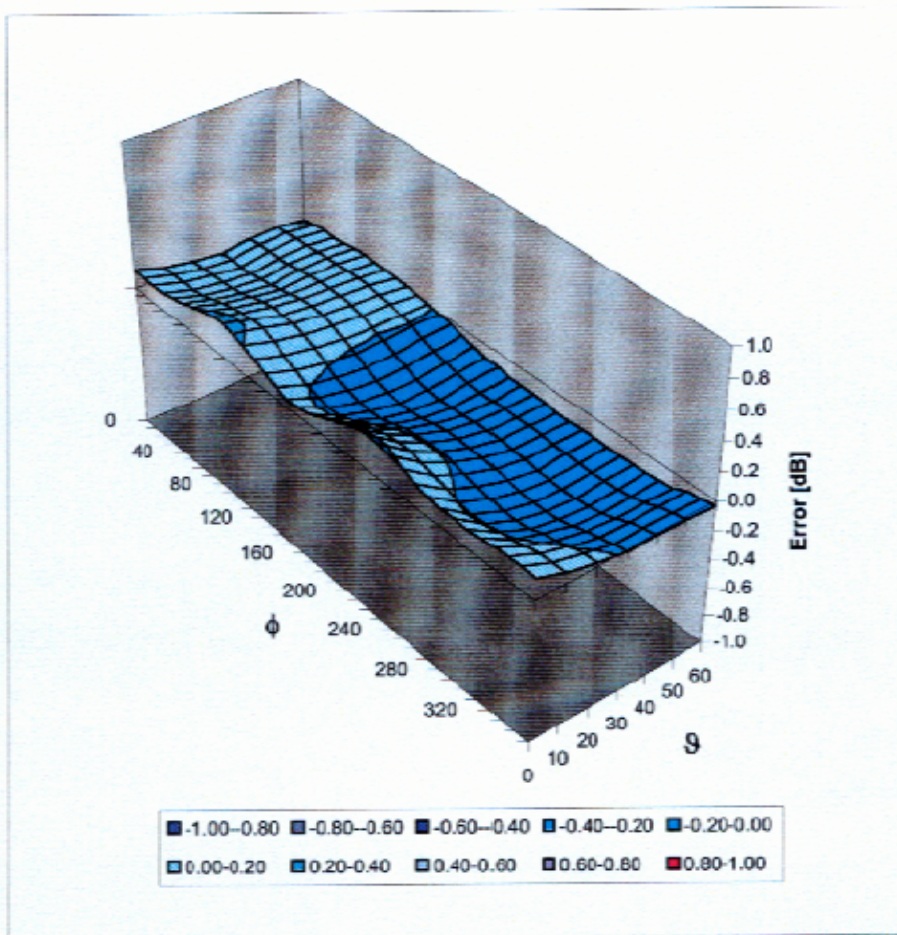
<sup>c</sup> The validity of ± 100 MHz only applies for DASY v4.4 and higher (see Page 2). The uncertainty is the RSS of the ConvF uncertainty at calibration frequency and the uncertainty for the indicated frequency band.

EX3DV4 SN:3576

April 20, 2006

### Deviation from Isotropy in HSL

Error ( $\phi$ ,  $\theta$ ),  $f = 900$  MHz



Uncertainty of Spherical Isotropy Assessment:  $\pm 2.6\%$  ( $k=2$ )