



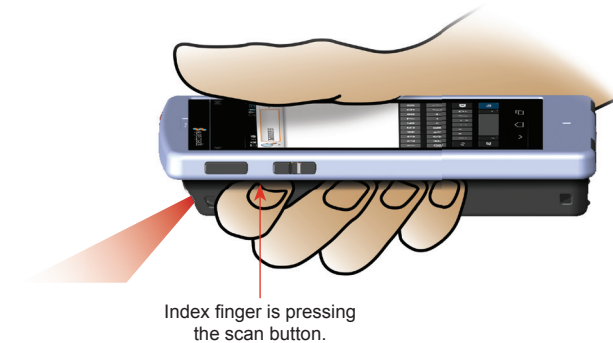
Corporate Sync

If supported in your facility, your PIVOT supports over-the-air synchronization with corporate contacts, email and calendars. Contact your system administrator for details on how to set this up on your device.



Barcode Reader (8753 only)

The barcode reader is activated by an application that utilizes the scanned barcode as data. Both 1D and 2D types of barcodes can be scanned. Open the application that requires a barcode scan and hold the device in a horizontal position and press the scan button. The data is entered in the text field.



Applications in Webview

Applications that have been specifically developed for your facility are opened by tapping a shortcut widget in the Application box.



Push-to-Talk

If activated in your facility, the PTT feature allows your PIVOT to operate in a group broadcast mode, where a single handset can transmit to multiple listeners, like a two-way radio.

Spectralink SAFE

If available in your facility, the Spectralink SAFE application receives and can respond to signs of distress. As programmed by your administrator, the device may send an alarm if it senses running, becomes unusually tilted, or is still for a period of time. Any of these conditions might indicate that the user is in trouble and needs help. The Spectralink SAFE application can also enable a Panic button that will place an emergency call when pressed.

Battery Pack

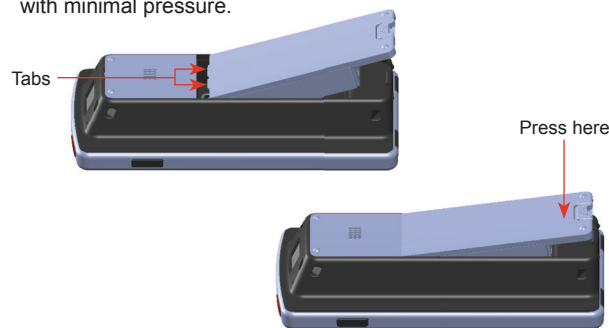
The Battery Pack can be removed and charged in the Quad Charger which is especially designed for shift use. The battery itself clips into a carrier and does not need to be removed from the carrier before charging it in the Quad Charger.

Always start every shift with a fully charged battery.

Removal: Slide the carrier latch towards the phone body to remove the Battery Pack.



Replacement: To replace the Battery Pack, slip the tabs at the top of the carrier into the corresponding slots at the top of the battery cavity. Gently press the bottom of the Battery Pack until it snaps into place. The Battery Pack should snap into position with minimal pressure.



PIVOT Quick Start Guide Spectralink 87-Series Handsets



Welcome to PIVOT by Spectralink

Your PIVOT handset combines the familiarity of an Android smartphone with the advanced functionality and durability needed for a workplace environment. It is a WorkSmart device. Contact your system administrator for information about what capabilities are configured for your facility.

The unique spine design permits a comfortable grip no matter the size of one's hand. In this document we have demonstrated two different grips. It may take some getting used to, but as you use your PIVOT, you will find that it gives superior performance in every functional area.

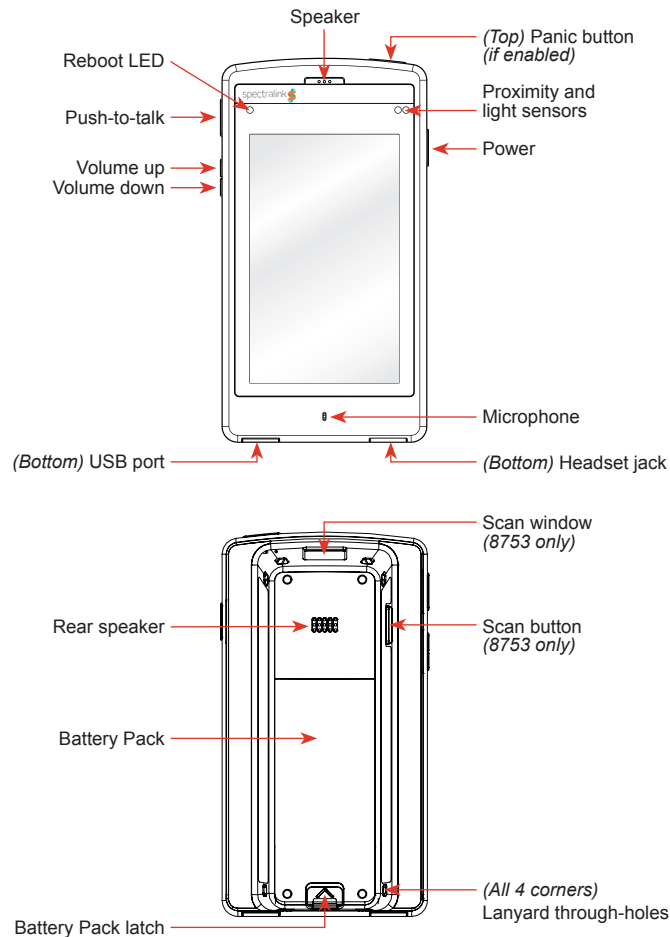
Spectralink applications are translated into French, German, Spanish and Italian but we have retained the long list of languages offered by Android. If you select a different language, labels associated with specialized applications may appear in English.

Instructions for using standard Android features are readily available online. Specialized Spectralink applications follow these same usage guidelines. Use this document as a starting place to explore PIVOT and learn a new way of working smart.

The complete PIVOT by Spectralink User Guide is available online at <http://support.spectralink.com>.

Carrying Accessories

- Two clips styles are available: Both the clothespin-style and button-style easily attach to a belt or other firm edge.
- Cross-body lanyard hugs the body for secure carrying and quick access.
- Silicone bumper protects your PIVOT without interfering with use.



Charging with the USB Cable

Charge PIVOT fully before using it. An all-night charge is best.



Caution

The phone must be ON to be charged. Ensure your phone is turned on when charging it. It will not charge when it is turned off.



Dialer

PIVOT's Dialer easily makes calls by free dialing, through selecting recent calls or contacts from the People application or by selecting contacts from a corporate directory if enabled in your facility.



Contact Information

Spectralink Corporation

US Location

800-775-5330
2560 55th Street
Boulder, CO 80301
info@spectralink.com

European Location

+45 7560 2850
Spectralink Europe ApS
Langmarksvej 34
8700 Horsens
infodk@spectralink.com

Copyright Notice

© 2014 Spectralink Corporation All rights reserved. Spectralink™, the Spectralink logo and the names and marks associated with Spectralink's products are trademarks and/or service marks of Spectralink Corporation and are common law marks in the United States and various other countries. All other trademarks are property of their respective owners. No portion hereof may be reproduced or transmitted in any form or by any means, for any purpose other than the recipient's personal use, without the express written permission of Spectralink Corporation.

All rights reserved under the International and pan-American copyright Conventions. No part of this manual, or the software described herein, may be reproduced or transmitted in any form or by any means, or translated into another language or format, in whole or in part, without the express written permission of Spectralink Corporation.

Do not remove (or allow any third party to remove) any product identification, copyright or other notices.

Notice

Spectralink Corporation has prepared this document for use by Spectralink personnel and customers. The drawings and specifications contained herein are the property of Spectralink and shall be neither reproduced in whole or in part without the prior written approval of Spectralink, nor be implied to grant any license to make, use, or sell equipment manufactured in accordance herewith.

Spectralink reserves the right to make changes in specifications and other information contained in this document without prior notice, and the reader should in all cases consult Spectralink to determine whether any such changes have been made.

NO REPRESENTATION OR OTHER AFFIRMATION OF FACT CONTAINED IN THIS DOCUMENT INCLUDING BUT NOT LIMITED TO STATEMENTS REGARDING CAPACITY, RESPONSE-TIME PERFORMANCE, SUITABILITY FOR USE, OR PERFORMANCE OF PRODUCTS DESCRIBED HEREIN SHALL BE DEEMED TO BE A WARRANTY BY SPECTRALINK FOR ANY PURPOSE, OR GIVE RISE TO ANY LIABILITY OF SPECTRALINK WHATSOEVER.