

WHA YU INDUSTRIAL CO., LTD. (HEAD OFFICE)
TAI HWA ELECTRONIC CO., LTD.(CHINA)
SHANGHAI HUA YU ELECTRONIC CO., LTD.(CHINA)
AEON TECH CO., LTD. (CHINA)

SPECIFICATION FOR APPROVAL

CUSTOMER: 環隆電氣股份有限公司


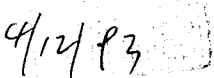
PART NAME: 2.4G RF Antenna

PART NO.:

REVISION:

W. Y. P/NO.: C492-510032-A

REV.: XI

	MANUFACTURER SIGNATURE	CUSTOMER SIGNATURE
APPROVED BY :		
DATE :		

WHA YU GROUP

WHA YU INDUSTRIAL CO., LTD.(HEAD OFFICE)

譚裕實業股份有限公司

Address: #70 Shui Li Road, Hsin Chu City, Taiwan, R.O.C.

Tel: +886-3-5714225(REP.)

Fax: + 886-3-5713853 · + 886-3-5723600

TAI HWA ELECTRONIC CO., LTD. (CHINA)

台樺電業製品廠

Address: Pak Ho District, Hiu Street Town, Dong Guan City, Guangdong, China

Tel: + 86-769-5599375 · + 86-769-5912375

Fax: + 86-769-5599376

HUA HONG INTERNATIONAL LTD.

華弘國際有限公司

Rm.1103A, President Commercial Centre, 608 Nathan Road, Mong Kok, Kowloon, Hong Kong

Tel: + 86-852-27712210

Fax: + 86-852-23843747

SHANGHAI HUA YU ELECTRONIC CO., LTD. (CHINA)

上海譚裕電子有限公司

Address: 3586, Wai Qing Song Road, Qing Pu County, Shanghai China

Tel: + 86-21-59741348 · + 86-21-59744101~4

Fax: + 86-21-59741347

SU ZHOU AEON TECH CO., LTD. (CHINA)

蘇州華廣電通有限公司

Address: Limin North Road, LiLi Town, LiLi Industrial Park, LinHu Economic Zone

Wujiang City, Jiangsu Province, China

Tel: + 86-512-63627980

Fax: + 86-512-63627981

INDEX

<i>Item</i>	<i>Content</i>	<i>Page</i>
1.	天線規格表 1
2.	成品圖 2
3.	測試報告 3~5
4.	Cable 規格 6~7
5.	天線桿套材質特性 8~14
6.	天線固定座材質特性 15
7.	膠水特性及黏著力 16~20

RF Antenna Cable Assembly

Specification

1. Electrical Properties :

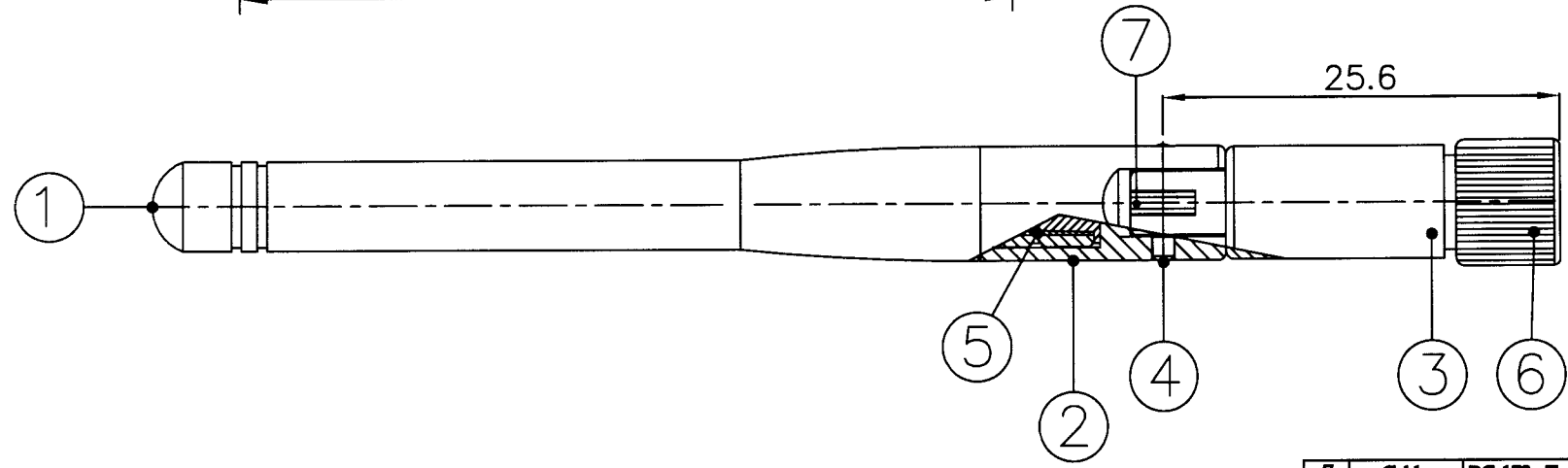
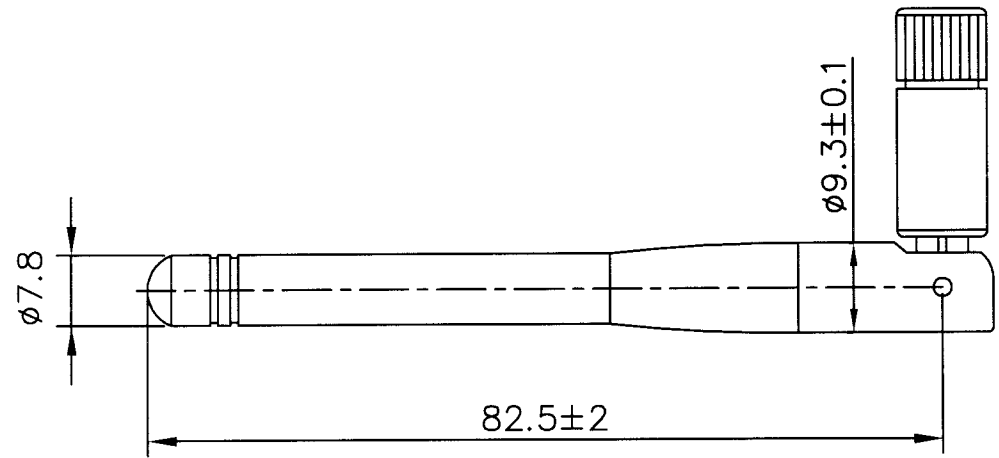
- 1.1 Frequency Rang..... 2.4GHz ~ 2.5GHz
- 1.2 Impedance 50 Ω Nominal
- 1.3 VSWR 1.92 Max.
- 1.4 Return Loss..... -10dB Maximum
- 1.5 Electrical Wave..... 1/2 λ Diople
- 1.6 Gain..... 1.8 dBi
- 1.7 Admitted Power..... 1W

2. Physical Properties :

- 2.1 Cable..... RG-178 Cable
- 2.2 Antenna Cover..... TPE
- 2.3 Antenna Base..... PC
- 2.4 Operating Temp. -20 $^{\circ}$ C ~ +65 $^{\circ}$ C
- 2.5 Storage Temp. -30 $^{\circ}$ C ~ +75 $^{\circ}$ C
- 2.6 Color Black
- 2.7 Connector..... SMA Plug Reverse


CG-

REV	DATE	DESCRIPTION
XI	04/09-2004	New Issue

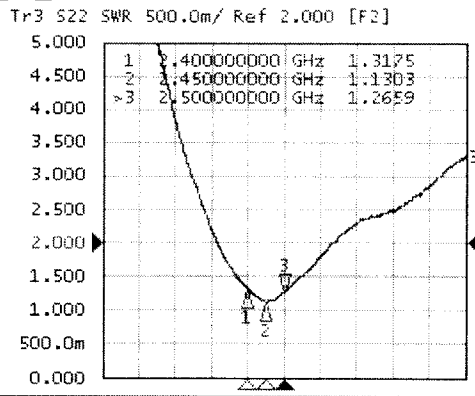
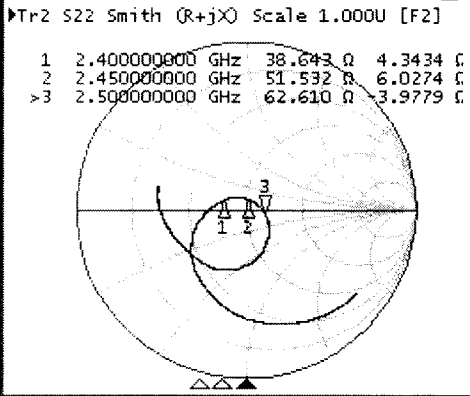
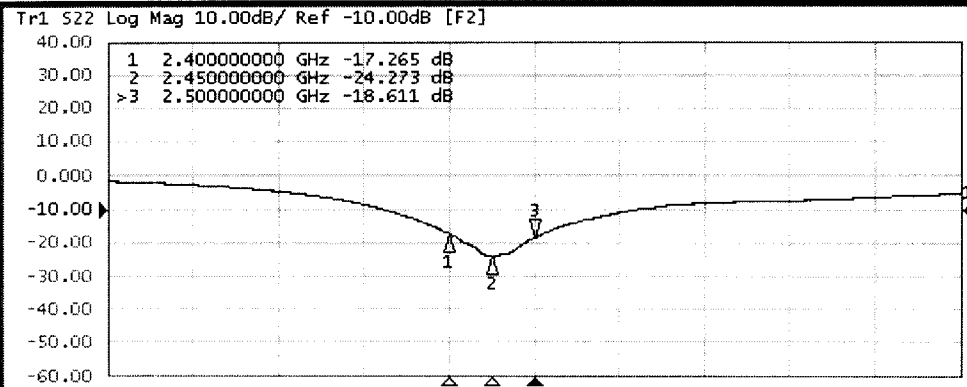


NO	DESCRIPTION	QTY	REMARK
7	Cable	RG-178, Translucent Brown ; 50 Ω	1
6	Connector	SMA Straight Plug/Reverse	1
5	Ground Tube	Brass, Ni plated	1
4	Rivet	Brass, Cr Plated (Black)	2
3	Antenna Base	PC; Color: Black	1
2	Antenna Base	PC; Color: Black	1
1	Antenna Cover	TPE; Color: Black	1

CUSTOMER'S SIGNATURE	XX	±3.0	APPROVED	CUSTOMER: 環隆電氣股份有限公司
	X	±2.0	Checked	
	X	±1.0	Checked	
	XX	±0.5	Checked	
	XXX	±0.1	DRAWING	
				PART NO :
				PARTNAME: RF Antenna Assembly
				W.Y P/NO : C492-510032-A
				REV UNIT FILE :
				XI m/m SHEET : 1/1



Wha Yu
INDUSTRIAL CO.,LTD.
 華裕實業股份有限公司
 THIS DRAWING, AND ITS INHERANT DESIGN CONCEPTS, ARE THE PROPERTY OF WHA YU AND AS SUCH MAY NOT BE COPIED, REPRODUCED, OR GIVEN TO THIRD PARTIES WITHOUT THE WRITTEN CONSENT OF WHA YU.

1 Active Ch/Trace 2 Response 3 Stimulus 4 Mkr/Analysis 5 Instr State



- Recall State
- State01
- State02
- State03
- State04
- State05
- State06
- State07
- State08
- File Dialog...
- Return

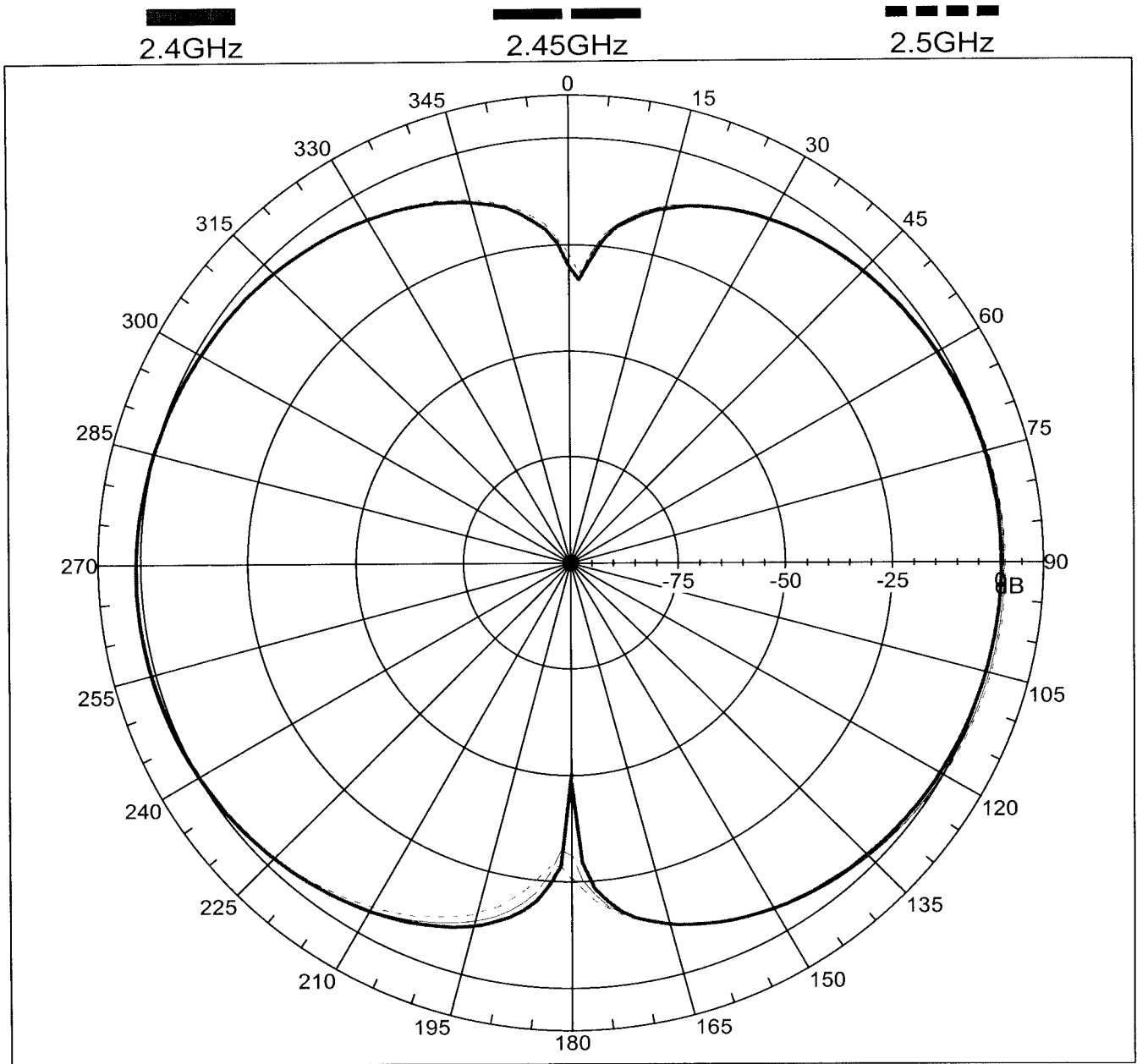
1 Start 2 GHz IFBW 70 kHz Stop 3 GHz [Exit] [Cor]




譚裕實業股份有限公司

WHA YU INDUSTRIAL CO., LTD

Far-field amplitude of 2.4GHz small dipole antenna-E-plane.nsi

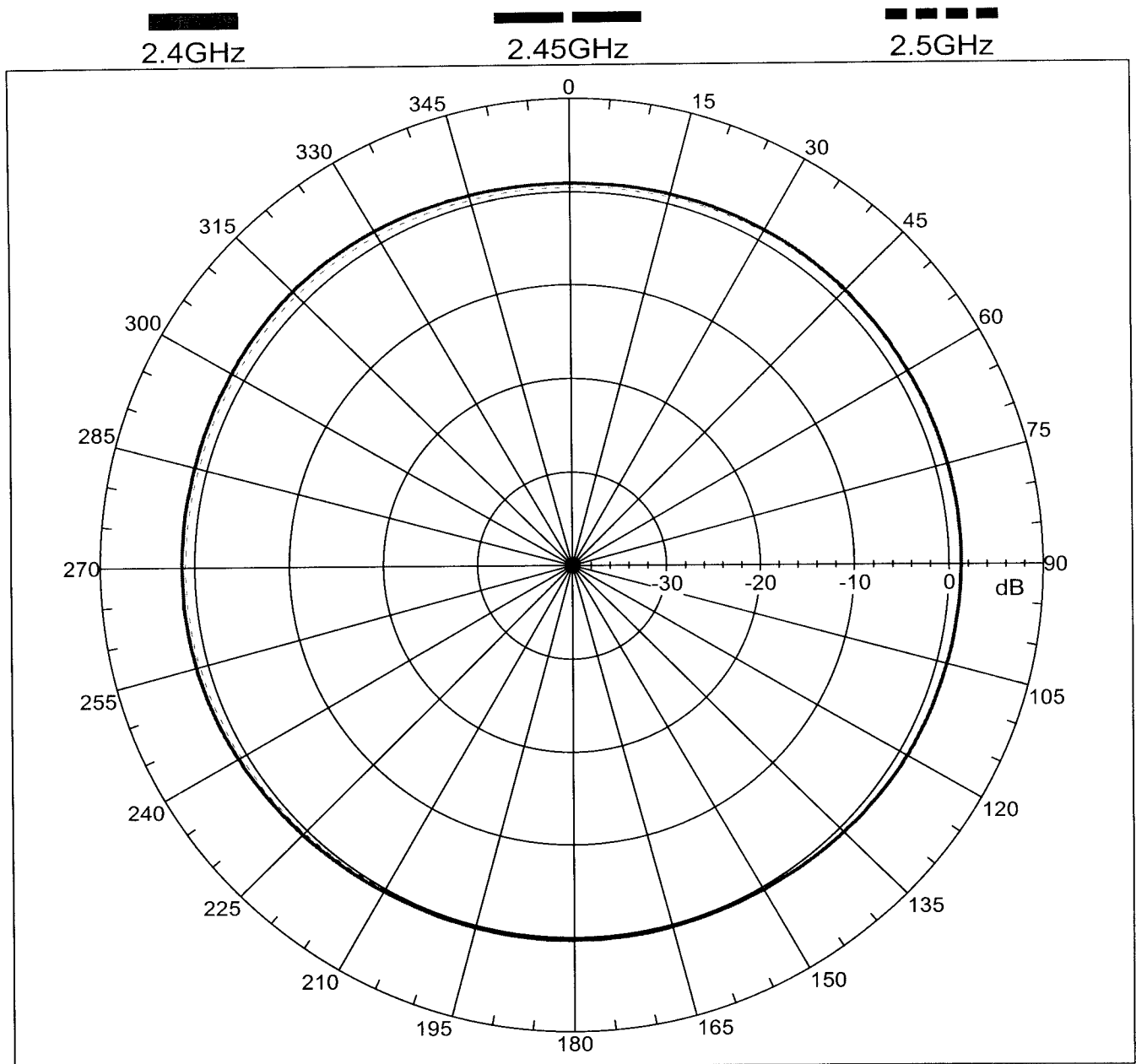




譚裕實業股份有限公司

WHA YU INDUSTRIAL CO., LTD

Far-field amplitude of 2.4GHz small dipole antenna-H-plane.nsi

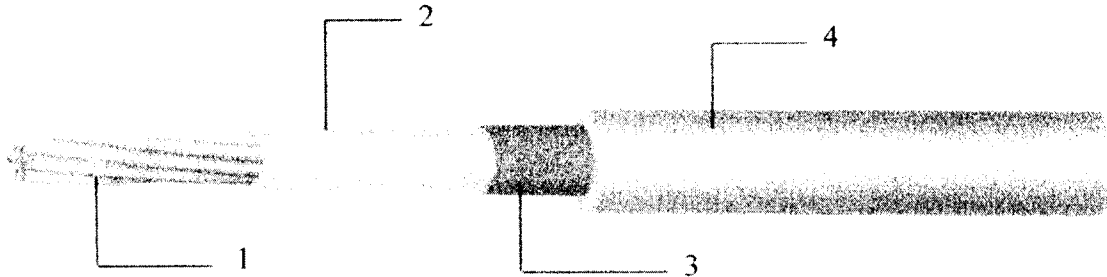


RG 178 B/U	FEP INSULATED HIGH-FREQUENCY COAXIAL CABLE	PAGE	1 / 2
PRODUCT STANDARD		ISSUED	21. Oct. 2003
		REVISED	

I - Scope


This specification presents a FEP insulated high-frequency coaxial cable AWG 30, 1.8 mm O.D. for internal wiring of electronic equipment, such as Computer / Notebook with wireless communication systems.

II - Construction



Item		Unit	Details
1. Inner Conductor	Material	—	CP-AG
	Composition	No./mm	AWG 30 or 7 × 0.1
	Dia. (approx.)	mm	0.305
2. Dielectric	Material	—	Extruded FEP
	Nom. O.D.	mm	0.84 ± 0.05
	Color	—	Natural
3. Outer Conductor	Material	—	Silver coated copper
	Composition	—	Braided (16 / 3 / 0.1)
	Dia. (approx)	mm	1.29 ± 0.07
4. Jacket	Material	—	Extruded FEP
	Dia.	mm	1.80 ± 0.08
	Color	—	Standard color is Light Orange

Note :



MADE BY
 APPROVALS

Shen Bin Chao
Shen Bin Chao

Nizing Electric Co., Ltd.


11-15 Santai Rd., Hsinchuang, Taipei Hsien, 242, Taiwan, R.O.C.
 Tel: 02-29016164 Fax: 29050644 E-mail: shenbinnizing@yahoo.com.tw

RG 178 B/U	FEP INSULATED HIGH-FREQUENCY COAXIAL CABLE	PAGE	2 / 2
PRODUCT STANDARD		ISSUED	21. Oct. 2003
		REVISED	

III – Characteristics

Item	Unit	Specified Value	Note
Temperature Rating	°C	-55 ~ +200	
Voltage Lasting	V	1000	
Dielectric strength	—	Dielectric core: No breakdown at AC 3 kv for 0.2 sec.	Spark test
		Jacket: No breakdown at AC 3 kv for 0.2 sec.	Spark test
Characteristic Impedance	Ω	50 ± 2	TDR method
Capacitance	pF / ft	29.4	
Attenuation. (Max.)	dB/100ft	16.0	100.0 MHz
		33.0	400.0 MHz
		52.0	1.0 GHz
		94.0	3.0 GHz
Approx. Weight	g / m	7.68	

Note :



MADE BY
APPROVALS

Shen Bin Chao

Arnitel

polyether esters
polyetherester
esters de polyether

天線桿套材質特性表



Units Einheiten Unites	EM400	EM460	EL550	EL630	EL740	PL380
	1.12	1.16	1.20	1.23	1.27	1.18
°C	195	185	202	212	221	197
μ m/m.k	220	160	180	140	110	150
°C	\	\	110	115	120	\
°C	130	150	180	200	200	145
°C	\	50	85	115	150	\
%	0.30	0.30	0.20	0.20	0.15	0.40
%	0.75	0.70	0.55	0.60	0.90	7.0
*	HB	HB	HB	HB	HB	HB
Mpa	55	110	220	375	900	60
Mpa	4.0	7.1	13.2	20.2	26.9	3.5
Mpa	5.4	9.0	15.7	23	22.6	5.2
Mpa	8.4	11.4	16.6	22.0	26.3	8.5
Mpa	17	21	32	40	45	16
%	700	800	600	600	360	450
kJ/m ²	NB	NB	NB	NB	NB	NB
kJ/m ²	NB	NB	NB	NB	200	NB
kJ/m ²	NB	NB	NB	NB	9	NB
kJ/m ²	NB	NB	20	4	4	NB
	38	45	55	63	74	38
MV/m	\	\	\	\	\	\
Ω.cm	5*10 ¹⁴	10 ¹⁴	10 ¹⁴	10 ¹⁴	10 ¹²	10 ¹²
Ω	>10 ¹³	>10 ¹⁴	>10 ¹⁴	>10 ¹⁴	>10 ¹⁰	>10 ¹³
\	4.1	\	\	3.8	\	4.7
\	4.0	4.4	4.0	3.4	3.3	4.4
x10 ¹⁴	10	\	\	3.8	\	310
x10 ¹⁴	170	350	400	350	300	350
\	800	800	600	600	600	800
\	600	600	600	800	800	600

Arnitel

2.2 Product coding

The structure of the Arnitel productcodes is illustrated with the following example:

U M 55 1 - V

Thermoplastic elastomer type:

- E = polyether ester; polyether = PTHF
- P = polyether ester; polyether = PEO/PPO
- U = polyester ester; (with extra urethane linkages)

Indication of viscosity range or processing technique

- L, M = injection moulding and extrusion
- B = blow moulding grade

Indication of hardness (Shore D)

Serial number

Indication of additives, performance

- H = heat-stabilized
- L = light/UV stabilized
- V = flame-retardant (not V-0)
- S = flame-retardant (V-0)

Figure 2.2: Arnitel product coding

2.3 Product portfolio

The Arnitel productrange is available with a hardness from 38 to 74 Shore D. The general Arnitel grades are shown in table 2.2. In order to enhance the flexibility of the portfolio a set of masterbatches (a.o. for heat, UV, etc) are on offer (refer to § 2.4).

Because of the development of these masterbatches heat stabilised Arnitel P is suggested for application areas where thermo-oxidative stability is an issue. For applications where colour and UV stability is required, the Arnitel E range is advised.

	Shore D					
	38	40	46	55	63	74
Arnitel E		EM400	EM460	EL550 EM550	EL630 EM630	EL740 EM740
Arnitel P	PL380		PL460	PL580 PM581		
Arnitel U				UM551 UM551-V UM552 UM552-V	UM622	

Table 2.2: Arnitel productrange for general purpose

Besides these multi-purpose grades, specialty grades can be offered for specific purposes and/or application areas. These grades are not intended for regular sales and are therefore restricted. Permission from marketing is needed before sampling is initiated.

	Arnitel E	Arnitel P	Arnitel U
Automotive			
• CVJ boots	EB460 EB463 EB464		
• Boyplugs		PL380-M0	
Extrusion			
• Roofing foil	EM402-L		

Table 2.3: Examples of specialty grades

DSM Engineering Plastics

Arnitel® EL630/EM630

2.8.31 General:

Arnitel is the brand name of a series polyester based thermoplastic elastomers. These polymers combine excellent processability with good elastomeric properties between -40 and 200°C. Arnitel EL630 and EM630 are excellent materials for injection moulding and extrusion applications respectively. The chemical structure of Arnitel EL630/EM630 is shown below.

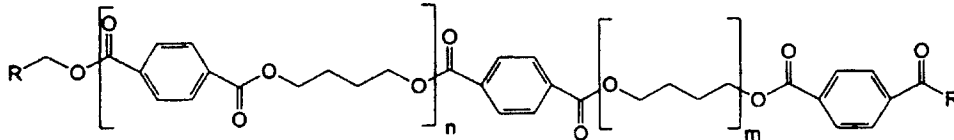


Figure 2.9: Chemical structure of Arnitel EL630/EM630.

Another way of writing the structure of Arnitels is shown below in Figure 2.



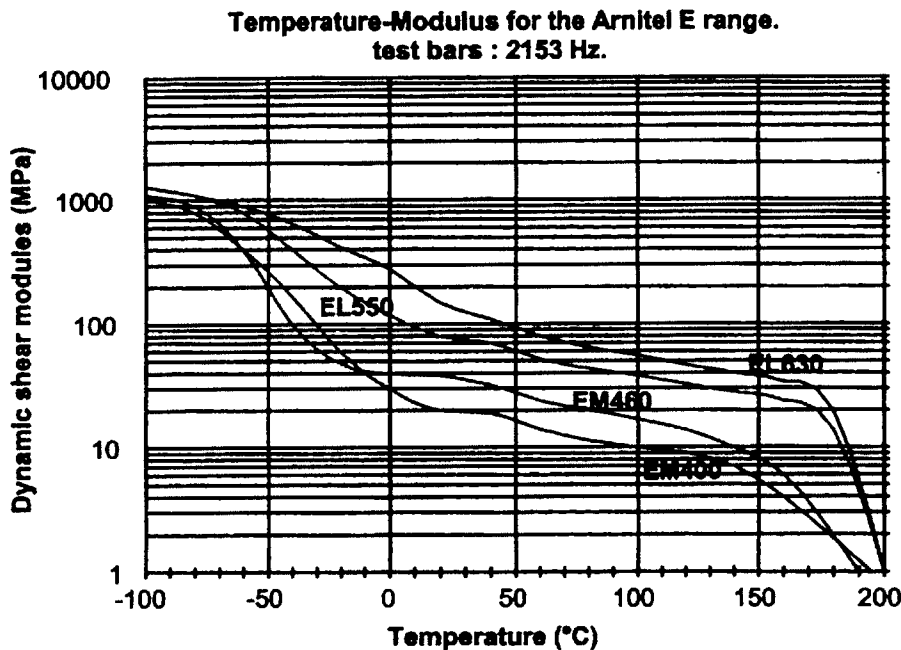
Figure 2.10: Simplified structure of Arnitel EL630/EM630.

Arnitel EL630/EM630 is TOSCA registered (including DSL-Canada) under CAS 37282-12-5

2.8.32 Thermal properties:

- **Modulus-temperature behaviour:**

The materials have a glass transition at circa -40°C and a typical melting point at 213°C. The modulus-temperature behaviour is shown in graph 2.76, for comparison, accompanied by other Arnitel E types.



Graph 2.76: Modulus-temperature behaviour of Arnitel EL630/EM630.

DSM Engineering Plastics

Arnitel® EL630/EM630

Although information on performance at higher temperatures may be extracted from the above shown graph, a Vicat or HDT are shown in table 2.29.

analysis	SI unit	typical data	test method
Vicat A	(°C)	200	ISO 306/A
Vicat B	(°C)	125	ISO 306/B
HDT-B	(°C)	115	ISO 75-1

Table 2.29: Vicat and HDT data on Arnitel® EL630 and EM630

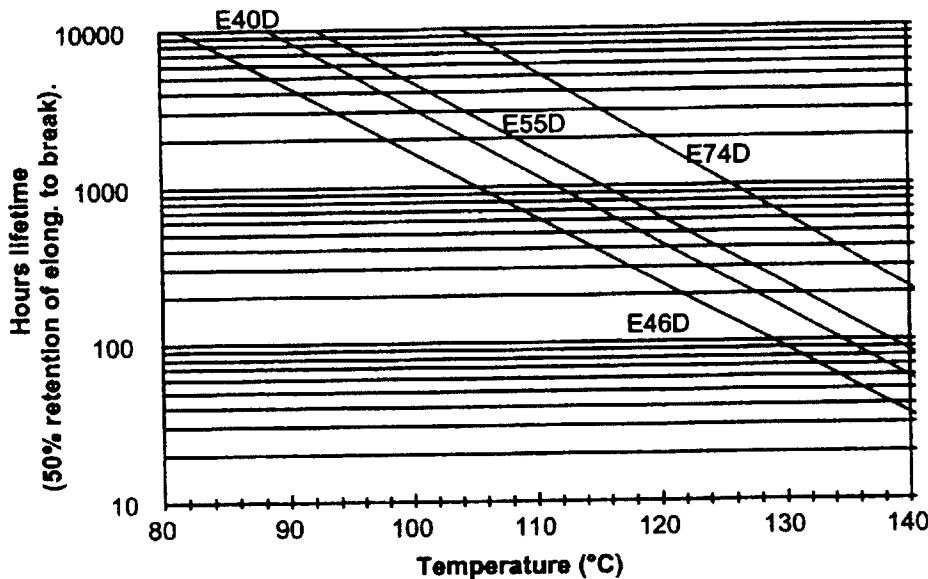
Arnitel EL630 and EM630 have a melting point of 213°C as found in the second heating curve of a DSC. The polymer will crystallize at 155°C using a 20°C/min cooling rate. The thermal expansion coefficient of Arnitel EL630/EM630 and is $140 \cdot 10^{-4} \mu\text{m/m.K}$.

• **Heat aging:**

Arnitel EL630/EM630 shows an optimum between heat resistance and colour stability. Heat aging for EL630/EM630 is under test at this moment, however the data will be between EL550 and EL740. Arrhenius curves of thermo-oxidative heat aging are shown in graph 2.77. Criterium chosen is retention of 50% original elongation at break.

Heat aging of Arnitel E40D, 46D, 55D and 74D.

Natural products, Arrhenius plot.



Graph 2.77: Heat stability for Arnitel E-range.

Heat ageing can be improve using a stabilisation masterbatch, however for heat stabilisation the P-range is preferred for it's excellence in performance. These data can be found in the Arnitel properties summary or an Arnitel P datasheet.

2.8.33 Processing and Handling:

Arnitel EL630/EM630 is a polyester with a density of 1.12 g/cm^3 according ISO 1183.

Due to the polyester nature of these materials it is of major importance to store the material dry prior to processing. Materials packaged in sealed packaging should have a moisture content lower then 500 ppm. The polymer will contain 0.12% moisture in 50% RH and 0.58% water after saturation in water. Both numbers are in equilibrium.

If samples have become wet during storage a drying step of 24 hours 120°C (or 6 hours 140°C) prior to use will prevent degradation of the material during processing combined with an eventual loss of properties. The air or nitrogen will have to have a dew point of at least -30°C.

DSM Engineering Plastics

Arnitel® EL630/EM630

• **Processing:**

Arnitel EL630/EM630 shows a single melting point at 195°C in DSC. Processing conditions are shown in the table below.

polymer	zone 1	zone 2	zone 3	additional	melt	mold
EL630	225	230	235	235	225-235	20-50
EM630	225	230	235	235	235	50

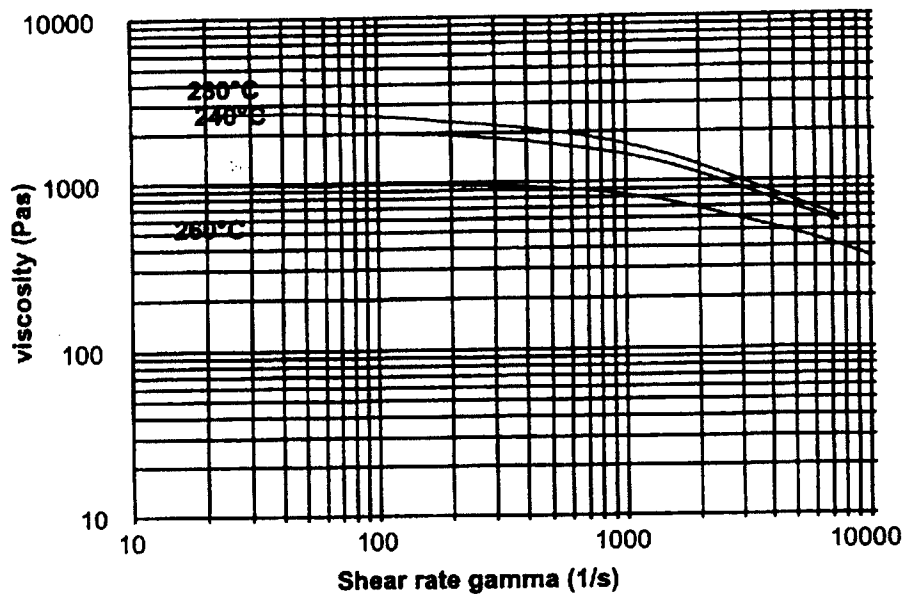
All temperatures are in °C.

Table 2.30: Processing conditions for Arnitel EL630 and Arnitel EM630.

• **Rheology:**

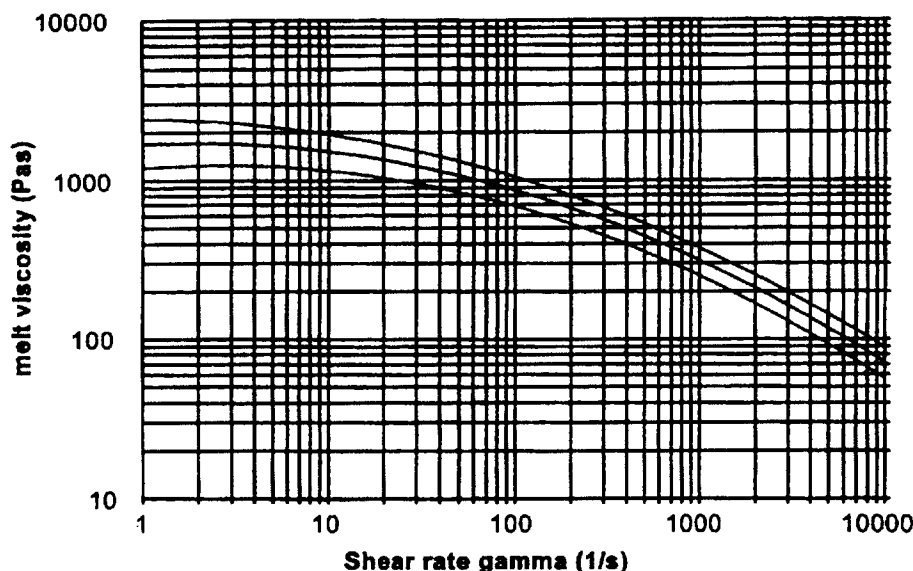
The temperature depending melt viscosity of Arnitel EL630/EM630 and are shown below in graph 2.80 and 2.81 respectively.

**Shear rate dependent of the melt viscosity of Arnitel EL630.
Effect of melt temperature.**



Arnitel® EL630/EM630

Capillar melt viscosity of Arnitel EM630.
240, 250 and 260°C.



Graph 2.80 and 2.81: Temperature dependency of the melt viscosity for Arnitel EL630 and EM630 .

The MFI values are shown in table 2.31.

		EL630	EM630	
MFI 230°C	g/10 min		7	ISO 1133
MFI 240°C	g/10 min	30		ISO 1133

Table 2.31: MFI for Arnitel EL630/EM630.

• Use of regrind:

Arnitel can readily be recycled. If the MFI of the regrind is up or down to four points higher, 20% can be recycled. A difference of 2 MFI points allows up to 50% of regrind. Obviously the regrind should be dried properly before use.

2.8.34 Mechanical properties:

If Arnitel EL630 or Arnitel EM630 are processed properly the materials will have mechanical properties as shown in table 2.32.

Mechanical property	SI Unit	typica data*		test method
		EL630	EM630	
Hardness	Shore D	63	63	ISO 868
Tensile modulus (1 mm/min)	MPa	330	330	ISO 527
Tensile strength (50 mm/min)	MPa	30	30	ISO 527
Strain at break	%	350	350	ISO 527
Tensile stress at 5% strain	Mpa	11.5	11.5	
Tensile stress at 10% strain	Mpa	15.9	15.9	
Tensile stress at 50% strain	Mpa	17.3	17.3	
Tear strength Graves	KN/m	145	145	DIN53515
Izod notched 23°C (73°F)	KJ/m²	NB	NB	ISO 180/1A
Izod notched -30°C (-22°F)	KJ/m²	4	4	ISO 180/1A
Charpy notched 23°C (73°F)	KJ/m²	NB	NB	ISO 179/1eA
Charpy notched -30°C (-22°F)	KJ/m²	12	12	ISO 179/1eA

Data for dry natural materials.

NB: No Break

Table 2.32: mechanical properties of Arnitel® EL630.

Arnitel® EL630/EM630

• **Abrasion:**

Arnitels show good abrasion resistance in both Taber and DIN 53516 abrasion tests. Data are shown in the Arnitel general property overview (also included in the EPIC)

2.8.35 Flame retardancy:

Arnitel EL630 and EM630 show in an ISO1210/A flammability test a burning rate leading to a classification FH-1. Flame retardancy can be improved using a halogenated or halogen free FR masterbatch.

2.8.36 Electrical properties:

Arnitel EL630/EM630 can be used for cable jacketing applications. If the material is in permanent contact with copper a copper stabilisation package should be added. If the copper wires are coated with a tin layer, no stabilisation is necessary. The electrical properties are shown in table 33.

Electrical property	SI Unit	typical data*		test method
		EL630	EM630	
Dielectric strength	KV/mm	22	22	IEC 243-1
Relative permittivity (ϵ_r) at 1 kHz	-	4.4	4.4	IEC 250
Dissipation factor ($\tan \delta$) at 1kHz	-	0.019	0.019	IEC 250
Comparative tracking index	-	600	600	IEC 112
Volume resistivity	$10^{14} \Omega \cdot \text{cm}$	1	1	IEC 93
Surface resistivity	$10^{14} \Omega$	1	1	IEC 93

Table 2.33: Typical electrical properties of Arnitel® EL630 and EM630.

2.8.37 Chemical resistance:

Arnitel EL630 and EM630 are sensitive to strong bases and strong acids, especially at elevated temperatures. In some halogenated hydrocarbons (like tetrachloroethane), the materials (partially) dissolve. For a full review on chemical resistance of Arnitel EL630 and EM630 request the chemical resistance brochure.

• **Hydrolysis**

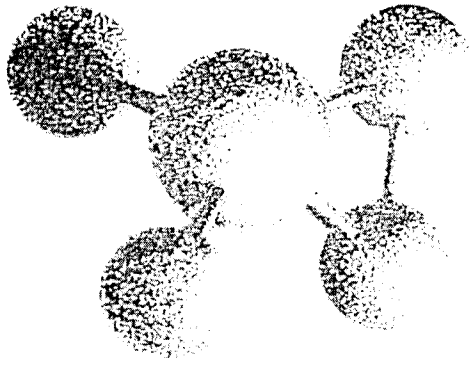
Like all polyesters Arnitel are sensitive to moisture, however Arnitels are more stable to water than e.g. PET and PBT. graph 2.84 shows the hydrolytic stability of Arnitel EL630 at 100°C and in steam (120°C). For improved hydrolysis stability, using a polycarbodiimid containing masterbatch like Stabaxol® in an option. To maintain all other properties use a masterbatch based on polyester. Data on the Stabaxol stabilised grade are shown in graph 2.85.

■ Panlite L-1250Z

Category	Unit	Test Method	Condition	L-1250Z 100
Melt volume flow rate	cm ³ /10min	ISO 1133	300°C load 1.2kg	8
Density	kg/m ³	ISO 1183	—	1200
Water absorption rate	%	ISO 62	in water 23°C24h	0.2
Light transmission	%	ASTM D 1003	thickness 3mm	88
Refractive index	—	ASTM D 542	—	1.585
Tensile modulus	MPa	ISO 527-1 and ISO 527-2	1mm/min	2400
Tensile stress at yield	MPa		50mm/min	61
Tensile strain at yield	%		50mm/min	6
Nominal tensile strain at break	%		50mm/min	>50
Flexural modulus	MPa	ISO 178	2mm/min	2350
Flexural strength	MPa		2mm/min	93
Charpy impact strength	KJ/m ²	ISO 179	unnotched	NB
			notched	76
Heat deflection temperature	°C	ISO 75-1 and ISO 75-2	1.80MPa	129
			0.45MPa	142
Vicat softening temperature	°C	ISO 306	50°C/h 50N	149
Mold shrinkage	%	In-house method	parallel	0.5~0.7
			vertical	0.5~0.7
Coefficient of linear expansion	× 10 ⁻⁴ /°C	ISO 11359-2	parallel	0.7
			vertical	0.7
Specific inductive capacity	—	IEC 60250	100Hz	3.1
	—		1MHz	3
Dielectric loss tangent	× 10 ⁻⁴	IEC 60250	100Hz	10
	× 10 ⁻⁴		1MHz	90
Volume resistivity	Ω·m	IEC 60093	—	>1 × 10 ¹³
Surface resistivity	Ω	IEC 60093	—	>1 × 10 ¹⁵
Withstand voltage	MV/m	IEC 60243-1	short time test	30
Tracking resistance	—	IEC 60112	—	250
Flammability	—	UL 94	—	V-2(0.40mm) HB(1.5mm)
Temperature index	°C	UL 746B	electric 1.47mmt	125
			impact 1.47mmt	115
			non-impact 1.47mmt	125

※The values listed are specification values, not certified values.

Two-part adhesive		1590	High Super 5	EP-330 (HighSuper30)	EP-331	1500	Super
Feature		curing for 5 min type		curing for 30 min type	curing for 30min type Low- viscosity	Standard type	
Appearance	Base	Clear, blue	Translucent, blue	Translucent, pink	Clear, light yellow	Clear, light yellow	Translucent
	Hardener	Clear ight yellow	Translucent, light yellow	Translucent, milk white	Clear, light yellow	Clear, light brown	Light yellow
Viscosity (Pa · S/20°C)	Base	8	120	80	7	25	100
	Hardener	12	70	170	7	60	50
Specific gravity (g/cm ³)	Base	1.17	1.17	1.17	1.16	1.16	1.14
	Hardener	1.11	1.15	1.14	1.16	0.97	0.99
Mixing ratio(Base : Hardener)		1 : 1	1 : 1	1 : 1	1 : 1	1 : 1	1 : 1
Pot life		Within 5 min	Within 5 min	Within 30 min	Within 30 min	Within 1 hr	Within 1 hr
Tensile shear stength(N/mm ²)		19.0	18.0	17.5	17.6	15.7	15.1
T-Formed peeling adhesion (N/mm)		2.71	0.31	0.47		0.40	
Hardness(shore D)		77	77	82	71	82	
Coefficient of linear expansion (× 10 ⁻⁵)		8.6	10.7	6.7	4.1	7.1	
Tg(°C)			47	43		53.7	
Volume resistivity(Ω · cm)			4.9 × 10 ¹⁵	3.8 × 10 ¹¹	3.6 × 10 ¹¹	1.1 × 10 ¹⁶	
Coefficient of water absorption(%)			2.5	2.3		0.8	
Capacity standards		Base 1 kg Hardener 1 kg	6 g set 15 g set 25 g set 80 g set	320 ml set Base 3 kg Hardener 3 kg 6 g set, 15 g set, 80 g set	Base 1 kg Hardener 1 kg	Base 500 g, 1 kg, 3 kg, 15 kg Hardener 500 g, 1 kg, 3 kg, 15 kg	15 g set 40 g set 110 g set



施敏打硬 CEMEDINE 1500

〔一般性質〕

	主 劑	硬 化 劑
主要成分	環氧 (Epoxy) 樹脂	聚醯胺 (Poly-Amido) 樹脂
顏色常態	中間雜淺黃色液體	透明無色液體
不揮發率 (%)	99.6	99.4
黏度(9/20°C)	350	600
比重(20/20°C)	1.16	0.97
溶 劑	無	
硬化劑混合比例phr	60~110	
保持粘度時間	參照混合硬化劑後的粘度變化表	
膠 化 時 間	3小時	
硬化所需時間	6小時10分鐘	
可保存時間(20°C)	2年	

〔特性〕

由兩種液體混合而成的環氧 (Epoxy) 樹脂系黏着劑，能在常溫下硬化，應用範圍至為廣泛，可穩定黏着金屬、塑膠以及其他各種物質。而由於此黏着劑，通常以聚醯胺 (Poly-Amido) 樹脂為其硬化劑，具有下列各優點：

1. 能在常溫下硬化。
2. 縱使所使用的硬化劑份量不同，也不影響其特性。
3. 由於能產生比一般黏着劑富有彈曲性的黏着層，縱使黏着不同材質的物品，也能以黏着層緩和熱膨脹的差別所引起的兩物品彎曲，對機械學的衝擊也能顯示較為良好的性能。
4. 由於能形成透明的黏着層，可以黏着透明的物質，如玻璃等等。

〔用 途〕

由於能強力黏着各種物質，諸如金屬，熱硬化塑膠，玻璃，飛機裝配以及一般家庭器具等等，應用範圍至為廣泛。

縱然是複聚乙稀 (Polythylene)，聚酯 (Polyester)，天然以及人造橡膠等，以一般的黏着根本無法黏着的物質，如果加以適當的表面處理，即可強力黏着。

〔實 例〕

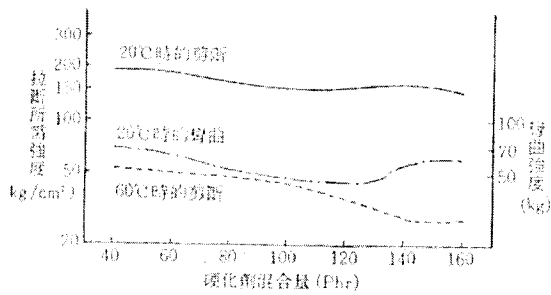
汽車、火車、船隻、飛機……。(將金屬把手黏着於玻璃窗／可以黏着鋁製品，三聚氰胺 (Melamine) 裝飾板等，於內部以增加強度／不同金屬間為兼防止電偶且加粘之／當作防腐塗料亦可)。

電器製品……。(由於是一種優秀的黏着劑，使用於高級擴音器、音響線圈的黏着／電磁器或外殼的黏着／線圈框的黏着／鐵粉芯的黏着／馬達線圈的黏着等等)。

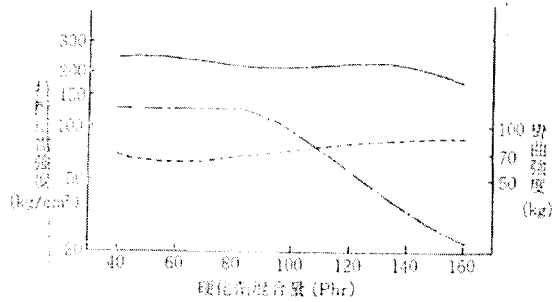
油漆……(玻璃、壓克力門或將文字板黏於屏風黏住把手、透明設備以及其他塑膠裝飾品的加黏以及組立不銹鋼製品、網製建材、陶瓷或大理石等需要強力黏劑物品的加黏)。

高級裝飾品，玻璃以及塑膠製工藝品，精密機械……(照像機，調整距離儀／分光儀等等的固定)。其他諸如顯頭，運動器材，公路標誌等等的加黏。除上述各種加黏外，也可以使用作填充劑，鑄模用，敷醫用以及琺瑯用。

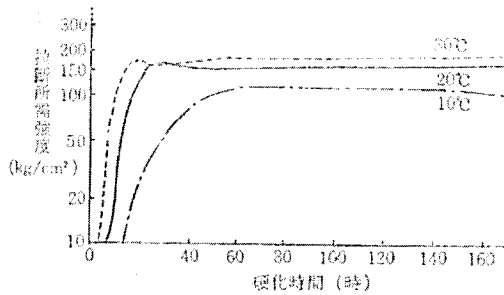
溫 度 (°C)	黏 度 (cP)	溫 度 (°C)	黏 度 (cP)
20	350	120	120
30	300	130	100
40	250	140	80
50	200	150	60



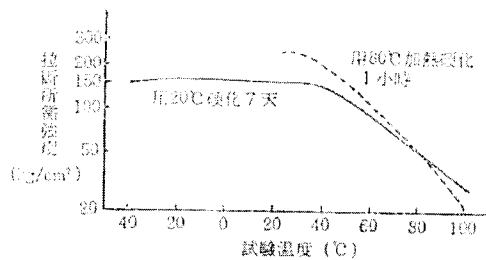
圖II 2.1
硬化劑混合量と粘り強度
(在20°C七天の硬化)
試験片：軟質板 (25×100×1.6mm)
(Over-lap)12.5mm



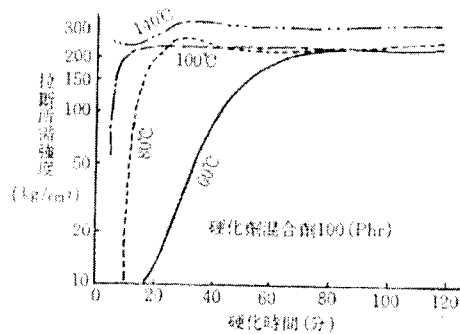
圖II 2.2
硬化劑混合量と粘り強度
(在80°C一時的硬化)
試験片：同其他の圖II 2.1



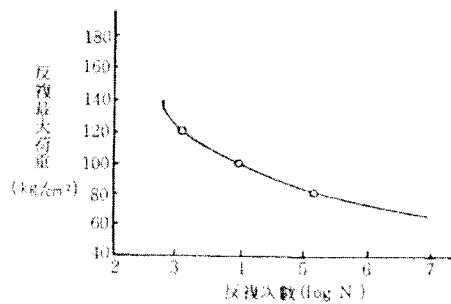
圖II 2.3
常溫時の硬化特性 硬化劑混合率 100phr



圖II 2.5
耐熱特性 硬化劑混合率為 100phr



圖II 2.4
加熱硬化特性 硬化劑混合率為 100phr



圖II 2.6
老化特性

表II 2.1 物理特性

抗張力 (kg/mm ²)	5.04	硬度 { ロククセルM パーコル ジョアード	68
抗折力 (kg/mm ²)	7.40		67
彎曲彈性率 (kg/mm ²)	214		82
衝擊強度 (kg/mm ²)	11.6		表面固定電阻 (Ω)
拉伸強度 (kg/mm ²)	15.10(6.41)(1)	體積固有電阻 (Ω-Cm)	10.5×10 ¹³
熱變形溫度 (°C)	47	誘電率 (10 ⁶ cycle)	2.94
		電壓破壞 (kv/mm)	19

表II 2.2 拉斷所需強度

粘 結 膠	拉 斷 所 需 強 度	被 粘 物 體	拉 斷 所 需 強 度 (20°C)
樟 樹 材	83	多 元 焦 炭	22
馬 來 西 亞 杉 材	106 ※	聚 乙 烯 樹 脂	19
針 葉 樹 材	99 < ※	壓 克 力 樹 脂	30
杉 材	66	硬 質 脲 醛 樹 脂	36
微 細	158	三 聚 氰 胺 裝 飾 板 (表 面)	55
銅	61	三 聚 氰 胺 裝 飾 板 (背 面)	45
黃 銅	60	F	125
鋼	80	R	
漆 電 鍍	71	P	
洋 電 鍍	50		

〔註〕 1. 粘着條件：20°C，硬化7天，硬化劑混合比 100phr(接合部over-lap)12.5mm。

2. ※記號者表示材料拉斷。

表II 2.3 促進劣化特性

試 驗	未試驗前的粘力強度 (kg/cm ²)	比較調整試驗片的粘力強度(1) (1個月) (kg/cm ²)	經過各試驗1個月後的粘力強度 (kg/cm ²)	經過各試驗1,000小時後的粘力強度 (kg/cm ²)
利用測候機所做的耐候試驗	143	150	—	166
利用噴射鹽水的促進試驗	143	150	100	—
利用高溫高濕的促進試驗(2)	143	150	143	—
利用反復冷卻的促進試驗(3)	143	150	183	—

〔註〕 (1) 20±1°C, 65±5%RH 各保持1個月的試驗片；(2)50°C100%RH；(3)-5°C8小時~50°C16小時。

表II 2.4 耐 候 性

拉斷所需強度 (kg/cm²)

暴 露 前 的 粘 力 強 度				147
比較調整試驗片的粘力強度 (6個月) ※	※	156	在戶外暴露6個月的粘力強度	147
" (1年) ※	※	138	" 1年 "	152
" (2年) ※	※	130	" 2年 "	138
" (3年) ※	※	123	" 3年 "	137
" (10年) ※	※	111	" 10年 "	130

〔註〕 ※20±1°C, 65±5%RH 保持各期間的試驗片。

表II 2.5 耐水性 (20°C, 7天硬化)

拉斷所需強度 (kg/cm²)

試驗	時間	0	3個月	6個月	1年
常態試驗		120	106	123	120
耐水試驗			109	117	109

〔註〕 硬化劑混合比為 100phr
試驗片：不銹鋼 (100×25×1.5mm)
(接合部Over-lap)12.5mm。

表II 2.6 耐水性 (60°C, 2小時硬化)

拉斷所需強度 (kg/cm²)

試驗	時間	0	3個月	6個月	1年
常態試驗		157	150	169	163
耐水試驗			133	108	116

〔註〕 同表II 2.5

表II 2.7 耐油性

拉斷所需強度 (kg/cm²)

放置日數	1天	3天	5天	10天	20天	1個月
放置於20°C室溫	—	—	—	80.0	—	79.0
0°C油中	—	—	77.5	87.5	—	89.0
20°C油中	—	—	82.5	77.6	—	89.5
70°C油中	77.6	75.3	80.0	74.3	—	71.0
循環油中 cycle	—	—	79.0	78.0	89.0	76.0

放置日數	40天	2個月	3個月	6個月	1年	10年
放置於 20°C室溫	—	—	73.0	65.9	76.3	75.1
0°C油中	—	86.5	71.5	80.5	80.2	—
20°C油中	—	70.5	79.5	78.7	79.7	—
70°C油中	—	75.5	—	75.4	68.3	—
循環油中 (cycle)	71.5	—	—	—	—	—

[註] 1. 硬化劑混合比為80phr，試驗片電木片(100×25×3mm)接合部(Over-lap)12.5mm 2. 油為變壓器油。
3. 試驗片全部破裂。

表II 2.8 耐溶劑、耐藥品性

類	類	浸漬7天後的黏力保持率(%)		浸漬1個月後的黏力保持率(%)		
		以20°C硬化7天的試驗片	以80°C硬化1小時的試驗片	以20°C硬化7天的試驗片	以80°C硬化1小時的試驗片	
溶劑	已 烷	107.0	80.6	94.1	78.8	
		85.5	63.8	51.7	66.8	
		88.8	69.5	93.4	70.8	
		89.5	71.3	97.4	68.7	
		90.2	64.7	101.3	69.1	
油	三 氯 化 乙 烯	91.5	72.7	65.0	69.5	
		102.7	90.8	107.3	90.3	
藥 品	植 物 油 礦 物 油	96.2	87.8	98.1	84.2	
		蒸 餾 水	93.4	72.3	96.3	69.3
		10% 硼 酸 溶 液	93.4	72.8	79.8	69.8
		10% 鹽 酸 溶 液	74.7	67.8	70.8	57.2
		10% 苛 性 蘇 打 溶 液	97.2	74.3	83.8	74.3
		10% 食 鹽 水 溶 液	89.6	71.8	91.0	69.8
	10% 醋 酸 溶 液	94.2	77.8	78.4	64.2	

[註] 溶劑混合率=1:1，試驗片：軟鋼片(25×100×1.6mm)但是耐藥試驗時使用了SUS-27，接合部(Over-lap)為12.5mm。

容量規格 = (主)、(硬) 110g、1kg、15kg (組)



台灣 施敏打硬 股份有限公司

總公司：台北縣淡水鎮下庄山76-3號

電話：(02) 2629-1425 • 2629-1443

F A X：(02) 8631-6805

高雄分公司：高雄市三民區然河二街14號

電話：(07) 3118198 • 3215686