

# The Measurement of Conducted Spurious Emissions

## CONDUCTED SPURIOUS EMISSIONS MEASUREMENT

### 1. LIMITS OF CONDUCTED SPURIOUS EMISSIONS MEASUREMENT

Below 20dB of the highest emission level of operating band (in 100KHz Resolution Bandwidth, see Section 15.247(c)). Emissions which fall in the restricted bands, as defined in Section 15.205(a), must also comply with the limits specified in Section 15.209(a) (see Section 15.205(c)).

### 2. TEST INSTRUMENTS

Description & Manufacturer	Model No.	Serial No.	Calibrated Until
R&S SPECTRUM ANALYZER	FSP40	100036	Nov. 27, 2005
High pass filter 2.4G	WHK3.1/18G-10SS	SN4	Jun. 08, 2005

#### NOTE:

- 1.The calibration interval of the above test instruments is 12 months and the calibrations are traceable to NML/ROC and NIST/USA.

### 3. TEST PROCEDURE

The transmitter output was connected to the spectrum analyzer via a low loss cable. Set both RBW and VBW of spectrum analyzer to 100 kHz with suitable frequency span including 100 kHz bandwidth from band edge. The band edges was measured and recorded.

#### **4. TEST SETUP**



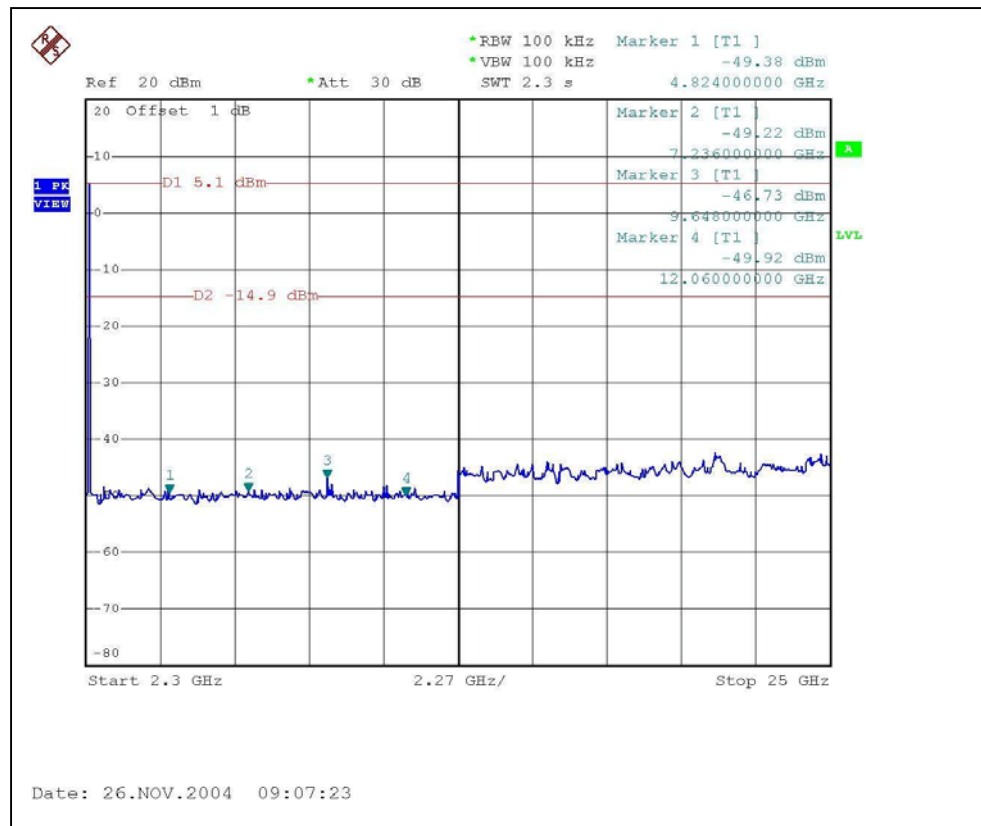
#### **5. EUT OPERATING CONDITIONS**

The software provided by client to enable the EUT under transmission condition continuously at lowest, middle and highest channel frequencies individually.

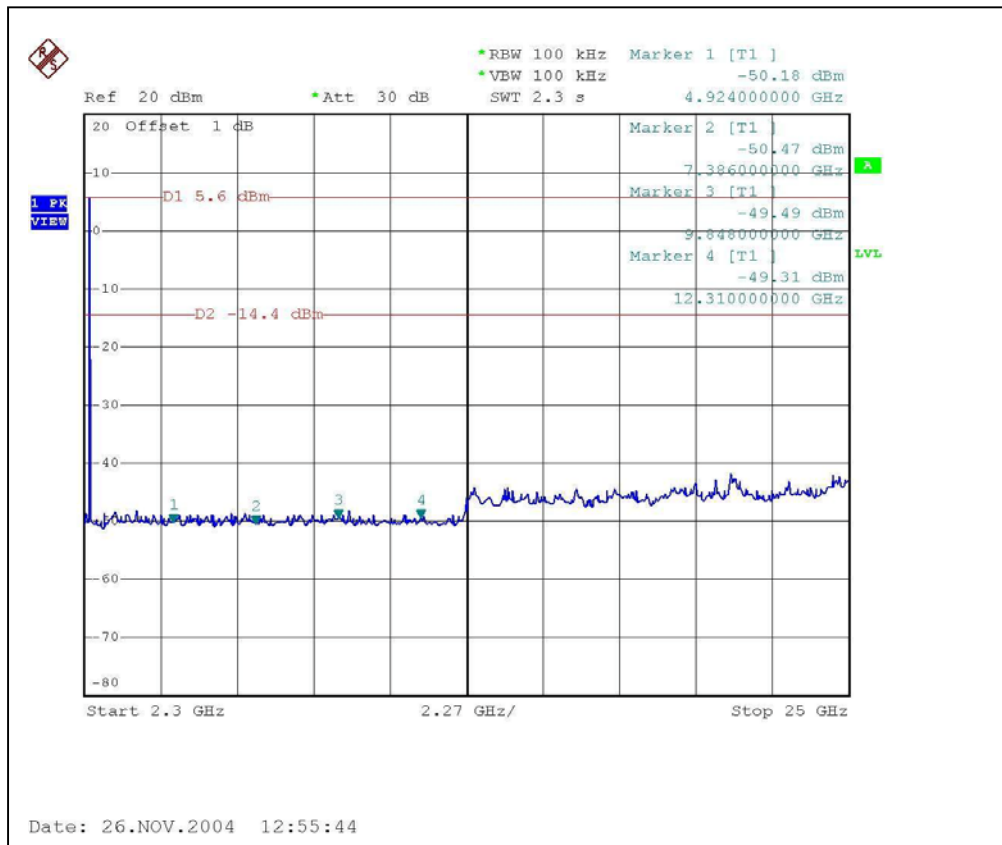
**TEST RESULTS – For 802.11b**

The spectrum plots are attached on the following 2 pages. It shows compliance with the requirement in part 15.247(C), 15.205 and 15.209.

# Ch1



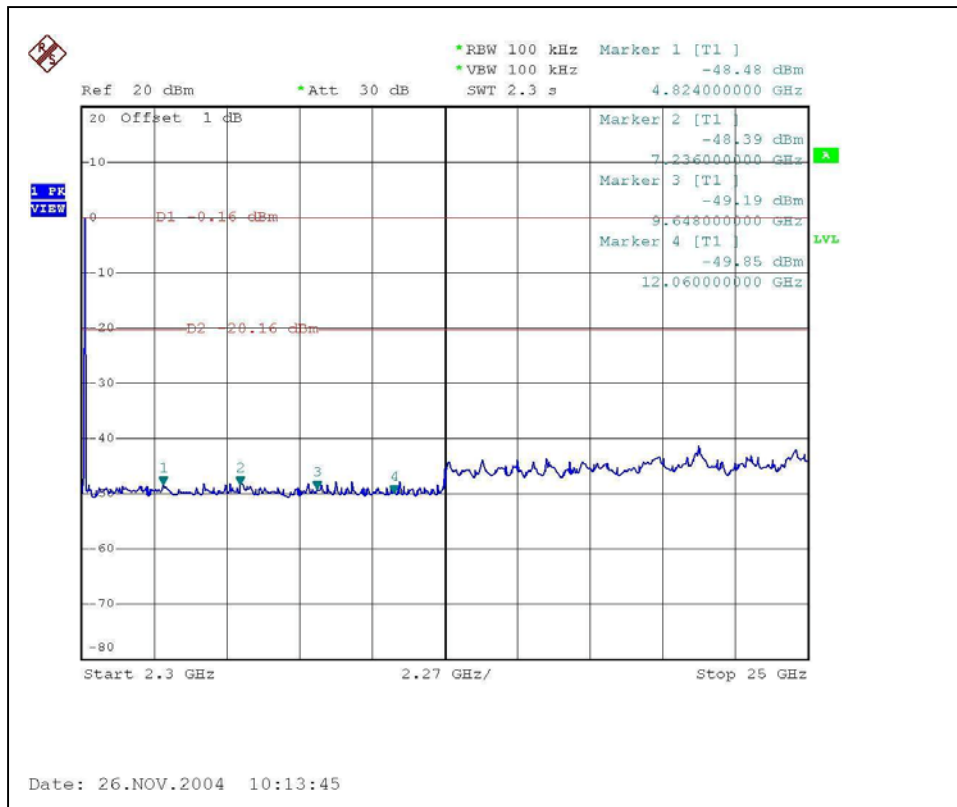
# Ch11



**TEST RESULTS – For 802.11g**

The spectrum plots are attached on the following 2 pages. It shows compliance with the requirement in part 15.247(C), 15.205 and 15.209.

# Ch1



# Ch11

