


Annex B of test report R70243 Edition 1
EUT: UDL500
Manufacturer: deister electronic GmbH



70243_13.jpg

UDL500, front housing removed


Annex B of test report R70243 Edition 1
EUT: UDL500
Manufacturer: deister electronic GmbH



70243_12.jpg

UDL500, reader sandwich, 3-D-view 1


Annex B of test report R70243 Edition 1
EUT: UDL500
Manufacturer: deister electronic GmbH



70243_11.jpg

UDL500, reader sandwich, 3-D-view 2

Annex B of test report R70243 Edition 1
EUT: UDL500
Manufacturer: deister electronic GmbH



70243_9.jpg

UDL500, LED PCB, top view


Annex B of test report R70243 Edition 1
EUT: UDL500
Manufacturer: deister electronic GmbH



70243_10.jpg

UDL500, LED PCB, bottom view


Annex B of test report R70243 Edition 1
EUT: UDL500
Manufacturer: deister electronic GmbH



70243_7.jpg

UDL500, main PCB, top view


Annex B of test report R70243 Edition 1
EUT: UDL500
Manufacturer: deister electronic GmbH



70243_8.jpg

UDL500, main PCB, bottom view


Annex B of test report R70243 Edition 1
EUT: UDL500
Manufacturer: deister electronic GmbH



70243_5.jpg

UDL500, rf PCB, top view


Annex B of test report R70243 Edition 1
EUT: UDL500
Manufacturer: deister electronic GmbH



70243_4.jpg

UDL500, rf PCB, top view, shielding removed


Annex B of test report R70243 Edition 1
EUT: UDL500
Manufacturer: deister electronic GmbH



70243_6.jpg

UDL500, rf PCB, bottom view


Annex B of test report R70243 Edition 1
EUT: UDL500
Manufacturer: deister electronic GmbH



70243_3.jpg

UDL500, antenna PCB, top view

Annex B of test report R70243 Edition 1
EUT: UDL500
Manufacturer: deister electronic GmbH



70243_2.jpg

UDL500, antenna PCB, bottom view