



Figure 2



Test Setup for Radiated Emissions – Horizontal Polarization, External Antenna Driver Board




Test Setup for Radiated Emissions – Vertical Polarization, External Antenna Driver Board

Figure 3



Test Setup for Radiated Emissions – Horizontal Polarization, Integrated Antenna Driver Board



Test Setup for Radiated Emissions – Vertical Polarization, Integrated Antenna Driver Board