

FCC PART 15 SUBPART E TEST REPORT

For

Notebook Computer

Model No.: RW11

FCC ID: IR5RW11

of

Applicant: MilDef Crete Inc.

**Address: 7F, No.250, Sec.3, Pei Shen Rd., Shen Keng District,
New Taipei City Taiwan**

Tested and Prepared

by

Worldwide Testing Services (Taiwan) Co., Ltd.

FCC Registration No.: 930600

Industry Canada filed test laboratory Reg. No. IC 5679A-1, IC 5107A-1

A2LA Accredited No.: 2732.01



Report No.: W6M21512-15493-C-54

6F, NO. 58, LANE 188, RUEY-KUANG RD., NEIHU TAIPEI 114, TAIWAN, R.O.C.
TEL: 886-2-66068877 FAX: 886-2-66068879 E-mail: wts@wts-lab.com



Registration number: W6M21512-15493-C-54
FCC ID: IR5RW11

TABLE OF CONTENTS

1	GENERAL INFORMATION.....	2
1.1	NOTES.....	2
1.2	TESTING LABORATORY	3
1.2.1	Location	3
1.2.2	Details of accreditation status	3
1.3	DETAILS OF APPROVAL HOLDER.....	3
1.4	APPLICATION DETAILS	4
1.5	GENERAL INFORMATION OF TEST ITEM	4
1.6	TEST STANDARDS.....	6
2	TECHNICAL TEST	7
2.1	SUMMARY OF TEST RESULTS	7
2.2	TEST ENVIRONMENT	7
2.3	TEST EQUIPMENT LIST	8
2.4	TEST PROCEDURE	10
3	TEST RESULTS (ENCLOSURE)	13
3.1	PEAK TRANSMIT POWER, FCC 15.407 (A)	14
3.2	6DB EMISSION BANDWIDTH, 99% OCCUPIED BANDWIDTH, FCC 15.407 (A)	24
3.3	PEAK POWER SPECTRAL DENSITY, FCC 15.407 (A)	34
3.4	UNDESIRABLE EMISSION LIMITS, FCC 15.407 (B)	44
3.5	AUTOMATIC DISCONTINUATION OF TRANSMISSION, FCC 15.407 (C).....	46
3.6	RESERVED, FCC 15.407 (D).....	46
3.7	INDOOR OPERATION RESTRICTION, FCC 15.407 (E)	46
3.8	EQUIVALENT ISOTROPIC RADIATED POWER, FCC 15.407 (F)	47
3.9	RF EXPOSURE COMPLIANCE REQUIREMENTS	47
3.10	TRANSMIT POWER CONTROL (TPC)	48
3.11	RADIATED EMISSIONS FROM RECEIVER PART	49
3.12	POWER LINE CONDUCTED EMISSION	50



Worldwide Testing Services(Taiwan) Co., Ltd.

Registration number: W6M21512-15493-C-54
FCC ID: IR5RW11

1 General Information

1.1 Notes

The purpose of conformity testing is to increase the probability of adherence to the essential requirements or conformity specifications, as appropriate.

The complexity of the technical specifications, however, means that full and thorough testing is impractical for both technical and economic reasons.

Furthermore, there is no guarantee that a test sample which has passed all the relevant tests conforms to a specification.

Neither is there any guarantee that such a test sample will interwork with other genuinely open systems. The existence of the tests nevertheless provides the confidence that the test sample possesses the qualities as maintained and that its performance generally conforms to representative cases of communications equipment.

The test results of this test report relate exclusively to the item tested as specified in 1.5.

The test report may only be reproduced or published in full.

Reproduction or publication of extracts from the report requires the prior written approval of the Worldwide Testing Services(Taiwan) Co., Ltd.

Specific Conditions:

Usage of the hereunder tested device in combination with other integrated or external antennas requires at least additional output power measurements, spurious emission measurements, conducted emission measurements (AC supply lines) and radio frequency exposure evaluations for each individual configuration performed, for certification by FCC.

Tester:

March 07, 2016

Kent Lin

Date

WTS-Lab.

Name

Signature

Technical responsibility for area of testing:

March 07, 2016


Kevin Wang

Date

WTS

Name

Signature



Worldwide Testing Services(Taiwan) Co., Ltd.

Registration number: W6M21512-15493-C-54
FCC ID: IR5RW11

1.2 Testing laboratory

1.2.1 Location

OATS

No.5-1, Lishui, Shuang Sing Village,
Wanli Dist., New Taipei City 207,
Taiwan (R.O.C.)

3 meter semi-anechoic chamber

No.35, Aly. 21, Ln. 228, Ankang Rd., Neihu Dist., Taipei City 114, Taiwan (R.O.C.)

TEL:886-2-6613-0228

FAX:886-2-2791-5046

Company

Worldwide Testing Services(Taiwan) Co., Ltd.

6F, NO. 58, LANE 188, RUEY-KUANG RD.

NEIHU, TAIPEI 114, TAIWAN R.O.C.

Tel : 886-2-66068877

Fax : 886-2-66068879

1.2.2 Details of accreditation status

Accredited testing laboratory

A2LA accredited number: 2732.01

FCC filed test laboratory Reg. No. 930600

Industry Canada filed test laboratory Reg. No. IC 5679A-1, IC 5107A-1

Test location, where different from Worldwide Testing Services (Taiwan) Co., Ltd. :

Name: ./.

Accredited number: ./.

Street: ./.

Town: ./.

Country: ./.

Telephone: ./.

Fax: ./.

1.3 Details of approval holder

Name: Mildef Crete Inc.

Street: 7F, No.250, Sec.3, Pei Shen Rd., Shen Keng District,

Town: New Taipei City

Country: Taiwan

Telephone: +886-2-2662-6074

Fax: +886-2-2662-6079



Registration number: W6M21512-15493-C-54
FCC ID: IR5RW11

1.4 Application details

Date of receipt of test item: December 28, 2015
Date of test: from December 29, 2015 to March 07, 2016

1.5 General information of Test item

Type of test item: Notebook Computer
Model Number: RW11
Brand Name: ./.
Multi-listing model number: ./.
Photos: see Appendix

Technical data

Frequency band: 5.745 GHz-5.825 GHz

802.11a

Frequency (ch 149): 5.745 GHz
Frequency (ch 157): 5.785 GHz
Frequency (ch 165): 5.825 GHz

11n 20MHz

Frequency (ch 149): 5.745 GHz
Frequency (ch 157): 5.785 GHz
Frequency (ch 165): 5.825 GHz

11n 40MHz

Frequency (ch 151): 5.755 GHz
Frequency (ch 159): 5.795 GHz

11ac

Frequency (ch 155): 5.775 GHz

Number of Channels: 11a, 11n 20MHz : 5 channels
11n 40MHz: 2 channels
11ac: 1 channel

Operating modes: Duplex

Type of modulation: OFDM

Fixed point to point operation: Yes / No



Worldwide Testing Services(Taiwan) Co., Ltd.

Registration number: W6M21512-15493-C-54
FCC ID: IR5RW11

Type of Antenna: PIFA antenna
Antenna gain: WiFi: 2.92 dBi (Antenna A), 3.5 dBi (Antenna B)
Directional gain: 6.23 dBi

* According to KDB 662911, Unequal antenna gains, with equal transmit powers. For antenna gains given by G_1, G_2, \dots, G_N dBi. If transmit signals are correlated, then Directional gain $= 10 \log[(10^{G_1/20} + 10^{G_2/20} + \dots + 10^{G_N/20})^2 / N]$ dBi [Note the “20”s in the denominator of each exponent and the square of the sum of terms; the object is to combine the signal levels coherently.]

Power supply: Adaptor: (I/P:100-240V ~ 50-60 Hz, 2.8A MAX ;
O/P: 19V, 10.5A)
Battery: 10.8V, 5800mAh x 2
DC 12-32V

Emission designator:
802.11a: 16M8D1D
802.11n 20 MHz: 17M9D1D
802.11n 40 MHz: 36M3D1D
802.11ac: 75M1D1D

Classification:

Fixed Device	<input type="checkbox"/>
Mobile Device (Human Body distance > 20cm)	<input checked="" type="checkbox"/>
Portable Device (Human Body distance < 20cm)	<input type="checkbox"/>

Manufacturer: (if applicable)

Name: ./.
Street: ./.
Town: ./.
Country: ./.



Worldwide Testing Services(Taiwan) Co., Ltd.

Registration number: W6M21512-15493-C-54
 FCC ID: IR5RW11

Transmitter

Unom

ANT A

Mode A (802.11a)

Power (ch 149 or A): Conducted: -0.68 dBm
 Power (ch 157 or B): Conducted: 1.17 dBm
 Power (ch 165 or C): Conducted: -2.24 dBm

Mode B (802.11n 20MHz)

Frequency (ch 149 or A): Conducted: 0.53 dBm
 Frequency (ch 157 or B): Conducted: 1.77 dBm
 Frequency (ch 165 or C): Conducted: -2.13 dBm

Mode C (802.11n 40MHz)

Frequency (ch 151 or A): Conducted: 1.37 dBm
 Frequency (ch 159 or B): Conducted: 0.47 dBm

Mode D (802.11ac)

Frequency (ch 155 or A): Conducted: 0.93 dBm

ANT B

Mode A (802.11a)

Power (ch 149 or A): Conducted: 1.76 dBm
 Power (ch 157 or B): Conducted: 0.29 dBm
 Power (ch 165 or C): Conducted: -0.63 dBm

Mode B (802.11n 20MHz)

Frequency (ch 149 or A): Conducted: 2.07 dBm
 Frequency (ch 157 or B): Conducted: 0.36 dBm
 Frequency (ch 165 or C): Conducted: -0.33 dBm

Mode C (802.11n 40MHz)

Frequency (ch 151 or A): Conducted: 1.97 dBm
 Frequency (ch 159 or B): Conducted: -0.72 dBm

Mode D (802.11ac)

Frequency (ch 155 or A): Conducted: -0.76 dBm

Combine	mW			dBm		
	Ch Low	Ch Mid	Ch High	Ch Low	Ch Mid	Ch High
802.11n 20MHz	2.74	2.59	1.54	4.38	4.13	1.88
802.11n 40MHz	2.94	--	1.96	4.68	--	2.92
802.11ac	2.08			3.18		

1.6 Test standards

Technical standard : 47 CFR FCC Part 15 Subpart E § 15.407



Registration number: W6M21512-15493-C-54
FCC ID: IR5RW11

2 Technical test

2.1 Summary of test results

No deviations from the technical specification(s) were ascertained in the course of the tests performed.

or

The deviations as specified in 3 were ascertained in the course of the tests performed.


2.2 Test environment

Temperature: 23 °C

Relative humidity content: 20 ... 75 %

Air pressure: 86 ... 103 kPa


Details of power supply: Adaptor: (I/P:100-240V ~ 50-60 Hz, 2.8A MAX ;
O/P: 19V, 10.5A)
Battery: 10.8V, 5800mAh x 2
DC 12-32V



Registration number: W6M21512-15493-C-54
 FCC ID: IR5RW11

2.3 Test Equipment List

No.	Test equipment	Type	Serial No.	Manufacturer	Cal. Date	Next Cal. Date
ETSTW-CE 001	EMI TEST RECEIVER	ESHS10	842121/013	R&S	2015/9/4	2016/9/3
ETSTW-CE 003	AC POWER SOURCE	APS-9102	D161137	GW	Function Test	
ETSTW-CE 008	HF-EICHLITUNG RF STEP ATTENUATOR 139dB DPSP	334.6010.02	844581/024	R&S	Function Test	
ETSTW-CE 009	TEMP.&HUMIDITY CHAMBER	GTH-225-40-1P-U	MAA0305-009	GIANT FORCE	2015/7/13	2016/7/12
ETSTW-CE 016	TWO-LINE V-NETWORK	ENV216	100050	R&S	2015/9/7	2016/9/6
ETSTW-RE 003	EMI TEST RECEIVER	ESI 26	831438/001	R&S	2015/8/14	2016/8/13
ETSTW-RE 004	EMI TEST RECEIVER	ESI 40	832427/004	R&S	2015/9/4	2016/9/3
ETSTW-RE 005	EMI TEST RECEIVER	ESVS10	843207/020	R&S	2015/8/14	2016/8/13
ETSTW-RE 012	TUNABLE BANDREJECT FILTER	D.C 0309	146	K&L	Function Test	
ETSTW-RE 013	TUNABLE BANDREJECT FILTER	D.C 0336	397	K&L	Function Test	
ETSTW-RE 018	MICROWAVE HORN ANTENNA	AT4560	27212	AR	2015/6/22	2016/6/21
ETSTW-RE 027	Passive Loop Antenna	6512	00034563	ETS-Lindgren	2015/6/16	2016/6/15
ETSTW-RE 030	Double-Ridged Guide Horn Antenna	3117	00035224	ETS-Lindgren	2015/3/17	2016/3/16
ETSTW-RE 042	Biconical Antenna	HK116	100172	R&S	2016/1/25	2017/1/24
ETSTW-RE 043	Log-Periodic Dipole Antenna	HL223	100166	R&S	2015/3/19	2016/3/18
ETSTW-RE 044	Log-Periodic Antenna	HL050	100094	R&S	2015/3/31	2016/3/30
ETSTW-RE 045	ESA-E SERIES SPECTRUM ANALYZER	E4404B	MY45111242	Agilent	Pre-test Use	
ETSTW-RE 049	TRILOG Super Broadband test Antenna	VULB 9160	9160-3185	Schwarzbeck	2015/3/19	2016/3/18
ETSTW-RE 050	Attenuator 10dB	50HF-010-1	None	JFW	2016/3/1	2017/2/28
ETSTW-RE 051	Attenuator 6dB	50HF-006-1	None	JFW	2016/3/1	2017/2/28
ETSTW-RE 053	Attenuator 3dB	50HF-003-1	None	JFW	2016/3/1	2017/2/28
ETSTW-RE 055	SPECTRUM ANALYZER	FSU 26	200074	R&S	2016/2/27	2017/2/26
ETSTW-RE 060	Attenuator 30dB	5015-30	F651012z-01	ATM	2016/3/1	2017/2/28
ETSTW-RE 062	Amplifier Module	CHC 2	None	KMIC	2015/11/25	2016/11/24
ETSTW-RE 064	Bluetooth Test Set	MT8852B-042	6K00005709	Anritsu	Function Test	
ETSTW-RE 069	Double-Ridged Guide Horn Antenna	3117	00069377	ETS-Lindgren	Function Test	
ETSTW-RE 072	CELL SITE TEST SET	8921A	3339A00375	HP	2015/9/6	2016/9/5
ETSTW-RE 088	SOLID STATE AMPLIFIER	KMA180265A01	99057	KMIC	2015/9/21	2016/9/20
ETSTW-RE 099	DC Block	50DB-007-1	None	JFW	2016/3/1	2017/2/28
ETSTW-RE 111	TRILOG Super Broadband test Antenna	VULB 9160	9160-3309	Schwarz beck	2015/9/18	2016/9/17
ETSTW-RE 112	AC POWER SOURCE	TFC-1005	T-0A023536	T-Power	Function test	
ETSTW-RE 115	2.4GHz Notch Filter	N0124411	473874	MICROWAVE CIRCUITS	2016/1/13	2017/1/12
ETSTW-RE 120	RF Player	MP9200	MP9210-111022	ADIVIC	Function test	



Worldwide Testing Services(Taiwan) Co., Ltd.

Registration number: W6M21512-15493-C-54
 FCC ID: IR5RW11

ETSTW-RE 122	SIGNAL GENERATOR	SMF100A	102149	R&S	2015/6/8	2016/6/7
ETSTW-RE 125	5GHz Notch filter	5NSL11-5200/E221.3-O/O	1	K&L Microwave	2015/8/11	2016/8/10
ETSTW-RE 126	5GHz Notch filter	5NSL11-5800/E221.3-O/O	1	K&L Microwave	2015/8/11	2016/8/10
ETSTW-RE 127	RF Switch Box	RFS-01	None	WTS	2016/3/1	2017/2/28
ETSTW-RE 128	5.3GHz Notch filter	N0153001	SN487233	Microwave Circuits	2015/8/11	2016/8/10
ETSTW-RE 129	5.5GHz Notch filter	N0555984	SN487234	Microwave Circuits	2015/8/11	2016/8/10
ETSTW-RE 130	Handheld RF Spectrum Analyzer	N9340A	CN0147000204	Agilent	Pre-test Use	
ETSTW-RE 143	Humidity Temperature Meter	TES-1260	110104623	TES	2015/9/9	2016/9/8
ETSTW-GSM 002	Universal Radio Communication Tester	CMU 200	109439	R&S	2015/8/14	2016/8/13
ETSTW-GSM 003	Radio Communication Analyzer	MT8820C	6201342073	Anritsu	2016/2/3	2017/2/2
ETSTW-GSM 019	Band Reject Filter	WRCTF824/849-822/851-40 /12+9SS	3	WI	2016/1/13	2017/1/12
ETSTW-GSM 020	Band Reject Filter	WRCD1747/1748-1743/1752-32/5SS	1	WI	2016/1/13	2017/1/12
ETSTW-GSM 021	Band Reject Filter	WRCD1879.5/1880.5-1875.5/1884.5-32/5SS	3	WI	2016/1/13	2017/1/12
ETSTW-GSM 022	Band Reject Filter	WRCT901.9/903.1-904.25-50/8SS	1	WI	2016/1/13	2017/1/12
ETSTW-GSM 023	Power Divider	4901.19.A	None	SUHNER	2015/9/16	2016/9/15
ETSTW-Cable 010	BNC Cable	5 M BNC Cable	None	JYE BAO CO.,LTD.	2015/9/11	2016/9/10
ETSTW-Cable 011	BNC Cable	BNC Cable 1	None	JYE BAO CO.,LTD.	Pre-test Use NCR	
ETSTW-Cable 012	N TYPE To SMA Cable	Cable 012	None	JYE BAO CO.,LTD.	2015/9/11	2016/9/10
ETSTW-Cable 016	BNC Cable	Switch Box	B Cable 1	Schwarz beck	2016/2/24	2017/2/23
ETSTW-Cable 017	BNC Cable	X Cable	B Cable 2	Schwarz beck	2016/2/24	2017/2/23
ETSTW-Cable 018	BNC Cable	Y Cable	B Cable 3	Schwarz beck	2016/2/24	2017/2/23
ETSTW-Cable 019	BNC Cable	Z Cable	B Cable 4	Schwarz beck	2016/2/24	2017/2/23
ETSTW-Cable 020	N TYPE Cable	OATS Cable 1	N30N30-L335-15M	JYE BAO CO.,LTD.	2015/4/23	2016/4/22
ETSTW-Cable 022	N TYPE Cable	5006	0002	JYE BAO CO.,LTD.	2015/3/19	2016/3/18
ETSTW-Cable 026	Microwave Cable	SUCOFLEX 104	279075	HUBER+SUHNER	2016/3/1	2017/2/28
ETSTW-Cable 027	Microwave Cable	SUCOFLEX 104	279083	HUBER+SUHNER	2015/5/14	2016/5/13
ETSTW-Cable 028	Microwave Cable	FA147A0015M2020	30064-2	UTIFLEX	2015/9/21	2016/9/20
ETSTW-Cable 029	Microwave Cable	FA147A0015M2020	30064-3	UTIFLEX	2015/9/21	2016/9/20
ETSTW-Cable 030	Microwave Cable	SUCOFLEX 104 (S Cable 9)	279067	HUBER+SUHNER	2016/3/1	2017/2/28
ETSTW-Cable 031	Microwave Cable	SUCOFLEX 104 (S Cable 10)	238092	HUBER+SUHNER	2015/11/25	2016/11/24
ETSTW-Cable 043	Microwave Cable	SUCOFLEX 104	317576	HUBER+SUHNER	2015/11/25	2016/11/24
ETSTW-Cable 048	Microwave Cable	SUCOFLEX 104	325518	HUBER+SUHNER	2015/11/25	2016/11/24
ETSTW-Cable 053	N TYPE To SMA Cable	RG142	None	JYE BAO CO.,LTD.	2015/3/19	2016/3/18
ETSTW-Cable 058	Microwave Cable	SUCOFLEX 104	none	HUBER+SUHNER	2015/3/19	2016/3/18
WTSTW-SW 002	EMI TEST SOFTWARE	EZ EMC	None	Farad	Version ETS-03A1	



Registration number: W6M21512-15493-C-54

FCC ID: IR5RW11

2.4 Test Procedure

The test procedures are performed following the test stands ANSI STANDARD C63.4 and FCC 789033 D02 General UNII Test Procedures New Rules v01.

■ Minimum Emission Bandwidth for the band 5.150-5.250 GHz, 5.725-5.850 GHz

Section 15.407(e) specifies the minimum 6 dB emission bandwidth of at least 500 KHz for the band 5.715-5.85 GHz. The following procedure shall be used for measuring this bandwidth:

- a) Set RBW = 100 kHz.
- b) Set the video bandwidth (VBW) $\geq 3 \times$ RBW.
- c) Detector = Peak.
- d) Trace mode = max hold.
- e) Sweep = auto couple.
- f) Allow the trace to stabilize.
- g) Measure the maximum width of the emission that is constrained by the frequencies associated with the two outermost amplitude points (upper and lower frequencies) that are attenuated by 6 dB relative to the maximum level measured in the fundamental emission.

Note: The automatic bandwidth measurement capability of a spectrum analyzer or EMI receiver may be employed if it implements the functionality described above.

■ 99 Percent Occupied Bandwidth

The 99-percent occupied bandwidth is the frequency bandwidth such that, below its lower and above its upper frequency limits, the mean powers are each equal to 0.5 % of the total mean power of the given emission. Measurement of the 99-percent occupied bandwidth is required only as a condition for using the optional band-edge measurement techniques described in section H)3)d). Measurements of 99-percent occupied bandwidth may also optionally be used in lieu of the 6-dB emission bandwidth to define the minimum frequency range over which the spectrum is integrated when measuring maximum conducted output power as described in section E). However, the 6-dB bandwidth must be measured to determine bandwidth dependent limits on maximum conducted output power in accordance with 15.407(a).

The following procedure shall be used for measuring (99 %) power bandwidth.

1. Set center frequency to the nominal EUT channel center frequency.
2. Set span = 1.5 times to 5.0 times the OBW.
3. Set RBW = 1 % to 5 % of the OBW
4. Set VBW $\geq 3 \cdot$ RBW
5. Video averaging is not permitted. Where practical, a sample detection and single sweep mode shall be used. Otherwise, peak detection and max hold mode (until the trace stabilizes) shall be used.
6. Use the 99 % power bandwidth function of the instrument (if available).
7. If the instrument does not have a 99 % power bandwidth function, the trace data points are recovered and directly summed in power units. The recovered amplitude data points, beginning at the lowest frequency, are placed in a running sum until 0.5 % of the total is reached; that frequency is recorded as the lower frequency. The process is repeated until 99.5 % of the total is reached; that frequency is recorded as the upper frequency. The 99% occupied bandwidth is the difference between these two frequencies.



Registration number: W6M21512-15493-C-54
FCC ID: IR5RW11

■ Maximum conducted output power

- (i) Set span to encompass the entire emission bandwidth (EBW) (or, alternatively, the entire 99% occupied bandwidth) of the signal.
- (ii) Set RBW = 1 MHz.
- (iii) Set VBW \geq 3 MHz.
- (iv) Number of points in sweep \geq 2 Span / RBW. (This ensures that bin-to-bin spacing is \leq RBW/2, so that narrowband signals are not lost between frequency bins.)
- (v) Sweep time = auto.
- (vi) Detector = RMS (i.e., power averaging), if available. Otherwise, use sample detector mode.
- (vii) If transmit duty cycle $<$ 98 percent, use a video trigger with the trigger level set to enable triggering only on full power pulses. Transmitter must operate at maximum power control level for the entire duration of every sweep. If the EUT transmits continuously (i.e., with no off intervals) or at duty cycle \geq 98 percent, and if each transmission is entirely at the maximum power control level, then the trigger shall be set to “free run”.
- (viii) Trace average at least 100 traces in power averaging (i.e., RMS) mode.
- (ix) Compute power by integrating the spectrum across the EBW (or, alternatively, the entire 99% occupied bandwidth) of the signal using the instrument’s band power measurement function with band limits set equal to the EBW (or occupied bandwidth) band edges. If the instrument does not have a band power function, sum the spectrum levels (in power units) at 1 MHz intervals extending across the EBW (or, alternatively, the entire 99% occupied bandwidth) of the spectrum.

■ Power Density

The rules requires “maximum power spectral density” measurements where the intent is to measure the maximum value of the time average of the power spectral density measured during a period of continuous transmission.

1. Create an average power spectrum for the EUT operating mode being tested by following the instructions in section II.E.2. for measuring maximum conducted output power using a spectrum analyzer or EMI receiver: select the appropriate test method (SA-1, SA-2, SA-3, or alternatives to each) and apply it up to, but not including, the step labeled, “Compute power...”. (This procedure is required even if the maximum conducted output power measurement was performed using a power meter, method PM.)
2. Use the peak search function on the instrument to find the peak of the spectrum and record its value.
3. Make the following adjustments to the peak value of the spectrum, if applicable:
 - a) If Method SA-2 or SA-2 Alternative was used, add $10 \log(1/x)$, where x is the duty cycle, to the peak of the spectrum.
 - b) If Method SA-3 Alternative was used and the linear mode was used in step II.E.2.g)(viii), add 1 dB to the final result to compensate for the difference between linear averaging and power averaging.
4. The result is the Maximum PSD over 1 MHz reference bandwidth.
5. For devices operating in the bands 5.15-5.25 GHz, 5.25-5.35 GHz, and 5.47-5.725 GHz, the above procedures make use of 1 MHz RBW to satisfy directly the 1 MHz reference bandwidth specified in § 15.407(a)(5). For devices operating in the band 5.725-5.85 GHz, the rules specify a measurement bandwidth of 500 kHz. Many spectrum analyzers do not have 500 kHz RBW, thus



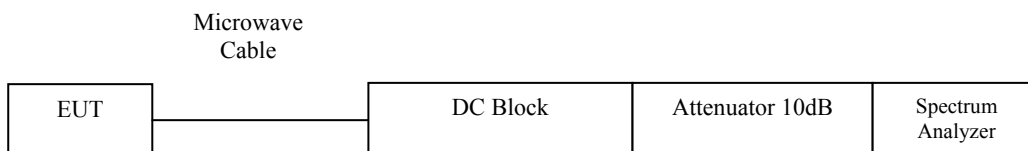
Registration number: W6M21512-15493-C-54
FCC ID: IR5RW11

a narrower RBW may need to be used. The rules permit the use of a RBWs less than 1 MHz, or 500 kHz, “provided that the measured power is integrated over the full reference bandwidth” to show the total power over the specified measurement bandwidth (i.e., 1 MHz, or 500 kHz). If measurements are performed using a reduced resolution bandwidth (< 1 MHz, or < 500 kHz) and integrated over 1 MHz, or 500 KHz bandwidth, the following adjustments to the procedures apply:

- a) Set $RBW \geq 1/T$, where T is defined in section II.B.1.a).
- b) Set $VBW \geq 3 RBW$.
- c) If measurement bandwidth of Maximum PSD is specified in 500 kHz, add $10\log(500\text{kHz}/RBW)$ to the measured result, whereas $RBW (< 500 \text{ KHz})$ is the reduced resolution bandwidth of the spectrum analyzer set during measurement.
- d) If measurement bandwidth of Maximum PSD is specified in 1 MHz, add $10\log(1\text{MHz}/RBW)$ to the measured result, whereas $RBW (< 1 \text{ MHz})$ is the reduced resolution bandwidth of spectrum analyzer set during measurement.
- e) Care must be taken to ensure that the measurements are performed during a period of continuous transmission or are corrected upward for duty cycle.

Note: As a practical matter, it is recommended to use reduced RBW of 100 KHz for the sections 5.c) and 5.d) above, since $RBW=100 \text{ KHz}$ is available on nearly all spectrum analyzers.

Conducted measurement test setup





Registration number: W6M21512-15493-C-54
 FCC ID: IR5RW11

3 Test results (enclosure)

Test case	Para. Number	Required	Test passed	Test failed
Peak Transmit Power	15.407(a)	<input checked="" type="checkbox"/>	<input checked="" type="checkbox"/>	<input type="checkbox"/>
6-dB emission bandwidth	15.407(a)	<input checked="" type="checkbox"/>	<input checked="" type="checkbox"/>	<input type="checkbox"/>
99 % Occupied Bandwidth	789033 D02 General UNII Test Procedures New Rules v01	<input checked="" type="checkbox"/>	<input checked="" type="checkbox"/>	<input type="checkbox"/>
Peak Power Spectral Density	15.407(a)	<input checked="" type="checkbox"/>	<input checked="" type="checkbox"/>	<input type="checkbox"/>
Undesirable emission limits	15.407(b)	<input checked="" type="checkbox"/>	<input checked="" type="checkbox"/>	<input type="checkbox"/>
Radio Frequency Exposure	15.407(f)	<input checked="" type="checkbox"/>	<input checked="" type="checkbox"/>	<input type="checkbox"/>
Radiated Emission from Receiver Part	15.109	<input type="checkbox"/>	<input type="checkbox"/>	<input type="checkbox"/>
AC Conducted Emissions	15.207	<input checked="" type="checkbox"/>	<input checked="" type="checkbox"/>	<input type="checkbox"/>

The following is intentionally left blank.

Note:

1. This EUT incorporates a MIMO function with IEEE 802.11a, 802.11n and 802.11ac. Physically, this EUT includes two transmitters and two receivers with two incoherent streams. This device uses multiplexing and also employ cyclic delay diversity to improve range and throughput, and this device simultaneously operates on two adjacent channels.
2. This EUT is 2*2 spatial MIMO (2Tx&2Rx) without beam forming function. That operates dual chain configuration. The Pre-test was performed to determine the worst case mode from all possible combinations between all available modulations, data rates, bandwidths, and spatial stream modes.
3. The detail of chosen mode for full testing are as below:

Mode	Available channel	Chosen Channel	Modulation Technology	Modulation Type	Data Rate (Mbps)
802.11a	1 to 5	149,157,165	OFDM	BPSK, QPSK, 16QAM, 64QAM	6
802.11n (20MHz)	1 to 5	149,157,165	OFDM	BPSK, QPSK, 16QAM, 64QAM	MCS 8
802.11n (40MHz)	1 to 2	151,159	OFDM	BPSK, QPSK, 16QAM, 64QAM	MCS 8
802.11ac	1	155	OFDM	BPSK, QPSK, 16QAM, 64QAM, 256QAM	MCS 0-9



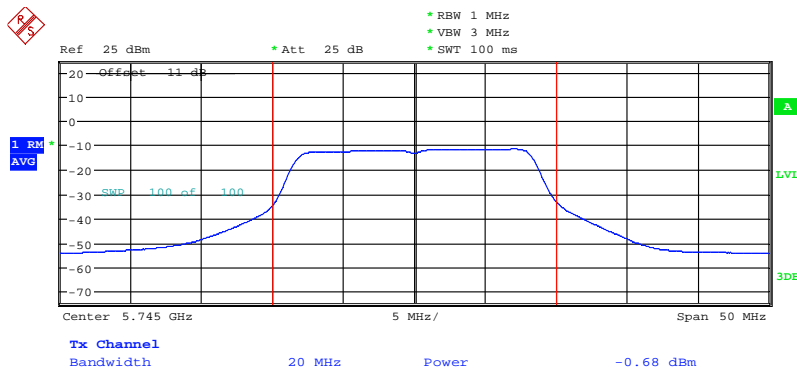
Registration number: W6M21512-15493-C-54
FCC ID: IR5RW11

3.1 Peak Transmit Power, FCC 15.407 (a)

According to §15.407(a)

1. For the band 5.15-5.25 GHz, the maximum conducted power over the frequency of operation shall not exceed the lesser of 30 dBm (1 W) for master device and 24 dBm (250 mW) for mobile/portable client device.
2. For the band 5.25-5.35 GHz and 5.47-5.725 GHz, the maximum conducted power over the frequency of operation shall not exceed the lesser of 24 dBm (250 mW) or $11\text{dBm} + 10 \log B$, whichever is lower (B= 26-dB emission BW).
3. For the band 5.725-5.850 GHz, the maximum conducted power over the frequency of operation shall not exceed the lesser of 30 dBm (1 W).

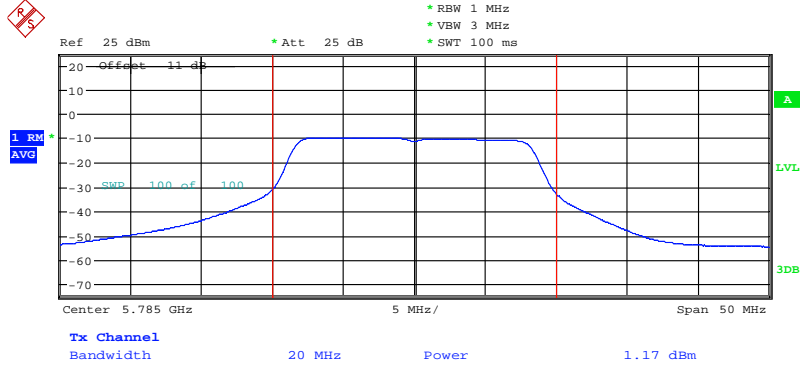
ANT A
Mode A



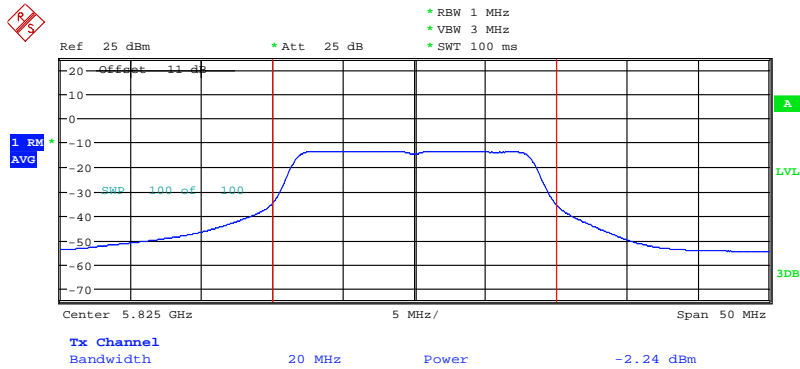
MAXIMUM CONDUCTED POWER CDD ANT0_aCH149
Date: 7.JAN.2016 07:58:23



Registration number: W6M21512-15493-C-54
FCC ID: IR5RW11



MAXIMUM CONDUCTED POWER CDD ANT0_aCH157
Date: 7.JAN.2016 08:02:35



MAXIMUM CONDUCTED POWER CDD ANT0_aCH165
Date: 7.JAN.2016 08:07:08

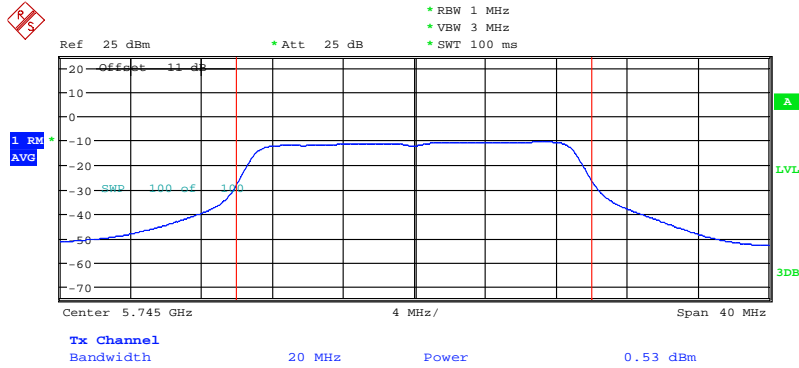


Worldwide Testing Services(Taiwan) Co., Ltd.

Registration number: W6M21512-15493-C-54

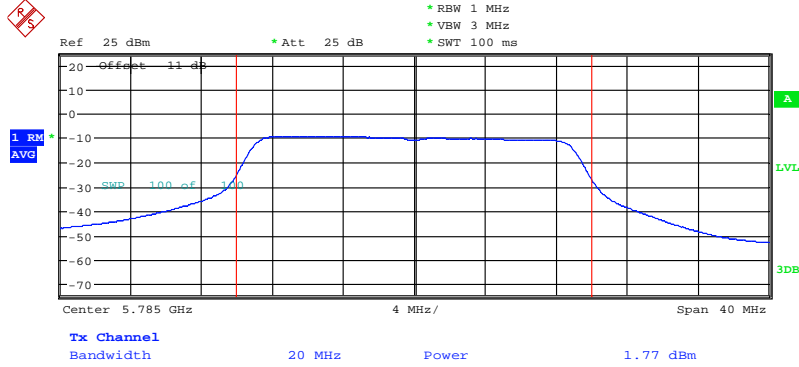
FCC ID: IR5RW11

Mode B



MAXIMUM CONDUCTED POWER CDD ANT0_VHT20CH149

Date: 7.JAN.2016 08:11:57

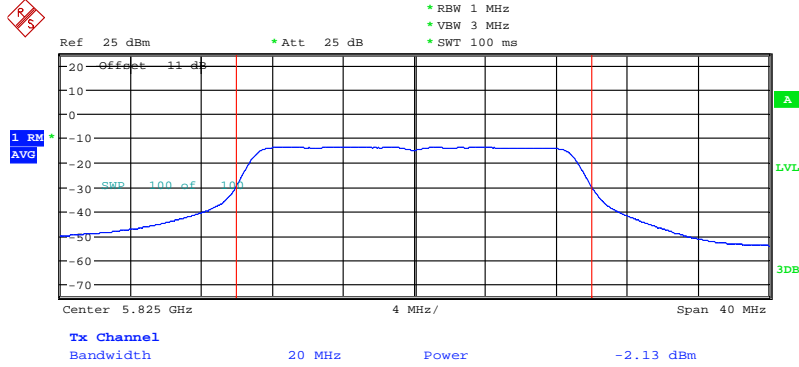


MAXIMUM CONDUCTED POWER CDD ANT0_VHT20CH157

Date: 7.JAN.2016 08:15:46

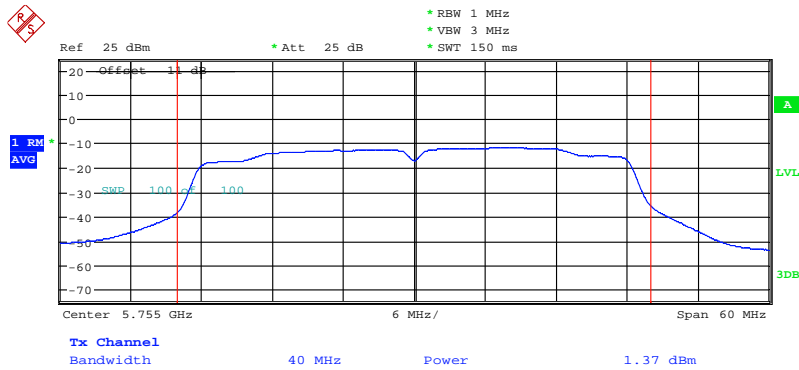


Registration number: W6M21512-15493-C-54
 FCC ID: IR5RW11



MAXIMUM CONDUCTED POWER CDD ANT0_VHT20CH165
 Date: 7.JAN.2016 08:19:58

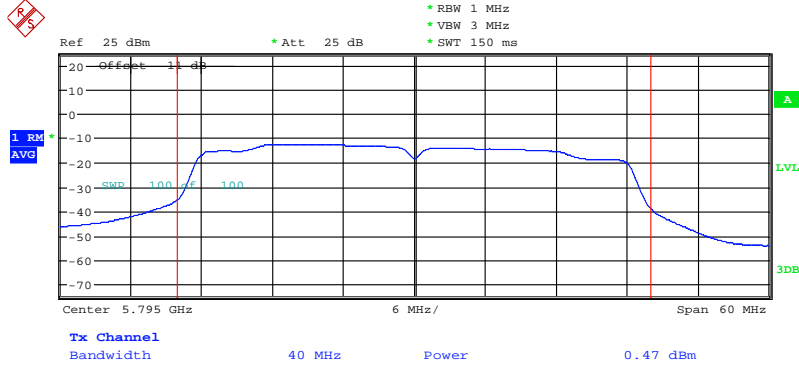
Mode C



MAXIMUM CONDUCTED POWER CDD ANT0_VHT40CH151
 Date: 7.JAN.2016 08:24:19

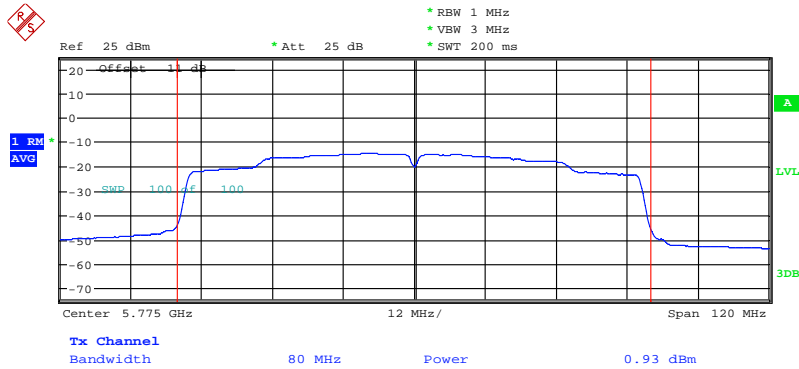


Registration number: W6M21512-15493-C-54
FCC ID: IR5RW11



MAXIMUM CONDUCTED POWER CDD ANT0_VHT40CH159
Date: 7.JAN.2016 08:31:49

Mode D



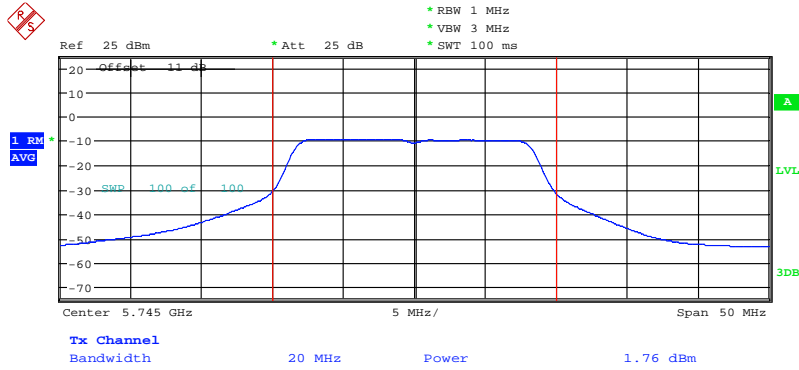
MAXIMUM CONDUCTED POWER CDD ANT0_VHT80CH155
Date: 7.JAN.2016 08:37:22



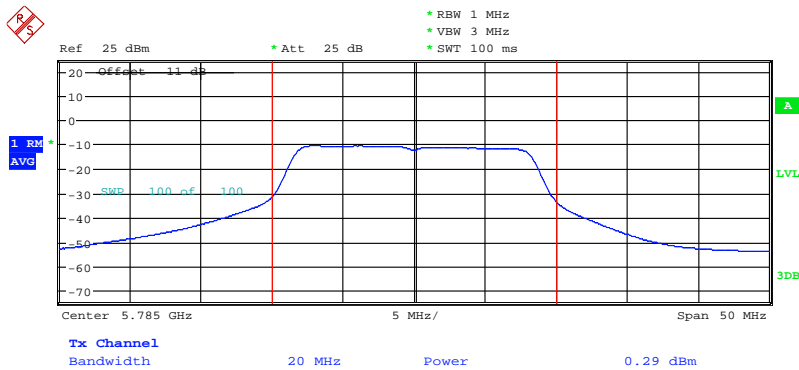
Worldwide Testing Services(Taiwan) Co., Ltd.

Registration number: W6M21512-15493-C-54
FCC ID: IR5RW11

ANT B
Mode A



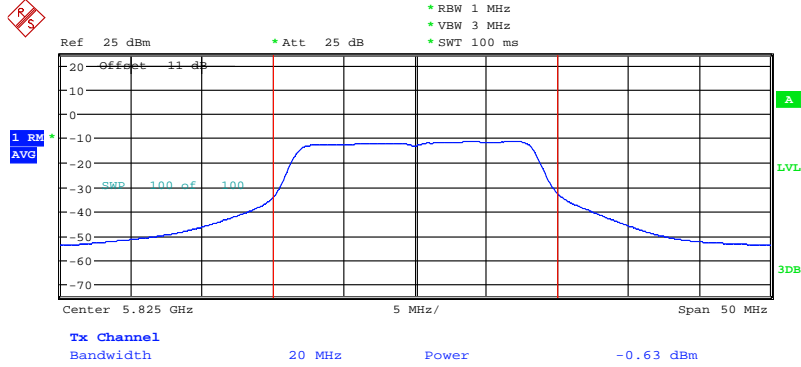
MAXIMUM CONDUCTED POWER CDD ANT1_aCH149
Date: 7.JAN.2016 07:59:05



MAXIMUM CONDUCTED POWER CDD ANT1_aCH157
Date: 7.JAN.2016 08:03:17

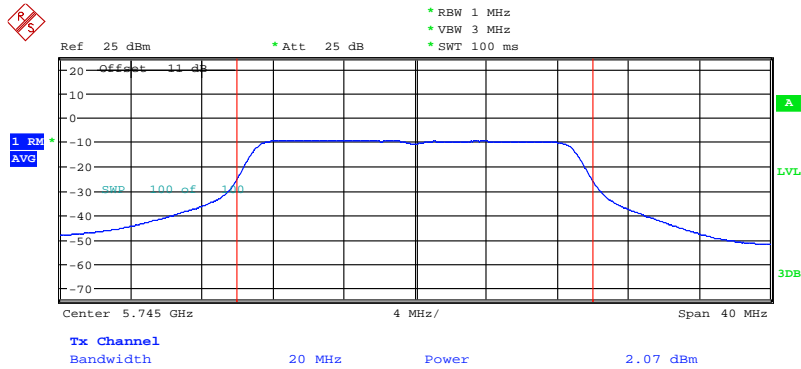


Registration number: W6M21512-15493-C-54
FCC ID: IR5RW11



MAXIMUM CONDUCTED POWER CDD ANT1_aCH165
Date: 7.JAN.2016 08:07:43

Mode B

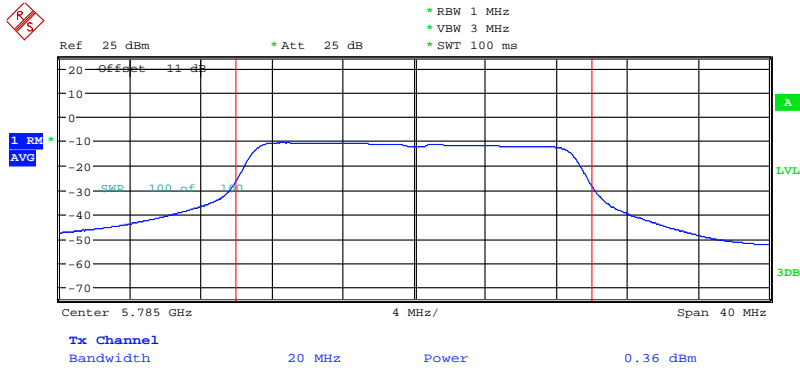


MAXIMUM CONDUCTED POWER CDD ANT1_VHT20CH149
Date: 7.JAN.2016 08:12:30

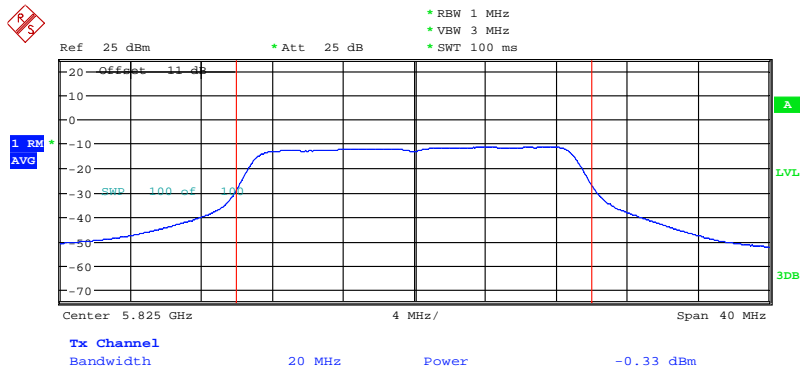


Worldwide Testing Services(Taiwan) Co., Ltd.

Registration number: W6M21512-15493-C-54
FCC ID: IR5RW11



MAXIMUM CONDUCTED POWER CDD ANT1_VHT20CH157
Date: 7.JAN.2016 08:16:28



MAXIMUM CONDUCTED POWER CDD ANT1_VHT20CH165
Date: 7.JAN.2016 08:20:33

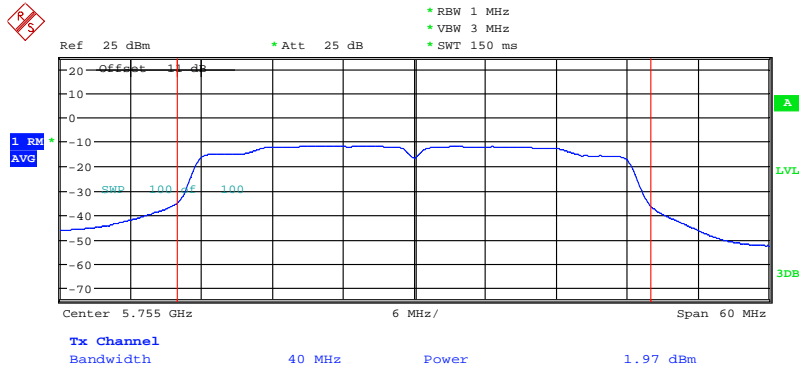


Worldwide Testing Services(Taiwan) Co., Ltd.

Registration number: W6M21512-15493-C-54

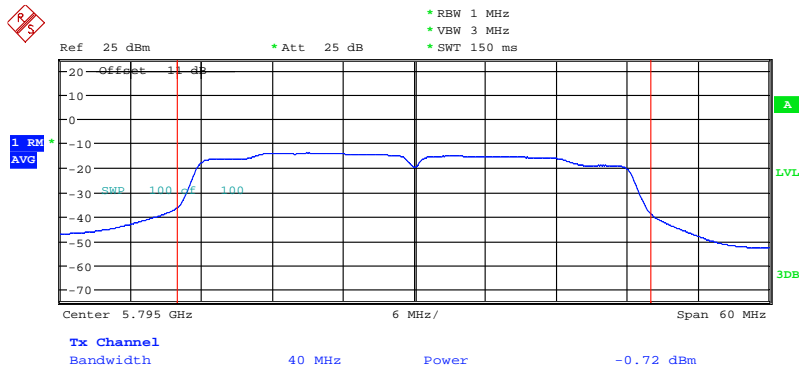
FCC ID: IR5RW11

Mode C



MAXIMUM CONDUCTED POWER CDD ANT1_VHT40CH151

Date: 7.JAN.2016 08:27:39



MAXIMUM CONDUCTED POWER CDD ANT1_VHT40CH159

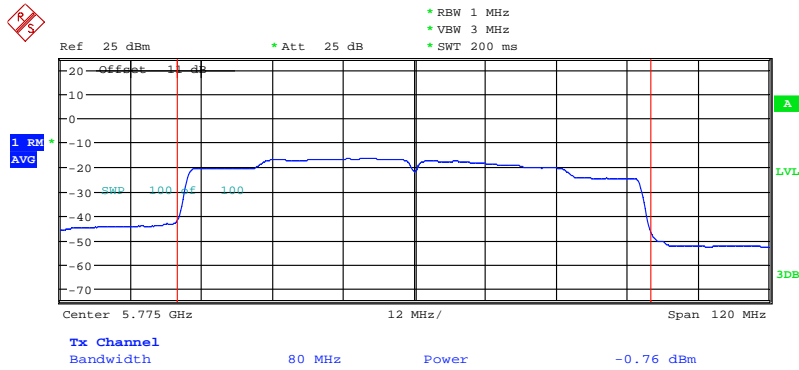
Date: 7.JAN.2016 08:32:39



Registration number: W6M21512-15493-C-54

FCC ID: IR5RW11

Mode D



MAXIMUM CONDUCTED POWER CDD ANTL_VHT80CH155
Date: 7.JAN.2016 08:38:47

ANT A	mW			dBm		
	Ch Low	Ch Mid	Ch High	Ch Low	Ch Mid	Ch High
802.11n 20MHz	1.13	1.5	0.61	0.53	1.77	-2.13
802.11n 40MHz	1.37	--	1.11	1.37	--	0.47
802.11ac	1.24			0.93		
ANT B	mW			dBm		
	Ch Low	Ch Mid	Ch High	Ch Low	Ch Mid	Ch High
802.11n 20MHz	1.61	1.09	0.93	2.07	0.36	-0.33
802.11n 40MHz	1.57	--	0.85	1.97	--	-0.72
802.11ac	0.84			-0.76		
Combine	mW			dBm		
	Ch Low	Ch Mid	Ch High	Ch Low	Ch Mid	Ch High
802.11n 20MHz	2.74	2.59	1.54	4.38	4.13	1.88
802.11n 40MHz	2.94	--	1.96	4.68	--	2.92
802.11ac	2.08			3.18		

Test equipment used: ETSTW-RE 055, ETSTW-RE 050

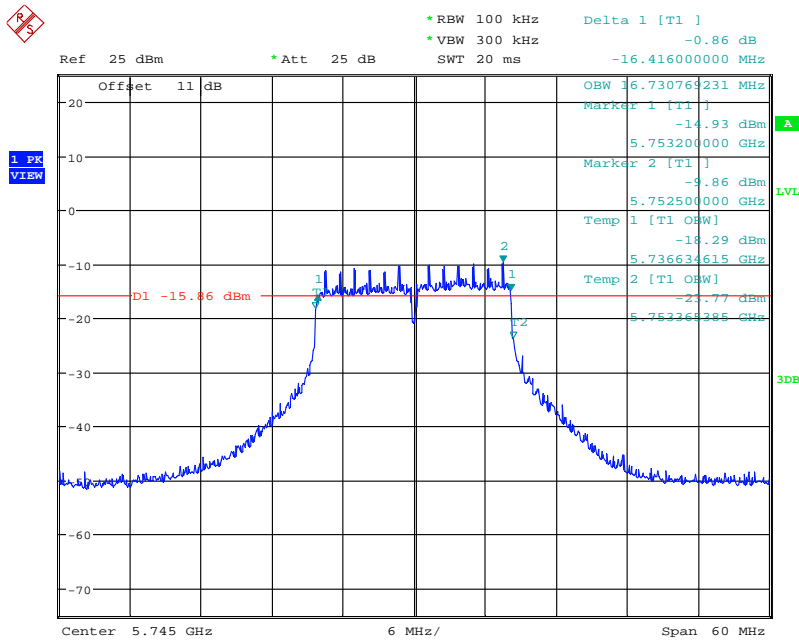


Registration number: W6M21512-15493-C-54
 FCC ID: IR5RW11

3.2 6dB emission bandwidth, 99% Occupied Bandwidth, FCC 15.407 (a)

According to §15.407(a). No Limit required.

Result:
 ANT A
 Mode A

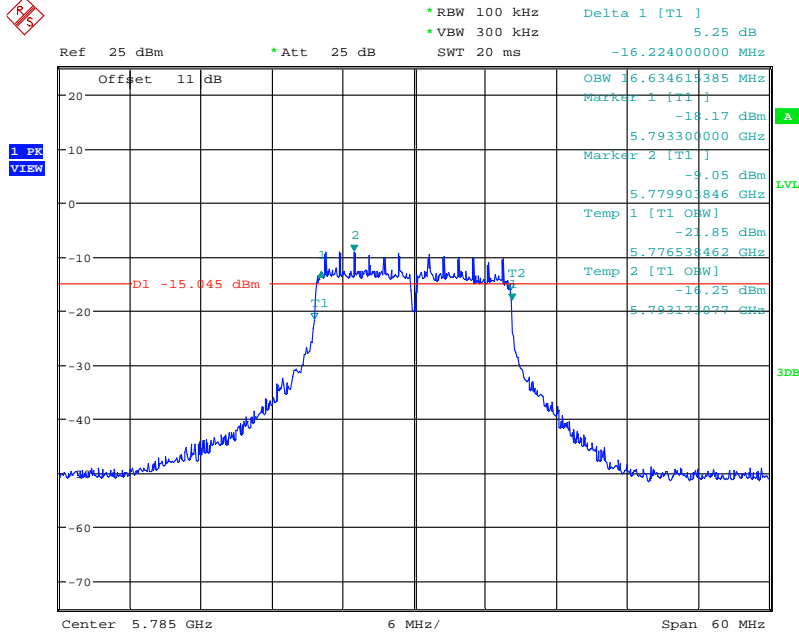


99% OBW & 6DB BANDWIDTH CDD ANT0_a Mode_CH149
 Date: 7.JAN.2016 08:00:50

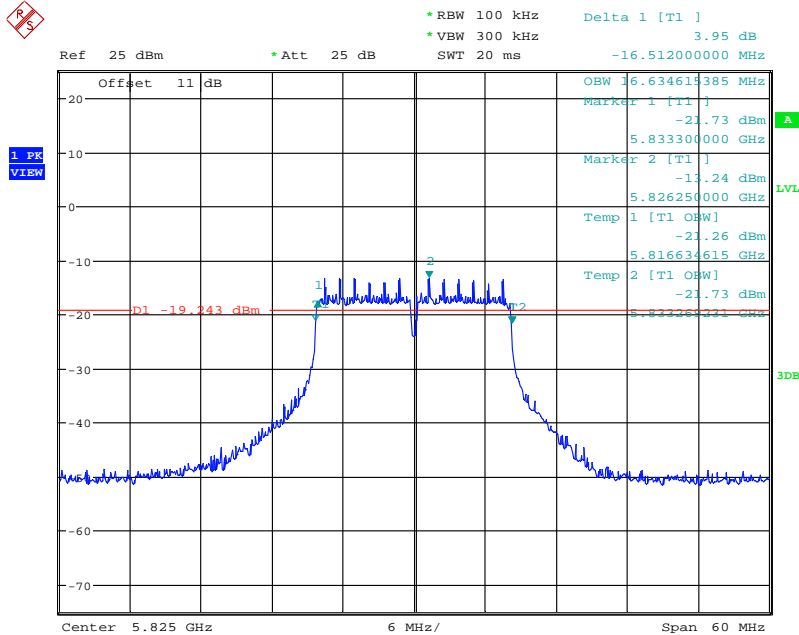


Worldwide Testing Services(Taiwan) Co., Ltd.

Registration number: W6M21512-15493-C-54
 FCC ID: IR5RW11



99% OBW & 6DB BANDWIDTH CDD ANT0_a Mode_CH157
 Date: 7.JAN.2016 08:05:02



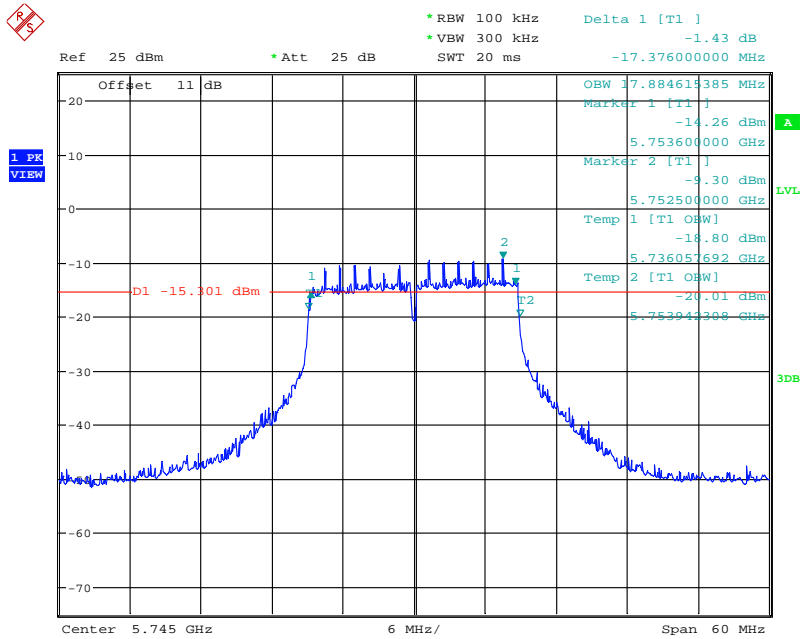
99% OBW & 6DB BANDWIDTH CDD ANT0_a Mode_CH165
 Date: 7.JAN.2016 08:09:28



Registration number: W6M21512-15493-C-54

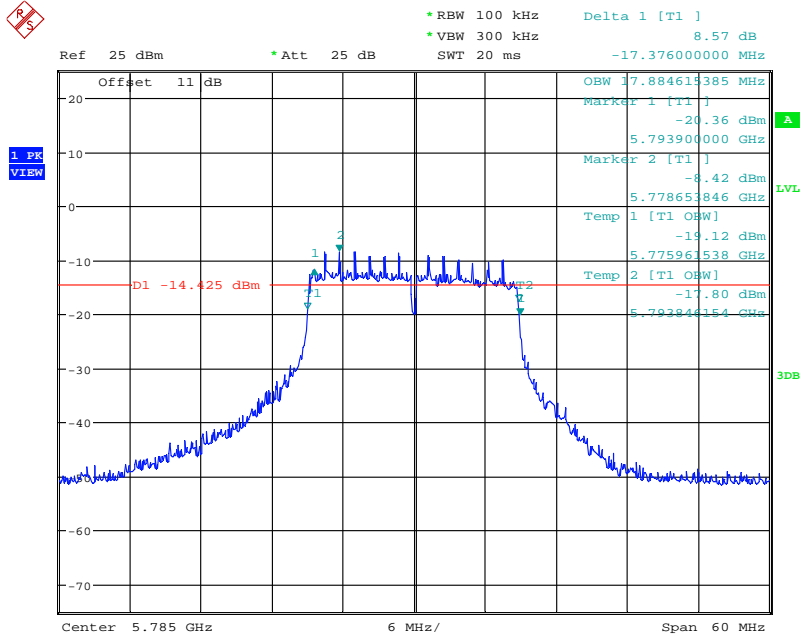
FCC ID: IR5RW11

Mode B



99% OBW & 6DB BANDWIDTH CDD ANT0_VHT20_CH149

Date: 7.JAN.2016 08:14:08

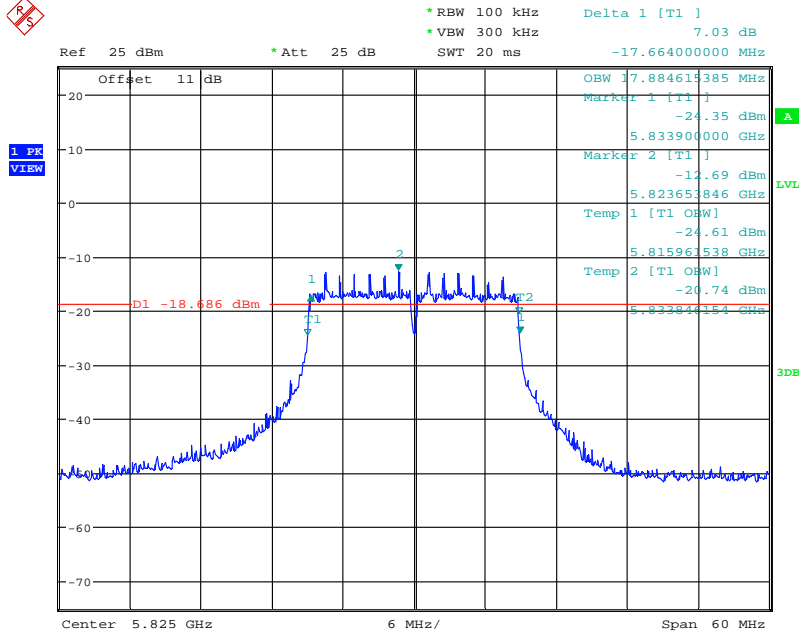


99% OBW & 6DB BANDWIDTH CDD ANT0_VHT20_CH157

Date: 7.JAN.2016 08:18:13

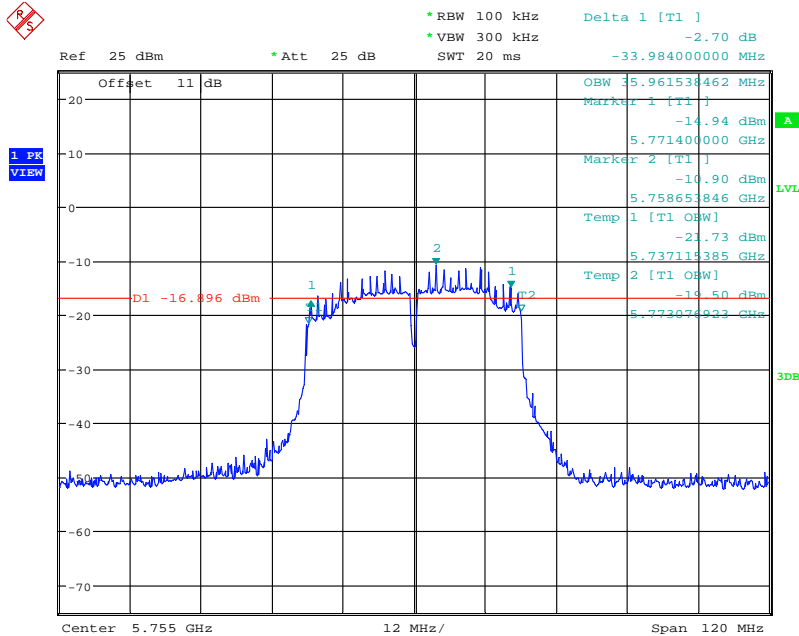


Registration number: W6M21512-15493-C-54
 FCC ID: IR5RW11



99% OBW & 6DB BANDWIDTH CDD ANT0_VHT20_CH165
 Date: 7.JAN.2016 08:22:25

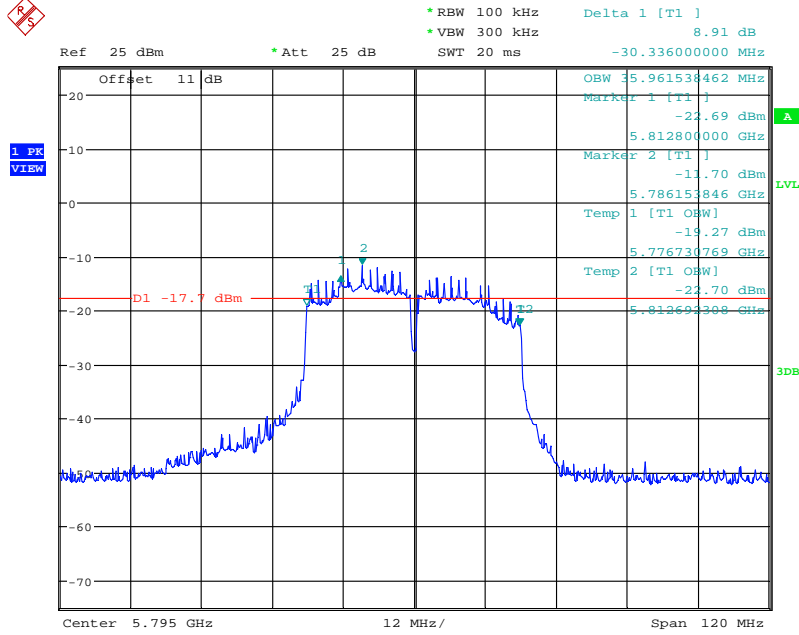
Mode C



99% OBW & 6DB BANDWIDTH CDD ANT0_VHT40_CH151
 Date: 7.JAN.2016 08:29:23

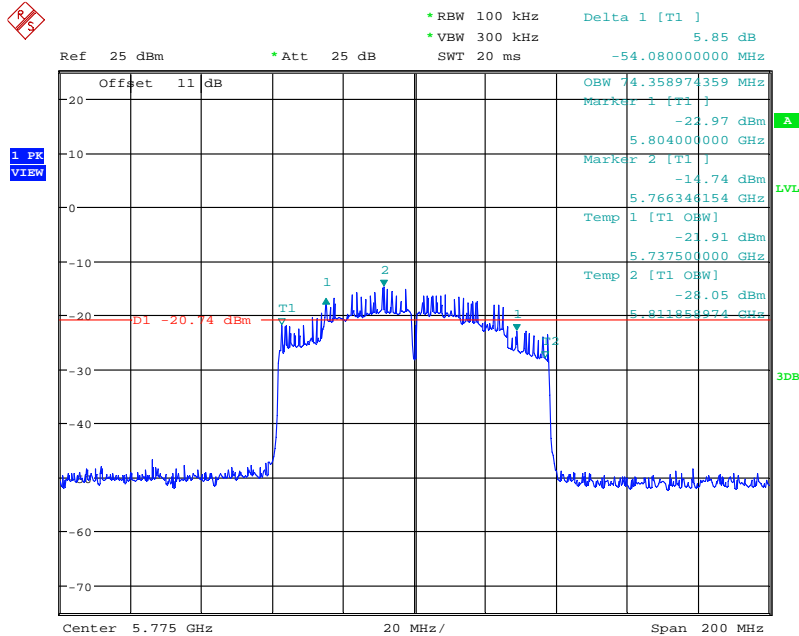


Registration number: W6M21512-15493-C-54
 FCC ID: IR5RW11



99% OBW & 6DB BANDWIDTH CDD ANT0_VHT40_CH159
 Date: 7.JAN.2016 08:34:59

Mode D

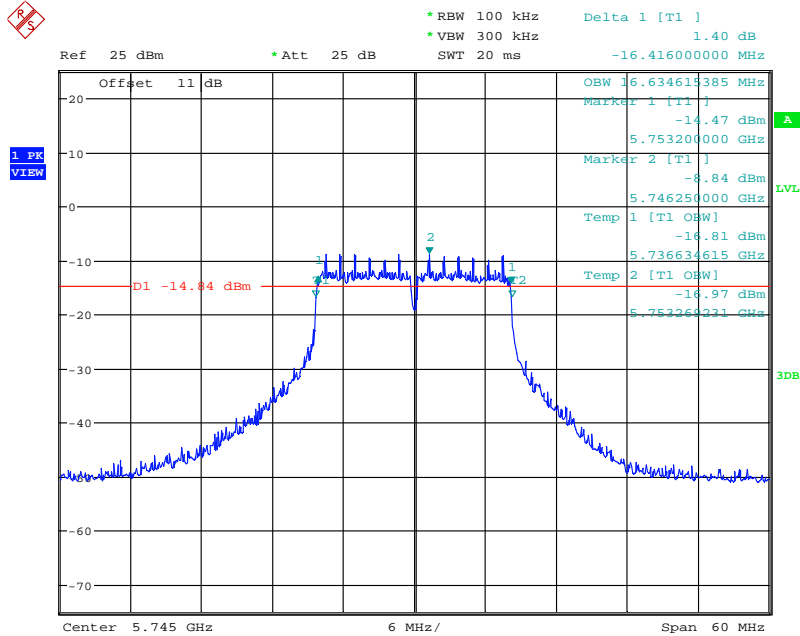


99% OBW & 6DB BANDWIDTH CDD ANT0_VHT80_CH155
 Date: 7.JAN.2016 08:41:29

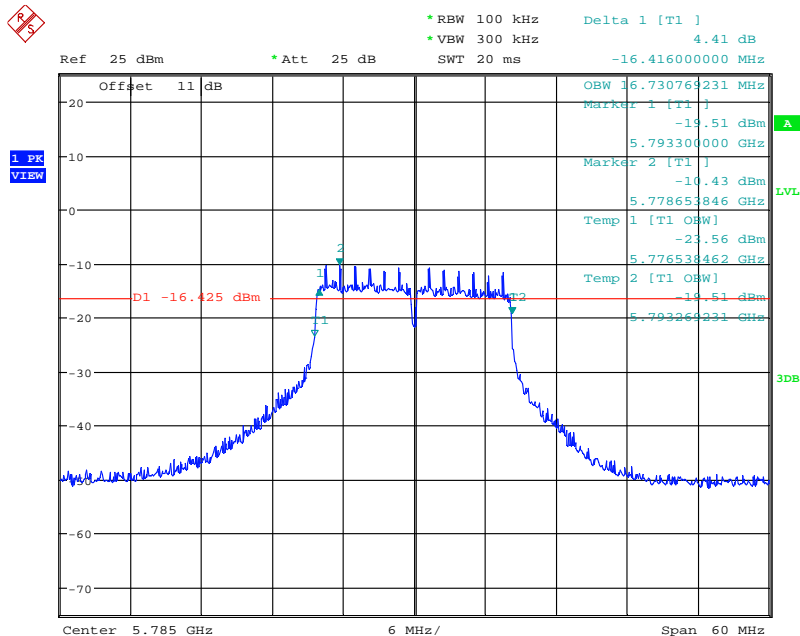


Registration number: W6M21512-15493-C-54
 FCC ID: IR5RW11

ANT B
 Mode A



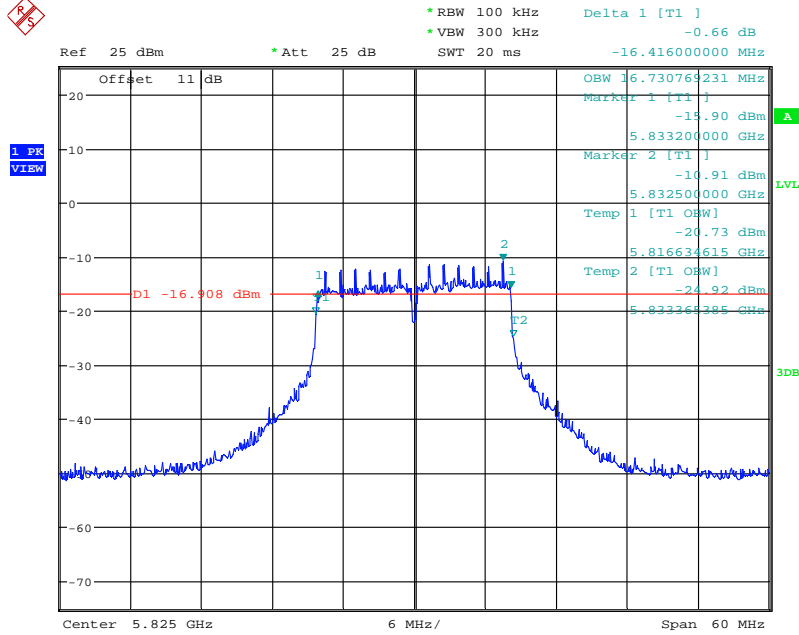
99% OBW & 6DB BANDWIDTH CDD ANTI_a Mode_CH149
 Date: 7.JAN.2016 08:01:25



99% OBW & 6DB BANDWIDTH CDD ANTI_a Mode_CH157
 Date: 7.JAN.2016 08:05:37

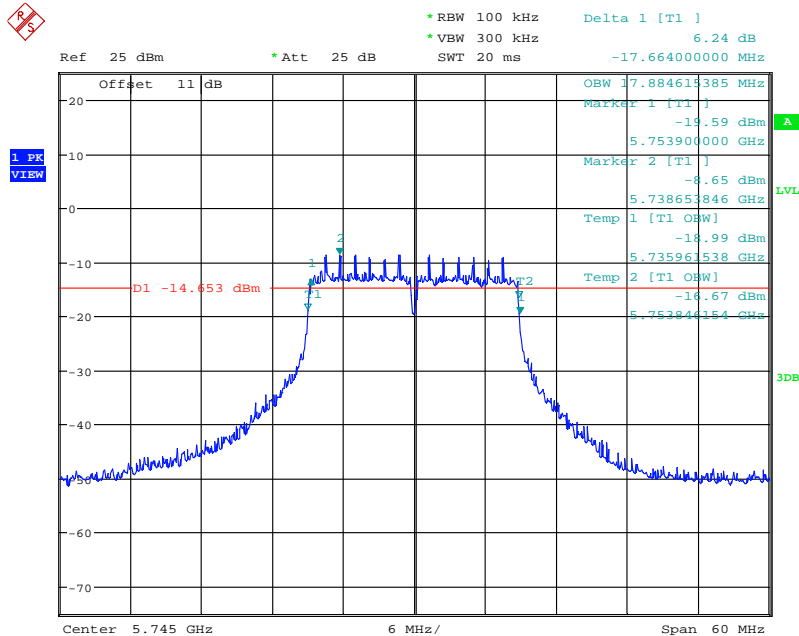


Registration number: W6M21512-15493-C-54
 FCC ID: IR5RW11



99% OBW & 6DB BANDWIDTH CDD ANT1_a Mode_CH165
 Date: 7.JAN.2016 08:10:03

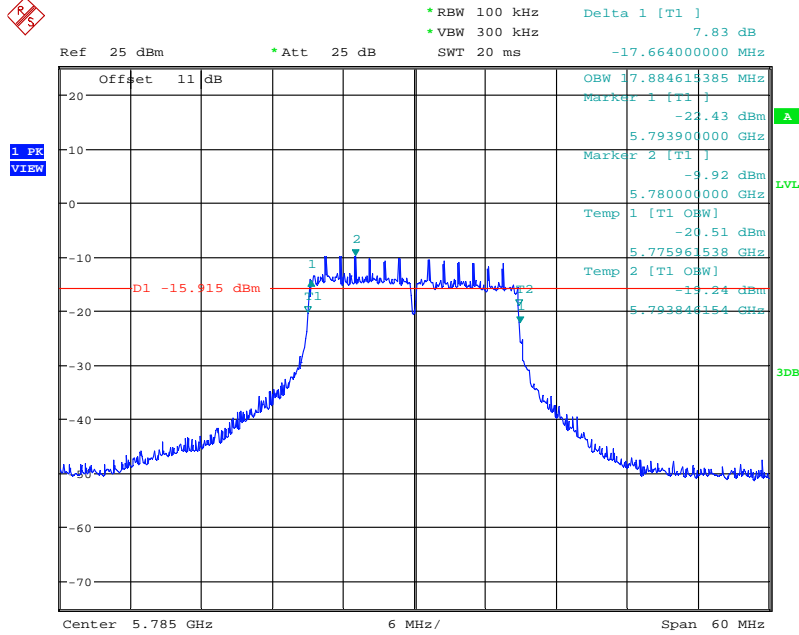
Mode B



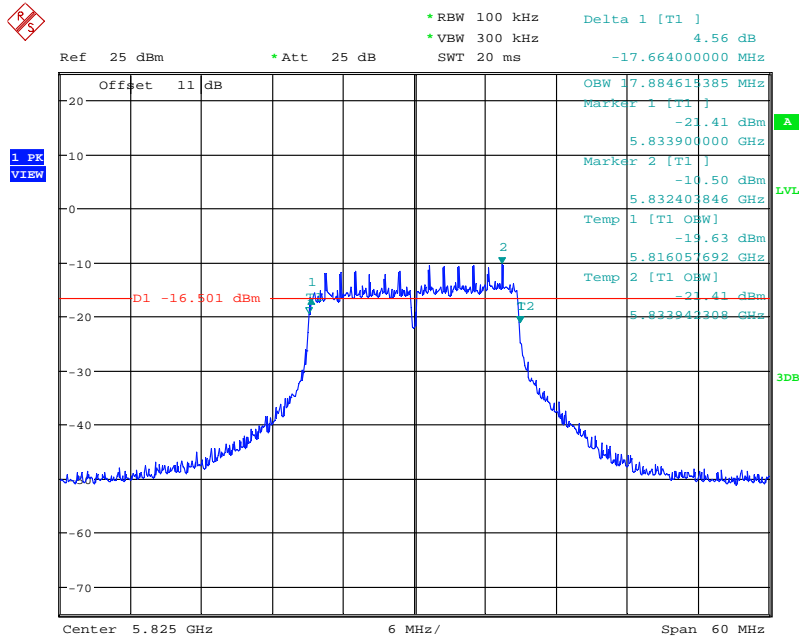
99% OBW & 6DB BANDWIDTH CDD ANT1_VHT20_CH149
 Date: 7.JAN.2016 08:14:50



Registration number: W6M21512-15493-C-54
 FCC ID: IR5RW11



99% OBW & 6DB BANDWIDTH CDD ANT1_VHT20_CH157
 Date: 7.JAN.2016 08:18:48



99% OBW & 6DB BANDWIDTH CDD ANT1_VHT20_CH165
 Date: 7.JAN.2016 08:23:00

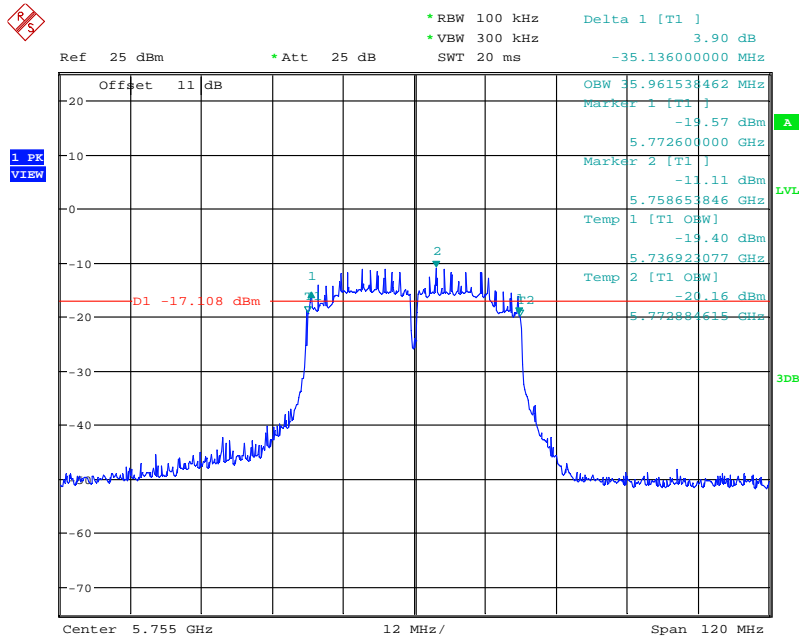


Worldwide Testing Services(Taiwan) Co., Ltd.

Registration number: W6M21512-15493-C-54

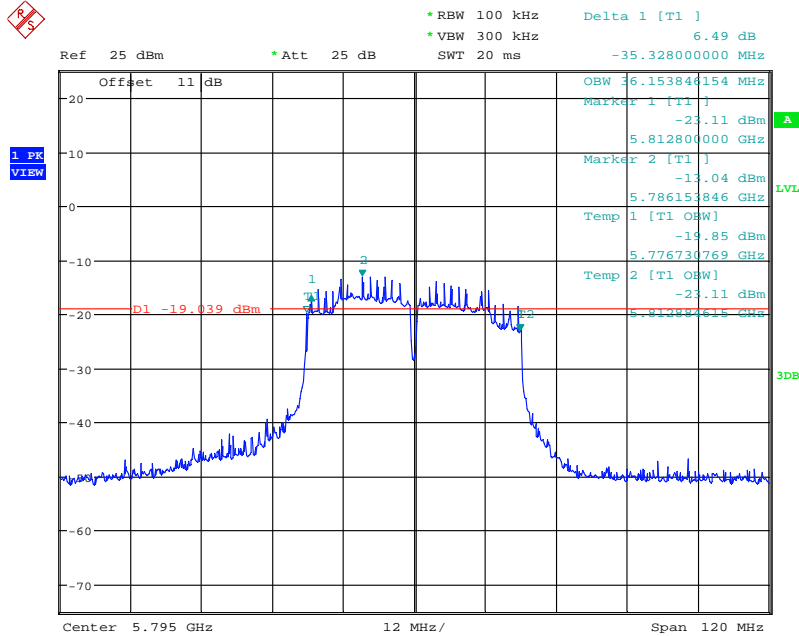
FCC ID: IR5RW11

Mode C



99% OBW & 6DB BANDWIDTH CDD ANT1_VHT40_CH151

Date: 7.JAN.2016 08:30:03



99% OBW & 6DB BANDWIDTH CDD ANT1_VHT40_CH159

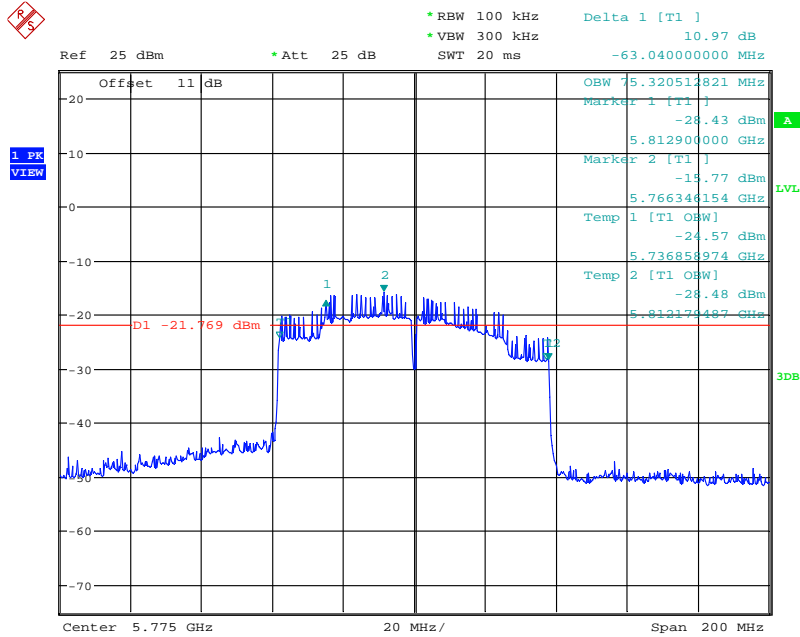
Date: 7.JAN.2016 08:35:39



Registration number: W6M21512-15493-C-54

FCC ID: IR5RW11

Mode D



99% OBW & 6DB BANDWIDTH CDD ANT1_VHT80_CH155
 Date: 7.JAN.2016 08:42:19

Test equipment used: ETSTW-RE 055, ETSTW-RE 050



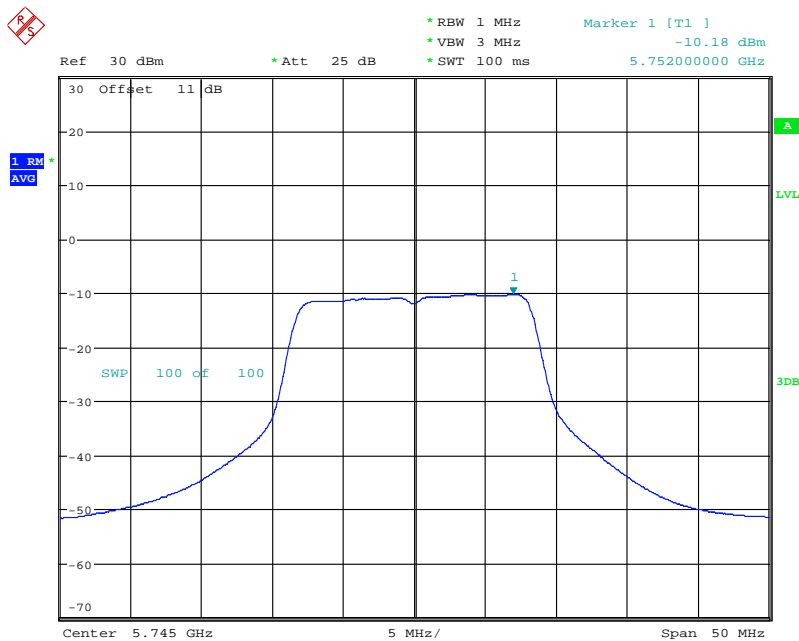
Registration number: W6M21512-15493-C-54
FCC ID: IR5RW11

3.3 Peak Power Spectral Density, FCC 15.407 (a)

According to §15.407(a)

1. For the band 5.15-5.25 GHz, the peak power spectral density shall not exceed 17 dBm/MHz for master device and 11 dBm/MHz for mobile/portable client device.
2. For the band 5.25-5.35 GHz and 5.47-5.725 GHz, the peak power spectral density shall not exceed 11 dBm/MHz.
3. For the band 5.725-5.850 GHz, the peak power spectral density shall not exceed 30 dBm/500kHz.

ANT A
Mode A

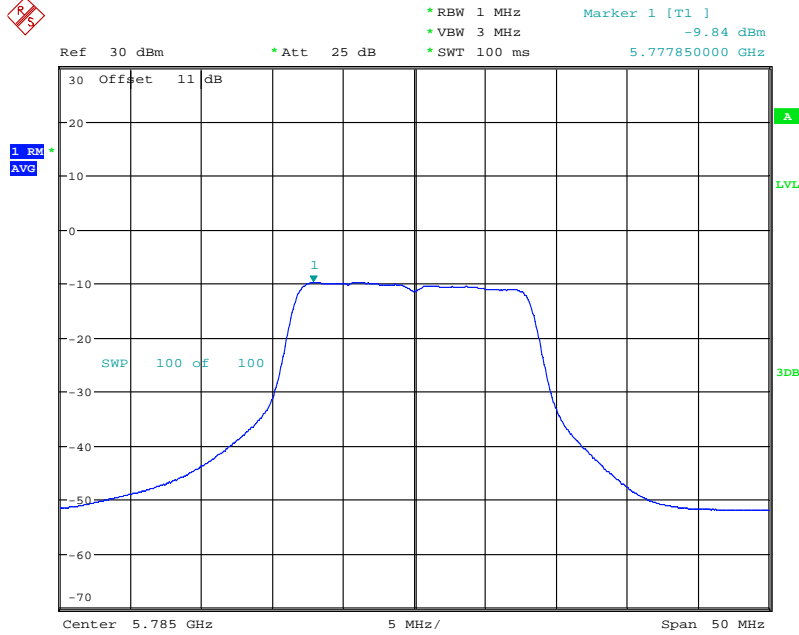


POWER DENSITY CDD ANT0_aCH149
Date: 7.JAN.2016 07:59:41

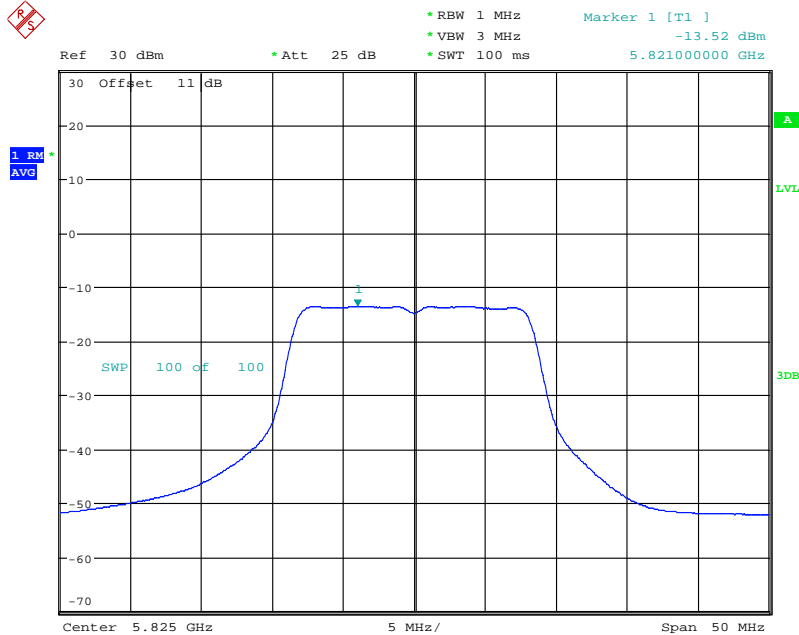


Worldwide Testing Services(Taiwan) Co., Ltd.

Registration number: W6M21512-15493-C-54
FCC ID: IR5RW11



POWER DENSITY CDD ANT0_aCH157
Date: 7.JAN.2016 08:03:53



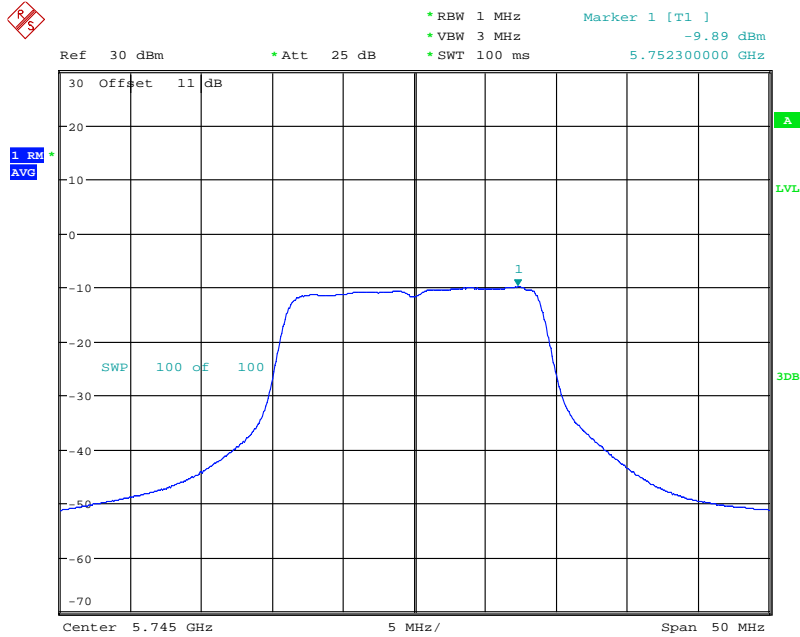
POWER DENSITY CDD ANT0_aCH165
Date: 7.JAN.2016 08:08:19



Registration number: W6M21512-15493-C-54

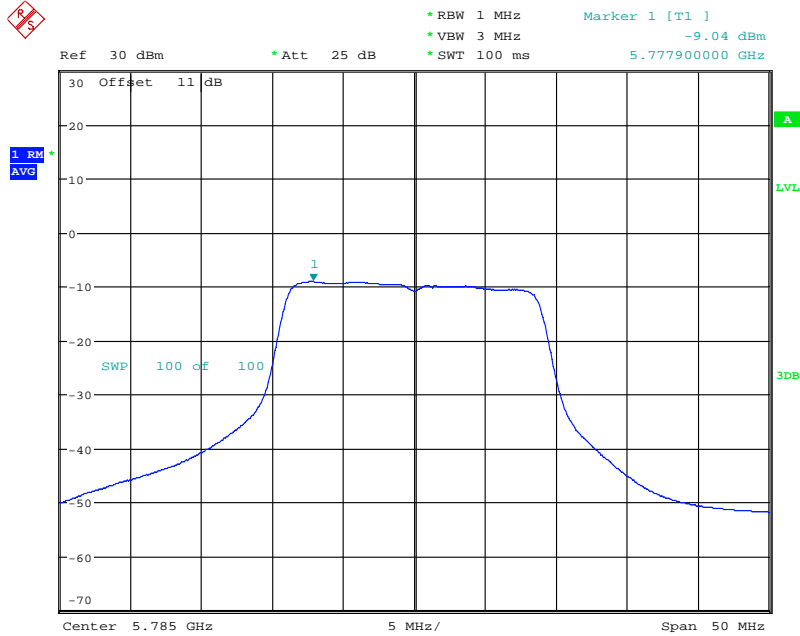
FCC ID: IR5RW11

Mode B



POWER DENSITY CDD ANT0_VHT20CH149

Date: 7.JAN.2016 08:12:59

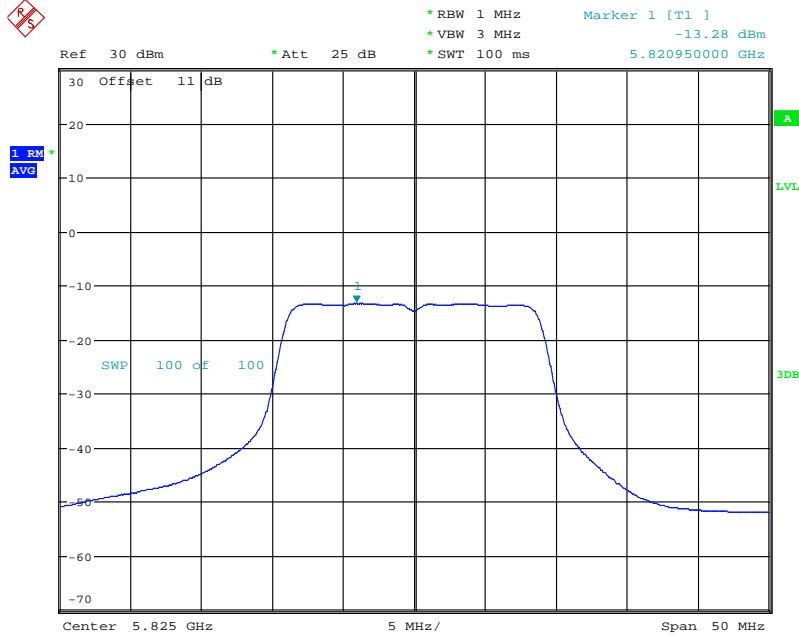


POWER DENSITY CDD ANT0_VHT20CH157

Date: 7.JAN.2016 08:17:04

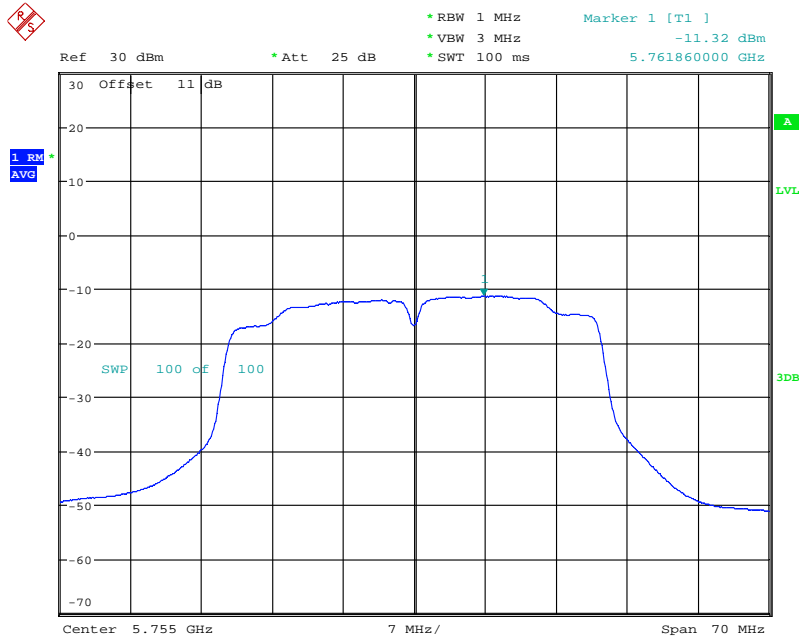


Registration number: W6M21512-15493-C-54
FCC ID: IR5RW11



POWER DENSITY CDD ANT0_VHT20CH165
Date: 7.JAN.2016 08:21:09

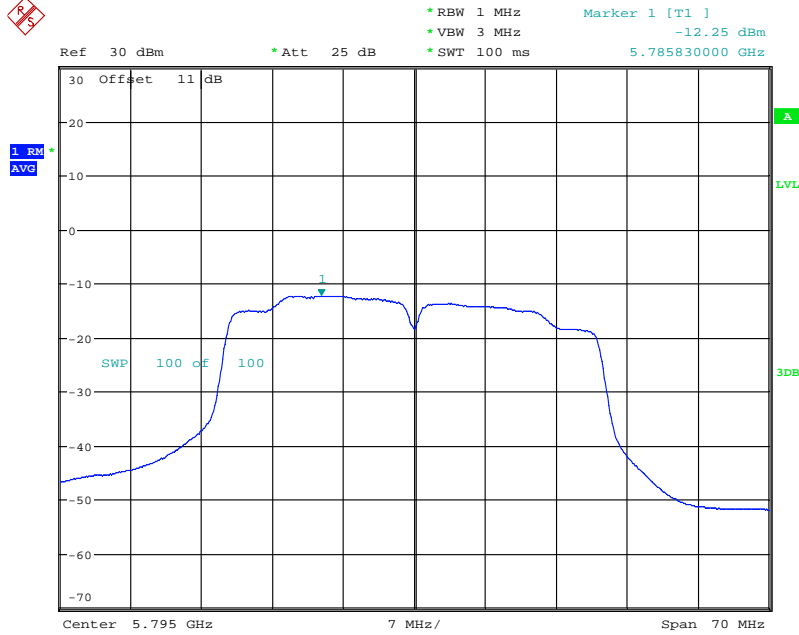
Mode C



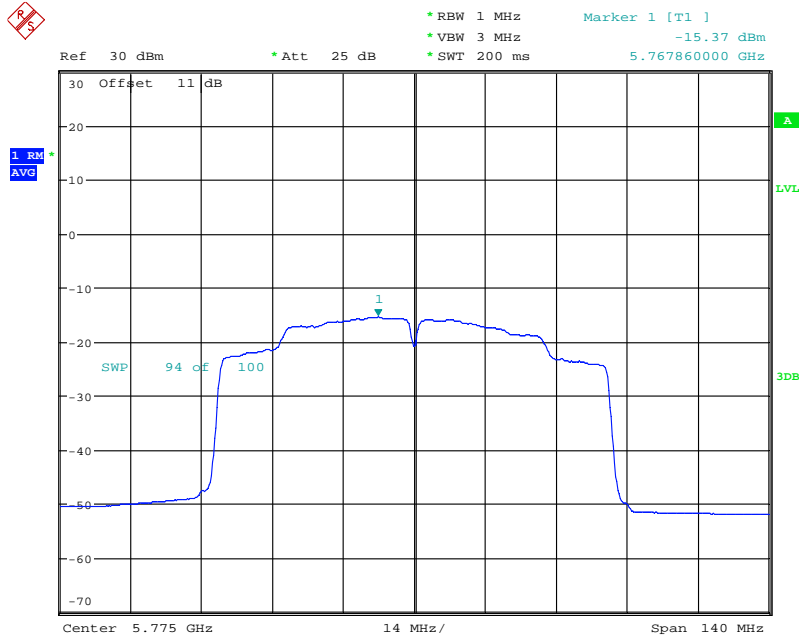
POWER DENSITY CDD ANT0_VHT40CH151
Date: 7.JAN.2016 08:28:12




Registration number: W6M21512-15493-C-54
FCC ID: IR5RW11



Mode D

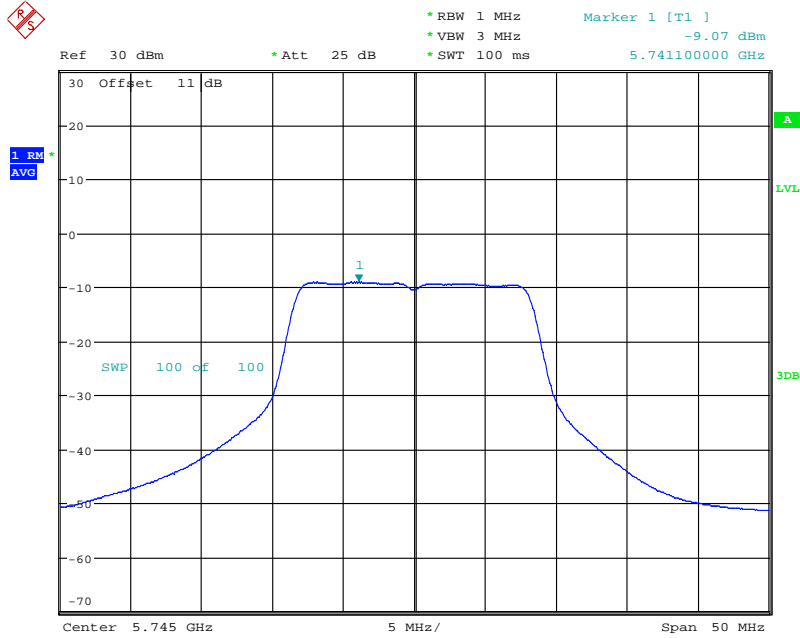




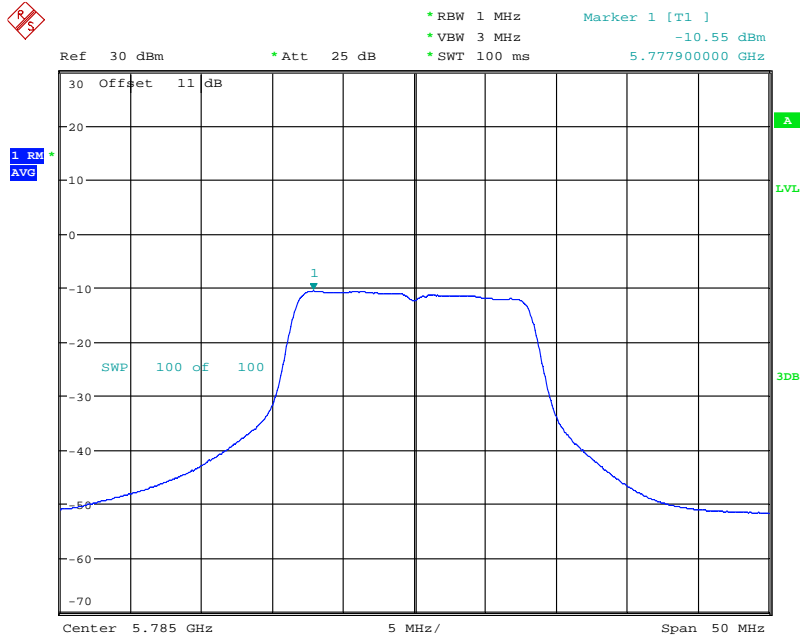
Worldwide Testing Services(Taiwan) Co., Ltd.

Registration number: W6M21512-15493-C-54
 FCC ID: IR5RW11

ANT B
 Mode A



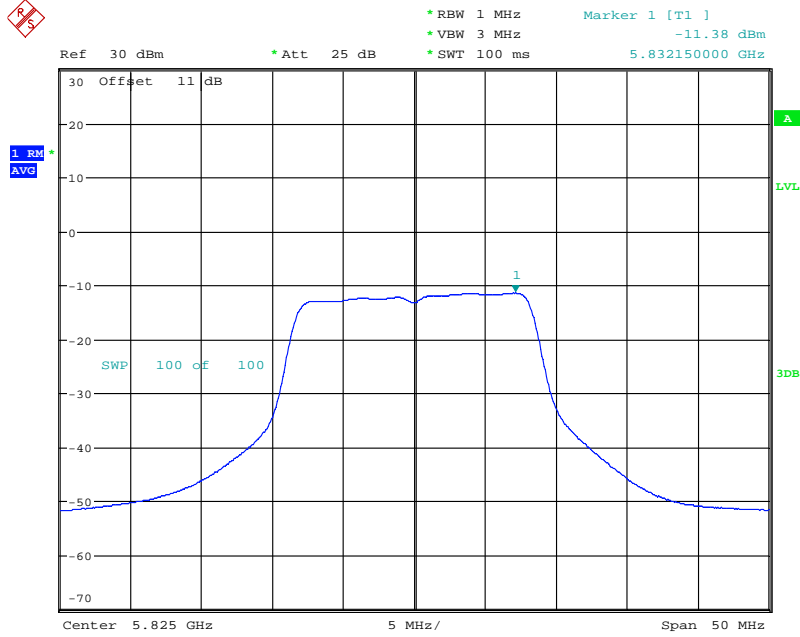
POWER DENSITY CDD ANT1_aCH149
 Date: 7.JAN.2016 08:00:16



POWER DENSITY CDD ANT1_aCH157
 Date: 7.JAN.2016 08:04:28

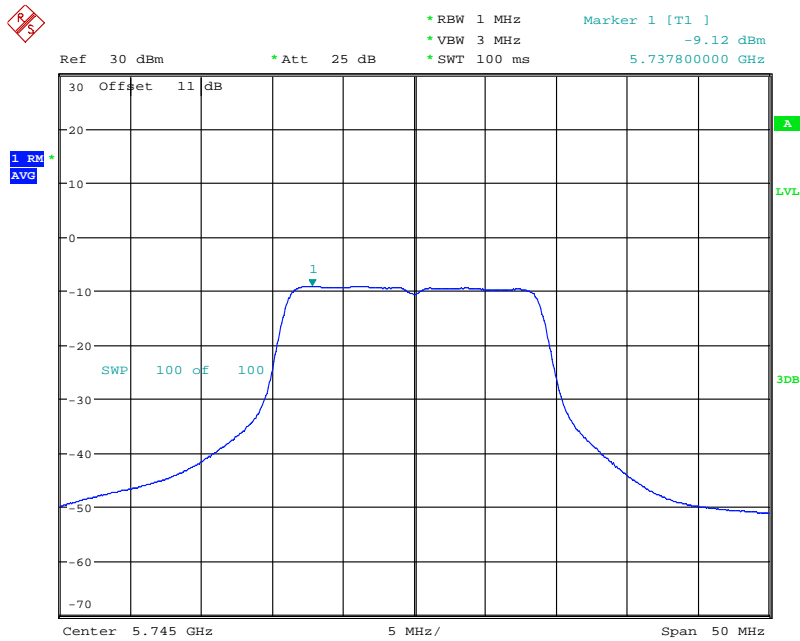


Registration number: W6M21512-15493-C-54
FCC ID: IR5RW11



POWER DENSITY CDD ANT1_aCH165
Date: 7.JAN.2016 08:08:54

Mode B

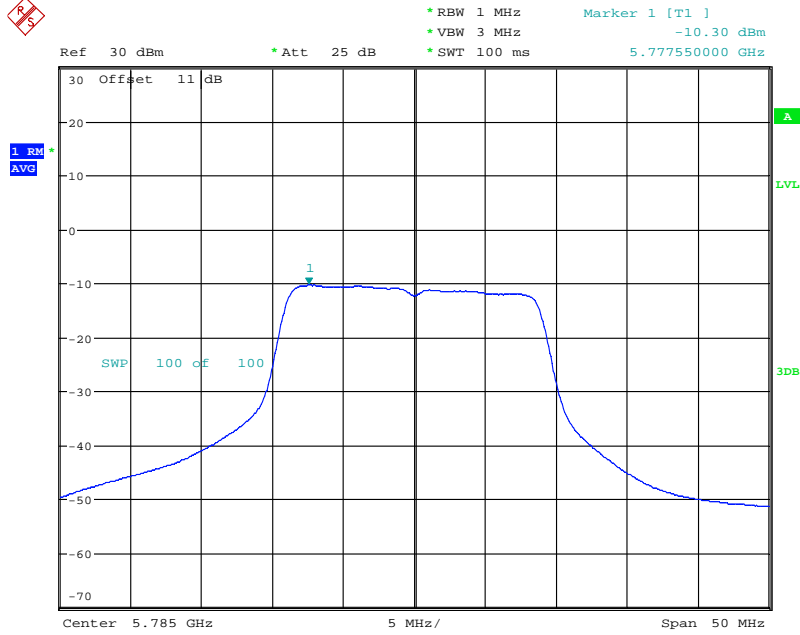


POWER DENSITY CDD ANT1_VHT20CH149
Date: 7.JAN.2016 08:13:34

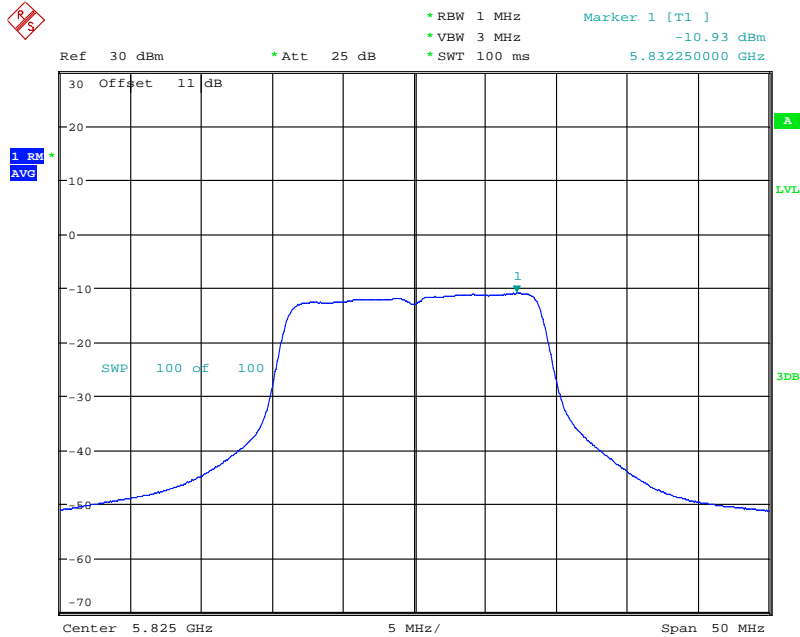


Worldwide Testing Services(Taiwan) Co., Ltd.

Registration number: W6M21512-15493-C-54
FCC ID: IR5RW11



POWER DENSITY CDD ANT1_VHT20CH157
Date: 7.JAN.2016 08:17:39



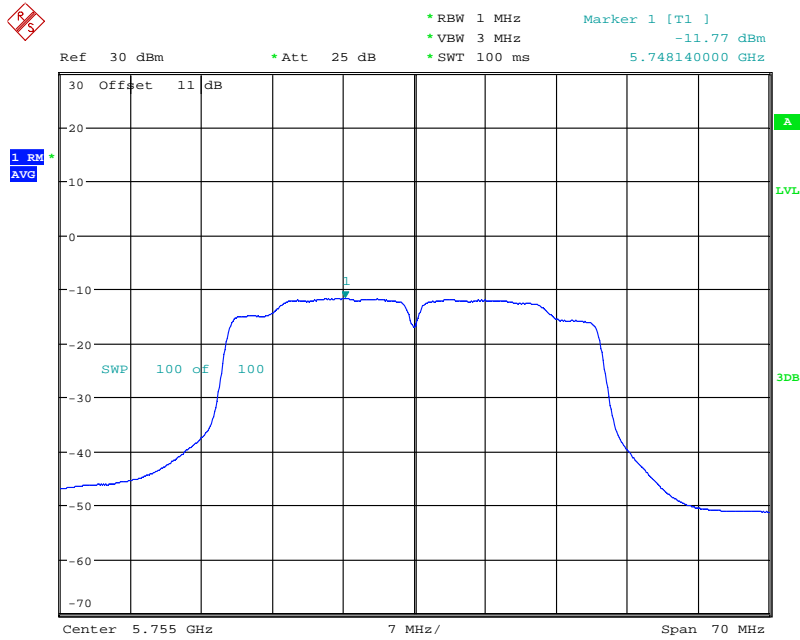
POWER DENSITY CDD ANT1_VHT20CH165
Date: 7.JAN.2016 08:21:51



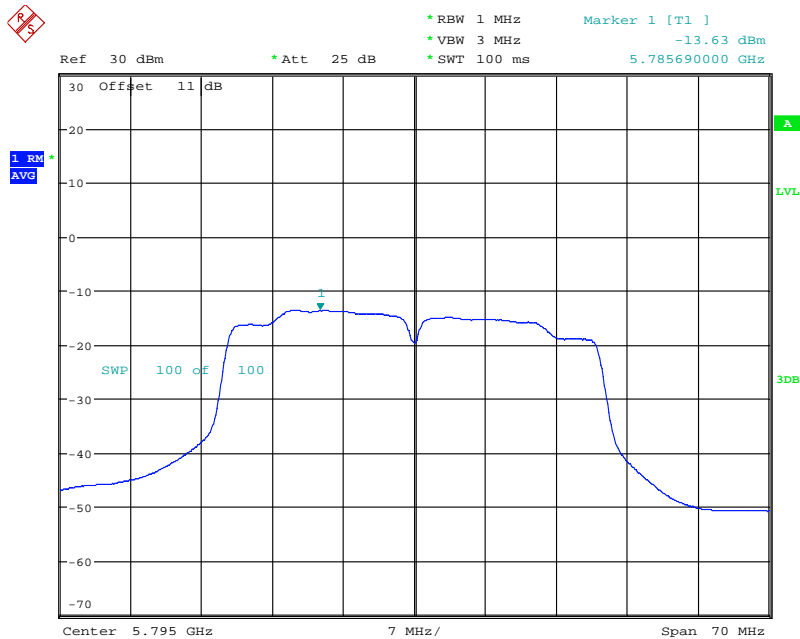
Registration number: W6M21512-15493-C-54

FCC ID: IR5RW11

Mode C



POWER DENSITY CDD ANT1_VHT40CH151
Date: 7.JAN.2016 08:28:52



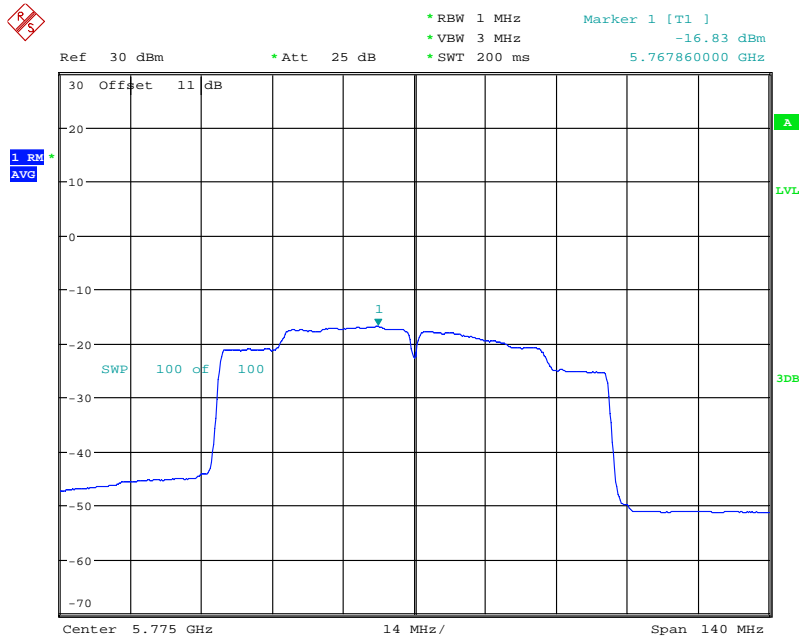
POWER DENSITY CDD ANT1_VHT40CH159
Date: 7.JAN.2016 08:33:56



Registration number: W6M21512-15493-C-54

FCC ID: IR5RW11

Mode D



POWER DENSITY CDD ANT1_VHT80CH155
Date: 7.JAN.2016 08:40:52

ANT A	mW			dBm		
	Ch Low	Ch Mid	Ch High	Ch Low	Ch Mid	Ch High
802.11n 20MHz	0.103	0.125	0.047	-9.89	-9.04	-13.28
802.11n 40MHz	0.074	--	0.06	-11.32	--	-12.25
802.11ac	0.029			-15.37		
ANT B	mW			dBm		
	Ch Low	Ch Mid	Ch High	Ch Low	Ch Mid	Ch High
802.11n 20MHz	0.122	0.093	0.081	-9.12	-10.30	-10.93
802.11n 40MHz	0.067	--	0.043	-11.77	--	-13.63
802.11ac	0.021			-16.83		
Combine	mW			dBm		
	Ch Low	Ch Mid	Ch High	Ch Low	Ch Mid	Ch High
802.11n 20MHz	0.225	0.218	0.128	-6.48	-6.62	-8.93
802.11n 40MHz	0.141	--	0.10	-8.51	--	-9.87
802.11ac	0.050			-13.01		

Test equipment used: ETSTW-RE 055, ETSTW-RE 050



Registration number: W6M21512-15493-C-54
 FCC ID: IR5RW11

3.4 Undesirable emission limits, FCC 15.407 (b)

1. For transmitters operating in the 5.15–5.25 GHz band: all emissions out-side of the 5.15–5.35 GHz band shall not exceed an EIRP of –27 dBm/MHz.
2. For transmitters operating in the 5.25–5.35 GHz band: all emissions out-side of the 5.15–5.35 GHz band shall not exceed an EIRP of –27 dBm/MHz. De-vices operating in the 5.25–5.35 GHz band that generate emissions in the 5.15–5.25 GHz band must meet all appli-cable technical requirements for operation in the 5.15–5.25 GHz band (including indoor use) or alternatively meet an out-of-band emission EIRP limit of -27 dBm/MHz in the 5.15–5.25 GHz band.
3. For transmitters operating in the 5.47–5.725 GHz band: all emissions out-side of the 5.47–5.725 GHz band shall not exceed an EIRP of -27 dBm/MHz.
4. For transmitters operating in the 5.725–5.850 GHz band: all emissions within the frequency range from the band edge to 10 MHz above or below the band edge shall not exceed an EIRP of -17 dBm/MHz; for frequencies 10 MHz or greater above or below the band edge, emissions shall not exceed an EIRP of -27 dBm/MHz.
5. The emission measurements shall be performed using a minimum resolution bandwidth of 1 MHz. A lower resolution bandwidth may be employed near the band edge, when necessary, provided the measured energy is integrated to show the total power over 1 MHz.
6. Unwanted emissions below 1 GHz must comply with the general field strength limits set forth in § 15.209.
7. According to According to KDB 789033 D02 General UNII Test Procedures v01, as specified in 15.407(b), emissions above 1000 MHz that are outside of the restricted bands are subject to a peak emission limit of -27 dBm/MHz (or -17 dBm/MHz as specified in 15.407(b)(4)). However, an out-of-band emission that complies with both the average and peak limits of 15.209 is not required to satisfy the -27 dBm/MHz or -17 dBm/MHz peak emission limit.
8. If radiated measurements are performed, field strength is then converted to EIRP as follows:
 - (i) $EIRP = ((E*d)^2) / 30$, where: E is the field strength in V/m; d is the measurement distance in meters. EIRP is the equivalent isotropically radiated power in watts.
 - (ii) Working in dB units, the above equation is equivalent to: $EIRP[dBm] = E[dB\mu V/m] + 20 \log(d[meters]) - 104.77$.
 - (iii) Or, if d is 3 meters: $EIRP[dBm] = E[dB\mu V/m] - 95.2$

Applicable to	Limit	
<input checked="" type="checkbox"/>	FIELD STRENGTH at 3m (dBμV/m)	
	PK	AV
	74	54
<input type="checkbox"/>	EIRP LIMIT (dBm)	EQUIVALENT FIELD STRENGTH at 3m (dBμV/m)
	PK	PK
	-27	68.3



Worldwide Testing Services(Taiwan) Co., Ltd.

Registration number: W6M21512-15493-C-54
 FCC ID: IR5RW11

Model: RW11 Date: --
 Mode: -- Temperature: -- °C Engineer: --
 Polarization: Horizontal Humidity: -- %

Frequency (MHz)	Reading (dBuV)	Detector	Factor (dB)	Result (dBuV/m)	Limit (dBuV/m)	Margin (dB)	Table Degree (Deg.)	Ant. High (cm)
--	--	--	--	--	--	--	--	--
--	--	--	--	--	--	--	--	--
--	--	--	--	--	--	--	--	--

Frequency (MHz)	Reading (dBuV)		Factor (dB) Corr.	Result (dBuV/m)		Limit (dBuV/m)		Margin (dB)	Table Degree (Deg.)	Ant. High (cm)
	Peak	Ave.		Peak	Ave.	Peak	Ave.			
--	--	--	--	--	--	--	--	--	--	--
--	--	--	--	--	--	--	--	--	--	--

Polarization: Vertical

Frequency (MHz)	Reading (dBuV)	Detector	Factor (dB)	Result (dBuV/m)	Limit (dBuV/m)	Margin (dB)	Table Degree (Deg.)	Ant. High (cm)
--	--	--	--	--	--	--	--	--
--	--	--	--	--	--	--	--	--
--	--	--	--	--	--	--	--	--

Frequency (MHz)	Reading (dBuV)		Factor (dB) Corr.	Result (dBuV/m)		Limit (dBuV/m)		Margin (dB)	Table Degree (Deg.)	Ant. High (cm)
	Peak	Ave.		Peak	Ave.	Peak	Ave.			
--	--	--	--	--	--	--	--	--	--	--
--	--	--	--	--	--	--	--	--	--	--

Test equipment used: ETSTW-RE 004, ETSTW-RE 030, ETSTW-RE 111,
 ETSTW-RE 088, ETSTW-RE 018

Explanation: See attached diagrams in appendix.



Registration number: W6M21512-15493-C-54
FCC ID: IR5RW11

3.5 Automatic Discontinuation of transmission, FCC 15.407 (c)

The device shall automatically discontinue transmission in case of either absence of information to transmit or operational failure.

This function will be declared by manufacturer.

3.6 Reserved, FCC 15.407 (d)

3.7 Indoor Operation Restriction, FCC 15.407 (e)

Within the 5.15–5.25 GHz band, U- NII devices will be restricted to indoor operations to reduce any potential for harmful interference to co-channel MSS operations. This equipment has to be declared by manufacturer of the final product as content of the user manual.



Worldwide Testing Services(Taiwan) Co., Ltd.

Registration number: W6M21512-15493-C-54
 FCC ID: IR5RW11

3.8 Equivalent isotropic radiated power, FCC 15.407 (f)

FCC Rule: 15.407(b)(3)

For systems using digital modulation in the 5.150 GHz-5.250 GHz and 5.725 GHz-5.850GHz bands: 1 Watt.

The conducted output power limit specified in paragraph (b) of this section is based on the use of antennas with directional gains that do not exceed 6dBi. Except as shown in paragraph (c) of this section, if transmitting antennas of directional gain greater than 6 dBi are used, the conducted output power from the intentional radiator shall be reduced below the stated values in paragraphs (b)(1), (b)(2), and (b)(3) of this section, as appropriate, by the amount in dB that the directional gain of the antenna exceeds 6 dBi.

Test equipment used: ETSTW-RE 055

3.9 RF Exposure Compliance Requirements

Systems operating under the provisions of this section shall be operated in a manner that ensures that the public is not exposed to radio frequency energy levels in excess limit for maximum permissible exposure. In accordance with 47 CFR FCC Part 2 Subpart J, section 2.1091 this device has been defined as a mobile device whereby a distance of 0.25 m normally can be maintained between the user and the device.

FCC OET Bulletin 65 Edition 97.01 determines the equations for predicting RF fields and applicable limits.

The prediction for power density in the far-field but will over-predict power density in the near field, where it could be used for walking a “worst case” or conservative prediction.

$$S = \frac{PG}{4\pi R^2}$$

- S – Power Density
- P – Output power ERP
- R – Distance
- D – Cable Loss
- AG – Antenna Gain

Item	Unit	Value	Remarks
P	mW	2.9376	Peak value
D	dB	--	--
AG	dBi	6.23	--
G	--	4.1976	Calculated Value
R	cm	20	Assumed value
S	mW/cm ²	0.0025	Calculated value

Limits:

Limit for General Population / Uncontrolled Exposure	
Frequency (MHz)	Power Density (mW/cm ²)
1500 – 100.000	1.0



Registration number: W6M21512-15493-C-54
FCC ID: IR5RW11

3.10 Transmit Power Control (TPC)

Transmit power control (TPC). U-NII devices operating in the 5.25-5.35 GHz band and the 5.47-5.725 GHz band shall employ a TPC mechanism. The U-NII device is required to have the capability to operate at least 6 dB below the mean EIRP value of 30 dBm. A TPC mechanism is not required for systems with an e.i.r.p. of less than 500 mW.

Explanation: The EUT operates 5.745 GHz-5.825 GHz, so this test item is not required.



Registration number: W6M21512-15493-C-54

FCC ID: IR5RW11

3.11 Radiated Emissions from Receiver Part

FCC Rule: 15.109

Except for Class A digital devices, the field strength of radiated emissions from unintentional radiators at a distance of 3 meters shall not exceed the following values:

Frequency of Emission (MHz)	Field Strength (microvolts/meter)	Field Strength (dBmicrovolts/meter)
30 – 88	100	40.0
88 – 216	150	43.5
216 – 960	200	46.0
Above 960	500	54.0

Test equipment used: ETSTW-RE 004, ETSTW-RE 030, ETSTW-RE 111, ETSTW-RE 088, ETSTW-RE 018

Explanation: The test results are listed in the separated test report no.: W6M21512-15493-P-15B.

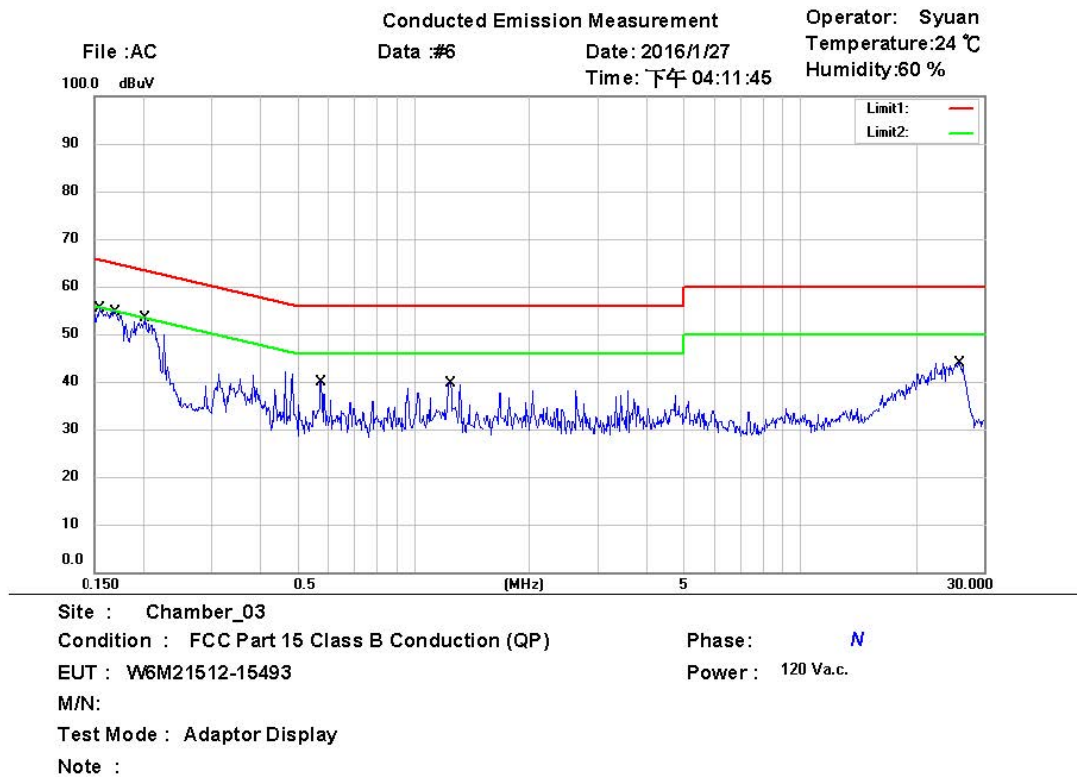


Registration number: W6M21512-15493-C-54
 FCC ID: IR5RW11


3.12 Power Line Conducted Emission

For an intentional radiator which is designed to be connected to the public utility (AC) power line, the radio frequency voltage that is conducted back onto the AC line on any frequency or frequencies within the band 150 kHz to 30 MHz shall not exceed the limits in the table bellows with this provision shall be based on the measurement of the radio frequency voltage between each power line and ground at the power terminals.

This measurement was transact first with instrumentation using an average and peak detector and a 10 kHz bandwidth. If the peak detector achieves a calculated level, the measurement is repeated by an instrumentation using a quasi-peak detector.



Mk.	Frequency (MHz)	Reading (dBuV)	Detector	Corrected factor(dB)	Result (dBuV)	Limit (dBuV)	Margin (dB)	Comment
	0.1542	39.44	QP	9.74	49.18	65.77	-16.59	
	0.1542	17.62	AVG	9.74	27.36	55.77	-28.41	
	0.1690	38.44	QP	9.74	48.18	65.01	-16.83	
	0.1690	16.49	AVG	9.74	26.23	55.01	-28.78	
*	0.2023	40.08	QP	9.73	49.81	63.52	-13.71	
	0.2023	29.26	AVG	9.73	38.99	53.52	-14.53	
	0.5742	18.37	QP	9.73	28.10	56.00	-27.90	
	0.5742	10.13	AVG	9.73	19.86	46.00	-26.14	
	1.2380	23.31	QP	9.76	33.07	56.00	-22.93	
	1.2380	17.04	AVG	9.76	26.80	46.00	-19.20	
	25.7375	26.14	QP	10.41	36.55	60.00	-23.45	
	25.7375	15.07	AVG	10.41	25.48	50.00	-24.52	



Worldwide Testing Services(Taiwan) Co., Ltd.

Registration number: W6M21512-15493-C-54
 FCC ID: IR5RW11

Conducted Emission Measurement

Operator: Syuan

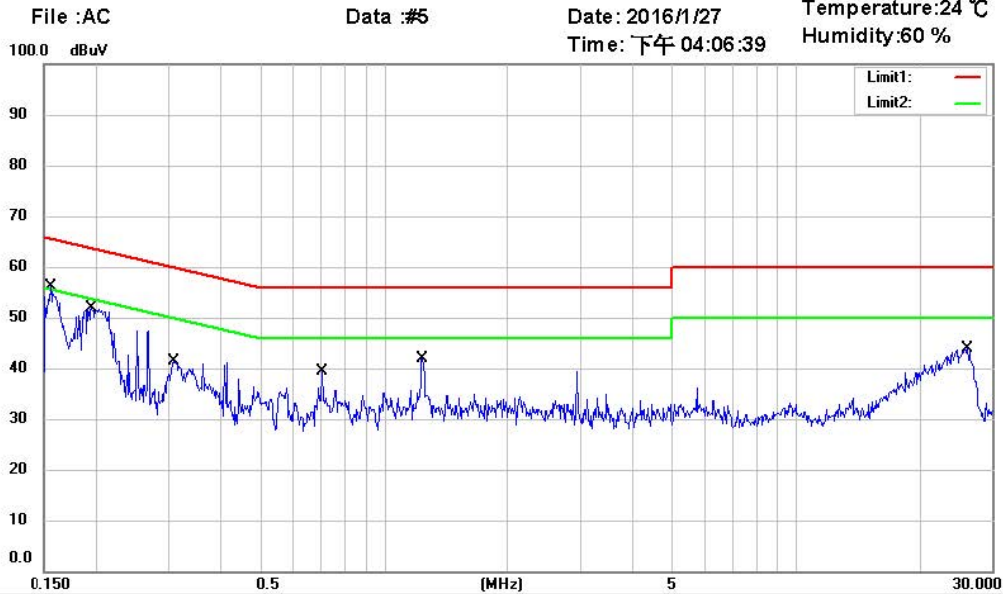
Data :#5

Date: 2016/1/27

Temperature:24 °C

Time: 下午 04:06:39

Humidity:60 %



Site : Chamber_03

Condition : FCC Part 15 Class B Conduction (QP)

Phase: L1

EUT : W6M21512-15493

Power : 120 V.a.c.

M/N:

Test Mode : Adaptor Display

Note :

Mk.	Frequency (MHz)	Reading (dBuV)	Detector	Corrected factor(dB)	Result (dBuV)	Limit (dBuV)	Margin (dB)	Comment
	0.1554	39.98	QP	9.74	49.72	65.71	-15.99	
	0.1554	19.26	AVG	9.74	29.00	55.71	-26.71	
	0.1952	38.08	QP	9.73	47.81	63.81	-16.00	
	0.1952	24.10	AVG	9.73	33.83	53.81	-19.98	
	0.3084	24.35	QP	9.72	34.07	60.01	-25.94	
	0.3084	12.69	AVG	9.72	22.41	50.01	-27.60	
	0.7047	17.72	QP	9.74	27.46	56.00	-28.54	
	0.7047	6.04	AVG	9.74	15.78	46.00	-30.22	
	1.2313	28.09	QP	9.76	37.85	56.00	-18.15	
*	1.2313	24.25	AVG	9.76	34.01	46.00	-11.99	
	26.0750	25.56	QP	10.18	35.74	60.00	-24.26	
	26.0750	14.67	AVG	10.18	24.85	50.00	-25.15	



Worldwide Testing Services(Taiwan) Co., Ltd.

Registration number: W6M21512-15493-C-54
 FCC ID: IR5RW11

Conducted Emission Measurement

Operator: Syuan

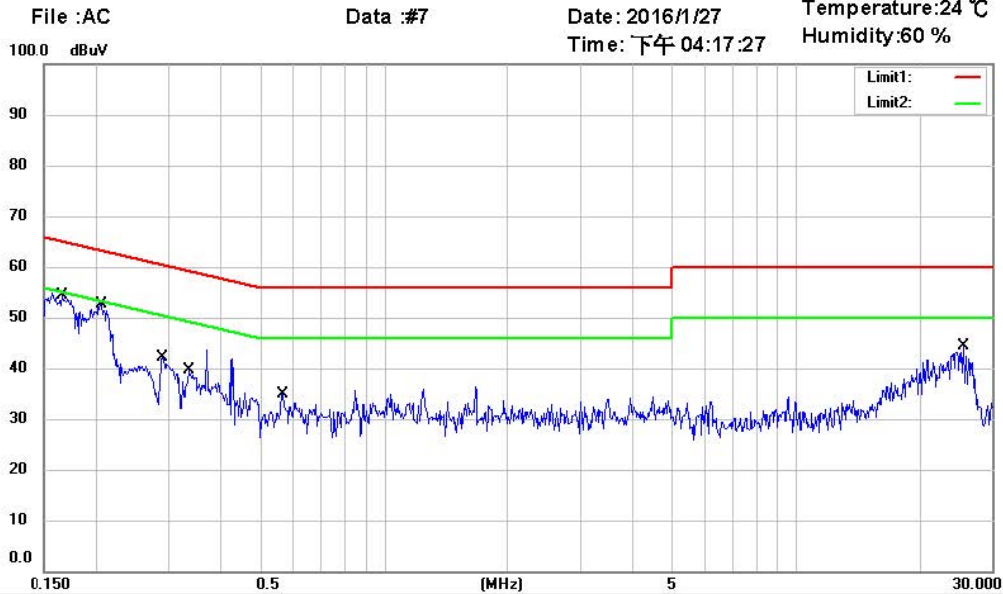
Data :#7

Date: 2016/1/27

Temperature:24 °C

Time: 下午 04:17:27

Humidity:60 %



Site : Chamber_03

Condition : FCC Part 15 Class B Conduction (QP)

Phase: N

EUT : W6M21512-15493

Power : 120 V.a.c.

M/N:

Test Mode : Adaptor VGA

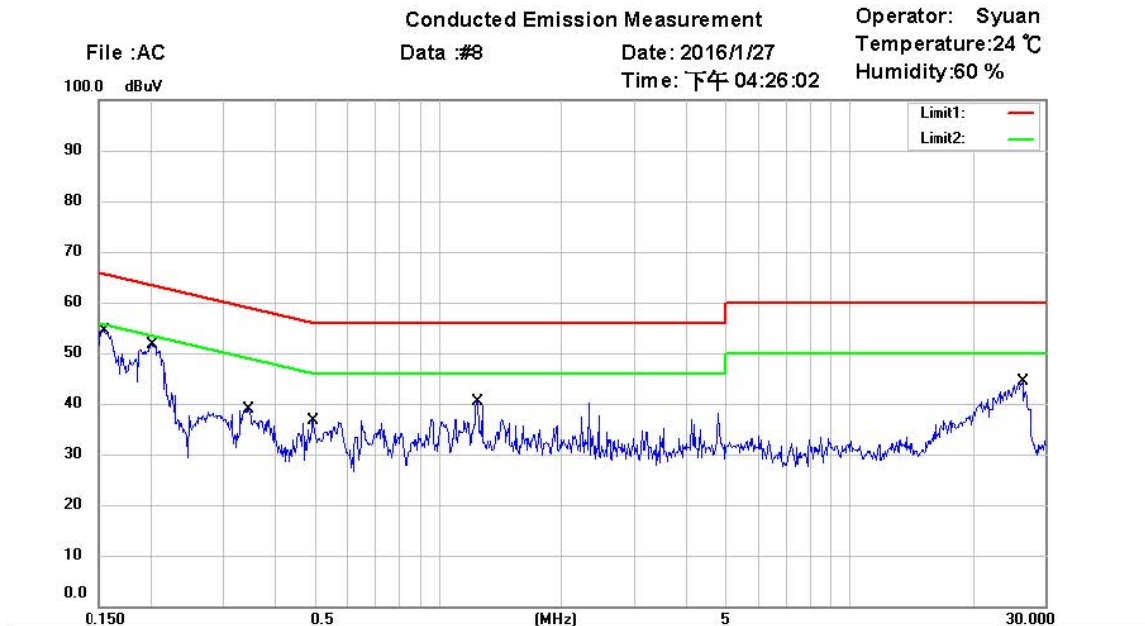
Note :

Mk.	Frequency (MHz)	Reading (dBuV)	Detector	Corrected factor(dB)	Result (dBuV)	Limit (dBuV)	Margin (dB)	Comment
	0.1654	39.02	QP	9.74	48.76	65.19	-16.43	
	0.1654	16.65	AVG	9.74	26.39	55.19	-28.80	
*	0.2071	40.28	QP	9.73	50.01	63.32	-13.31	
	0.2071	29.80	AVG	9.73	39.53	53.32	-13.79	
	0.2888	21.13	QP	9.72	30.85	60.56	-29.71	
	0.2888	4.14	AVG	9.72	13.86	50.56	-36.70	
	0.3355	25.16	QP	9.73	34.89	59.31	-24.42	
	0.3355	17.87	AVG	9.73	27.60	49.31	-21.71	
	0.5652	17.93	QP	9.73	27.66	56.00	-28.34	
	0.5652	11.08	AVG	9.73	20.81	46.00	-25.19	
	25.5625	26.08	QP	10.41	36.49	60.00	-23.51	
	25.5625	15.38	AVG	10.41	25.79	50.00	-24.21	



Worldwide Testing Services(Taiwan) Co., Ltd.

Registration number: W6M21512-15493-C-54
 FCC ID: IR5RW11



Site : Chamber_03

Condition : FCC Part 15 Class B Conduction (QP)

EUT : W6M21512-15493

M/N:

Test Mode : Adaptor VGA


Note :

Phase : L1

Power : 120 V.a.c.

Mk.	Frequency (MHz)	Reading (dBuV)	Detector	Corrected factor(dB)	Result (dBuV)	Limit (dBuV)	Margin (dB)	Comment
	0.1542	39.54	QP	9.74	49.28	65.77	-16.49	
	0.1542	17.53	AVG	9.74	27.27	55.77	-28.50	
*	0.2025	40.60	QP	9.73	50.33	63.51	-13.18	
	0.2025	30.46	AVG	9.73	40.19	53.51	-13.32	
	0.3455	26.42	QP	9.73	36.15	59.07	-22.92	
	0.3455	19.66	AVG	9.73	29.39	49.07	-19.68	
	0.4942	19.11	QP	9.73	28.84	56.10	-27.26	
	0.4942	8.85	AVG	9.73	18.58	46.10	-27.52	
	1.2358	25.08	QP	9.76	34.84	56.00	-21.16	
	1.2358	19.88	AVG	9.76	29.64	46.00	-16.36	
	26.3750	26.42	QP	10.18	36.60	60.00	-23.40	
	26.3750	15.00	AVG	10.18	25.18	50.00	-24.82	

- Note:**
1. The formula of measured value as: Test Result = Reading + Correction Factor
 2. The Correction Factor = Cable Loss + LISN Insertion Loss + Pulse Limit Loss
 3. Detector function in the form : PK = Peak, QP = Quasi Peak, AV = Average
 4. All not in the table noted test results are more than 20 dB below the relevant limits.
 5. Measurement uncertainty = ±1.14 dB; Reported uncertainties represent expanded uncertainties expressed at approximately the 95% confidence level using a coverage factor of k = 2.
 6. Up Line: QP Limit Line, Down Line: Ave Limit Line.




Worldwide Testing Services(Taiwan) Co., Ltd.

Registration number: W6M21512-15493-C-54
FCC ID: IR5RW11

Limits:

Frequency of Emission (MHz)	Conducted Limit (dBuV)	
	Quasi Peak	Average
0.15-0.5	66 to 56	56 to 46
0.5-5	56	46
5-30	60	50

Test equipment used: ETSTW-CE 001, ETSTW-CE 016, ETSTW-RE 045




Registration number: W6M21512-15493-C-54
FCC ID: IR5RW11

Appendix

Measurement diagrams

Spurious Emissions radiated



Worldwide Testing Services(Taiwan) Co., Ltd.

Registration number: W6M21512-15493-C-54
FCC ID: IR5RW11

Spurious Emission Radiated __TX__ ANT A 5G WLAN



Radiated Emission Measurement

Operator: Leon

File :1

Data :#1

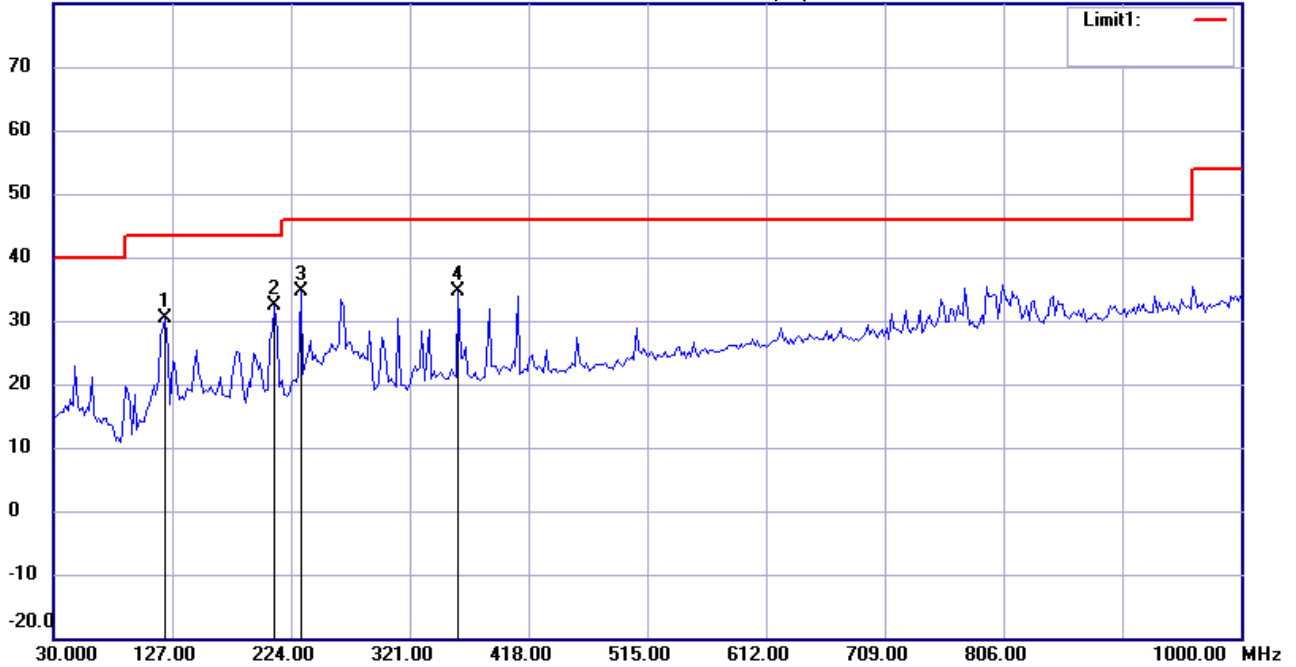
Date: 2016/1/23

Temperature:24 °C

80.0 dBuV/m

Time: 下午 05:31:02

Humidity:60 %



Site : Chamber

Condition : FCC_part 15 RE-Class E_30-1000MHz

EUT : W6M21512-15493

M/N:

Test Mode : TX 802.11a CH149

Note :

Polarization: *Horizontal*

Power : 10.8 Vd.c.

Distance: 3m

Mk.	Frequency (MHz)	Reading (dBuV)	Detector	Corr. factor (dB/m)	Result (dBuV/m)	Limit (dBuV/m)	Ant.Pos (cm)	Tab.Pos (deg.)	Margin (dB)	Comment
	121.3627	16.58	peak	13.79	30.37	43.50	100	120	-13.13	
*	210.7815	19.73	peak	12.65	32.38	43.50	100	40	-11.12	
	232.1642	20.69	peak	13.83	34.52	46.00	100	155	-11.48	
	360.4607	16.99	peak	17.53	34.52	46.00	100	175	-11.48	



Radiated Emission Measurement

Operator: Leon

File :1

Data :#2

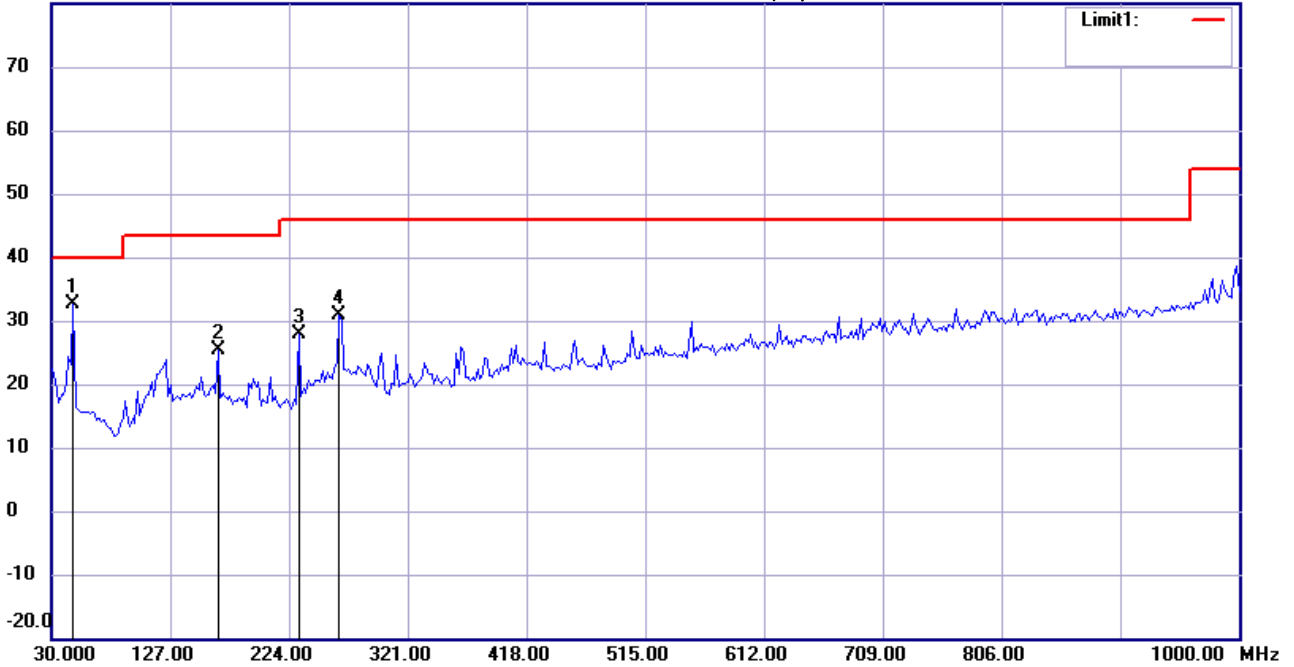
Date: 2016/1/23

Temperature:24 °C

80.0 dBuV/m

Time: 下午 05:31:48

Humidity:60 %



Site : Chamber

Condition : FCC_part 15 RE-Class E_30-1000MHz

Polarization: *Vertical*

EUT : W6M21512-15493

Power : 10.8 Vd.c.

M/N:

Distance: 3m

Test Mode : TX 802.11a CH149

Note :

Mk.	Frequency (MHz)	Reading (dBuV)	Detector	Corr. factor (dB/m)	Result (dBuV/m)	Limit (dBuV/m)	Ant.Pos (cm)	Tab.Pos (deg.)	Margin (dB)	Comment
*	47.4950	18.44	peak	14.09	32.53	40.00	100	200	-7.47	
	166.0721	10.31	peak	15.04	25.35	43.50	100	135	-18.15	
	232.1643	13.93	peak	13.83	27.76	46.00	100	80	-18.24	
	265.2104	16.16	peak	14.76	30.92	46.00	100	175	-15.08	



Radiated Emission Measurement

Operator: Leon

File :3

Data :#1

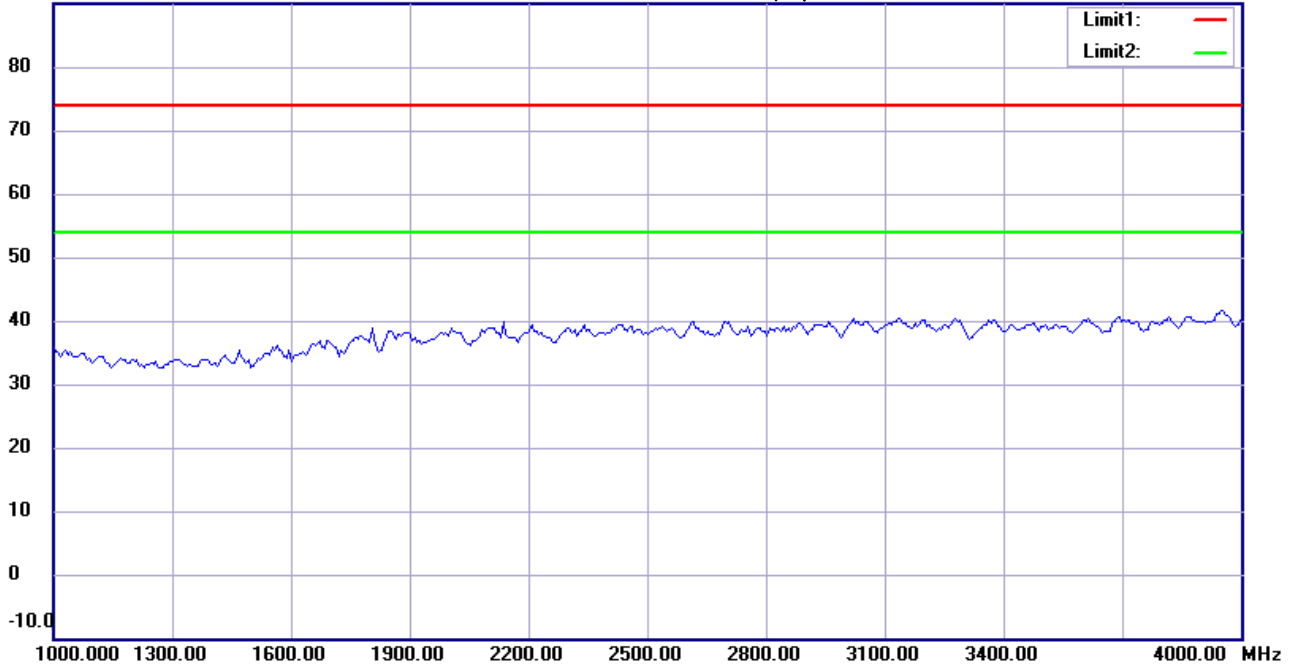
Date: 2015/12/30

Temperature:24 °C

90.0 dBuV/m

Time: 下午 08:59:53

Humidity:60 %



Site : Chamber

Condition : FCC_part 15E RE_Above 1GHz_PK

EUT : W6M21512-15493

M/N:

Test Mode : TX 802.11a CH149

Note :

Polarization: *Horizontal*

Power : 10.8 Vd.c.

Distance: 3m

Mk.	Frequency (MHz)	Reading (dBuV)	Detector	Corr. factor (dB/m)	Result (dBuV/m)	Limit (dBuV/m)	Ant.Pos (cm)	Tab.Pos (deg.)	Margin (dB)	Comment
-----	-----------------	----------------	----------	---------------------	-----------------	----------------	--------------	----------------	-------------	---------



Radiated Emission Measurement

Operator: Leon

File :3

Data :#7

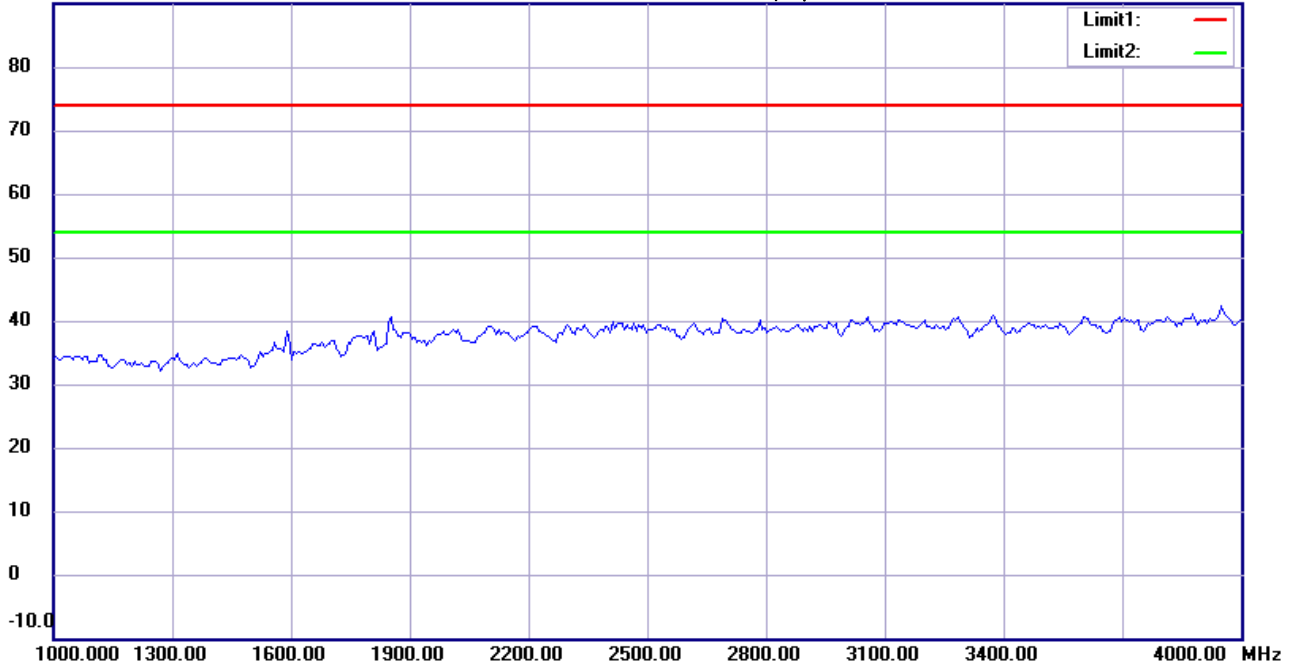
Date: 2015/12/30

Temperature:24 °C

90.0 dBuV/m

Time: 下午 09:05:11

Humidity:60 %



Site : Chamber

Condition : FCC_part 15E RE_Above 1GHz_PK

EUT : W6M21512-15493

M/N:

Test Mode : TX 802.11a CH149

Note :

Polarization: *Vertical*

Power : 10.8 Vd.c.

Distance: 3m

Mk.	Frequency (MHz)	Reading (dBuV)	Detector	Corr. factor (dB/m)	Result (dBuV/m)	Limit (dBuV/m)	Ant.Pos (cm)	Tab.Pos (deg.)	Margin (dB)	Comment
-----	-----------------	----------------	----------	---------------------	-----------------	----------------	--------------	----------------	-------------	---------



Radiated Emission Measurement

Operator: Leon

File :3

Data :#2

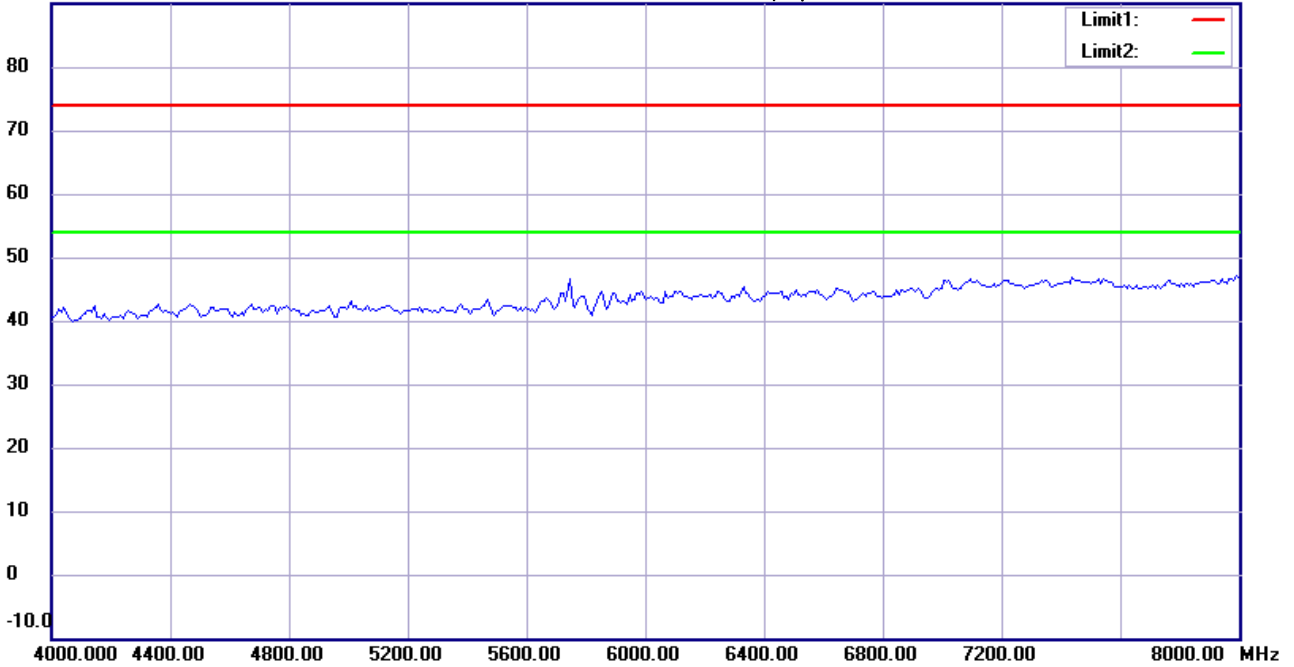
Date: 2015/12/30

Temperature:24 °C

90.0 dBuV/m

Time: 下午 09:00:39

Humidity:60 %



Site : Chamber

Condition : FCC_part 15E RE_Above 1GHz_PK

EUT : W6M21512-15493

M/N:

Test Mode : TX 802.11a CH149

Note :

Polarization: *Horizontal*

Power : 10.8 Vd.c.

Distance: 3m

Mk.	Frequency (MHz)	Reading (dBuV)	Detector	Corr. factor (dB/m)	Result (dBuV/m)	Limit (dBuV/m)	Ant.Pos (cm)	Tab.Pos (deg.)	Margin (dB)	Comment
-----	-----------------	----------------	----------	---------------------	-----------------	----------------	--------------	----------------	-------------	---------



Radiated Emission Measurement

Operator: Leon

File :3

Data :#8

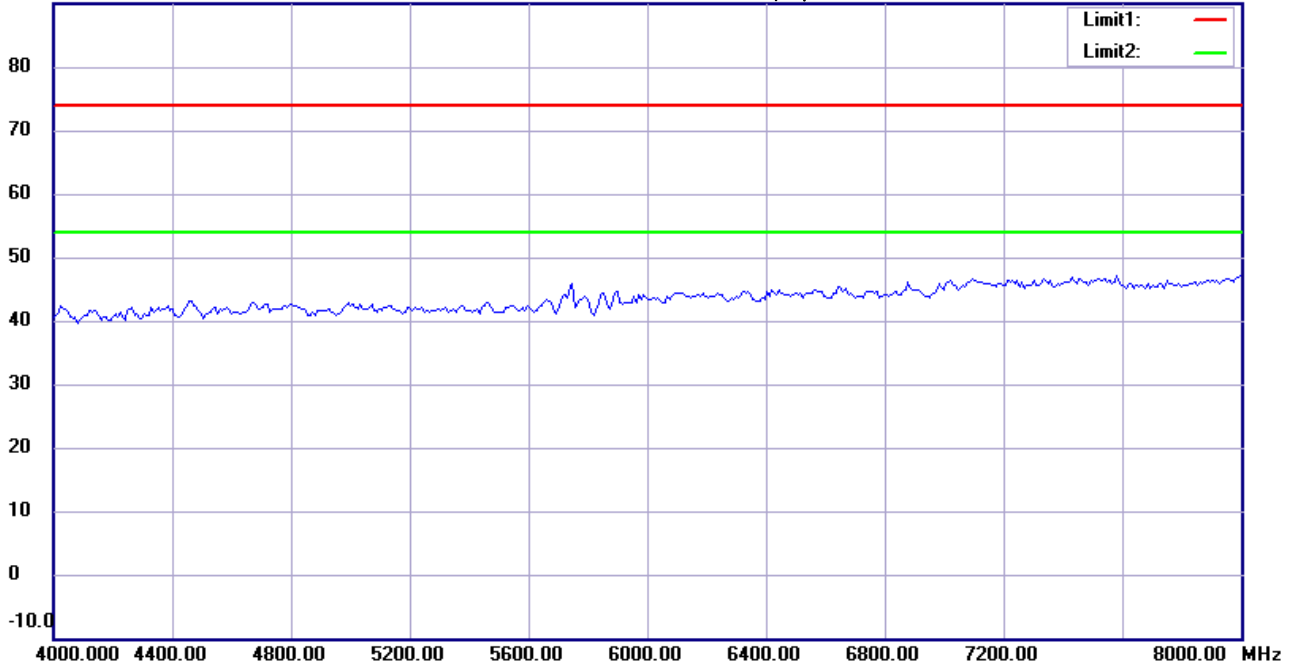
Date: 2015/12/30

Temperature:24 °C

90.0 dBuV/m

Time: 下午 09:05:57

Humidity:60 %



Site : Chamber

Condition : FCC_part 15E RE_Above 1GHz_PK

EUT : W6M21512-15493

M/N:

Test Mode : TX 802.11a CH149

Note :

Polarization: *Vertical*

Power : 10.8 Vd.c.

Distance: 3m

Mk.	Frequency (MHz)	Reading (dBuV)	Detector	Corr. factor (dB/m)	Result (dBuV/m)	Limit (dBuV/m)	Ant.Pos (cm)	Tab.Pos (deg.)	Margin (dB)	Comment
-----	-----------------	----------------	----------	---------------------	-----------------	----------------	--------------	----------------	-------------	---------



Radiated Emission Measurement

Operator: Leon

File :3

Data :#3

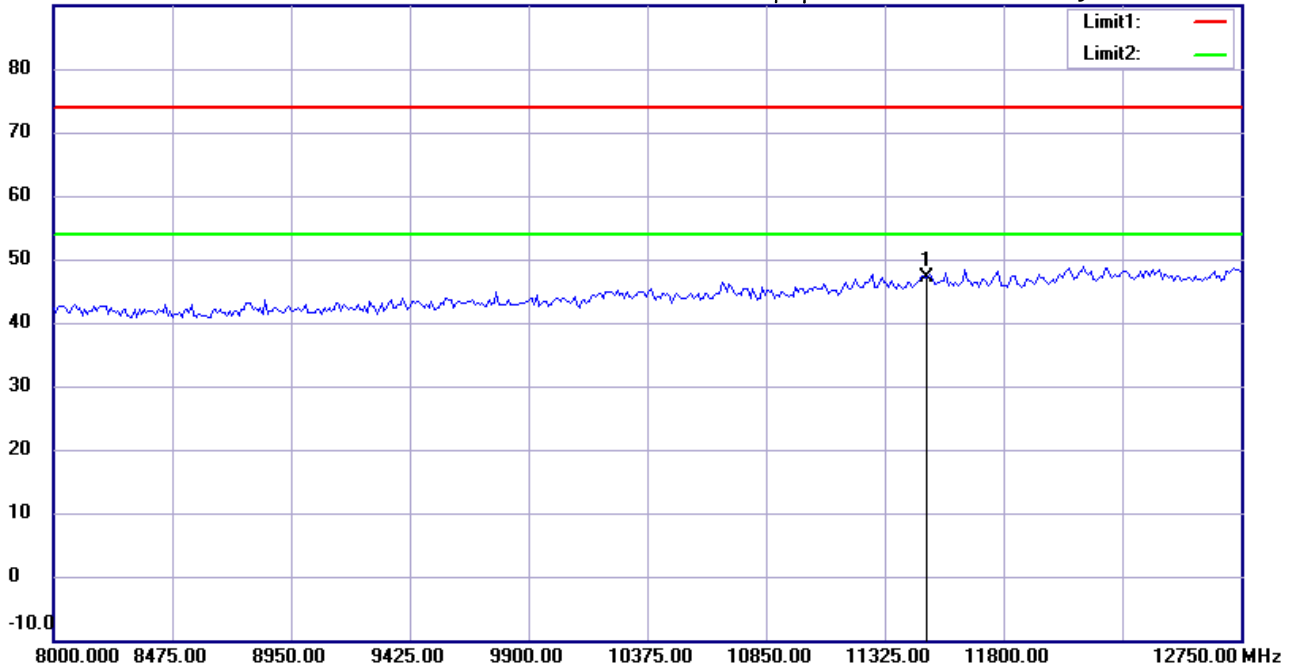
Date: 2015/12/30

Temperature:24 °C

90.0 dBuV/m

Time: 下午 09:02:14

Humidity:60 %



Site : Chamber

Condition : FCC_part 15E RE_Above 1GHz_PK

EUT : W6M21512-15493

M/N:

Test Mode : TX 802.11a CH149

Note :

Polarization: *Horizontal*

Power : 10.8 Vd.c.

Distance: 3m

Mk.	Frequency (MHz)	Reading (dBuV)	Detector	Corr. factor (dB/m)	Result (dBuV/m)	Limit (dBuV/m)	Ant.Pos (cm)	Tab.Pos (deg.)	Margin (dB)	Comment
*	11490.000	34.77	peak	12.28	47.05	74.00	100	155	-26.95	



Radiated Emission Measurement

Operator: Leon

File :3

Data :#9

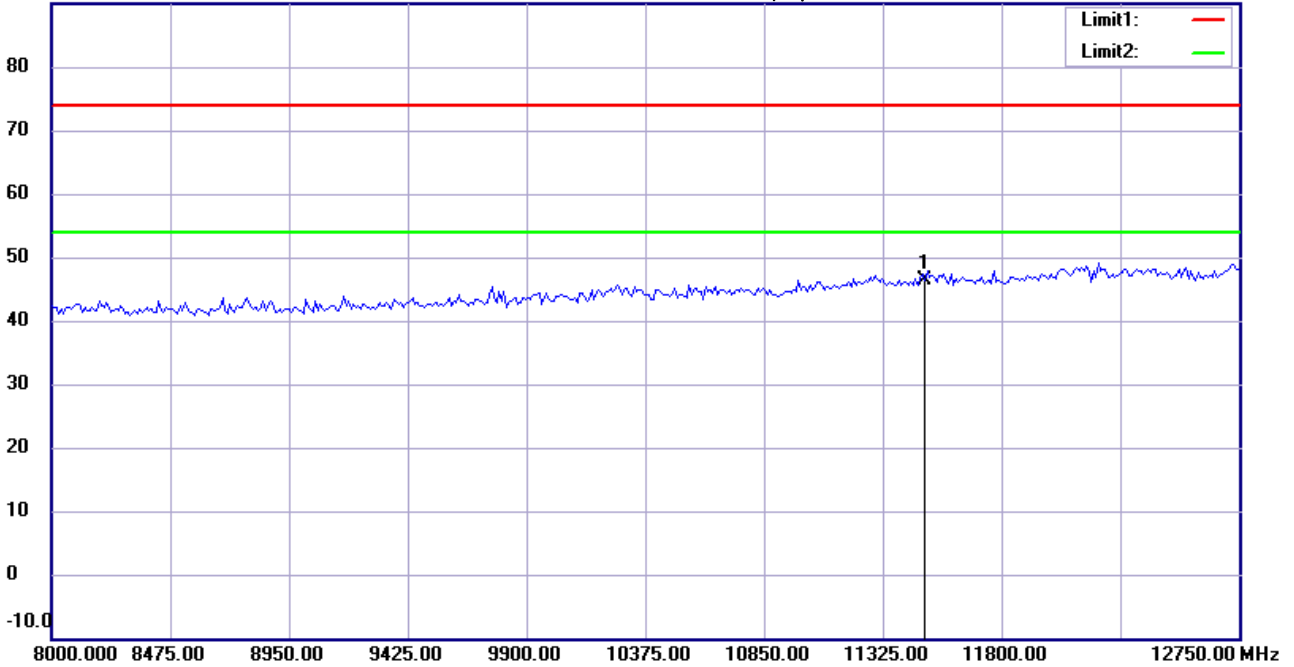
Date: 2015/12/30

Temperature:24 °C

90.0 dBuV/m

Time: 下午 09:06:51

Humidity:60 %



Site : Chamber

Condition : FCC_part 15E RE_Above 1GHz_PK

EUT : W6M21512-15493

M/N:

Test Mode : TX 802.11a CH149

Note :

Polarization: *Vertical*

Power : 10.8 Vd.c.

Distance: 3m

Mk.	Frequency (MHz)	Reading (dBuV)	Detector	Corr. factor (dB/m)	Result (dBuV/m)	Limit (dBuV/m)	Ant.Pos (cm)	Tab.Pos (deg.)	Margin (dB)	Comment
*	11490.000	34.10	peak	12.28	46.38	74.00	100	175	-27.62	



Radiated Emission Measurement

Operator: Leon

File :3

Data :#4

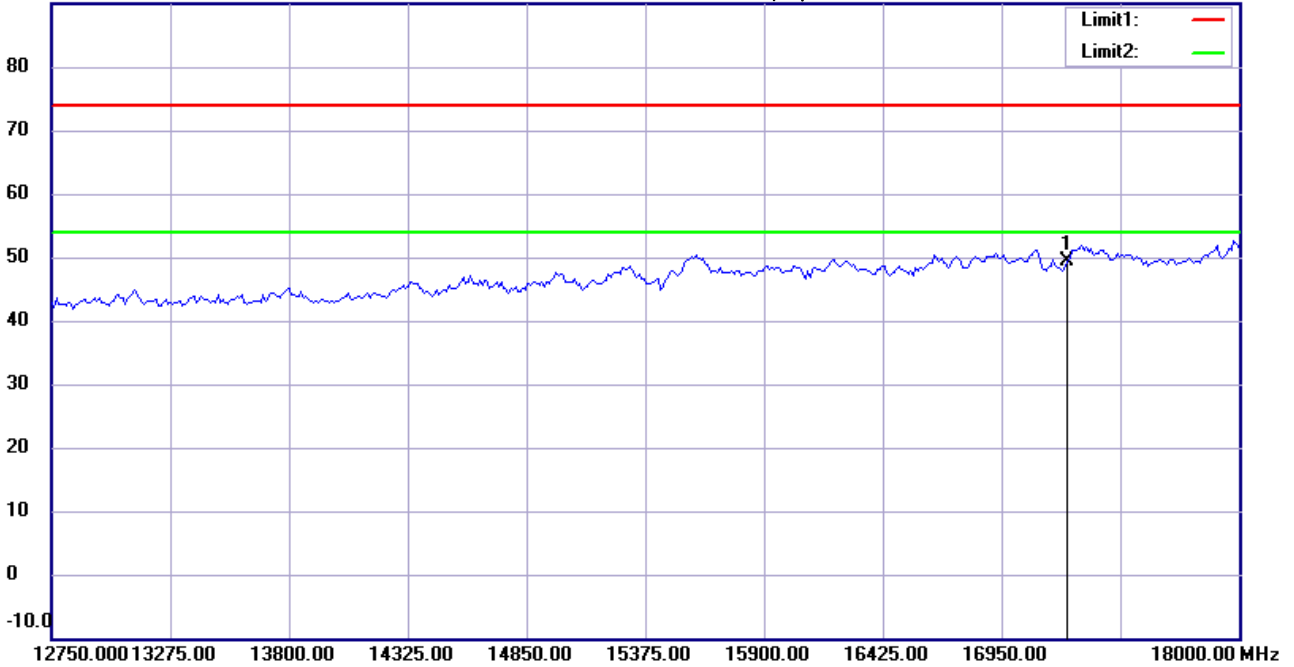
Date: 2015/12/30

Temperature:24 °C

90.0 dBuV/m

Time: 下午 09:03:09

Humidity:60 %



Site : Chamber

Condition : FCC_part 15E RE_Above 1GHz_PK

EUT : W6M21512-15493

M/N:

Test Mode : TX 802.11a CH149

Note :

Polarization: *Horizontal*

Power : 10.8 Vd.c.

Distance: 3m

Mk.	Frequency (MHz)	Reading (dBuV)	Detector	Corr. factor (dB/m)	Result (dBuV/m)	Limit (dBuV/m)	Ant.Pos (cm)	Tab.Pos (deg.)	Margin (dB)	Comment
*	17235.000	28.11	peak	21.32	49.43	74.00	100	60	-24.57	



Radiated Emission Measurement

Operator: Leon

File :3

Data :#10

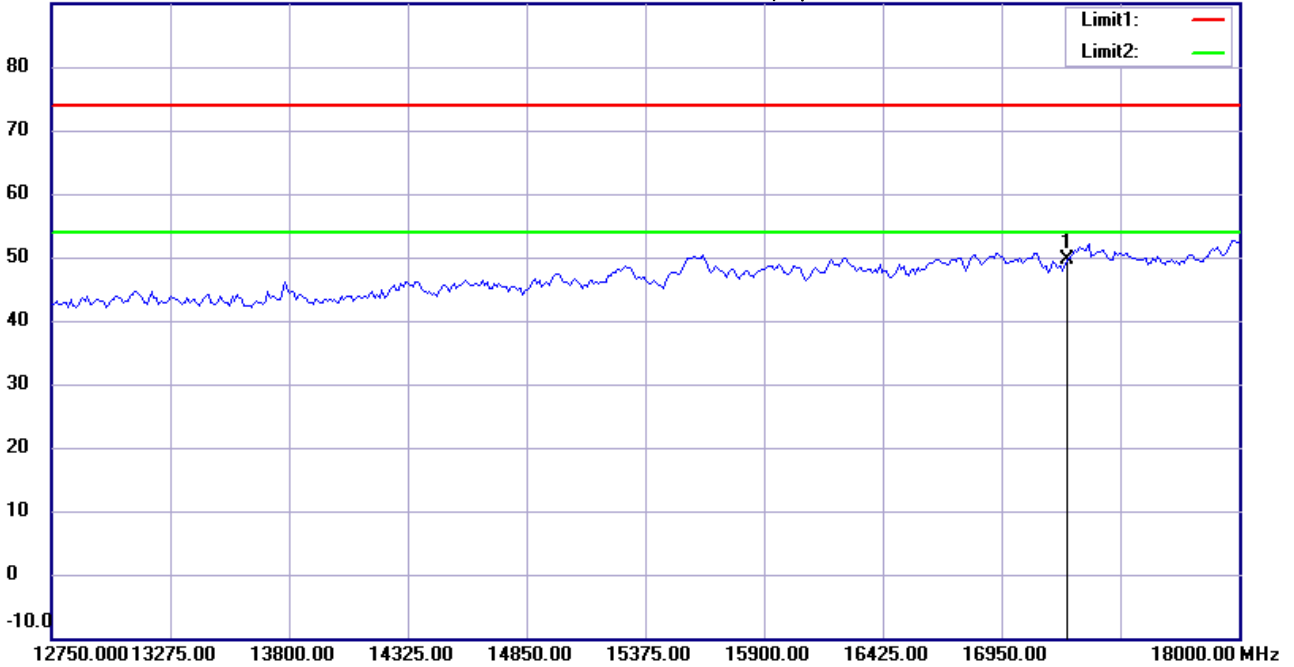
Date: 2015/12/30

Temperature:24 °C

90.0 dBuV/m

Time: 下午 09:07:46

Humidity:60 %



Site : Chamber

Condition : FCC_part 15E RE_Above 1GHz_PK

EUT : W6M21512-15493

M/N:

Test Mode : TX 802.11a CH149

Note :

Polarization: *Vertical*

Power : 10.8 Vd.c.

Distance: 3m

Mk.	Frequency (MHz)	Reading (dBuV)	Detector	Corr. factor (dB/m)	Result (dBuV/m)	Limit (dBuV/m)	Ant.Pos (cm)	Tab.Pos (deg.)	Margin (dB)	Comment
*	17235.000	28.41	peak	21.32	49.73	74.00	100	130	-24.27	



Radiated Emission Measurement

Operator: Leon

File :3

Data :#5

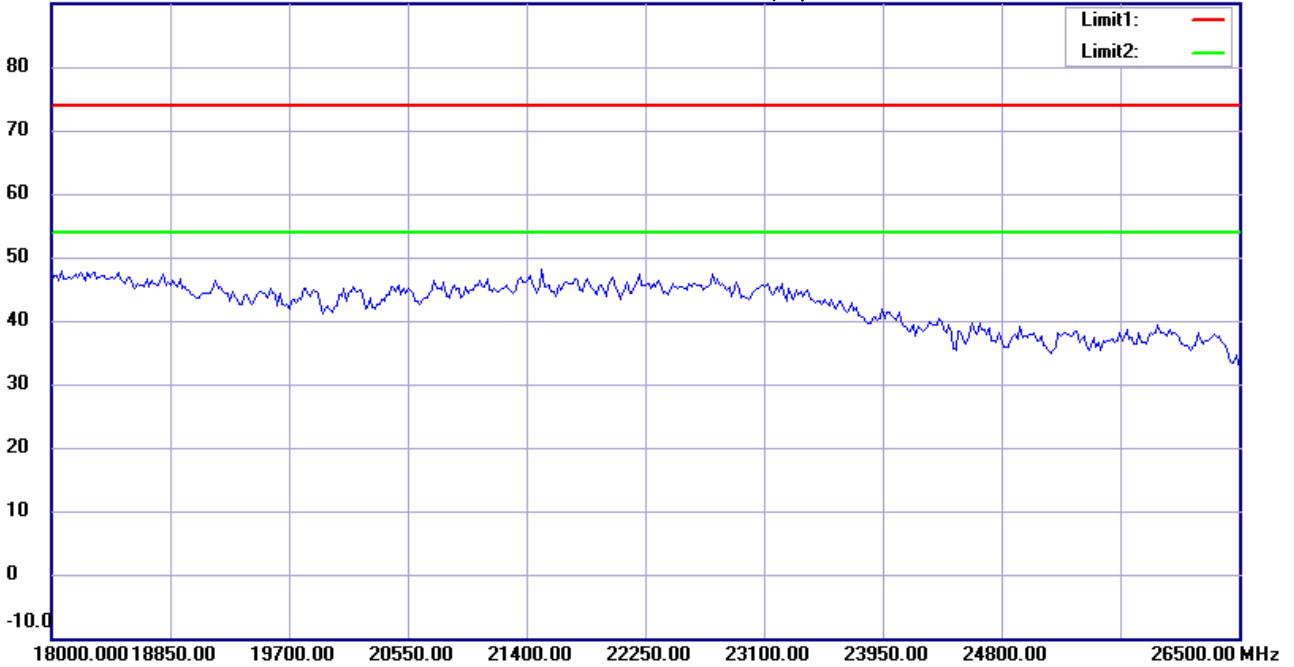
Date: 2015/12/30

Temperature:24 °C

90.0 dBuV/m

Time: 下午 09:03:18

Humidity:60 %



Site : Chamber

Condition : FCC_part 15E RE_Above 1GHz_PK

EUT : W6M21512-15493

M/N:

Test Mode : TX 802.11a CH149

Note :

Polarization: *Horizontal*

Power : 10.8 Vd.c.

Distance: 3m

Mk.	Frequency (MHz)	Reading (dBuV)	Detector	Corr. factor (dB/m)	Result (dBuV/m)	Limit (dBuV/m)	Ant.Pos (cm)	Tab.Pos (deg.)	Margin (dB)	Comment
-----	-----------------	----------------	----------	---------------------	-----------------	----------------	--------------	----------------	-------------	---------



Radiated Emission Measurement

Operator: Leon

File :3

Data :#11

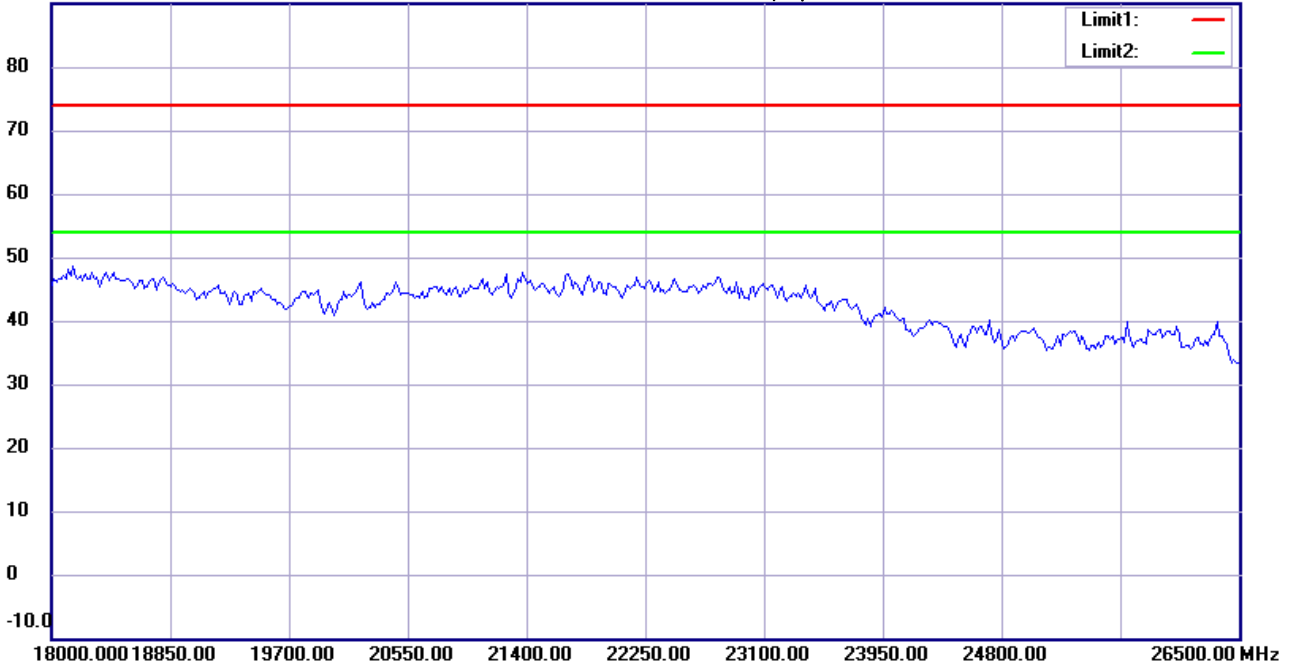
Date: 2015/12/30

Temperature:24 °C

90.0 dBuV/m

Time: 下午 09:07:56

Humidity:60 %



Site : Chamber

Condition : FCC_part 15E RE_Above 1GHz_PK

EUT : W6M21512-15493

M/N:

Test Mode : TX 802.11a CH149

Note :

Polarization: *Vertical*

Power : 10.8 Vd.c.

Distance: 3m

Mk.	Frequency (MHz)	Reading (dBuV)	Detector	Corr. factor (dB/m)	Result (dBuV/m)	Limit (dBuV/m)	Ant.Pos (cm)	Tab.Pos (deg.)	Margin (dB)	Comment
-----	-----------------	----------------	----------	---------------------	-----------------	----------------	--------------	----------------	-------------	---------



Radiated Emission Measurement

Operator: Leon

File :3

Data :#6

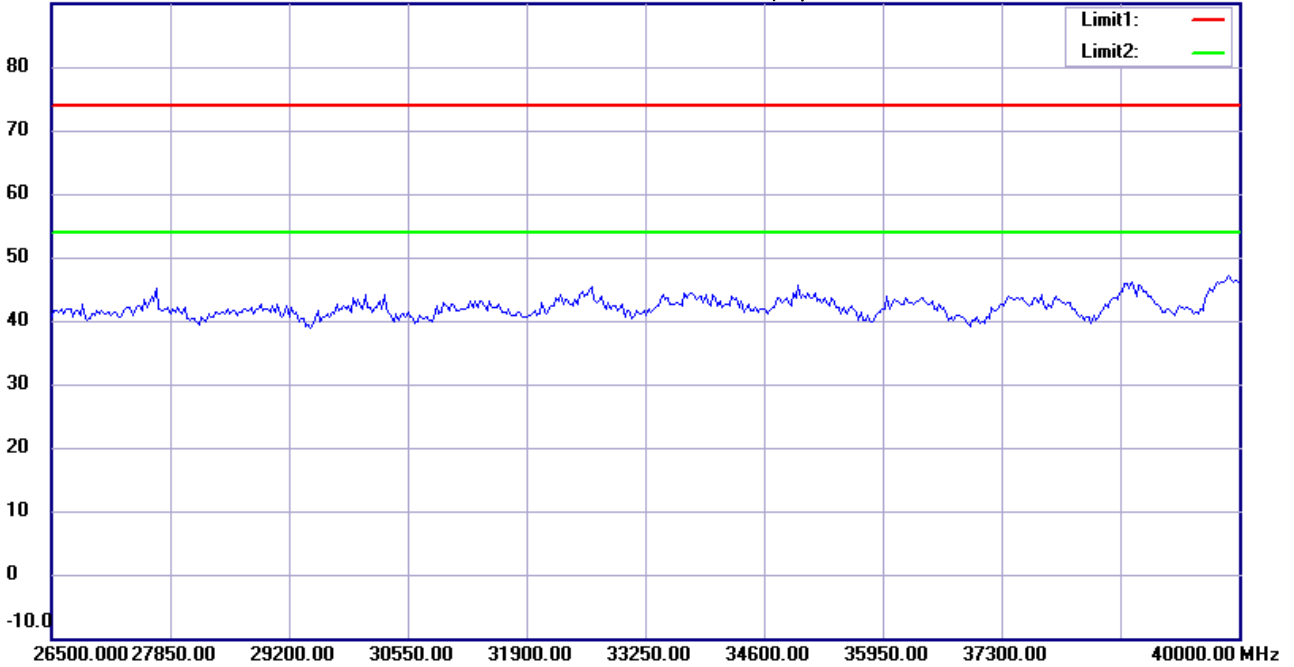
Date: 2015/12/30

Temperature:24 °C

90.0 dBuV/m

Time: 下午 09:03:28

Humidity:60 %



Site : Chamber

Condition : FCC_part 15E RE_Above 1GHz_PK

EUT : W6M21512-15493

M/N:

Test Mode : TX 802.11a CH149

Note :

Polarization: *Horizontal*

Power : 10.8 Vd.c.

Distance: 3m

Mk.	Frequency (MHz)	Reading (dBuV)	Detector	Corr. factor (dB/m)	Result (dBuV/m)	Limit (dBuV/m)	Ant.Pos (cm)	Tab.Pos (deg.)	Margin (dB)	Comment
-----	-----------------	----------------	----------	---------------------	-----------------	----------------	--------------	----------------	-------------	---------



Radiated Emission Measurement

Operator: Leon

File :3

Data :#12

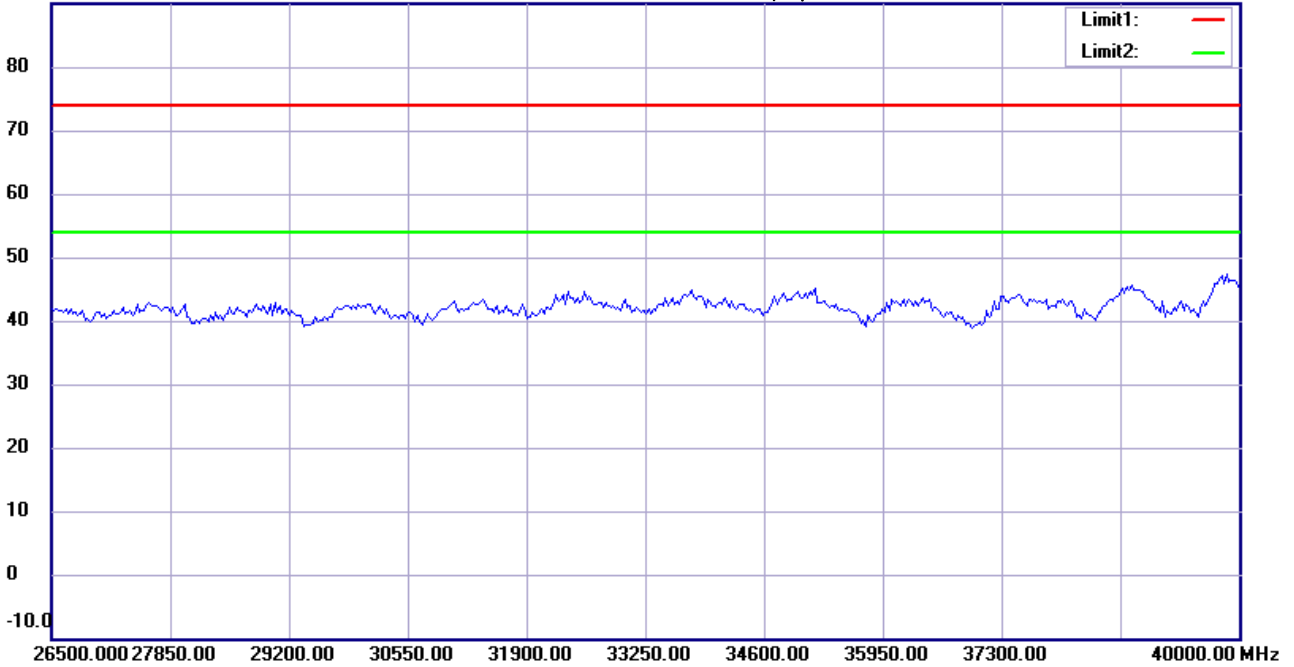
Date: 2015/12/30

Temperature:24 °C

90.0 dBuV/m

Time: 下午 09:08:06

Humidity:60 %



Site : Chamber

Condition : FCC_part 15E RE_Above 1GHz_PK

EUT : W6M21512-15493

M/N:

Test Mode : TX 802.11a CH149

Note :

Polarization: *Vertical*

Power : 10.8 Vd.c.

Distance: 3m

Mk.	Frequency (MHz)	Reading (dBuV)	Detector	Corr. factor (dB/m)	Result (dBuV/m)	Limit (dBuV/m)	Ant.Pos (cm)	Tab.Pos (deg.)	Margin (dB)	Comment
-----	-----------------	----------------	----------	---------------------	-----------------	----------------	--------------	----------------	-------------	---------



Radiated Emission Measurement

Operator: Leon

File :1

Data :#1

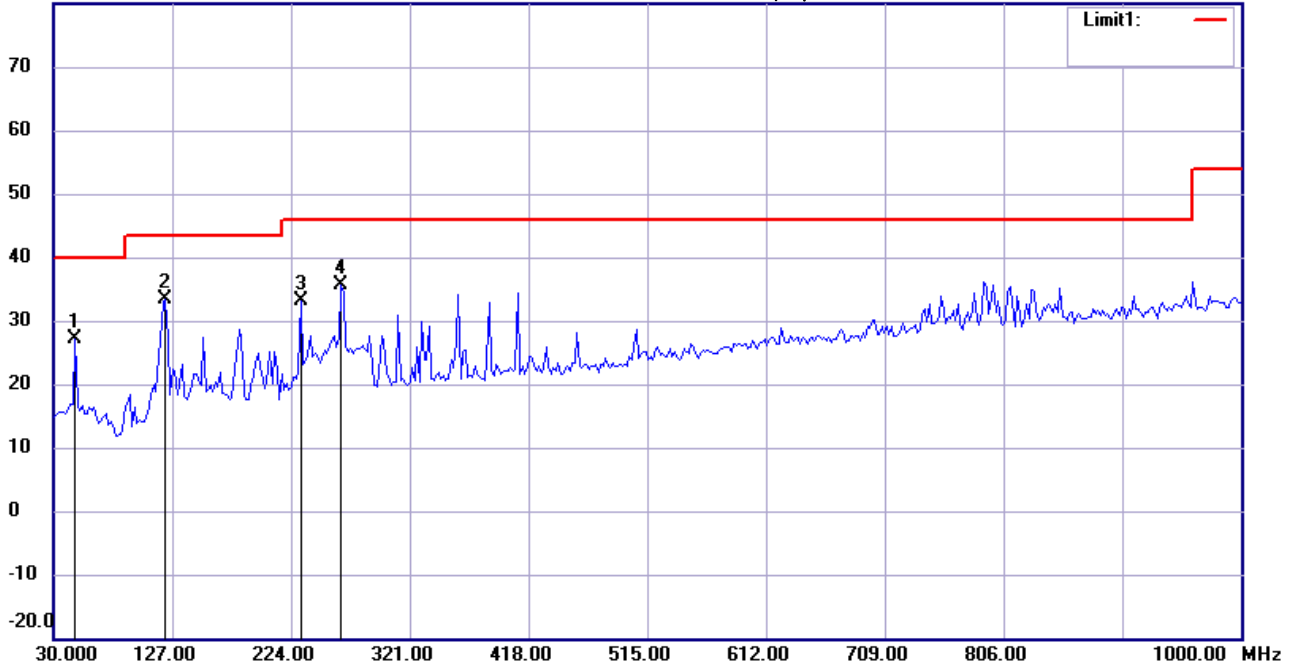
Date: 2016/1/23

Temperature:24 °C

80.0 dBuV/m

Time: 下午 05:33:25

Humidity:60 %



Site : Chamber

Condition : FCC_part 15 RE-Class E_30-1000MHz

Polarization: *Horizontal*

EUT : W6M21512-15493

Power : 10.8 Vd.c.

M/N:

Distance: 3m

Test Mode : TX 802.11a CH157

Note :

Mk.	Frequency (MHz)	Reading (dBuV)	Detector	Corr. factor (dB/m)	Result (dBuV/m)	Limit (dBuV/m)	Ant.Pos (cm)	Tab.Pos (deg.)	Margin (dB)	Comment
	47.4950	13.03	peak	14.09	27.12	40.00	100	215	-12.88	
*	121.3627	19.54	peak	13.79	33.33	43.50	100	250	-10.17	
	232.1642	19.40	peak	13.83	33.23	46.00	100	220	-12.77	
	265.2102	20.89	peak	14.76	35.65	46.00	100	160	-10.35	



Radiated Emission Measurement

Operator: Leon

File :1

Data :#2

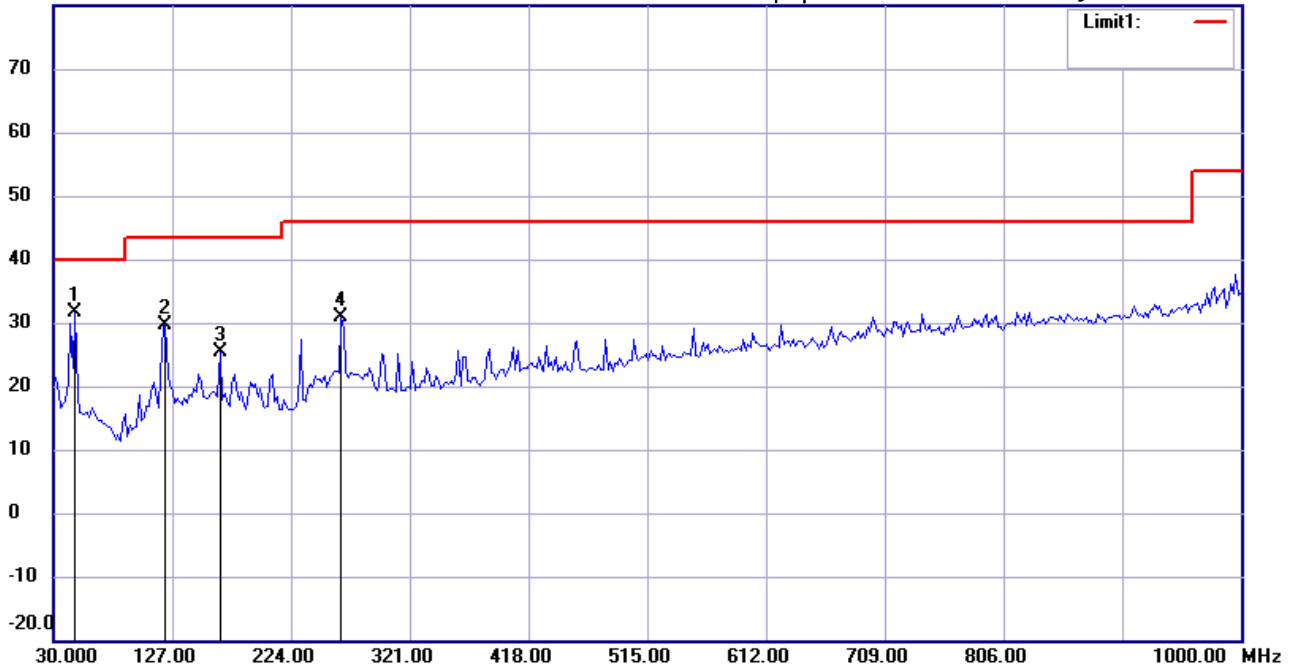
Date: 2016/1/23

Temperature:24 °C

80.0 dBuV/m

Time: 下午 05:34:10

Humidity:60 %



Site : Chamber

Condition : FCC_part 15 RE-Class E_30-1000MHz

Polarization: *Vertical*

EUT : W6M21512-15493

Power : 10.8 Vd.c.

M/N:

Distance: 3m

Test Mode : TX 802.11a CH157

Note :

Mk.	Frequency (MHz)	Reading (dBuV)	Detector	Corr. factor (dB/m)	Result (dBuV/m)	Limit (dBuV/m)	Ant.Pos (cm)	Tab.Pos (deg.)	Margin (dB)	Comment
*	47.4950	17.47	peak	14.09	31.56	40.00	100	75	-8.44	
	121.3627	15.91	peak	13.79	29.70	43.50	100	110	-13.80	
	166.0721	10.35	peak	15.04	25.39	43.50	100	90	-18.11	
	265.2104	16.04	peak	14.76	30.80	46.00	100	145	-15.20	



Radiated Emission Measurement

Operator: Leon

File :3

Data :#1

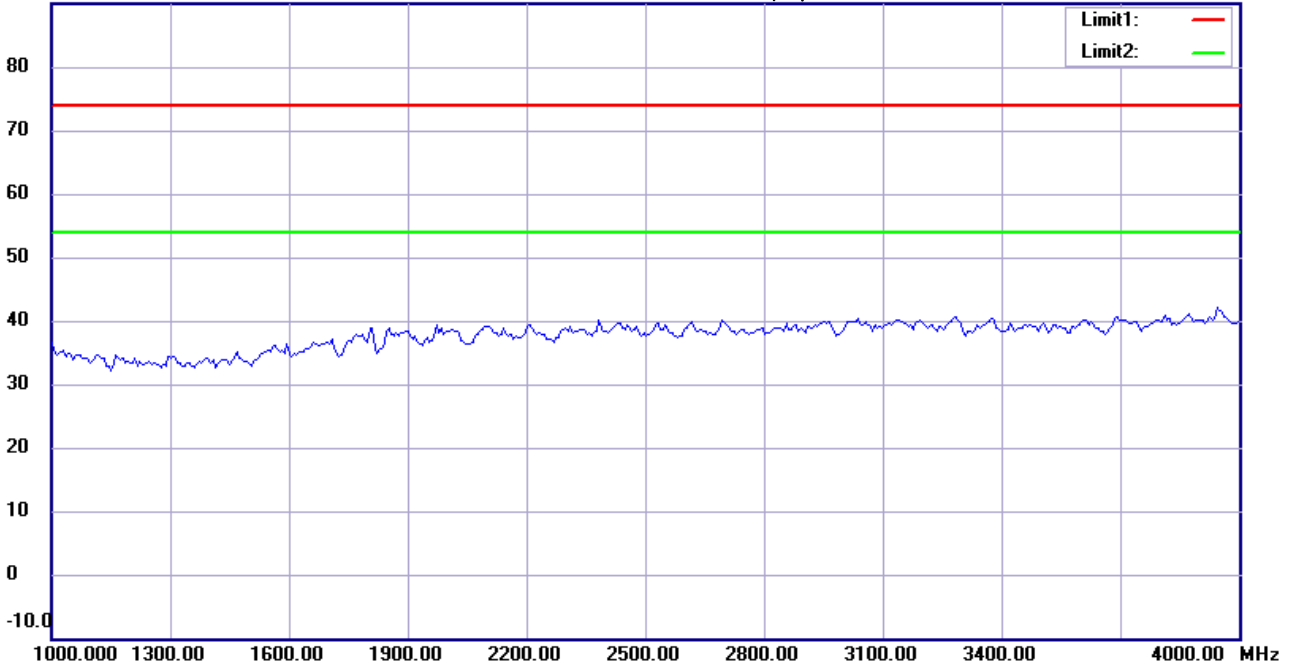
Date: 2015/12/30

Temperature:24 °C

90.0 dBuV/m

Time: 下午 09:11:12

Humidity:60 %



Site : Chamber

Condition : FCC_part 15E RE_Above 1GHz_PK

EUT : W6M21512-15493

M/N:

Test Mode : TX 802.11a CH157

Note :

Polarization: *Horizontal*

Power : 10.8 Vd.c.

Distance: 3m

Mk.	Frequency (MHz)	Reading (dBuV)	Detector	Corr. factor (dB/m)	Result (dBuV/m)	Limit (dBuV/m)	Ant.Pos (cm)	Tab.Pos (deg.)	Margin (dB)	Comment
-----	-----------------	----------------	----------	---------------------	-----------------	----------------	--------------	----------------	-------------	---------



Radiated Emission Measurement

Operator: Leon

File :3

Data :#7

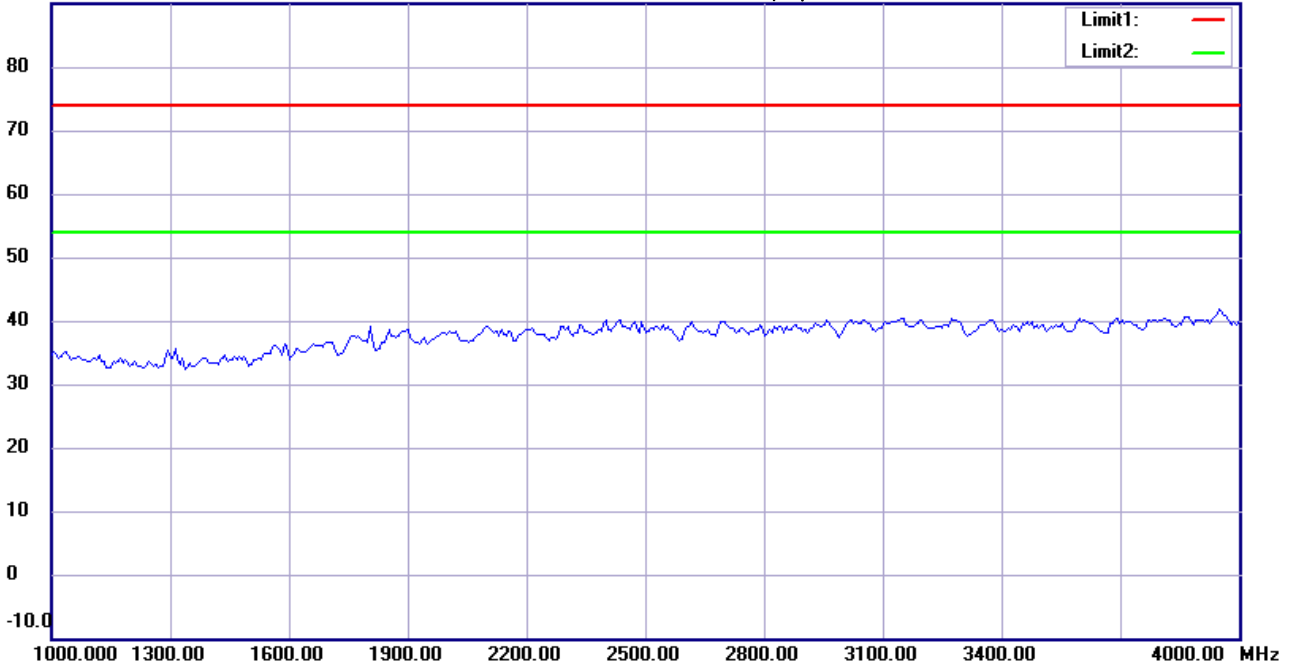
Date: 2015/12/30

Temperature:24 °C

90.0 dBuV/m

Time: 下午 09:16:26

Humidity:60 %



Site : Chamber

Condition : FCC_part 15E RE_Above 1GHz_PK

EUT : W6M21512-15493

M/N:

Test Mode : TX 802.11a CH157

Note :

Polarization: *Vertical*

Power : 10.8 Vd.c.

Distance: 3m

Mk.	Frequency (MHz)	Reading (dBuV)	Detector	Corr. factor (dB/m)	Result (dBuV/m)	Limit (dBuV/m)	Ant.Pos (cm)	Tab.Pos (deg.)	Margin (dB)	Comment
-----	-----------------	----------------	----------	---------------------	-----------------	----------------	--------------	----------------	-------------	---------



Radiated Emission Measurement

Operator: Leon

File :3

Data :#2

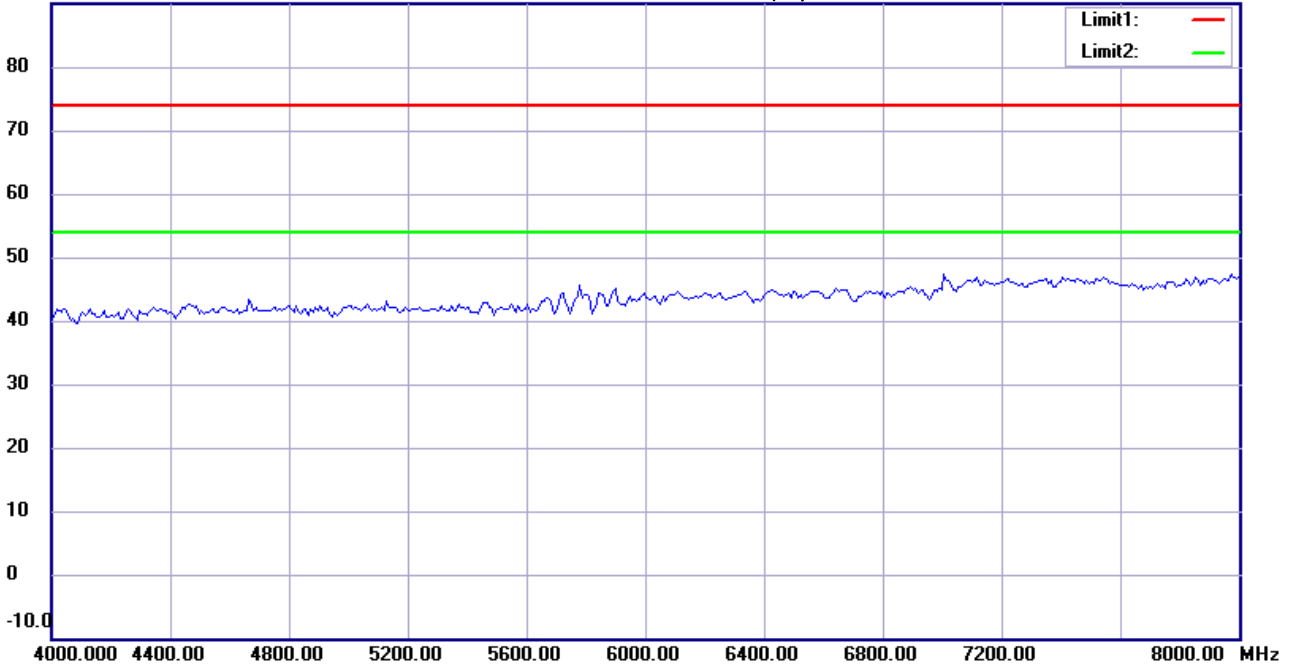
Date: 2015/12/30

Temperature:24 °C

90.0 dBuV/m

Time: 下午 09:11:58

Humidity:60 %



Site : Chamber

Condition : FCC_part 15E RE_Above 1GHz_PK

EUT : W6M21512-15493

M/N:

Test Mode : TX 802.11a CH157

Note :

Polarization: *Horizontal*

Power : 10.8 Vd.c.

Distance: 3m

Mk.	Frequency (MHz)	Reading (dBuV)	Detector	Corr. factor (dB/m)	Result (dBuV/m)	Limit (dBuV/m)	Ant.Pos (cm)	Tab.Pos (deg.)	Margin (dB)	Comment
-----	-----------------	----------------	----------	---------------------	-----------------	----------------	--------------	----------------	-------------	---------



Radiated Emission Measurement

Operator: Leon

File :3

Data :#8

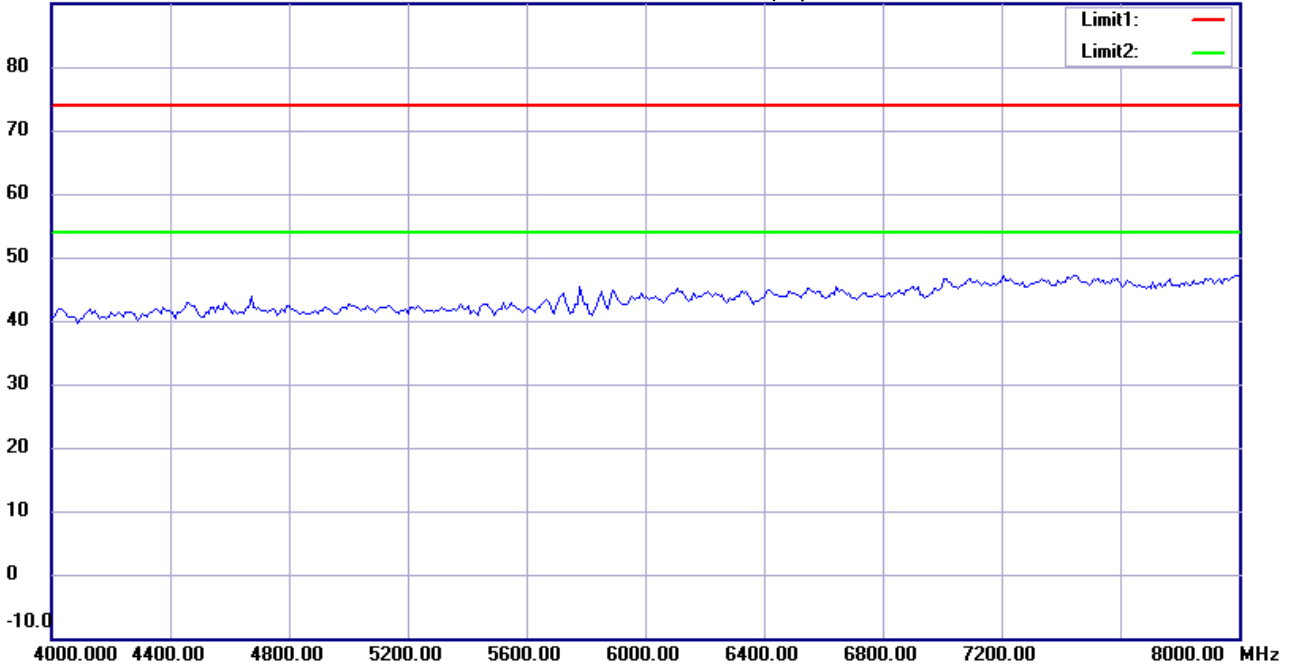
Date: 2015/12/30

Temperature:24 °C

90.0 dBuV/m

Time: 下午 09:17:13

Humidity:60 %



Site : Chamber

Condition : FCC_part 15E RE_Above 1GHz_PK

EUT : W6M21512-15493

M/N:

Test Mode : TX 802.11a CH157

Note :

Polarization: *Vertical*

Power : 10.8 Vd.c.

Distance: 3m

Mk.	Frequency (MHz)	Reading (dBuV)	Detector	Corr. factor (dB/m)	Result (dBuV/m)	Limit (dBuV/m)	Ant.Pos (cm)	Tab.Pos (deg.)	Margin (dB)	Comment
-----	-----------------	----------------	----------	---------------------	-----------------	----------------	--------------	----------------	-------------	---------



Radiated Emission Measurement

Operator: Leon

File :3

Data :#3

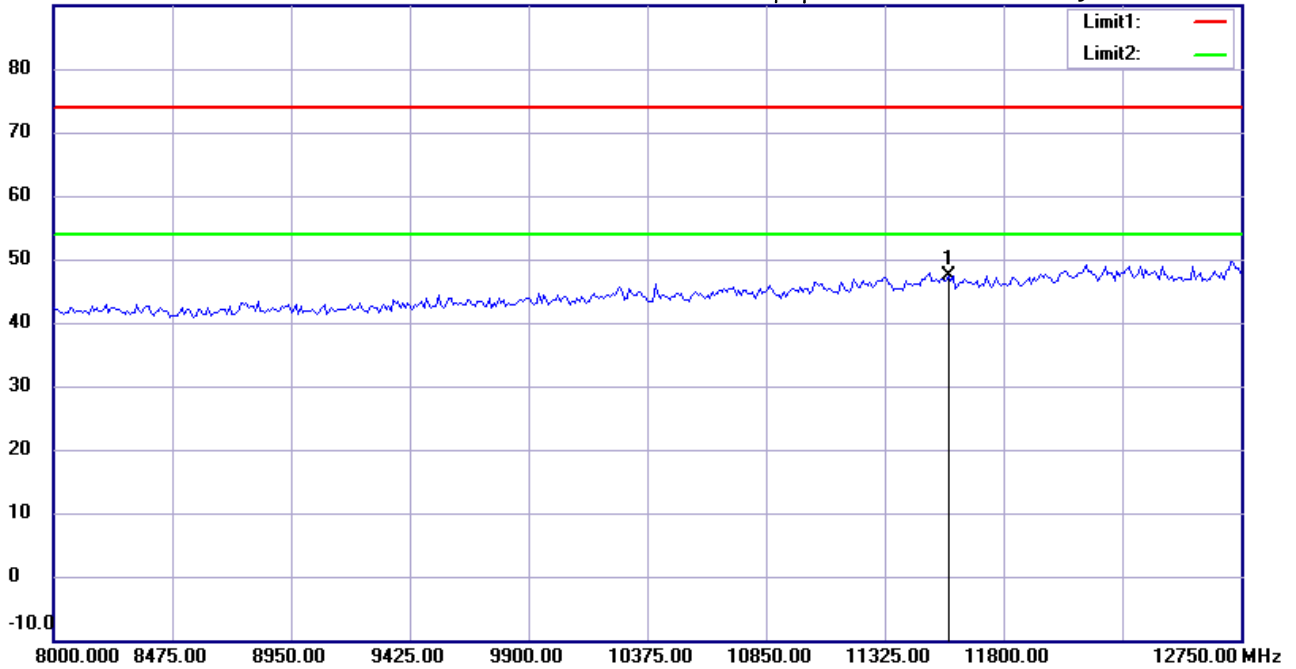
Date: 2015/12/30

Temperature:24 °C

90.0 dBuV/m

Time: 下午 09:13:47

Humidity:60 %



Site : Chamber

Condition : FCC_part 15E RE_Above 1GHz_PK

EUT : W6M21512-15493

M/N:

Test Mode : TX 802.11a CH157

Note :

Polarization: *Horizontal*

Power : 10.8 Vd.c.

Distance: 3m

Mk.	Frequency (MHz)	Reading (dBuV)	Detector	Corr. factor (dB/m)	Result (dBuV/m)	Limit (dBuV/m)	Ant.Pos (cm)	Tab.Pos (deg.)	Margin (dB)	Comment
*	11570.000	35.21	peak	12.09	47.30	74.00	100	195	-26.70	



Radiated Emission Measurement

Operator: Leon

File :3

Data :#9

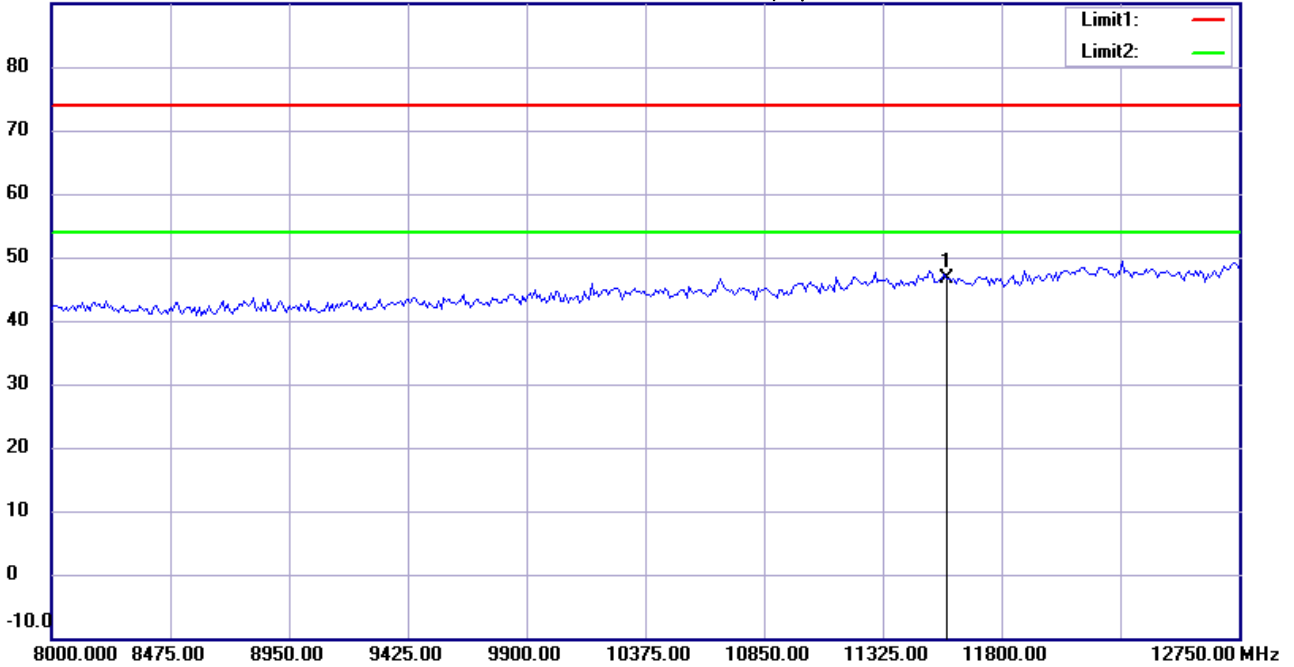
Date: 2015/12/30

Temperature:24 °C

90.0 dBuV/m

Time: 下午 09:18:12

Humidity:60 %



Site : Chamber

Condition : FCC_part 15E RE_Above 1GHz_PK

EUT : W6M21512-15493

M/N:

Test Mode : TX 802.11a CH157

Note :

Polarization: *Vertical*

Power : 10.8 Vd.c.

Distance: 3m

Mk.	Frequency (MHz)	Reading (dBuV)	Detector	Corr. factor (dB/m)	Result (dBuV/m)	Limit (dBuV/m)	Ant.Pos (cm)	Tab.Pos (deg.)	Margin (dB)	Comment
*	11570.000	34.56	peak	12.09	46.65	74.00	100	230	-27.35	



Radiated Emission Measurement

Operator: Leon

File :3

Data :#4

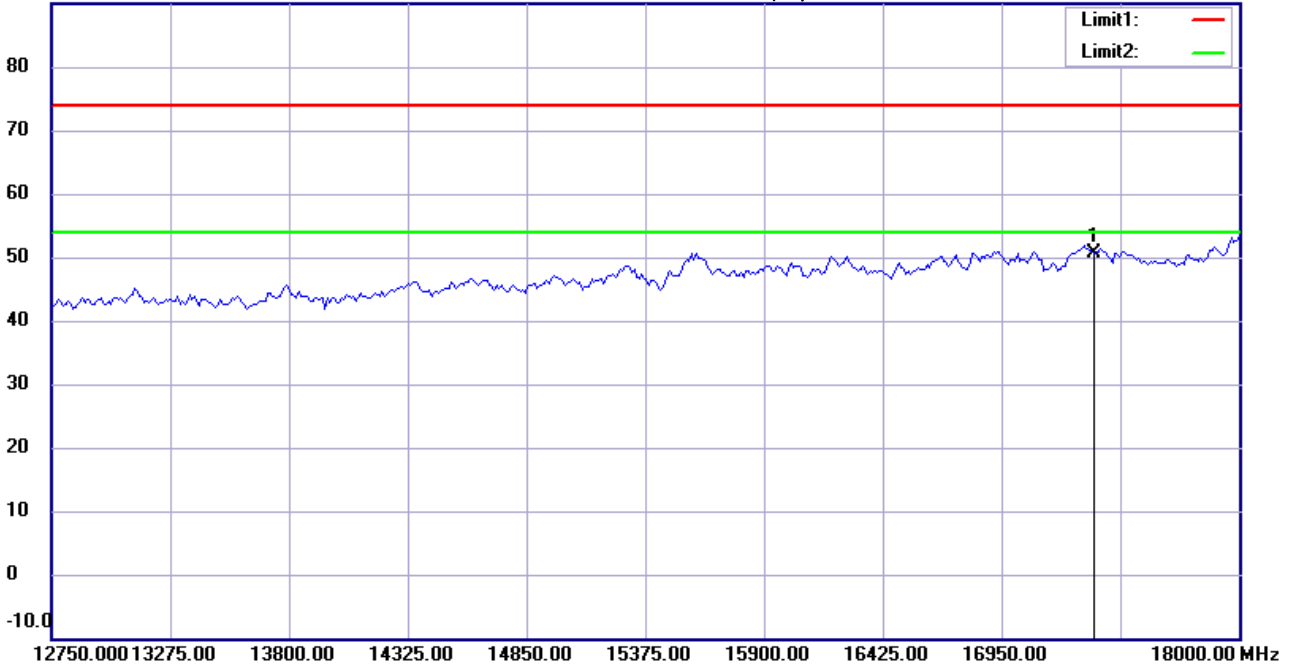
Date: 2015/12/30

Temperature:24 °C

90.0 dBuV/m

Time: 下午 09:14:42

Humidity:60 %



Site : Chamber

Condition : FCC_part 15E RE_Above 1GHz_PK

EUT : W6M21512-15493

M/N:

Test Mode : TX 802.11a CH157

Note :

Polarization: *Horizontal*

Power : 10.8 Vd.c.

Distance: 3m

Mk.	Frequency (MHz)	Reading (dBuV)	Detector	Corr. factor (dB/m)	Result (dBuV/m)	Limit (dBuV/m)	Ant.Pos (cm)	Tab.Pos (deg.)	Margin (dB)	Comment
*	17355.000	27.97	peak	22.63	50.60	74.00	100	80	-23.40	



Radiated Emission Measurement

Operator: Leon

File :3

Data :#10

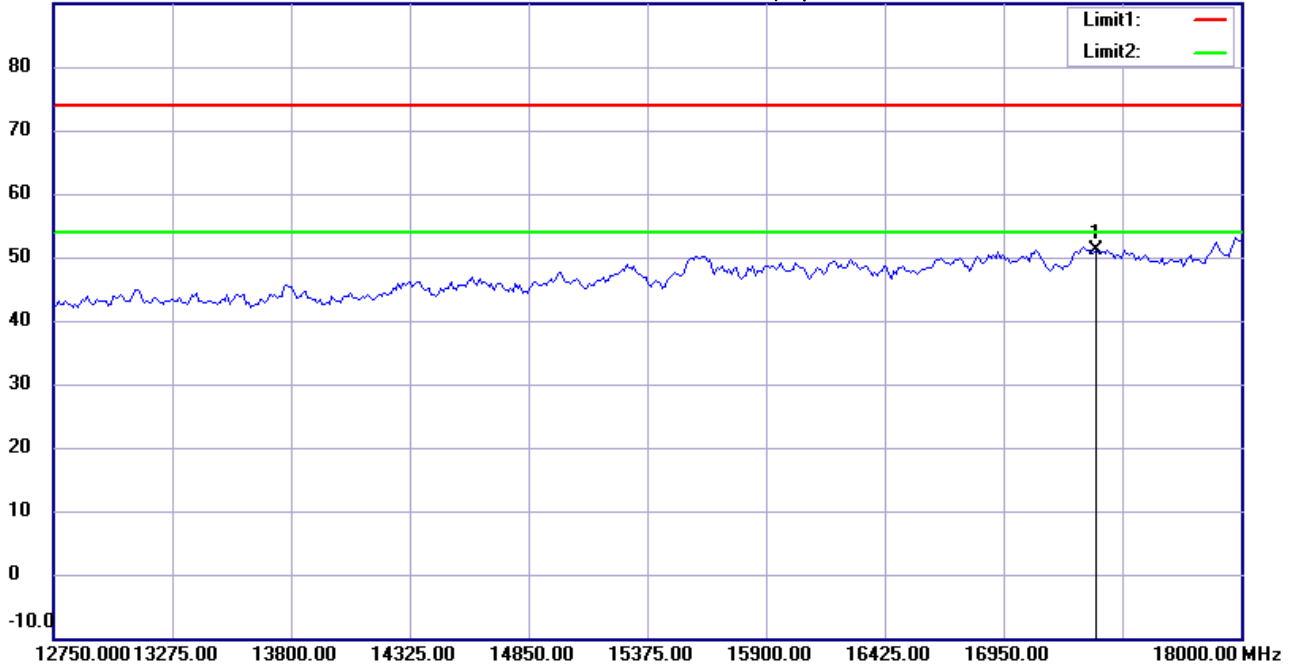
Date: 2015/12/30

Temperature:24 °C

90.0 dBuV/m

Time: 下午 09:19:07

Humidity:60 %



Site : Chamber

Condition : FCC_part 15E RE_Above 1GHz_PK

Polarization: *Vertical*

EUT : W6M21512-15493

Power : 10.8 Vd.c.

M/N:

Distance: 3m

Test Mode : TX 802.11a CH157

Note :

Mk.	Frequency (MHz)	Reading (dBuV)	Detector	Corr. factor (dB/m)	Result (dBuV/m)	Limit (dBuV/m)	Ant.Pos (cm)	Tab.Pos (deg.)	Margin (dB)	Comment
*	17355.000	28.55	peak	22.63	51.18	74.00	100	155	-22.82	



Radiated Emission Measurement

Operator: Leon

File :3

Data :#5

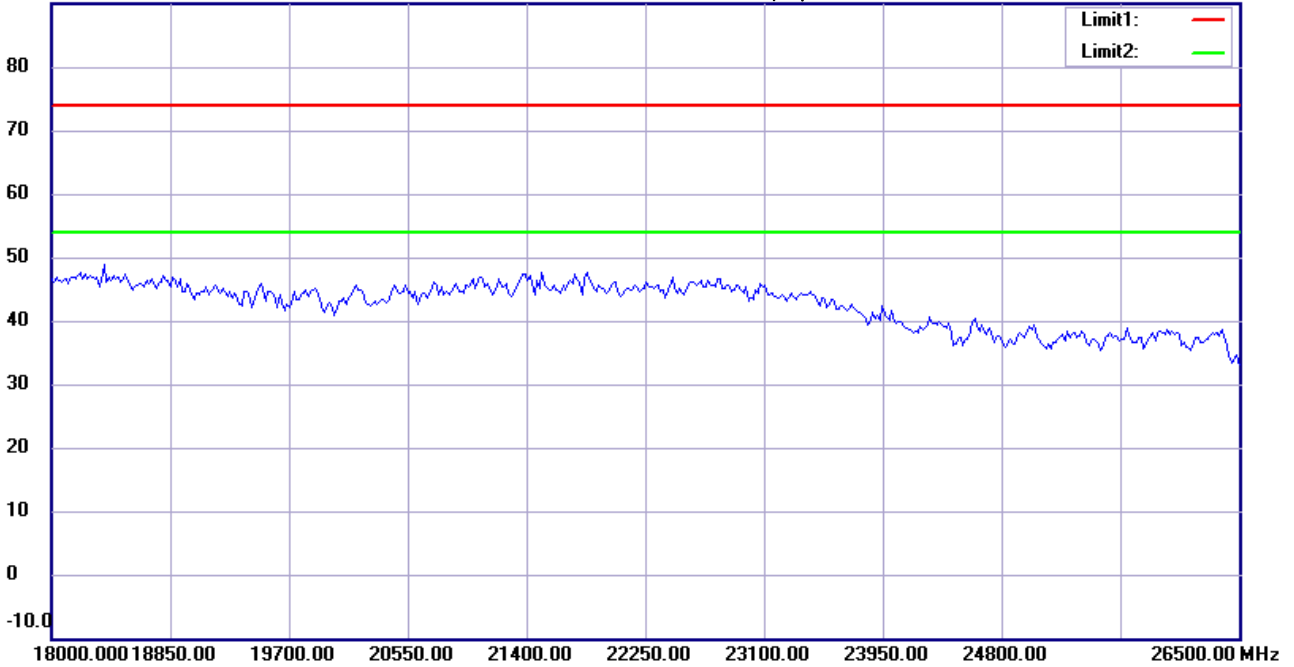
Date: 2015/12/30

Temperature:24 °C

90.0 dBuV/m

Time: 下午 09:14:51

Humidity:60 %



Site : Chamber

Condition : FCC_part 15E RE_Above 1GHz_PK

EUT : W6M21512-15493

M/N:

Test Mode : TX 802.11a CH157

Note :

Polarization: *Horizontal*

Power : 10.8 Vd.c.

Distance: 3m

Mk.	Frequency (MHz)	Reading (dBuV)	Detector	Corr. factor (dB/m)	Result (dBuV/m)	Limit (dBuV/m)	Ant.Pos (cm)	Tab.Pos (deg.)	Margin (dB)	Comment
-----	-----------------	----------------	----------	---------------------	-----------------	----------------	--------------	----------------	-------------	---------



Radiated Emission Measurement

Operator: Leon

File :3

Data :#11

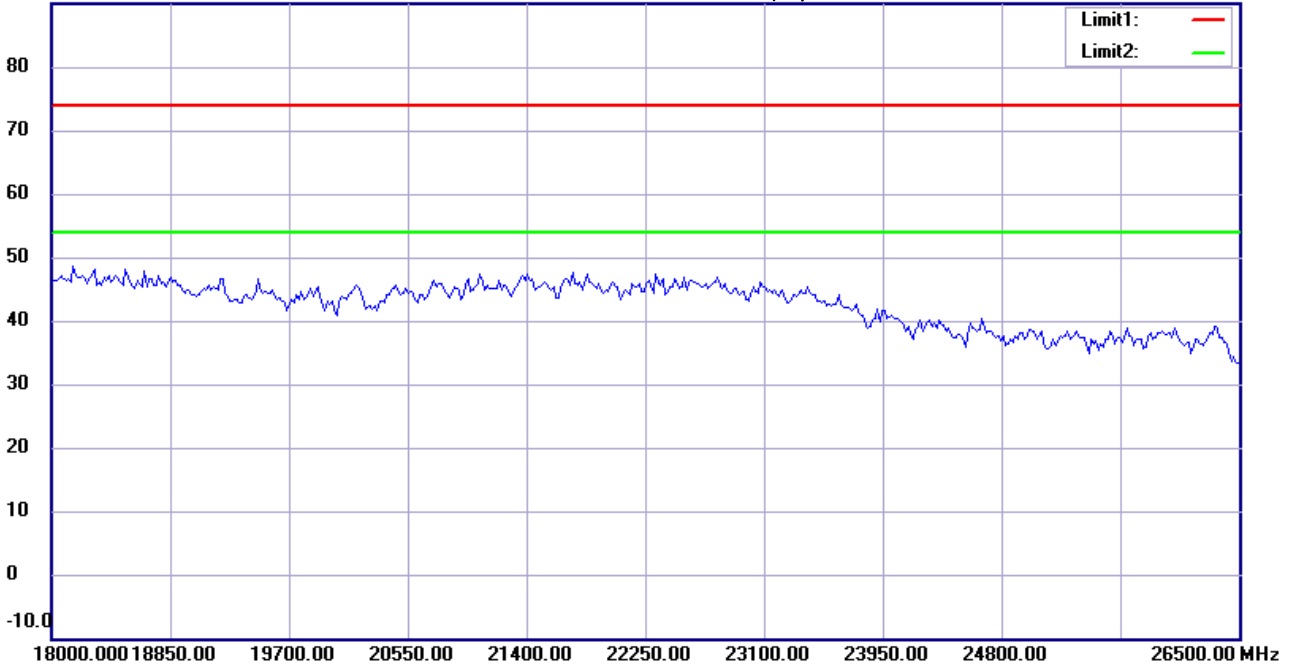
Date: 2015/12/30

Temperature:24 °C

90.0 dBuV/m

Time: 下午 09:19:17

Humidity:60 %



Site : Chamber

Condition : FCC_part 15E RE_Above 1GHz_PK

EUT : W6M21512-15493

M/N:

Test Mode : TX 802.11a CH157

Note :

Polarization: *Vertical*

Power : 10.8 Vd.c.

Distance: 3m

Mk.	Frequency (MHz)	Reading (dBuV)	Detector	Corr. factor (dB/m)	Result (dBuV/m)	Limit (dBuV/m)	Ant.Pos (cm)	Tab.Pos (deg.)	Margin (dB)	Comment
-----	-----------------	----------------	----------	---------------------	-----------------	----------------	--------------	----------------	-------------	---------



Radiated Emission Measurement

Operator: Leon

File :3

Data :#6

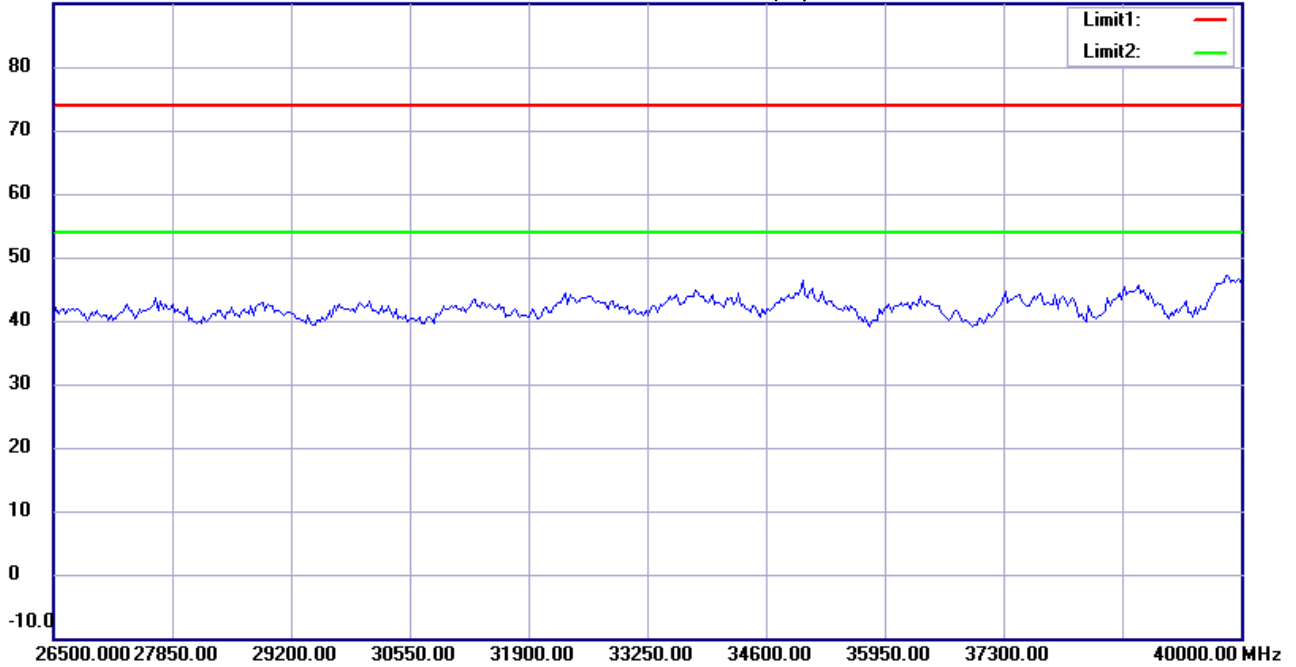
Date: 2015/12/30

Temperature:24 °C

90.0 dBuV/m

Time: 下午 09:15:01

Humidity:60 %



Site : Chamber

Condition : FCC_part 15E RE_Above 1GHz_PK

EUT : W6M21512-15493

M/N:

Test Mode : TX 802.11a CH157

Note :

Polarization: *Horizontal*

Power : 10.8 Vd.c.

Distance: 3m

Mk.	Frequency (MHz)	Reading (dBuV)	Detector	Corr. factor (dB/m)	Result (dBuV/m)	Limit (dBuV/m)	Ant.Pos (cm)	Tab.Pos (deg.)	Margin (dB)	Comment
-----	-----------------	----------------	----------	---------------------	-----------------	----------------	--------------	----------------	-------------	---------



Radiated Emission Measurement

Operator: Leon

File :3

Data :#12

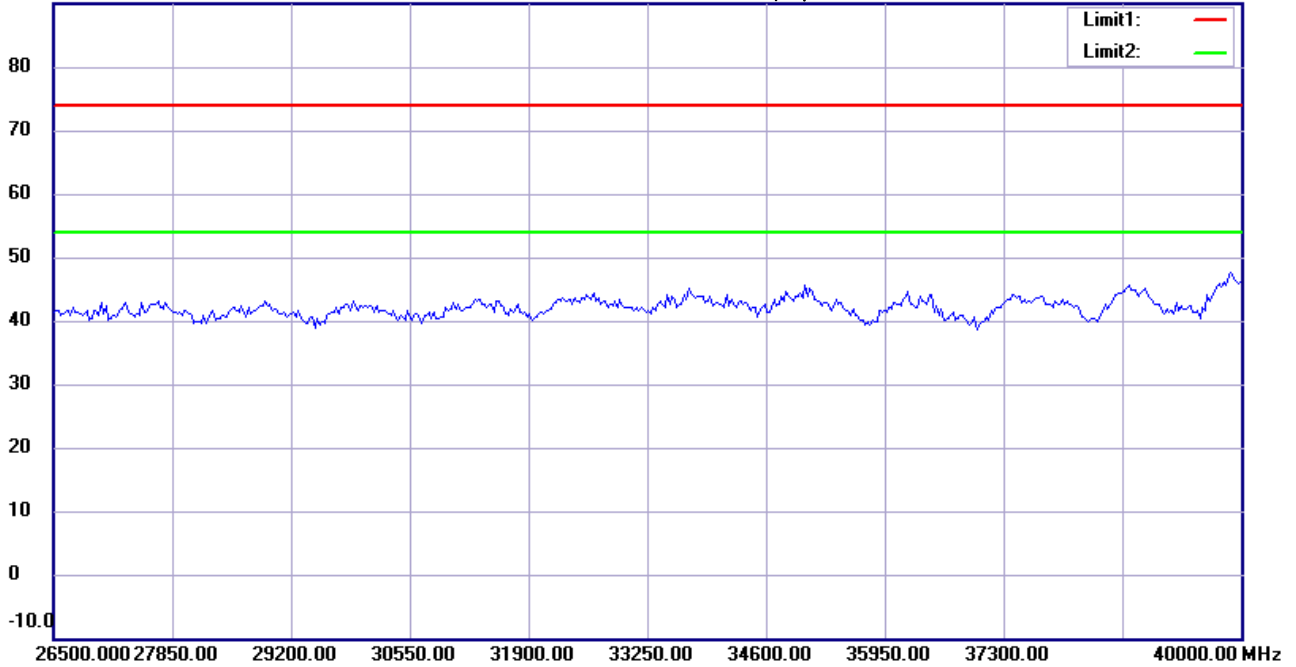
Date: 2015/12/30

Temperature:24 °C

90.0 dBuV/m

Time: 下午 09:19:27

Humidity:60 %



Site : Chamber

Condition : FCC_part 15E RE_Above 1GHz_PK

EUT : W6M21512-15493

M/N:

Test Mode : TX 802.11a CH157

Note :

Polarization: *Vertical*

Power : 10.8 Vd.c.

Distance: 3m

Mk.	Frequency (MHz)	Reading (dBuV)	Detector	Corr. factor (dB/m)	Result (dBuV/m)	Limit (dBuV/m)	Ant.Pos (cm)	Tab.Pos (deg.)	Margin (dB)	Comment
-----	-----------------	----------------	----------	---------------------	-----------------	----------------	--------------	----------------	-------------	---------



Radiated Emission Measurement

Operator: Leon

File :1

Data :#1

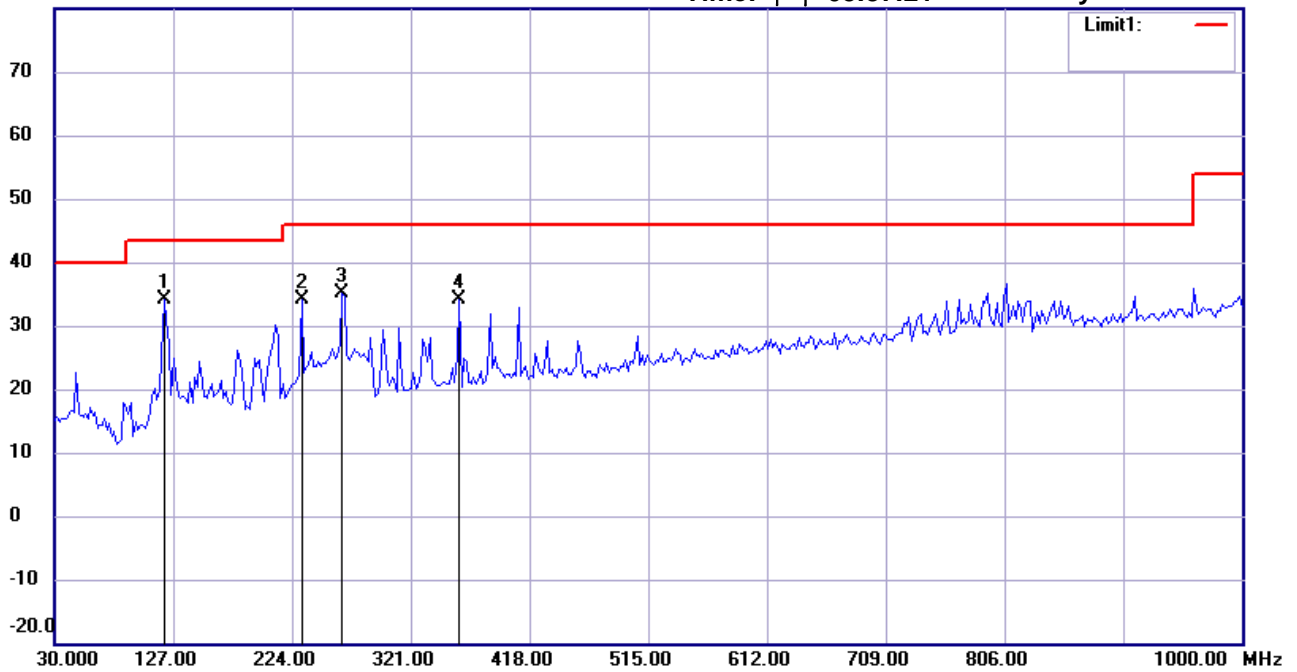
Date: 2016/1/23

Temperature:24 °C

80.0 dBuV/m

Time: 下午 05:37:21

Humidity:60 %



Site : Chamber

Condition : FCC_part 15 RE-Class E_30-1000MHz

Polarization: *Horizontal*

EUT : W6M21512-15493

Power : 10.8 Vd.c.

M/N:

Distance: 3m

Test Mode : TX 802.11a CH165

Note :

Mk.	Frequency (MHz)	Reading (dBuV)	Detector	Corr. factor (dB/m)	Result (dBuV/m)	Limit (dBuV/m)	Ant.Pos (cm)	Tab.Pos (deg.)	Margin (dB)	Comment
*	119.4188	20.49	peak	13.62	34.11	43.50	100	55	-9.39	
	232.1642	20.25	peak	13.83	34.08	46.00	100	175	-11.92	
	265.2102	20.46	peak	14.76	35.22	46.00	100	225	-10.78	
	360.4607	16.58	peak	17.53	34.11	46.00	100	90	-11.89	



Radiated Emission Measurement

Operator: Leon

File :1

Data :#2

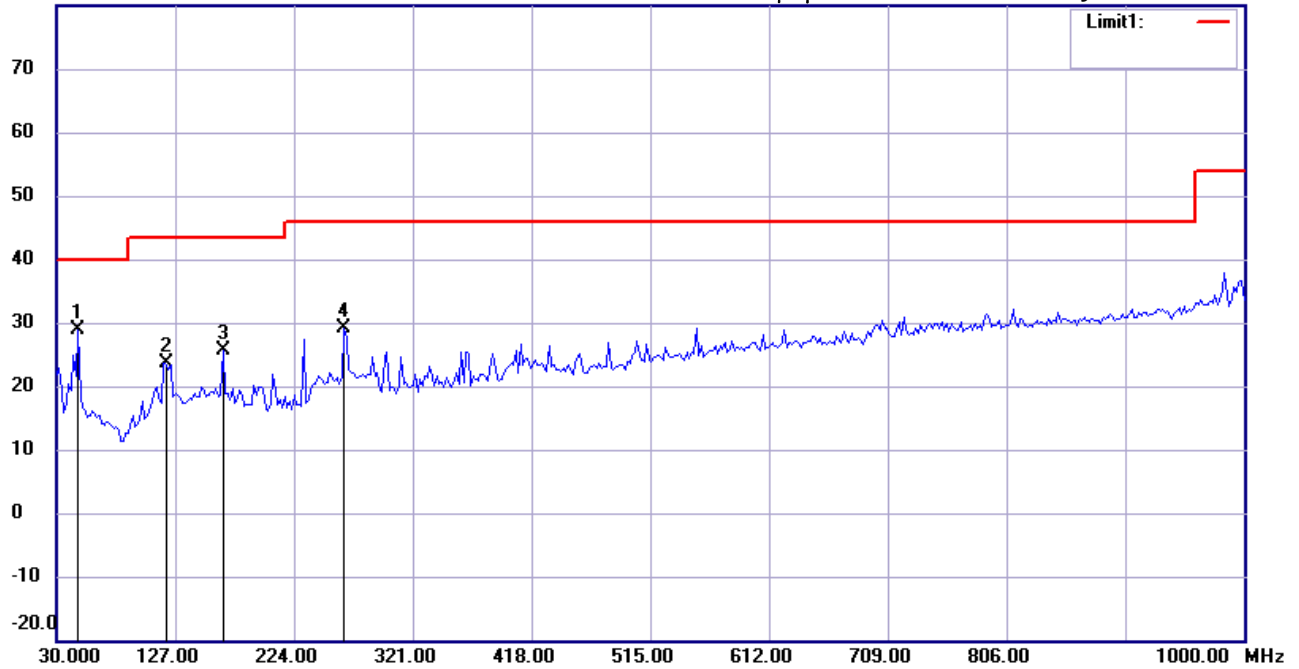
Date: 2016/1/23

Temperature:24 °C

80.0 dBuV/m

Time: 下午 05:38:07

Humidity:60 %



Site : Chamber

Condition : FCC_part 15 RE-Class E_30-1000MHz

Polarization: *Vertical*

EUT : W6M21512-15493

Power : 10.8 Vd.c.

M/N:

Distance: 3m

Test Mode : TX 802.11a CH165

Note :

Mk.	Frequency (MHz)	Reading (dBuV)	Detector	Corr. factor (dB/m)	Result (dBuV/m)	Limit (dBuV/m)	Ant.Pos (cm)	Tab.Pos (deg.)	Margin (dB)	Comment
*	47.4950	14.76	peak	14.09	28.85	40.00	100	215	-11.15	
	117.4750	10.30	peak	13.45	23.75	43.50	100	90	-19.75	
	166.0721	10.47	peak	15.04	25.51	43.50	100	170	-17.99	
	265.2104	14.39	peak	14.76	29.15	46.00	100	145	-16.85	



Radiated Emission Measurement

Operator: Leon

File :3

Data :#1

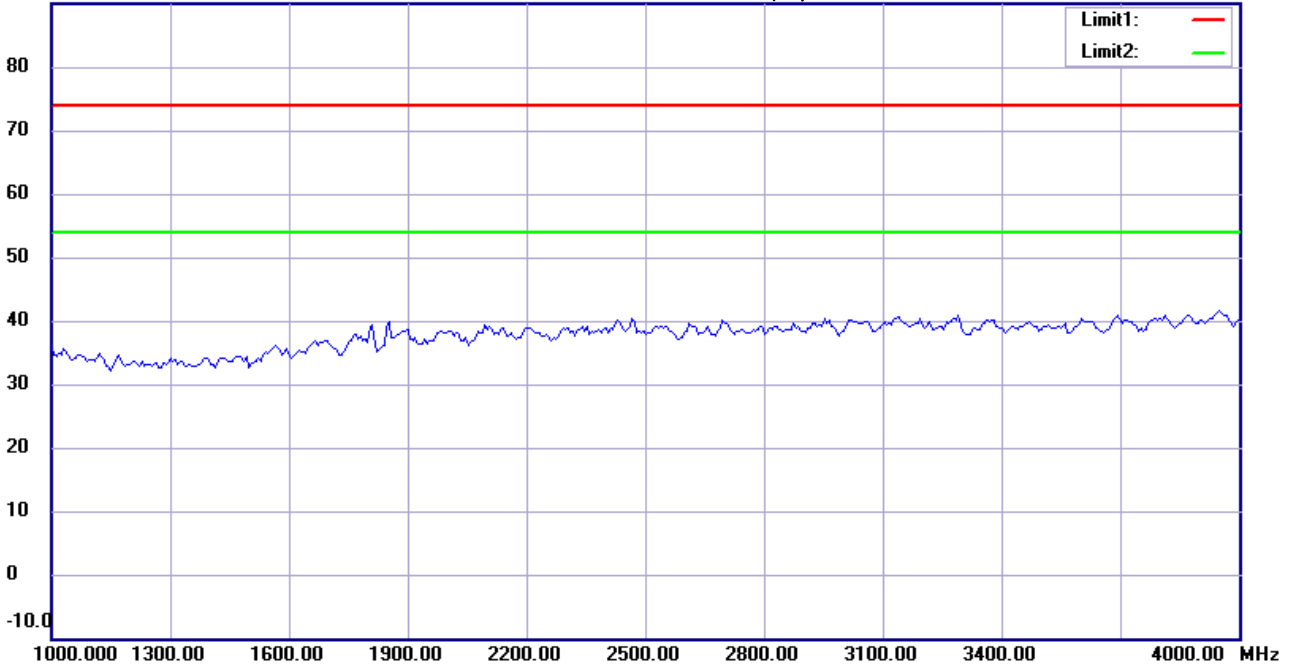
Date: 2015/12/30

Temperature:24 °C

90.0 dBuV/m

Time: 下午 09:22:22

Humidity:60 %



Site : Chamber

Condition : FCC_part 15E RE_Above 1GHz_PK

EUT : W6M21512-15493

M/N:

Test Mode : TX 802.11a CH165

Note :

Polarization: *Horizontal*

Power : 10.8 Vd.c.

Distance: 3m

Mk.	Frequency (MHz)	Reading (dBuV)	Detector	Corr. factor (dB/m)	Result (dBuV/m)	Limit (dBuV/m)	Ant.Pos (cm)	Tab.Pos (deg.)	Margin (dB)	Comment
-----	-----------------	----------------	----------	---------------------	-----------------	----------------	--------------	----------------	-------------	---------



Radiated Emission Measurement

Operator: Leon

File :3

Data :#7

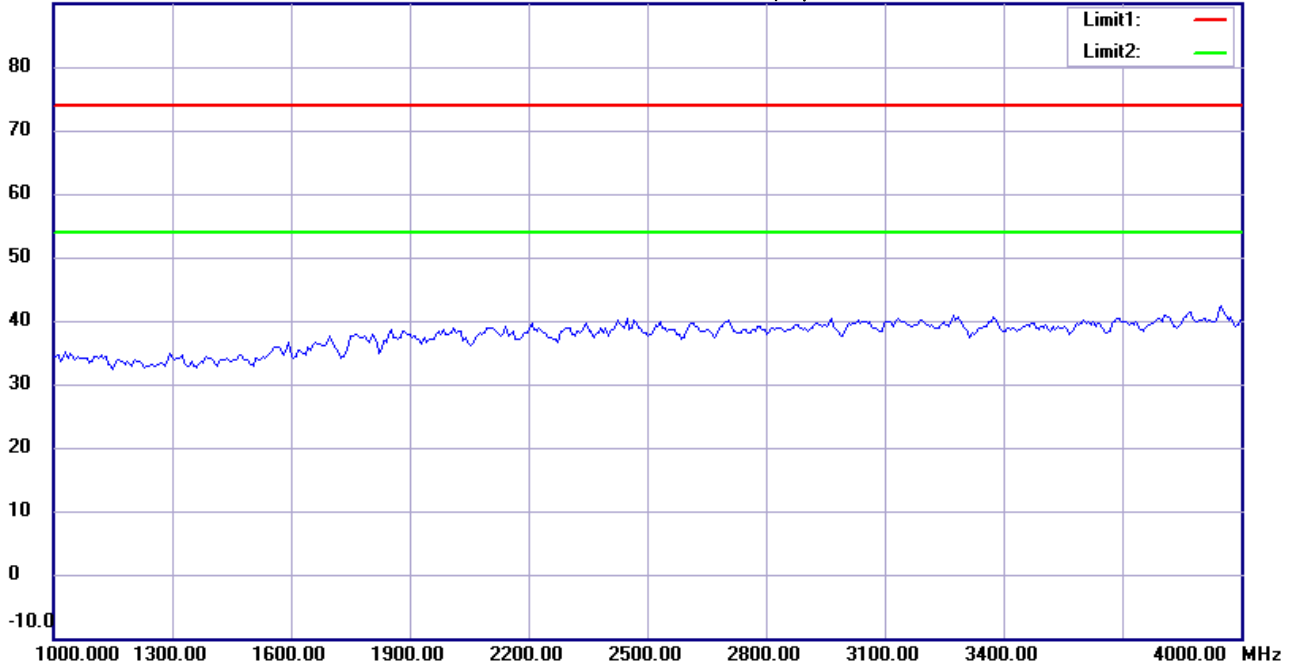
Date: 2015/12/30

Temperature:24 °C

90.0 dBuV/m

Time: 下午 09:26:07

Humidity:60 %



Site : Chamber

Condition : FCC_part 15E RE_Above 1GHz_PK

EUT : W6M21512-15493

M/N:

Test Mode : TX 802.11a CH165

Note :

Polarization: *Vertical*

Power : 10.8 Vd.c.

Distance: 3m

Mk.	Frequency (MHz)	Reading (dBuV)	Detector	Corr. factor (dB/m)	Result (dBuV/m)	Limit (dBuV/m)	Ant.Pos (cm)	Tab.Pos (deg.)	Margin (dB)	Comment
-----	-----------------	----------------	----------	---------------------	-----------------	----------------	--------------	----------------	-------------	---------



Radiated Emission Measurement

Operator: Leon

File :3

Data :#2

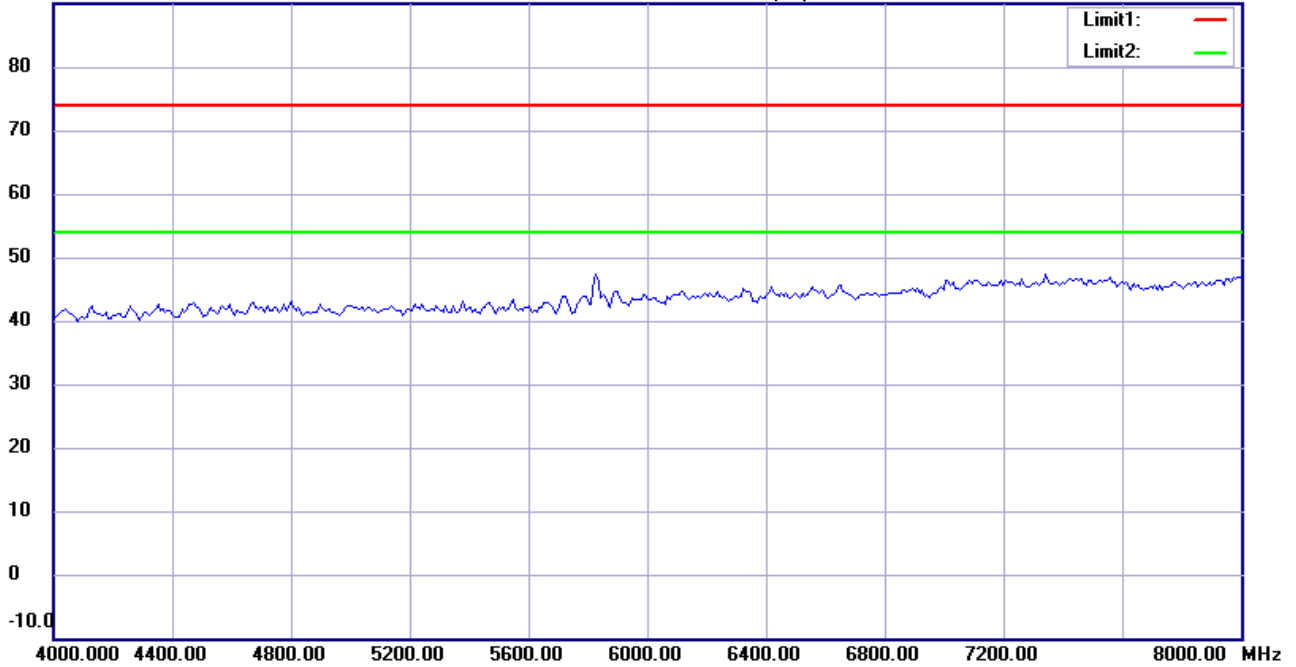
Date: 2015/12/30

Temperature:24 °C

90.0 dBuV/m

Time: 下午 09:23:08

Humidity:60 %



Site : Chamber

Condition : FCC_part 15E RE_Above 1GHz_PK

EUT : W6M21512-15493

M/N:

Test Mode : TX 802.11a CH165

Note :

Polarization: *Horizontal*

Power : 10.8 Vd.c.

Distance: 3m

Mk.	Frequency (MHz)	Reading (dBuV)	Detector	Corr. factor (dB/m)	Result (dBuV/m)	Limit (dBuV/m)	Ant.Pos (cm)	Tab.Pos (deg.)	Margin (dB)	Comment
-----	-----------------	----------------	----------	---------------------	-----------------	----------------	--------------	----------------	-------------	---------



Radiated Emission Measurement

Operator: Leon

File :3

Data :#8

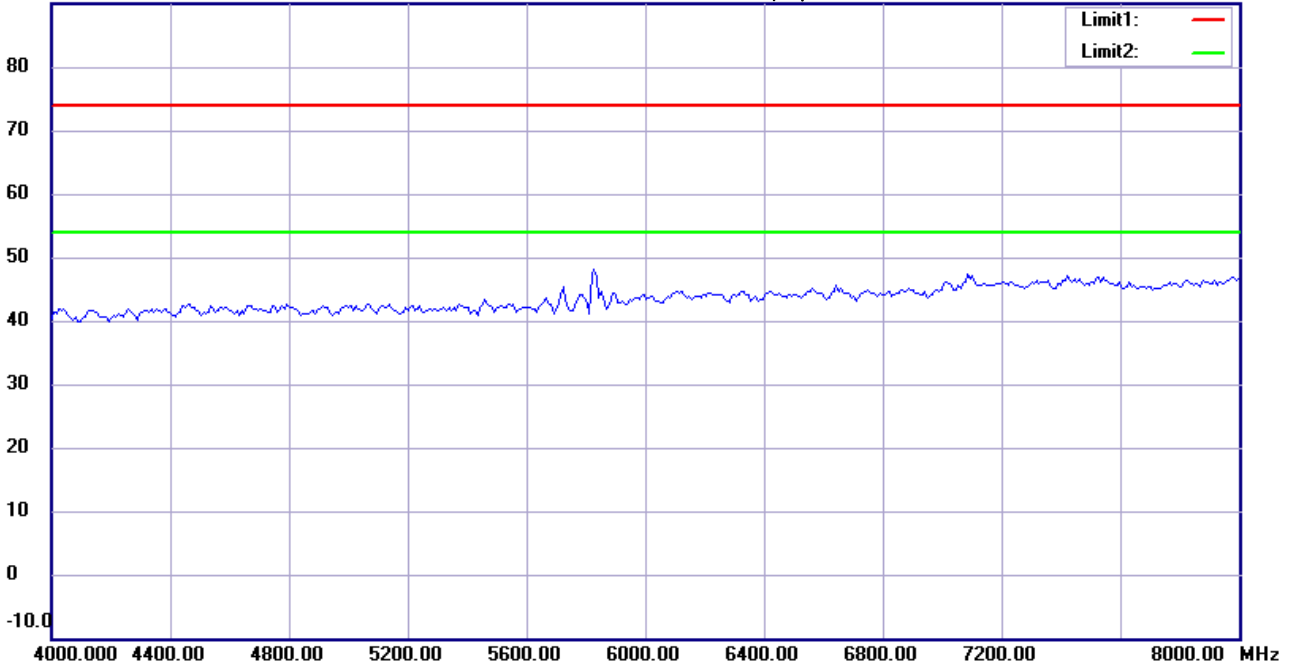
Date: 2015/12/30

Temperature:24 °C

90.0 dBuV/m

Time: 下午 09:26:53

Humidity:60 %



Site : Chamber

Condition : FCC_part 15E RE_Above 1GHz_PK

EUT : W6M21512-15493

M/N:

Test Mode : TX 802.11a CH165

Note :

Polarization: *Vertical*

Power : 10.8 Vd.c.

Distance: 3m

Mk.	Frequency (MHz)	Reading (dBuV)	Detector	Corr. factor (dB/m)	Result (dBuV/m)	Limit (dBuV/m)	Ant.Pos (cm)	Tab.Pos (deg.)	Margin (dB)	Comment
-----	-----------------	----------------	----------	---------------------	-----------------	----------------	--------------	----------------	-------------	---------



Radiated Emission Measurement

Operator: Leon

File :3

Data :#3

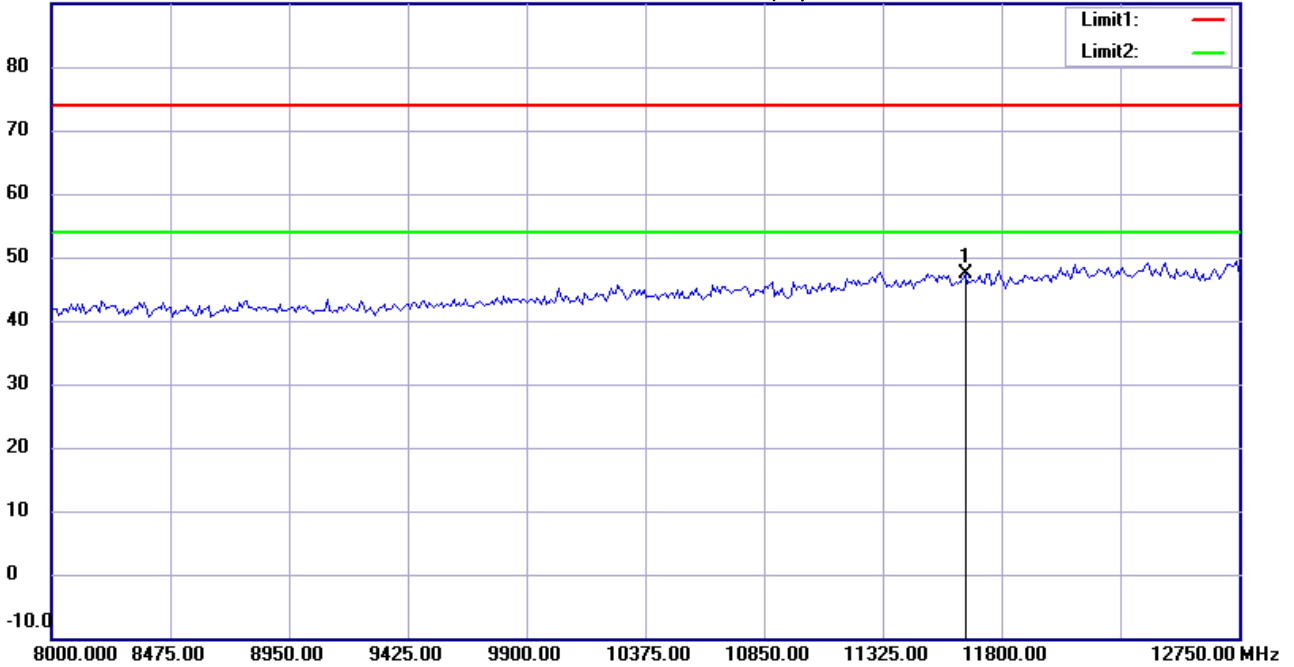
Date: 2015/12/30

Temperature:24 °C

90.0 dBuV/m

Time: 下午 09:24:00

Humidity:60 %



Site : Chamber

Condition : FCC_part 15E RE_Above 1GHz_PK

Polarization: *Horizontal*

EUT : W6M21512-15493

Power : 10.8 Vd.c.

M/N:

Distance: 3m

Test Mode : TX 802.11a CH165

Note :

Mk.	Frequency (MHz)	Reading (dBuV)	Detector	Corr. factor (dB/m)	Result (dBuV/m)	Limit (dBuV/m)	Ant.Pos (cm)	Tab.Pos (deg.)	Margin (dB)	Comment
*	11650.000	35.38	peak	11.92	47.30	74.00	100	190	-26.70	



Radiated Emission Measurement

Operator: Leon

File :3

Data :#9

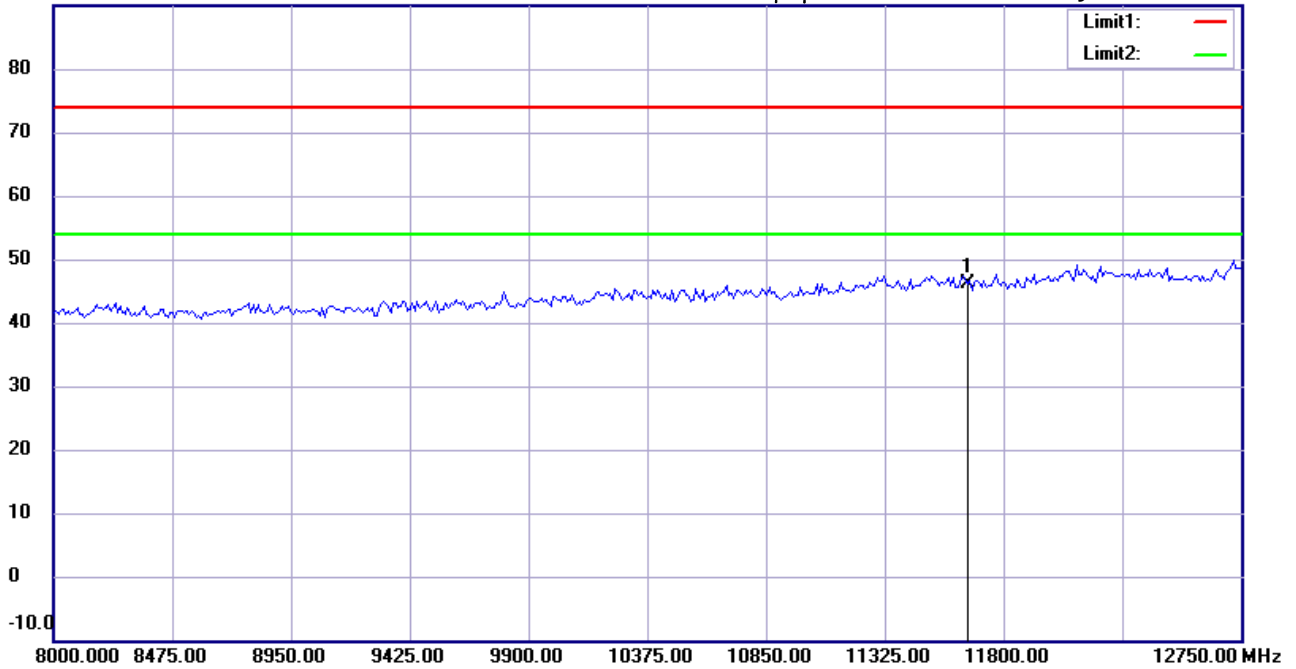
Date: 2015/12/30

Temperature:24 °C

90.0 dBuV/m

Time: 下午 09:27:51

Humidity:60 %



Site : Chamber

Condition : FCC_part 15E RE_Above 1GHz_PK

EUT : W6M21512-15493

M/N:

Test Mode : TX 802.11a CH165

Note :

Polarization: *Vertical*

Power : 10.8 Vd.c.

Distance: 3m

Mk.	Frequency (MHz)	Reading (dBuV)	Detector	Corr. factor (dB/m)	Result (dBuV/m)	Limit (dBuV/m)	Ant.Pos (cm)	Tab.Pos (deg.)	Margin (dB)	Comment
*	11650.000	34.18	peak	11.92	46.10	74.00	100	210	-27.90	



Radiated Emission Measurement

Operator: Leon

File :3

Data :#4

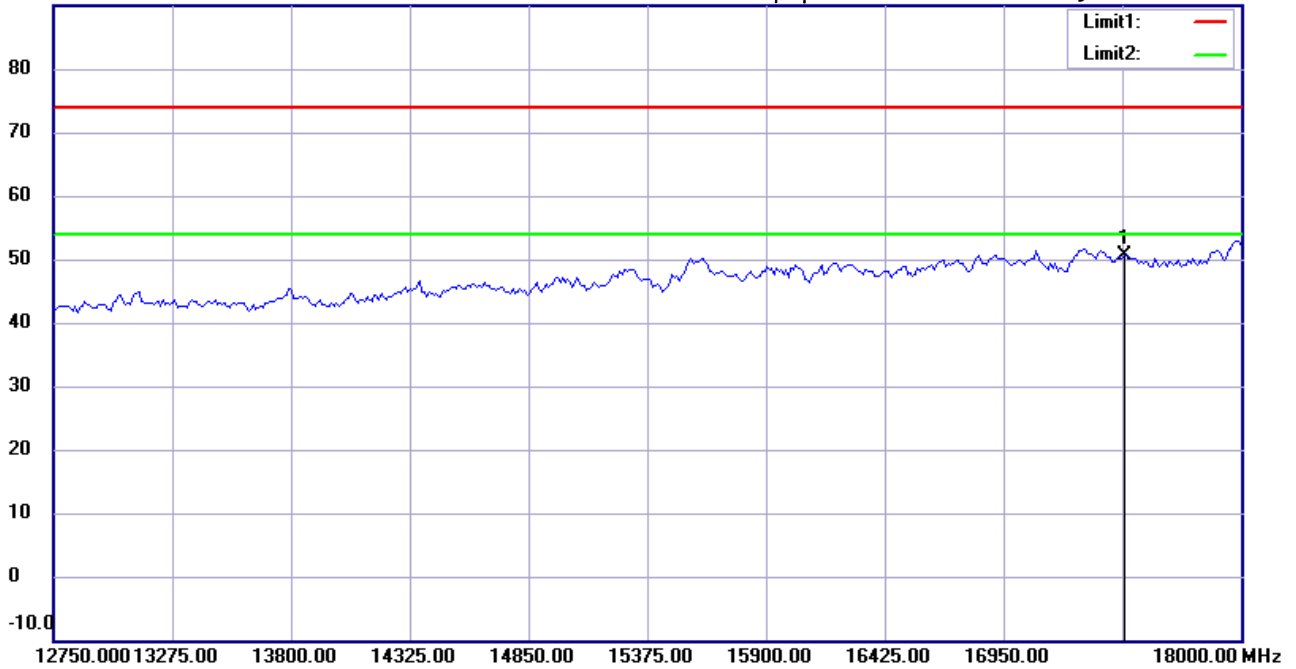
Date: 2015/12/30

Temperature:24 °C

90.0 dBuV/m

Time: 下午 09:24:55

Humidity:60 %



Site : Chamber

Condition : FCC_part 15E RE_Above 1GHz_PK

Polarization: *Horizontal*

EUT : W6M21512-15493

Power : 10.8 Vd.c.

M/N:

Distance: 3m

Test Mode : TX 802.11a CH165

Note :

Mk.	Frequency (MHz)	Reading (dBuV)	Detector	Corr. factor (dB/m)	Result (dBuV/m)	Limit (dBuV/m)	Ant.Pos (cm)	Tab.Pos (deg.)	Margin (dB)	Comment
*	17475.000	28.04	peak	22.66	50.70	74.00	100	55	-23.30	



Radiated Emission Measurement

Operator: Leon

File :3

Data :#10

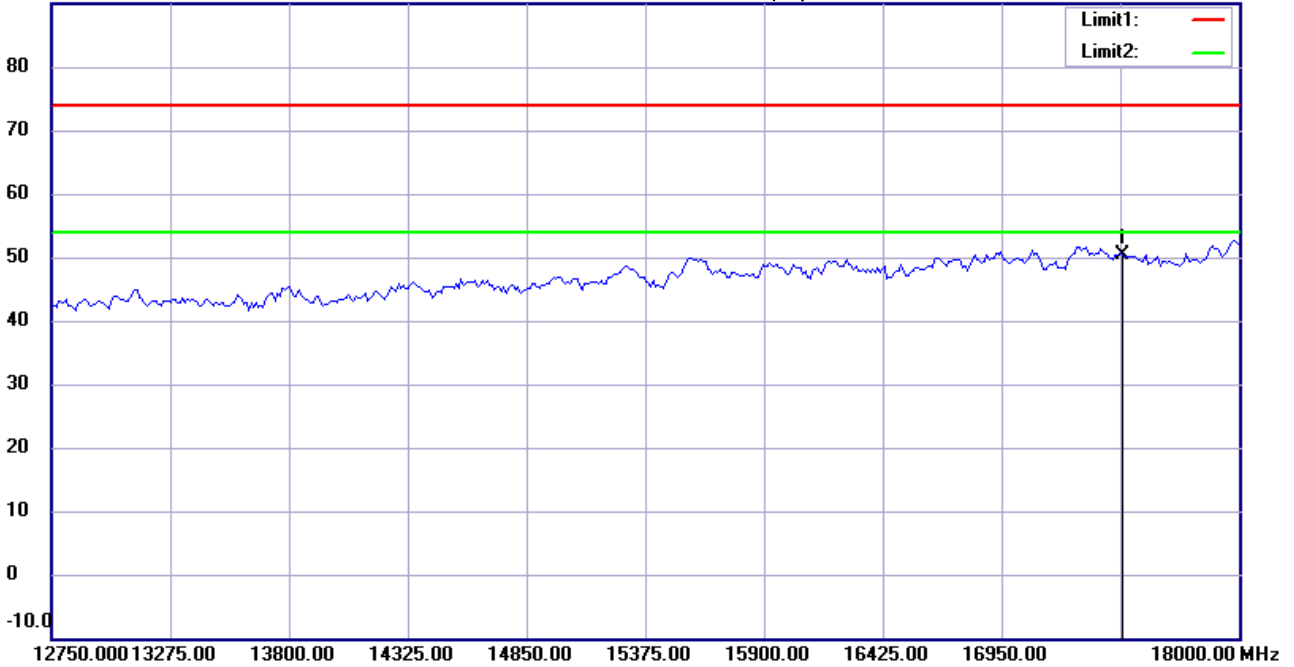
Date: 2015/12/30

Temperature:24 °C

90.0 dBuV/m

Time: 下午 09:28:47

Humidity:60 %



Site : Chamber

Condition : FCC_part 15E RE_Above 1GHz_PK

EUT : W6M21512-15493

M/N:

Test Mode : TX 802.11a CH165

Note :

Polarization: *Vertical*

Power : 10.8 Vd.c.

Distance: 3m

Mk.	Frequency (MHz)	Reading (dBuV)	Detector	Corr. factor (dB/m)	Result (dBuV/m)	Limit (dBuV/m)	Ant.Pos (cm)	Tab.Pos (deg.)	Margin (dB)	Comment
*	17475.000	27.69	peak	22.66	50.35	74.00	100	180	-23.65	



Radiated Emission Measurement

Operator: Leon

File :3

Data :#5

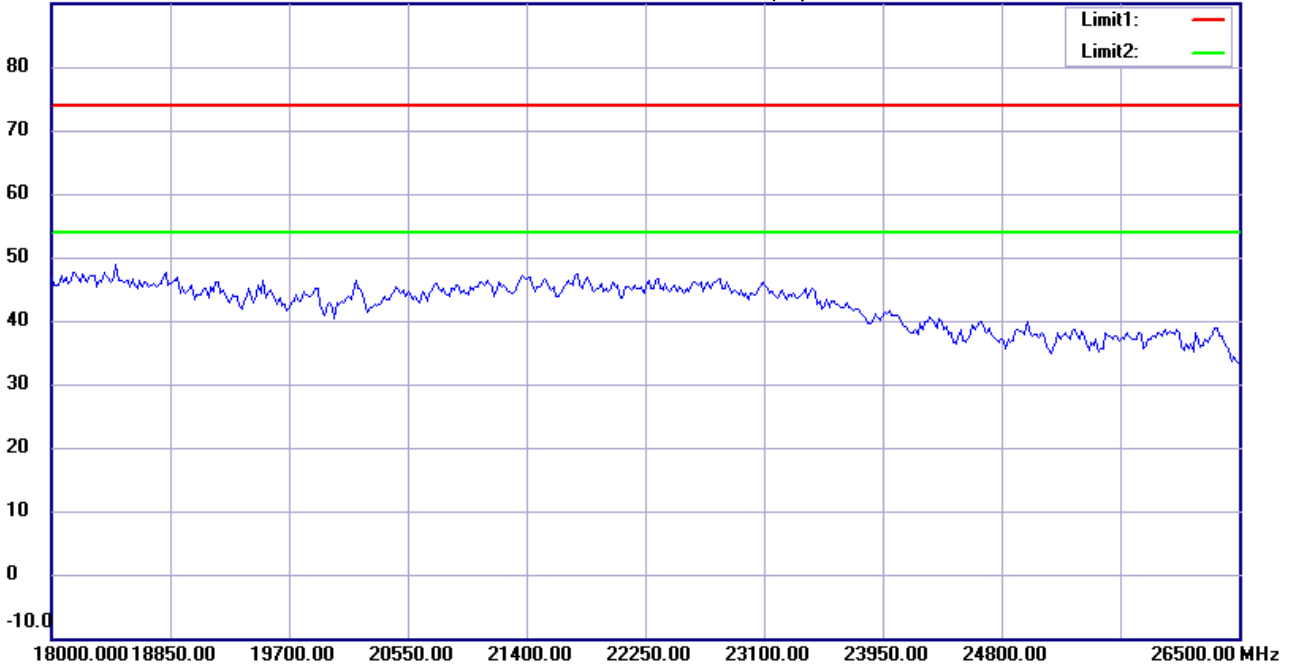
Date: 2015/12/30

Temperature:24 °C

90.0 dBuV/m

Time: 下午 09:25:04

Humidity:60 %



Site : Chamber

Condition : FCC_part 15E RE_Above 1GHz_PK

EUT : W6M21512-15493

M/N:

Test Mode : TX 802.11a CH165

Note :

Polarization: *Horizontal*

Power : 10.8 Vd.c.

Distance: 3m

Mk.	Frequency (MHz)	Reading (dBuV)	Detector	Corr. factor (dB/m)	Result (dBuV/m)	Limit (dBuV/m)	Ant.Pos (cm)	Tab.Pos (deg.)	Margin (dB)	Comment
-----	-----------------	----------------	----------	---------------------	-----------------	----------------	--------------	----------------	-------------	---------



Radiated Emission Measurement

Operator: Leon

File :3

Data :#11

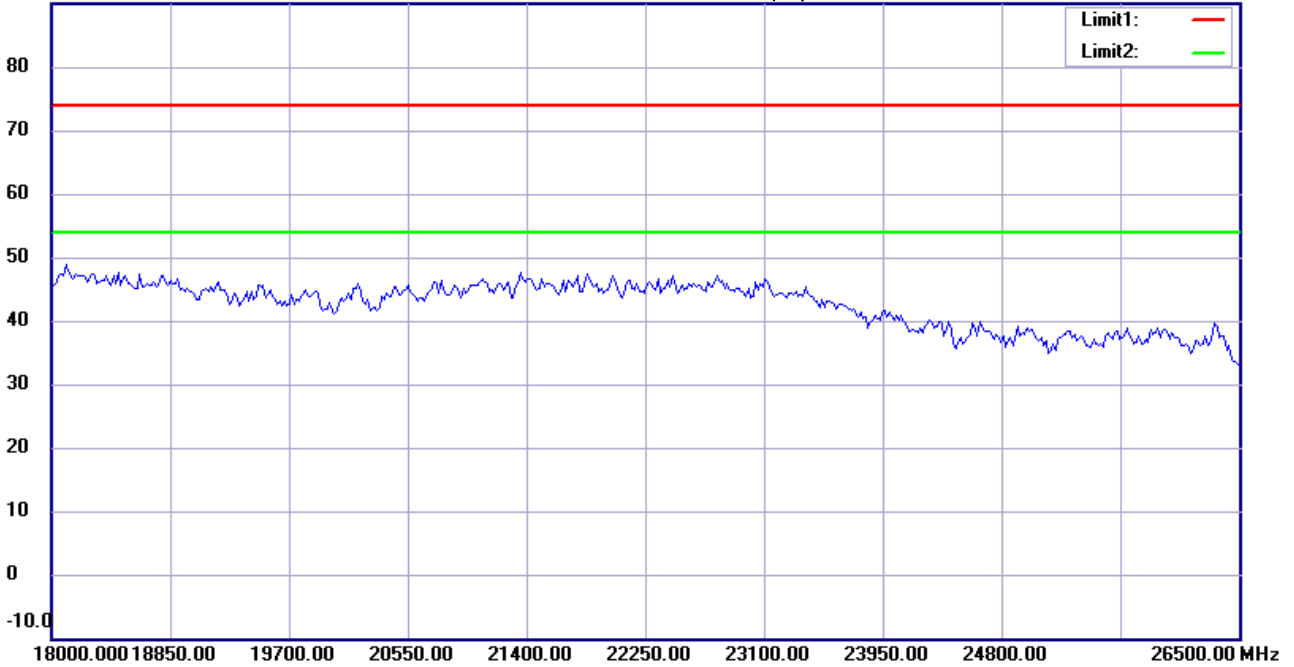
Date: 2015/12/30

Temperature:24 °C

90.0 dBuV/m

Time: 下午 09:28:56

Humidity:60 %



Site : Chamber

Condition : FCC_part 15E RE_Above 1GHz_PK

EUT : W6M21512-15493

M/N:

Test Mode : TX 802.11a CH165

Note :

Polarization: *Vertical*

Power : 10.8 Vd.c.

Distance: 3m

Mk.	Frequency (MHz)	Reading (dBuV)	Detector	Corr. factor (dB/m)	Result (dBuV/m)	Limit (dBuV/m)	Ant.Pos (cm)	Tab.Pos (deg.)	Margin (dB)	Comment
-----	-----------------	----------------	----------	---------------------	-----------------	----------------	--------------	----------------	-------------	---------



Radiated Emission Measurement

Operator: Leon

File :3

Data :#6

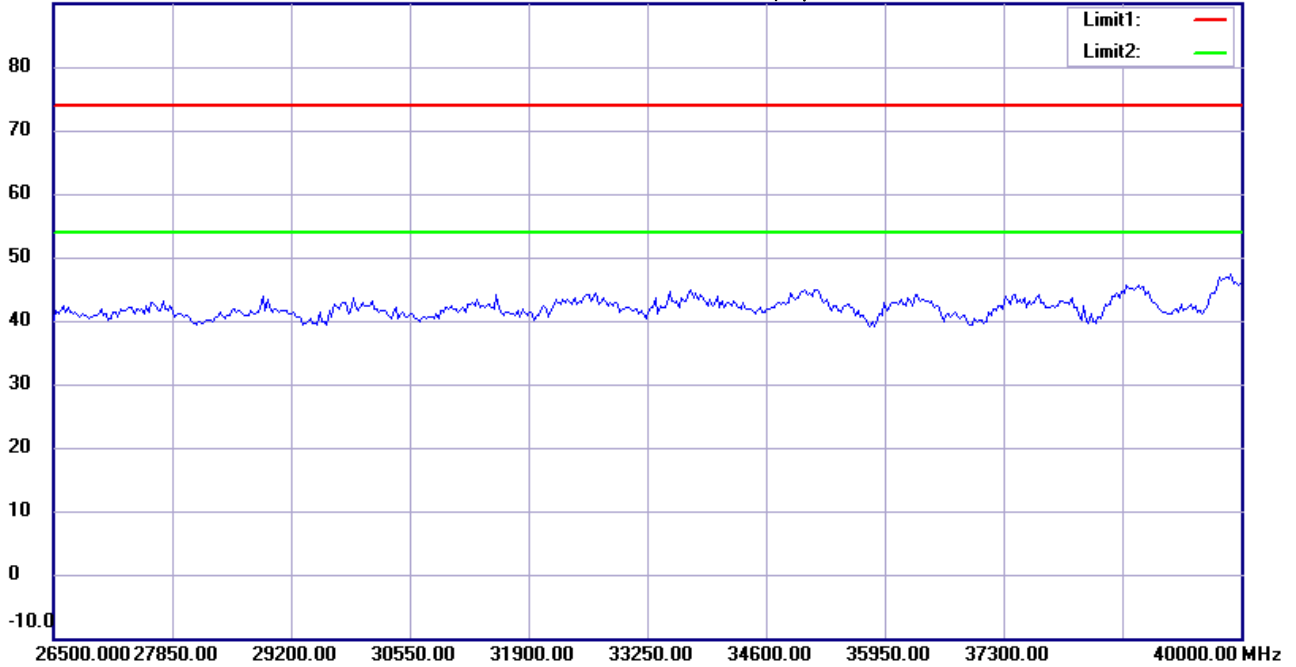
Date: 2015/12/30

Temperature:24 °C

90.0 dBuV/m

Time: 下午 09:25:14

Humidity:60 %



Site : Chamber

Condition : FCC_part 15E RE_Above 1GHz_PK

EUT : W6M21512-15493

M/N:

Test Mode : TX 802.11a CH165

Note :

Polarization: *Horizontal*

Power : 10.8 Vd.c.

Distance: 3m

Mk.	Frequency (MHz)	Reading (dBuV)	Detector	Corr. factor (dB/m)	Result (dBuV/m)	Limit (dBuV/m)	Ant.Pos (cm)	Tab.Pos (deg.)	Margin (dB)	Comment
-----	-----------------	----------------	----------	---------------------	-----------------	----------------	--------------	----------------	-------------	---------



Radiated Emission Measurement

Operator: Leon

File :3

Data :#12

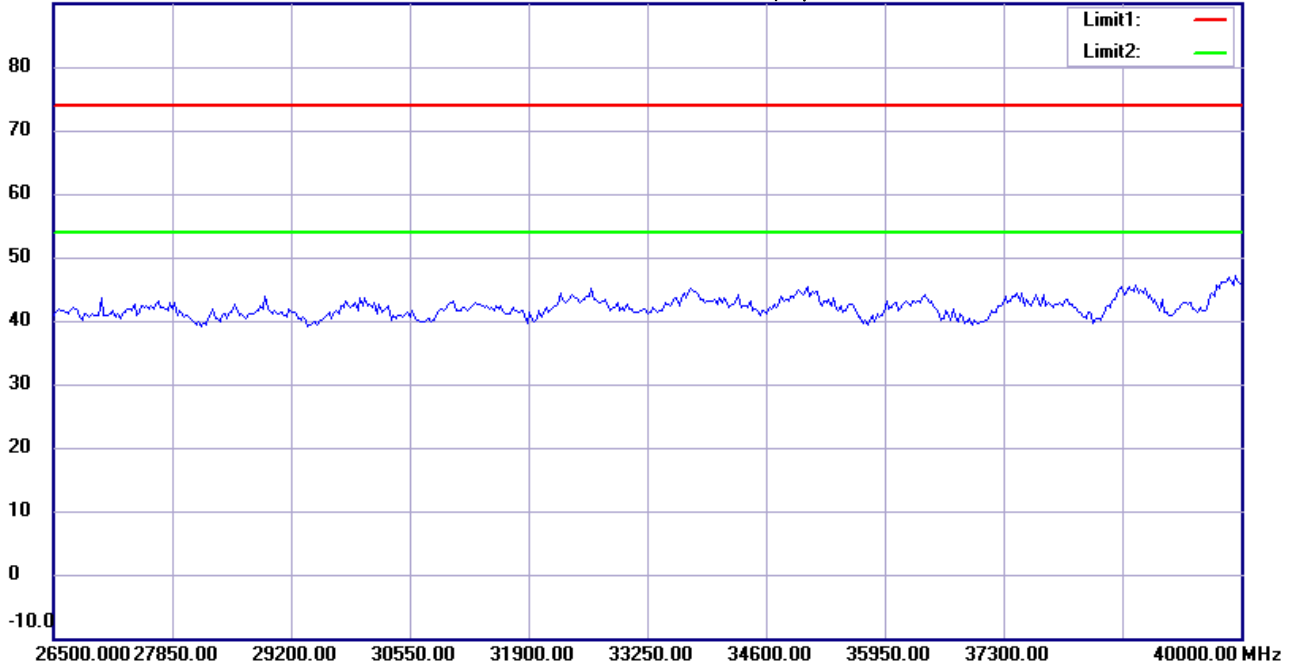
Date: 2015/12/30

Temperature:24 °C

90.0 dBuV/m

Time: 下午 09:29:06

Humidity:60 %



Site : Chamber

Condition : FCC_part 15E RE_Above 1GHz_PK

EUT : W6M21512-15493

M/N:

Test Mode : TX 802.11a CH165


Note :

Polarization: *Vertical*

Power : 10.8 Vd.c.

Distance: 3m

Mk.	Frequency (MHz)	Reading (dBuV)	Detector	Corr. factor (dB/m)	Result (dBuV/m)	Limit (dBuV/m)	Ant.Pos (cm)	Tab.Pos (deg.)	Margin (dB)	Comment
-----	-----------------	----------------	----------	---------------------	-----------------	----------------	--------------	----------------	-------------	---------



Worldwide Testing Services(Taiwan) Co., Ltd.

Registration number: W6M21512-15493-C-54
FCC ID: IR5RW11

Spurious Emission Radiated __TX__ ANT B 5G WLAN



Radiated Emission Measurement

Operator: Leon

File :1

Data :#1

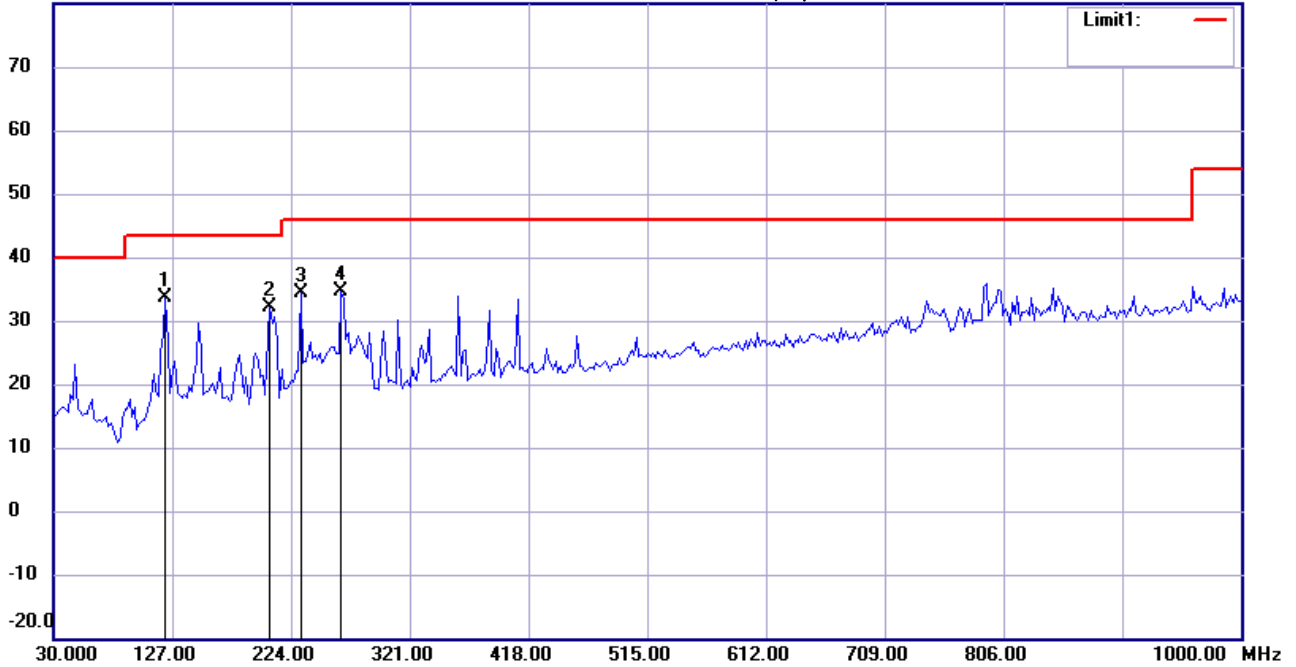
Date: 2016/1/23

Temperature:24 °C

80.0 dBuV/m

Time: 下午 05:45:39

Humidity:60 %



Site : Chamber

Condition : FCC_part 15 RE-Class E_30-1000MHz

Polarization: *Horizontal*

EUT : W6M21512-15493

Power : 10.8 Vd.c.

M/N:

Distance: 3m

Test Mode : TX 802.11a CH149

Note :

Mk.	Frequency (MHz)	Reading (dBuV)	Detector	Corr. factor (dB/m)	Result (dBuV/m)	Limit (dBuV/m)	Ant.Pos (cm)	Tab.Pos (deg.)	Margin (dB)	Comment
*	121.3627	19.83	peak	13.79	33.62	43.50	100	210	-9.88	
	206.8937	19.40	peak	12.62	32.02	43.50	100	135	-11.48	
	232.1642	20.54	peak	13.83	34.37	46.00	100	80	-11.63	
	265.2102	19.80	peak	14.76	34.56	46.00	100	55	-11.44	



Radiated Emission Measurement

Operator: Leon

File :1

Data :#2

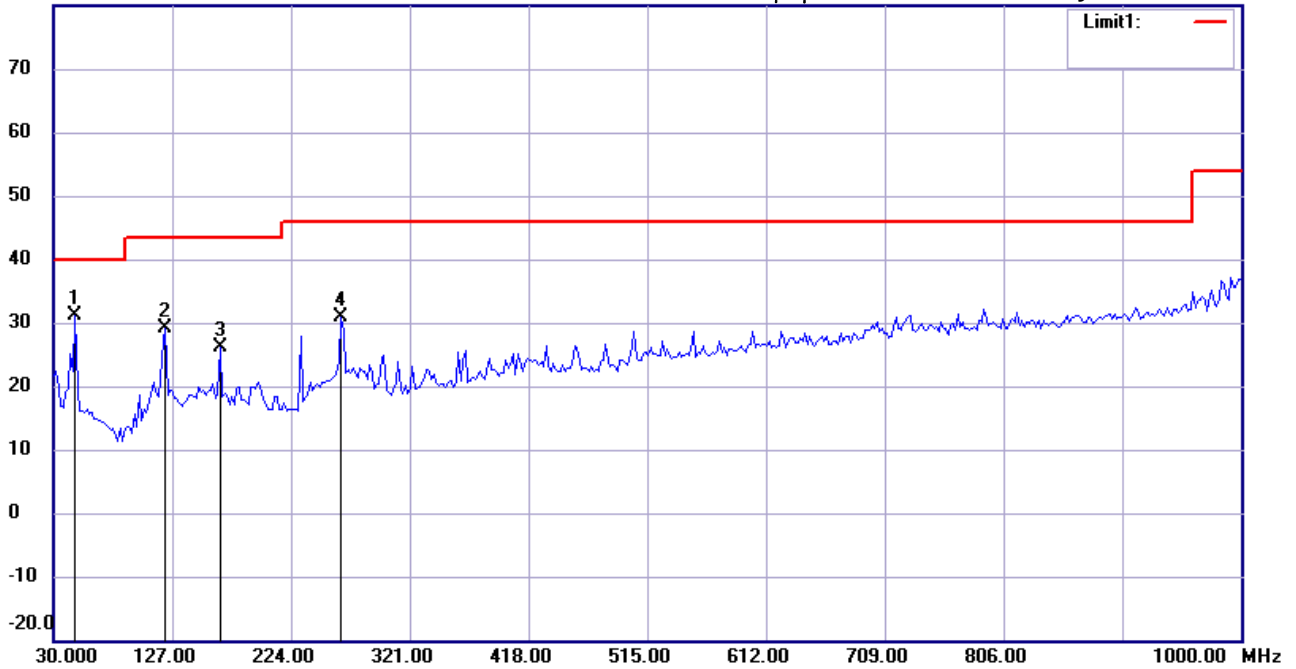
Date: 2016/1/23

Temperature:24 °C

80.0 dBuV/m

Time: 下午 05:46:24

Humidity:60 %



Site : Chamber

Condition : FCC_part 15 RE-Class E_30-1000MHz

EUT : W6M21512-15493

M/N:

Test Mode : TX 802.11a CH149

Note :

Polarization: *Vertical*

Power : 10.8 Vd.c.

Distance: 3m

Mk.	Frequency (MHz)	Reading (dBuV)	Detector	Corr. factor (dB/m)	Result (dBuV/m)	Limit (dBuV/m)	Ant.Pos (cm)	Tab.Pos (deg.)	Margin (dB)	Comment
*	47.4950	17.15	peak	14.09	31.24	40.00	100	75	-8.76	
	121.3627	15.38	peak	13.79	29.17	43.50	100	265	-14.33	
	166.0721	11.09	peak	15.04	26.13	43.50	100	90	-17.37	
	265.2104	16.04	peak	14.76	30.80	46.00	100	230	-15.20	



Radiated Emission Measurement

Operator: Leon

File :3

Data :#1

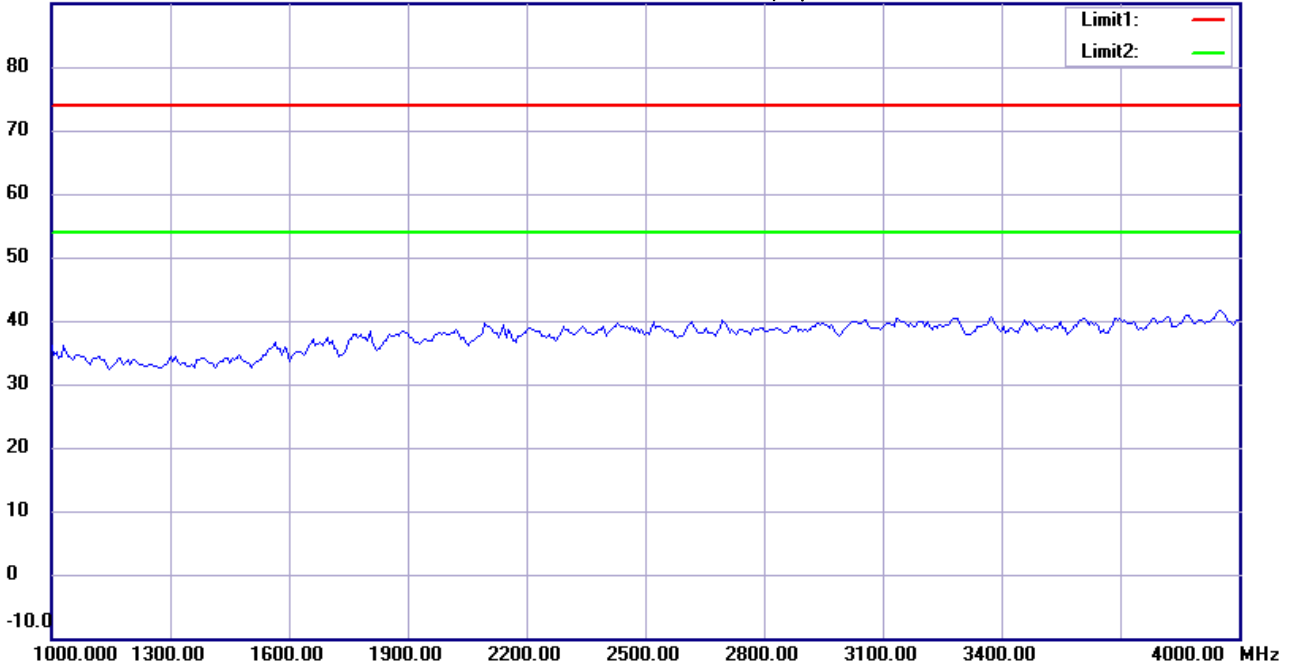
Date: 2015/12/30

Temperature:24 °C

90.0 dBuV/m

Time: 下午 10:00:46

Humidity:60 %



Site : Chamber

Condition : FCC_part 15E RE_Above 1GHz_PK

EUT : W6M21512-15493

M/N:

Test Mode : TX 802.11a CH149

Note :

Polarization: *Horizontal*

Power : 10.8 Vd.c.

Distance: 3m

Mk.	Frequency (MHz)	Reading (dBuV)	Detector	Corr. factor (dB/m)	Result (dBuV/m)	Limit (dBuV/m)	Ant.Pos (cm)	Tab.Pos (deg.)	Margin (dB)	Comment
-----	-----------------	----------------	----------	---------------------	-----------------	----------------	--------------	----------------	-------------	---------



Radiated Emission Measurement

Operator: Leon

File :3

Data :#7

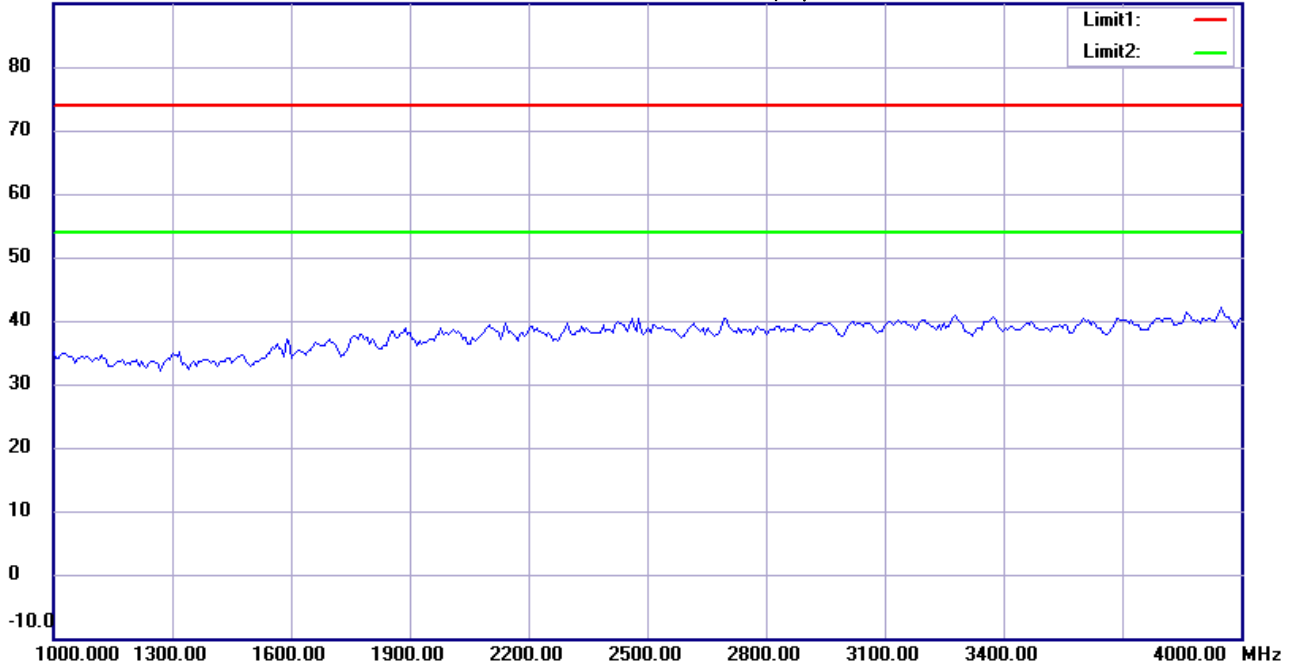
Date: 2015/12/30

Temperature:24 °C

90.0 dBuV/m

Time: 下午 10:05:39

Humidity:60 %



Site : Chamber

Condition : FCC_part 15E RE_Above 1GHz_PK

EUT : W6M21512-15493

M/N:

Test Mode : TX 802.11a CH149

Note :

Polarization: *Vertical*

Power : 10.8 Vd.c.

Distance: 3m

Mk.	Frequency (MHz)	Reading (dBuV)	Detector	Corr. factor (dB/m)	Result (dBuV/m)	Limit (dBuV/m)	Ant.Pos (cm)	Tab.Pos (deg.)	Margin (dB)	Comment
-----	-----------------	----------------	----------	---------------------	-----------------	----------------	--------------	----------------	-------------	---------



Radiated Emission Measurement

Operator: Leon

File :3

Data :#2

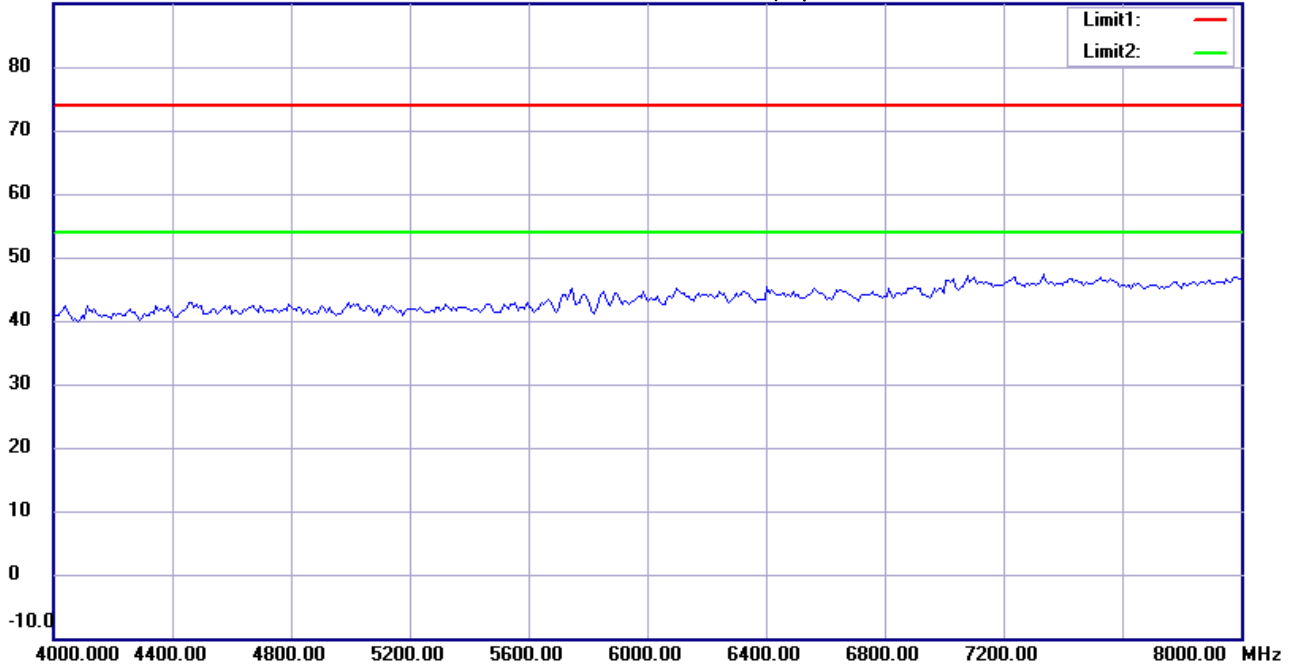
Date: 2015/12/30

Temperature:24 °C

90.0 dBuV/m

Time: 下午 10:01:32

Humidity:60 %



Site : Chamber

Condition : FCC_part 15E RE_Above 1GHz_PK

EUT : W6M21512-15493

M/N:

Test Mode : TX 802.11a CH149

Note :

Polarization: *Horizontal*

Power : 10.8 Vd.c.

Distance: 3m

Mk.	Frequency (MHz)	Reading (dBuV)	Detector	Corr. factor (dB/m)	Result (dBuV/m)	Limit (dBuV/m)	Ant.Pos (cm)	Tab.Pos (deg.)	Margin (dB)	Comment
-----	-----------------	----------------	----------	---------------------	-----------------	----------------	--------------	----------------	-------------	---------



Radiated Emission Measurement

Operator: Leon

File :3

Data :#8

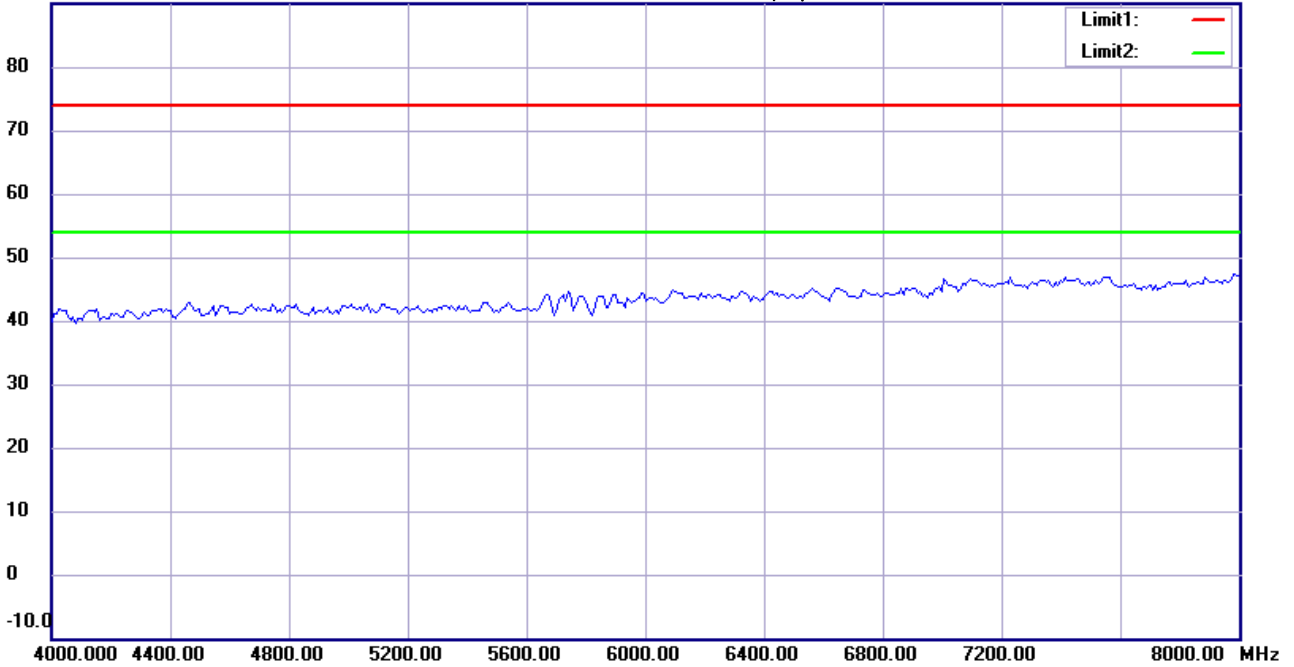
Date: 2015/12/30

Temperature:24 °C

90.0 dBuV/m

Time: 下午 10:06:25

Humidity:60 %



Site : Chamber

Condition : FCC_part 15E RE_Above 1GHz_PK

EUT : W6M21512-15493

M/N:

Test Mode : TX 802.11a CH149

Note :

Polarization: *Vertical*

Power : 10.8 Vd.c.

Distance: 3m

Mk.	Frequency (MHz)	Reading (dBuV)	Detector	Corr. factor (dB/m)	Result (dBuV/m)	Limit (dBuV/m)	Ant.Pos (cm)	Tab.Pos (deg.)	Margin (dB)	Comment
-----	-----------------	----------------	----------	---------------------	-----------------	----------------	--------------	----------------	-------------	---------



Radiated Emission Measurement

Operator: Leon

File :3

Data :#3

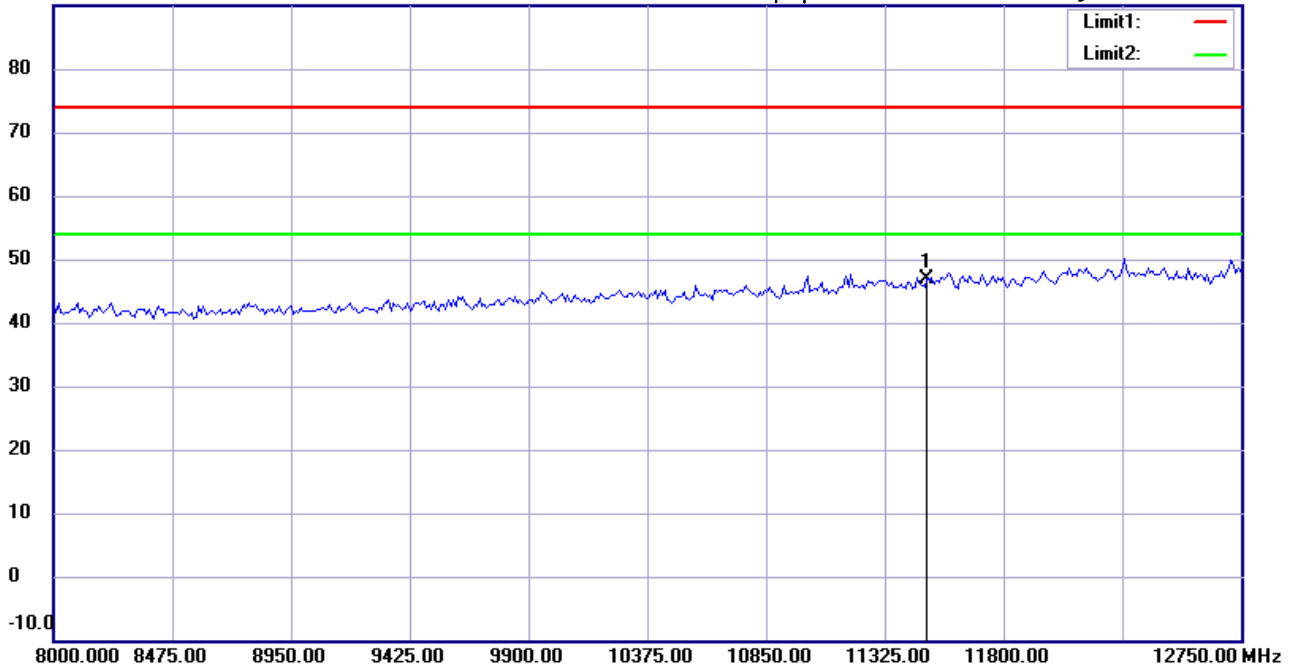
Date: 2015/12/30

Temperature:24 °C

90.0 dBuV/m

Time: 下午 10:02:56

Humidity:60 %



Site : Chamber

Condition : FCC_part 15E RE_Above 1GHz_PK

EUT : W6M21512-15493

M/N:

Test Mode : TX 802.11a CH149

Note :

Polarization: *Horizontal*

Power : 10.8 Vd.c.

Distance: 3m

Mk.	Frequency (MHz)	Reading (dBuV)	Detector	Corr. factor (dB/m)	Result (dBuV/m)	Limit (dBuV/m)	Ant.Pos (cm)	Tab.Pos (deg.)	Margin (dB)	Comment
*	11490.000	34.59	peak	12.28	46.87	74.00	100	160	-27.13	



Radiated Emission Measurement

Operator: Leon

File :3

Data :#9

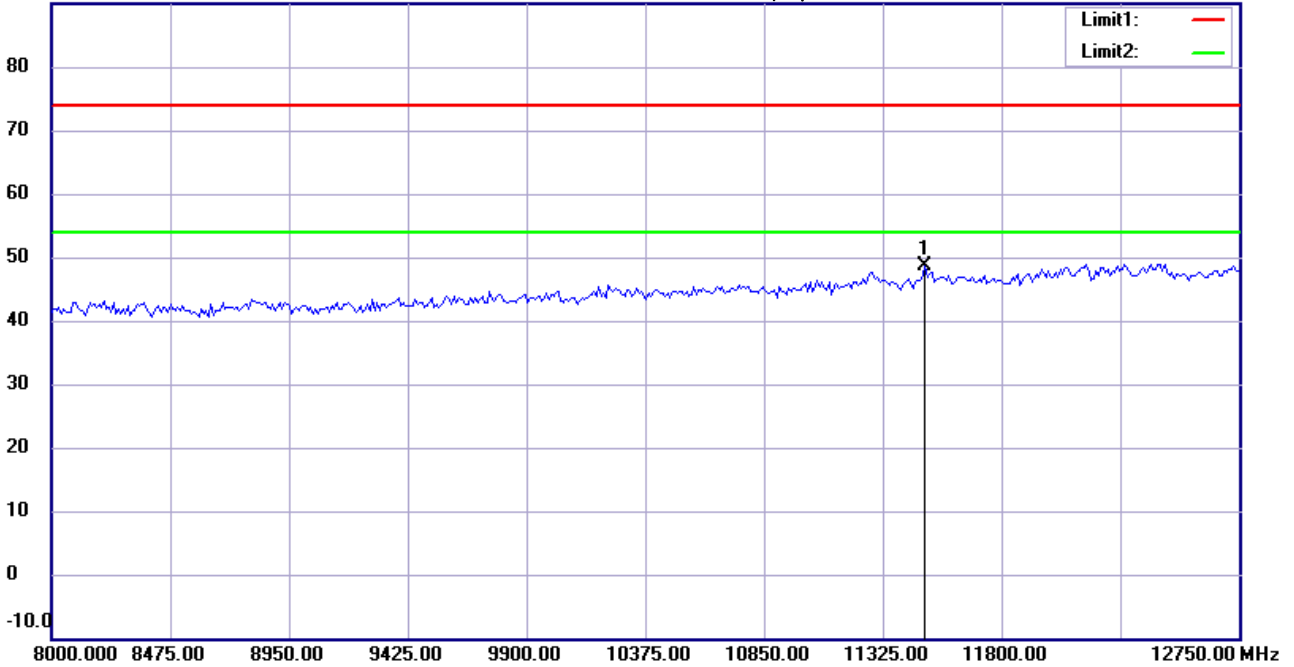
Date: 2015/12/30

Temperature:24 °C

90.0 dBuV/m

Time: 下午 10:08:40

Humidity:60 %



Site : Chamber

Condition : FCC_part 15E RE_Above 1GHz_PK

EUT : W6M21512-15493

M/N:

Test Mode : TX 802.11a CH149

Note :

Polarization: *Vertical*

Power : 10.8 Vd.c.

Distance: 3m

Mk.	Frequency (MHz)	Reading (dBuV)	Detector	Corr. factor (dB/m)	Result (dBuV/m)	Limit (dBuV/m)	Ant.Pos (cm)	Tab.Pos (deg.)	Margin (dB)	Comment
*	11490.000	36.26	peak	12.28	48.54	74.00	100	125	-25.46	



Radiated Emission Measurement

Operator: Leon

File :3

Data :#4

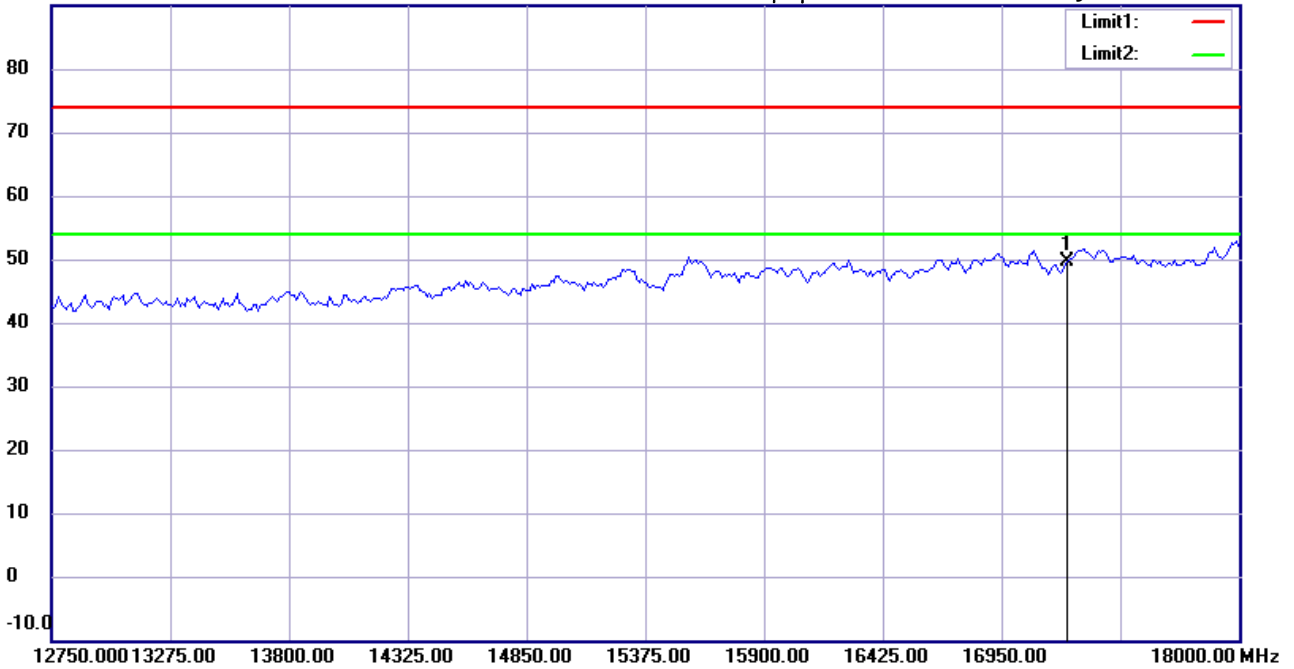
Date: 2015/12/30

Temperature:24 °C

90.0 dBuV/m

Time: 下午 10:03:51

Humidity:60 %



Site : Chamber

Condition : FCC_part 15E RE_Above 1GHz_PK

EUT : W6M21512-15493

M/N:

Test Mode : TX 802.11a CH149

Note :

Polarization: *Horizontal*

Power : 10.8 Vd.c.

Distance: 3m

Mk.	Frequency (MHz)	Reading (dBuV)	Detector	Corr. factor (dB/m)	Result (dBuV/m)	Limit (dBuV/m)	Ant.Pos (cm)	Tab.Pos (deg.)	Margin (dB)	Comment
*	17235.000	28.39	peak	21.32	49.71	74.00	100	155	-24.29	



Radiated Emission Measurement

Operator: Leon

File :3

Data :#10

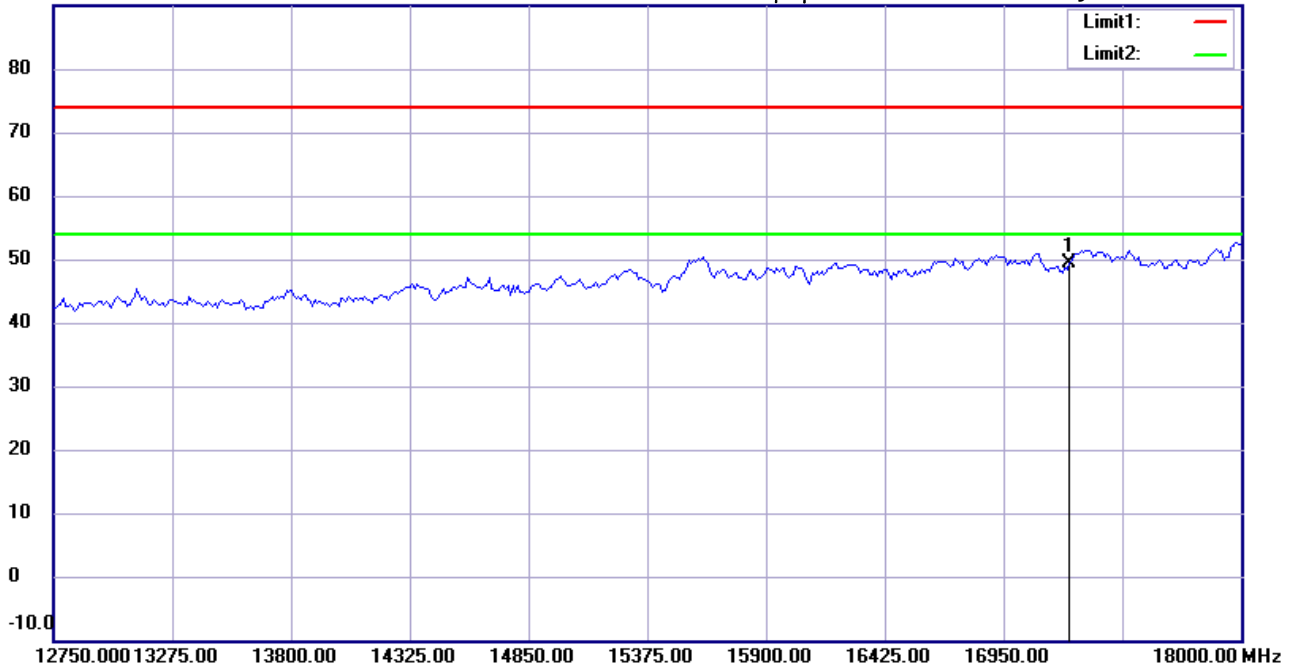
Date: 2015/12/30

Temperature:24 °C

90.0 dBuV/m

Time: 下午 10:09:35

Humidity:60 %



Site : Chamber

Condition : FCC_part 15E RE_Above 1GHz_PK

Polarization: *Vertical*

EUT : W6M21512-15493

Power : 10.8 Vd.c.

M/N:

Distance: 3m

Test Mode : TX 802.11a CH149

Note :

Mk.	Frequency (MHz)	Reading (dBuV)	Detector	Corr. factor (dB/m)	Result (dBuV/m)	Limit (dBuV/m)	Ant.Pos (cm)	Tab.Pos (deg.)	Margin (dB)	Comment
*	17235.000	27.99	peak	21.32	49.31	74.00	100	230	-24.69	



Radiated Emission Measurement

Operator: Leon

File :3

Data :#5

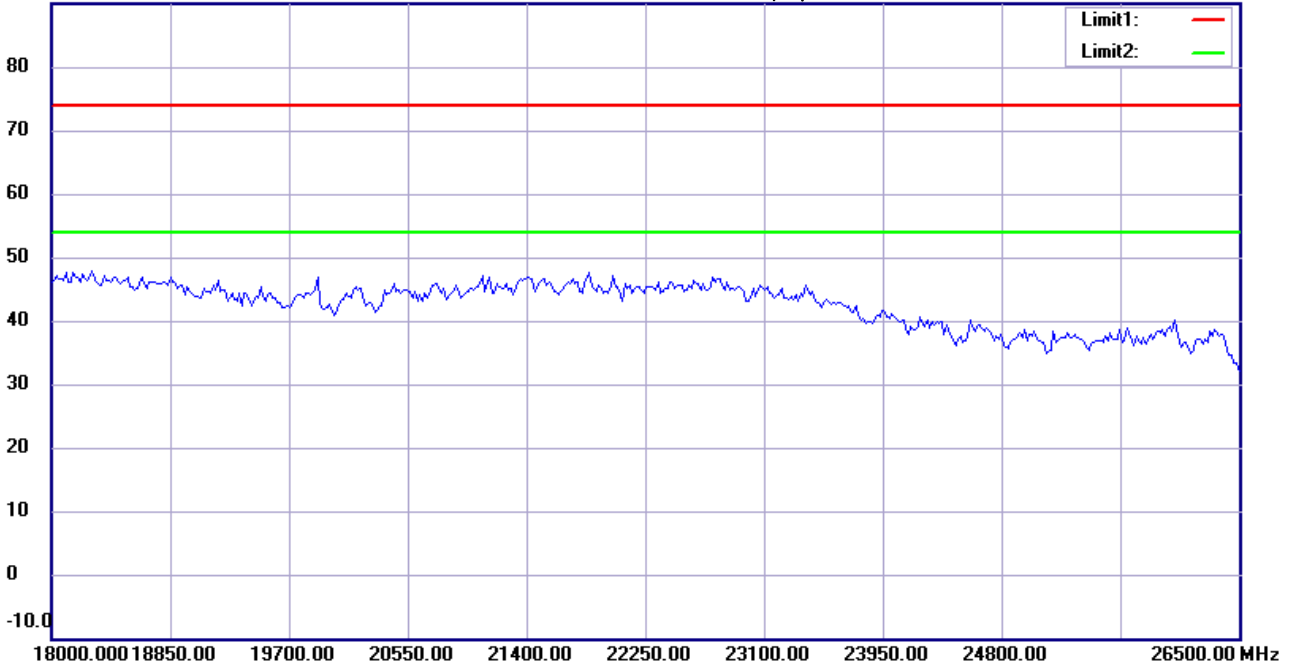
Date: 2015/12/30

Temperature:24 °C

90.0 dBuV/m

Time: 下午 10:04:00

Humidity:60 %



Site : Chamber

Condition : FCC_part 15E RE_Above 1GHz_PK

EUT : W6M21512-15493

M/N:

Test Mode : TX 802.11a CH149

Note :

Polarization: *Horizontal*

Power : 10.8 Vd.c.

Distance: 3m

Mk.	Frequency (MHz)	Reading (dBuV)	Detector	Corr. factor (dB/m)	Result (dBuV/m)	Limit (dBuV/m)	Ant.Pos (cm)	Tab.Pos (deg.)	Margin (dB)	Comment
-----	-----------------	----------------	----------	---------------------	-----------------	----------------	--------------	----------------	-------------	---------



Radiated Emission Measurement

Operator: Leon

File :3

Data :#11

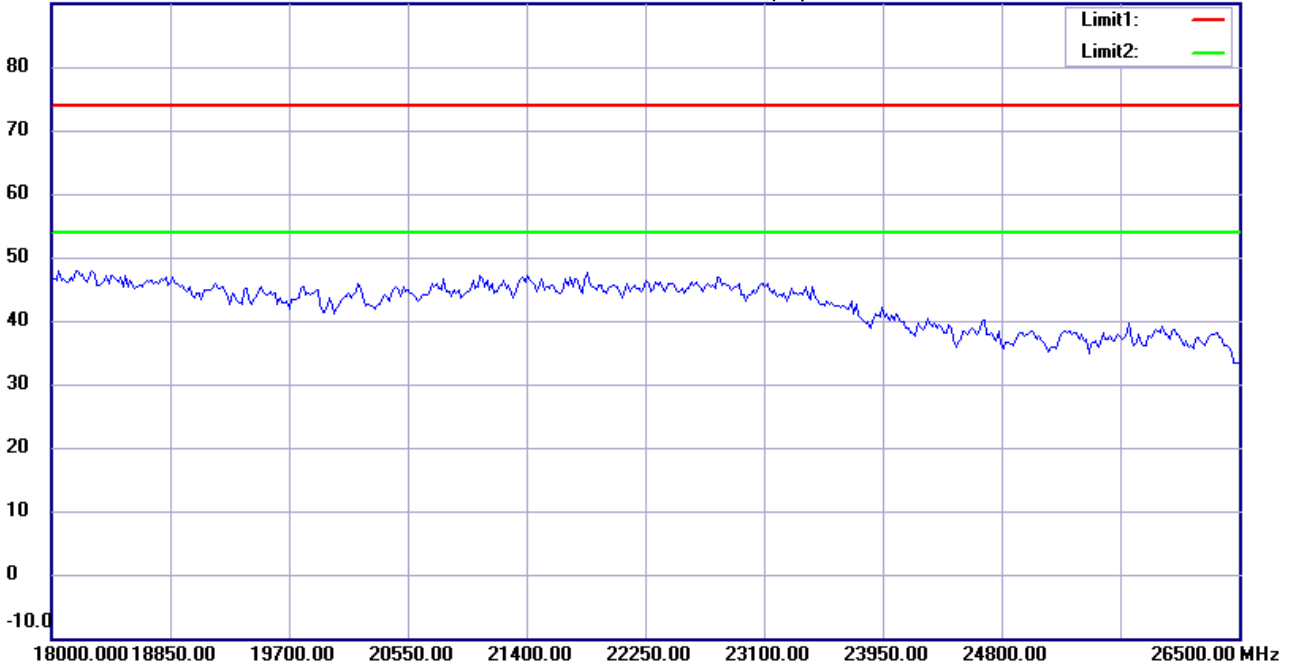
Date: 2015/12/30

Temperature:24 °C

90.0 dBuV/m

Time: 下午 10:09:45

Humidity:60 %



Site : Chamber

Condition : FCC_part 15E RE_Above 1GHz_PK

EUT : W6M21512-15493

M/N:

Test Mode : TX 802.11a CH149

Note :

Polarization: *Vertical*

Power : 10.8 Vd.c.

Distance: 3m

Mk.	Frequency (MHz)	Reading (dBuV)	Detector	Corr. factor (dB/m)	Result (dBuV/m)	Limit (dBuV/m)	Ant.Pos (cm)	Tab.Pos (deg.)	Margin (dB)	Comment
-----	-----------------	----------------	----------	---------------------	-----------------	----------------	--------------	----------------	-------------	---------



Radiated Emission Measurement

Operator: Leon

File :3

Data :#6

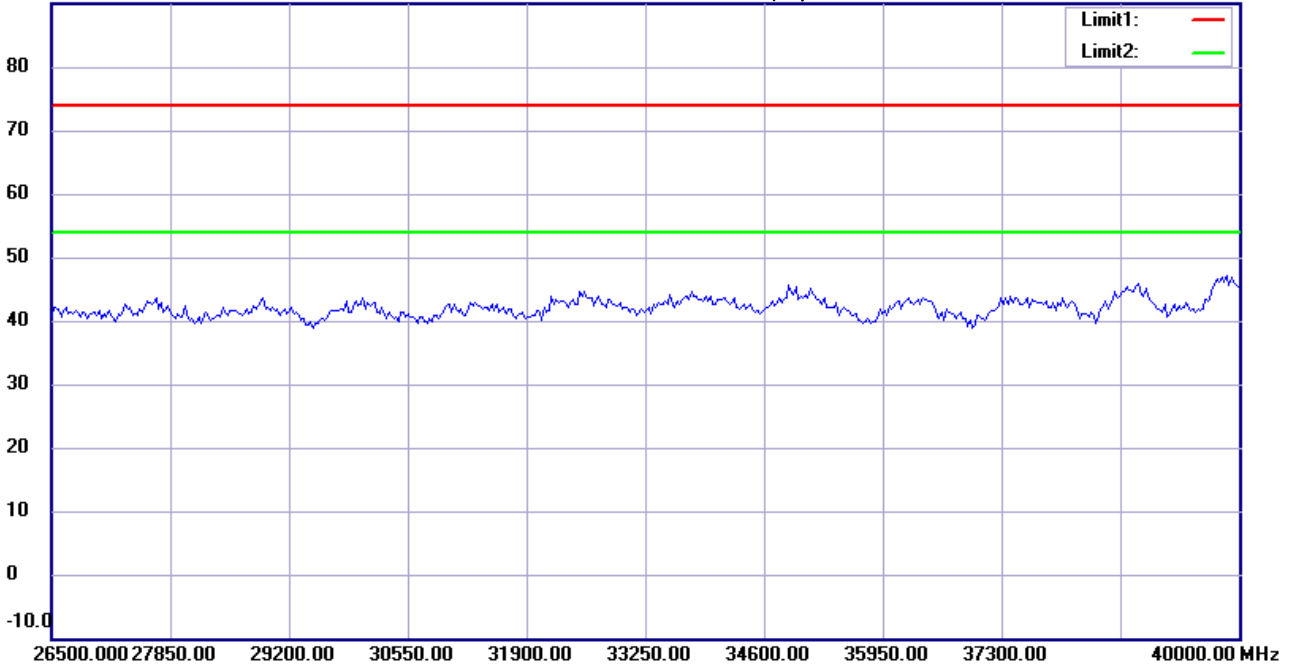
Date: 2015/12/30

Temperature:24 °C

90.0 dBuV/m

Time: 下午 10:04:10

Humidity:60 %



Site : Chamber

Condition : FCC_part 15E RE_Above 1GHz_PK

EUT : W6M21512-15493

M/N:

Test Mode : TX 802.11a CH149

Note :

Polarization: *Horizontal*

Power : 10.8 Vd.c.

Distance: 3m

Mk.	Frequency (MHz)	Reading (dBuV)	Detector	Corr. factor (dB/m)	Result (dBuV/m)	Limit (dBuV/m)	Ant.Pos (cm)	Tab.Pos (deg.)	Margin (dB)	Comment
-----	-----------------	----------------	----------	---------------------	-----------------	----------------	--------------	----------------	-------------	---------



Radiated Emission Measurement

Operator: Leon

File :3

Data :#12

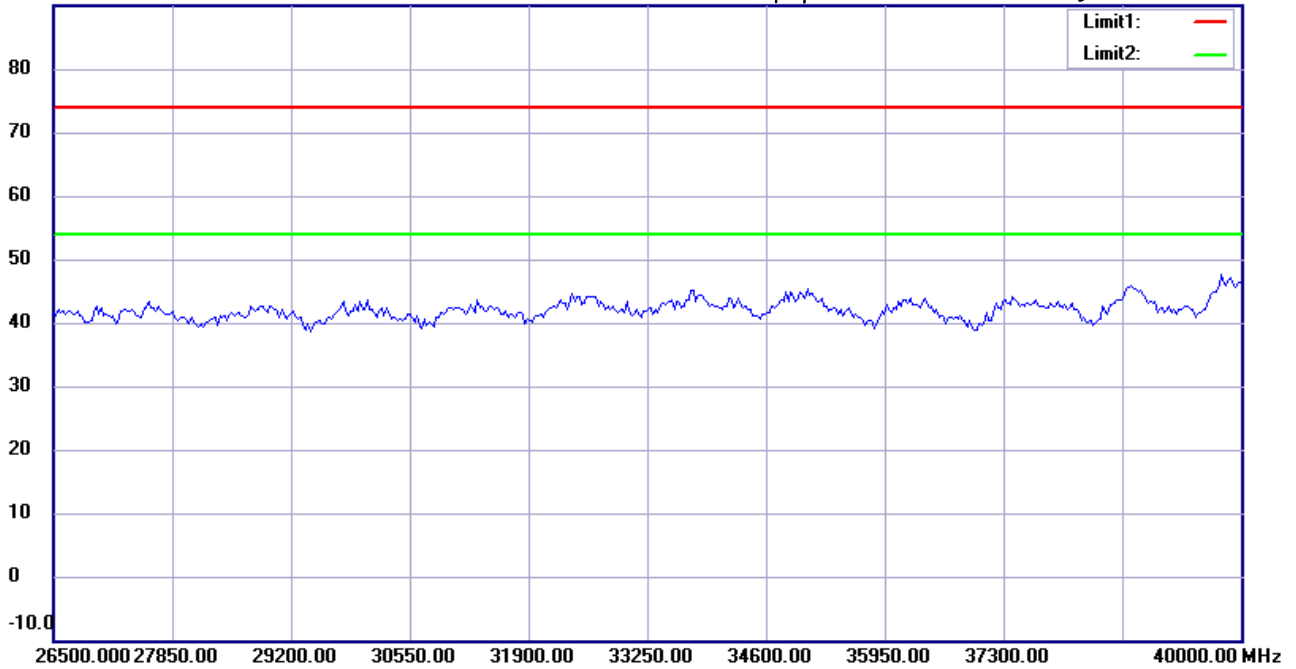
Date: 2015/12/30

Temperature:24 °C

90.0 dBuV/m

Time: 下午 10:09:55

Humidity:60 %



Site : Chamber

Condition : FCC_part 15E RE_Above 1GHz_PK

EUT : W6M21512-15493

M/N:

Test Mode : TX 802.11a CH149

Note :

Polarization: *Vertical*

Power : 10.8 Vd.c.

Distance: 3m

Mk.	Frequency (MHz)	Reading (dBuV)	Detector	Corr. factor (dB/m)	Result (dBuV/m)	Limit (dBuV/m)	Ant.Pos (cm)	Tab.Pos (deg.)	Margin (dB)	Comment
-----	-----------------	----------------	----------	---------------------	-----------------	----------------	--------------	----------------	-------------	---------



Radiated Emission Measurement

Operator: Leon

File :1

Data :#1

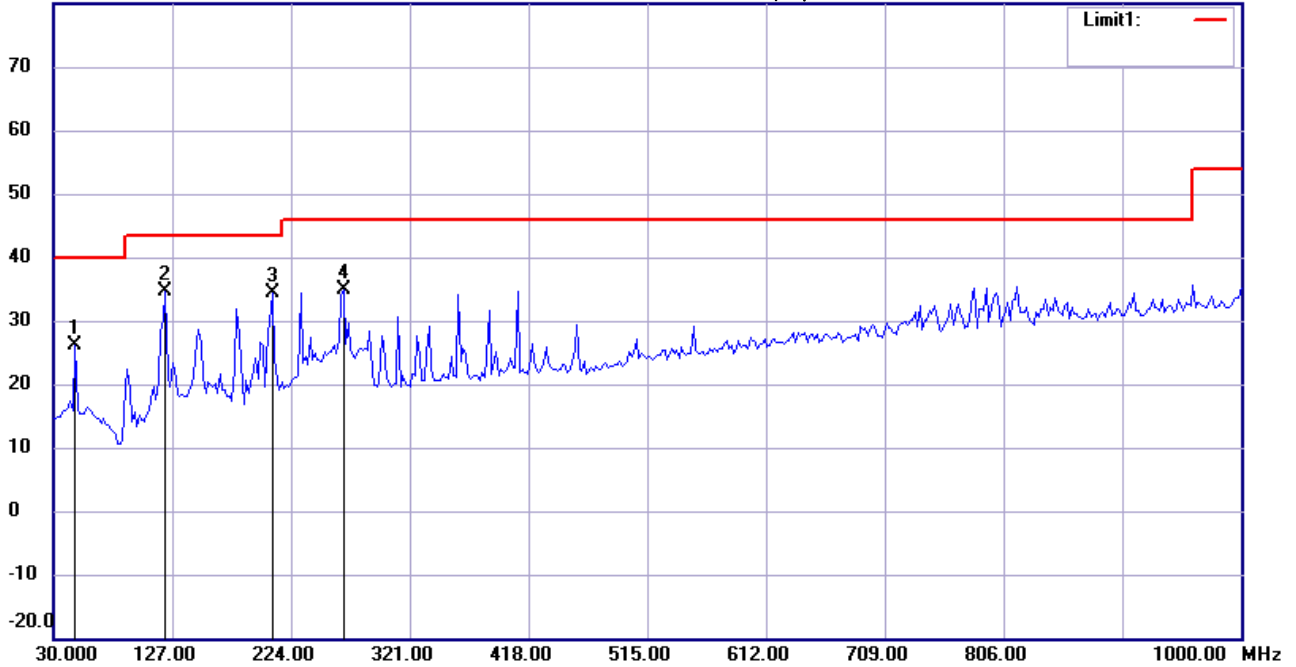
Date: 2016/1/23

Temperature:24 °C

80.0 dBuV/m

Time: 下午 05:48:33

Humidity:60 %



Site : Chamber

Condition : FCC_part 15 RE-Class E_30-1000MHz

EUT : W6M21512-15493

M/N:

Test Mode : TX 802.11a CH157

Note :

Polarization: *Horizontal*

Power : 10.8 Vd.c.

Distance: 3m

Mk.	Frequency (MHz)	Reading (dBuV)	Detector	Corr. factor (dB/m)	Result (dBuV/m)	Limit (dBuV/m)	Ant.Pos (cm)	Tab.Pos (deg.)	Margin (dB)	Comment
	47.4950	11.94	peak	14.09	26.03	40.00	100	120	-13.97	
*	121.3627	20.76	peak	13.79	34.55	43.50	100	235	-8.95	
	208.8377	21.84	peak	12.62	34.46	43.50	100	95	-9.04	
	267.1542	20.14	peak	14.84	34.98	46.00	100	110	-11.02	



Radiated Emission Measurement

Operator: Leon

File :1

Data :#2

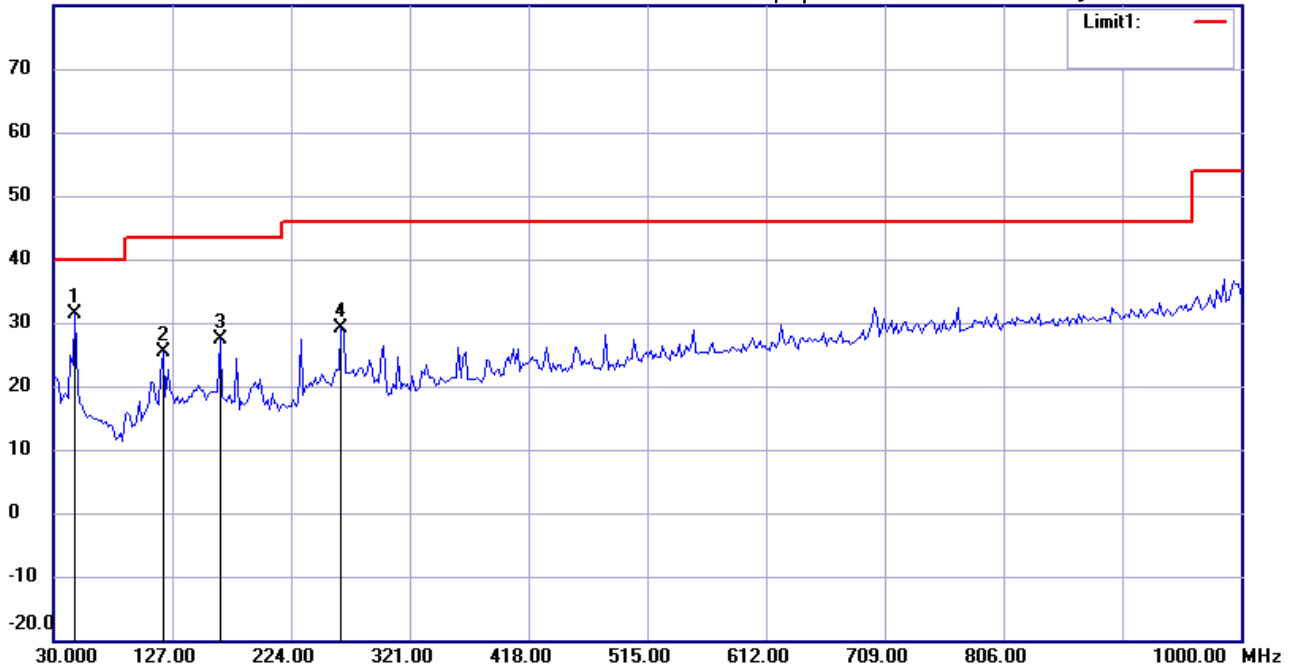
Date: 2016/1/23

Temperature:24 °C

80.0 dBuV/m

Time: 下午 05:49:28

Humidity:60 %



Site : Chamber

Condition : FCC_part 15 RE-Class E_30-1000MHz

EUT : W6M21512-15493

M/N:

Test Mode : TX 802.11a CH157

Note :

Polarization: *Vertical*

Power : 10.8 Vd.c.

Distance: 3m

Mk.	Frequency (MHz)	Reading (dBuV)	Detector	Corr. factor (dB/m)	Result (dBuV/m)	Limit (dBuV/m)	Ant.Pos (cm)	Tab.Pos (deg.)	Margin (dB)	Comment
*	47.4950	17.18	peak	14.09	31.27	40.00	100	105	-8.73	
	119.4188	11.86	peak	13.62	25.48	43.50	100	80	-18.02	
	166.0721	12.39	peak	15.04	27.43	43.50	100	145	-16.07	
	265.2104	14.34	peak	14.76	29.10	46.00	100	260	-16.90	



Radiated Emission Measurement

Operator: Leon

File :3

Data :#1

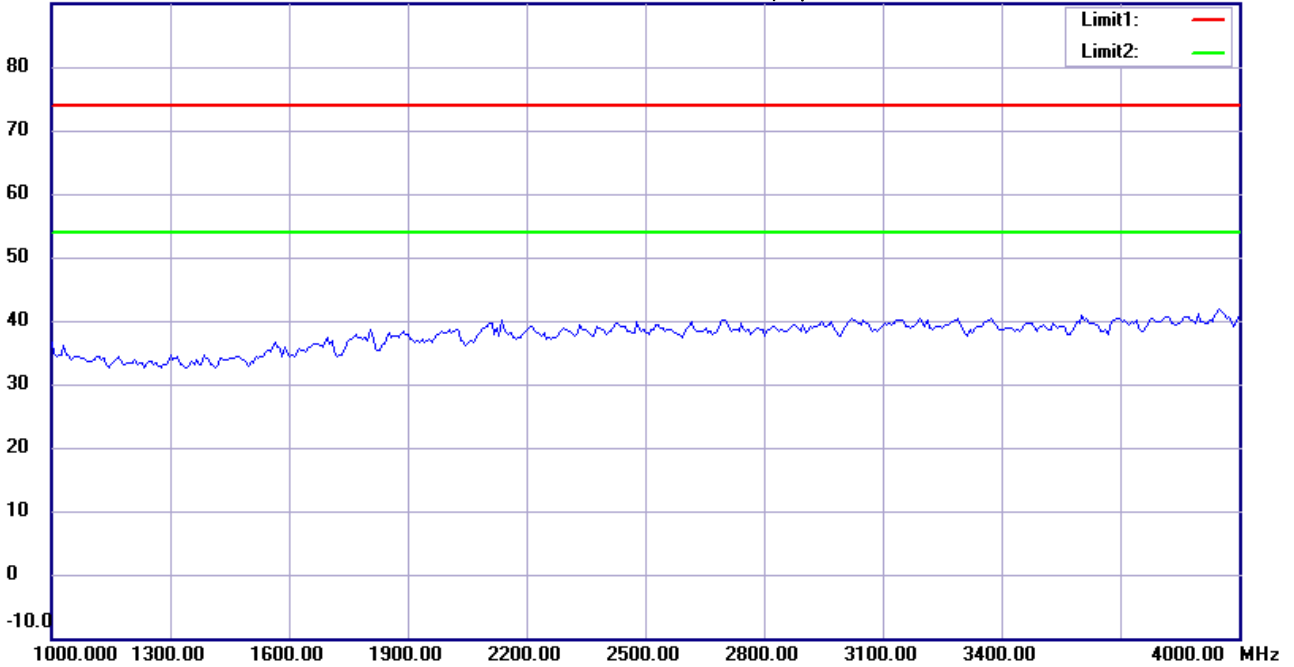
Date: 2015/12/30

Temperature:24 °C

90.0 dBuV/m

Time: 下午 09:45:56

Humidity:60 %



Site : Chamber

Condition : FCC_part 15E RE_Above 1GHz_PK

EUT : W6M21512-15493

M/N:

Test Mode : TX 802.11a CH157

Note :

Polarization: *Horizontal*

Power : 10.8 Vd.c.

Distance: 3m

Mk.	Frequency (MHz)	Reading (dBuV)	Detector	Corr. factor (dB/m)	Result (dBuV/m)	Limit (dBuV/m)	Ant.Pos (cm)	Tab.Pos (deg.)	Margin (dB)	Comment
-----	-----------------	----------------	----------	---------------------	-----------------	----------------	--------------	----------------	-------------	---------



Radiated Emission Measurement

Operator: Leon

File :3

Data :#7

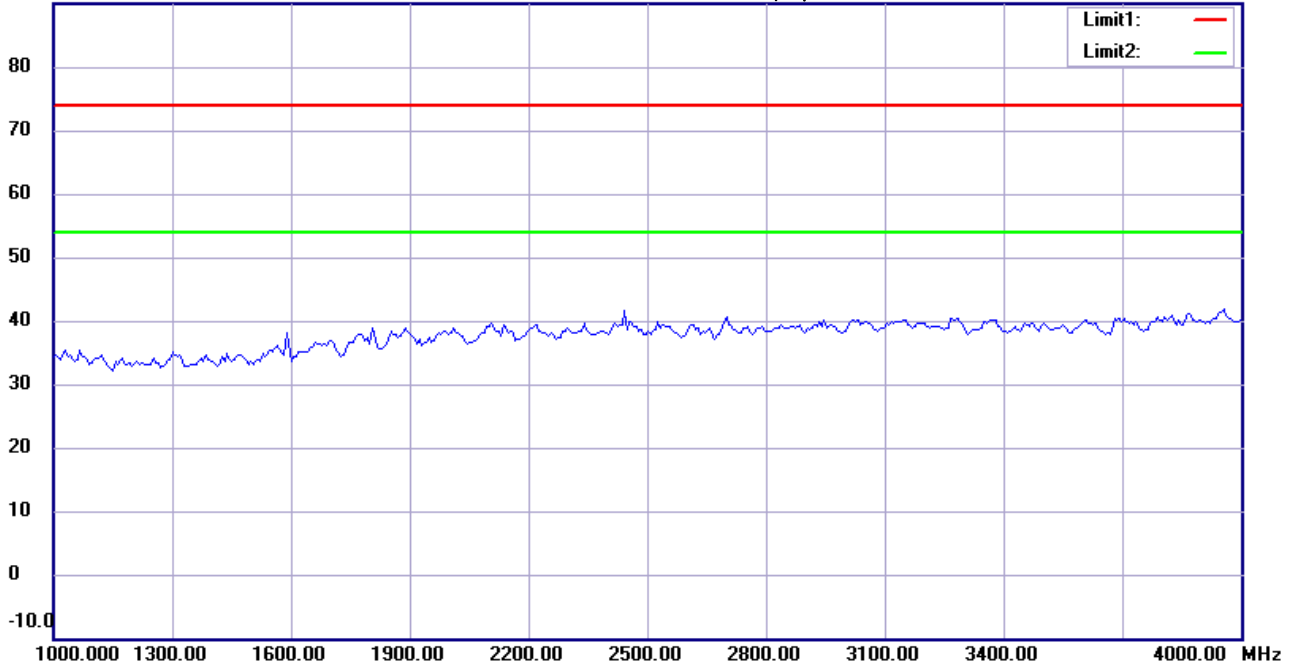
Date: 2015/12/30

Temperature:24 °C

90.0 dBuV/m

Time: 下午 09:50:47

Humidity:60 %



Site : Chamber

Condition : FCC_part 15E RE_Above 1GHz_PK

EUT : W6M21512-15493

M/N:

Test Mode : TX 802.11a CH157

Note :

Polarization: *Vertical*

Power : 10.8 Vd.c.

Distance: 3m

Mk.	Frequency (MHz)	Reading (dBuV)	Detector	Corr. factor (dB/m)	Result (dBuV/m)	Limit (dBuV/m)	Ant.Pos (cm)	Tab.Pos (deg.)	Margin (dB)	Comment
-----	-----------------	----------------	----------	---------------------	-----------------	----------------	--------------	----------------	-------------	---------



Radiated Emission Measurement

Operator: Leon

File :3

Data :#2

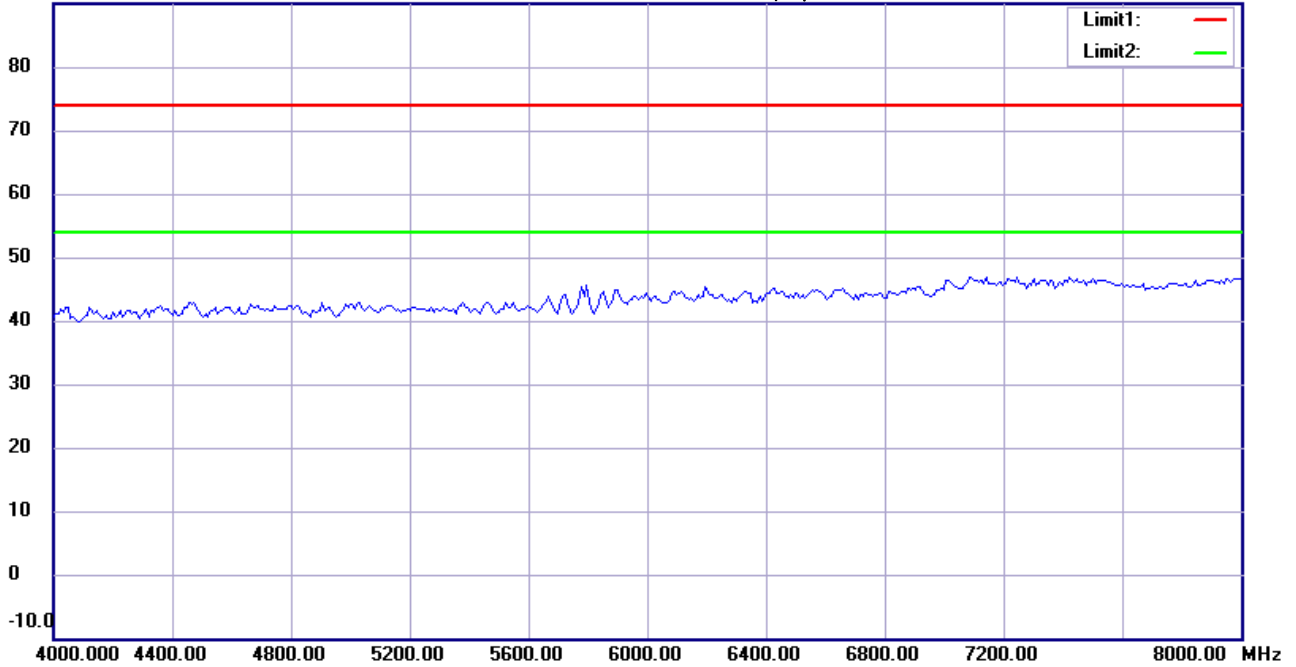
Date: 2015/12/30

Temperature:24 °C

90.0 dBuV/m

Time: 下午 09:46:42

Humidity:60 %



Site : Chamber

Condition : FCC_part 15E RE_Above 1GHz_PK

EUT : W6M21512-15493

M/N:

Test Mode : TX 802.11a CH157

Note :

Polarization: *Horizontal*

Power : 10.8 Vd.c.

Distance: 3m

Mk.	Frequency (MHz)	Reading (dBuV)	Detector	Corr. factor (dB/m)	Result (dBuV/m)	Limit (dBuV/m)	Ant.Pos (cm)	Tab.Pos (deg.)	Margin (dB)	Comment
-----	-----------------	----------------	----------	---------------------	-----------------	----------------	--------------	----------------	-------------	---------



Radiated Emission Measurement

Operator: Leon

File :3

Data :#8

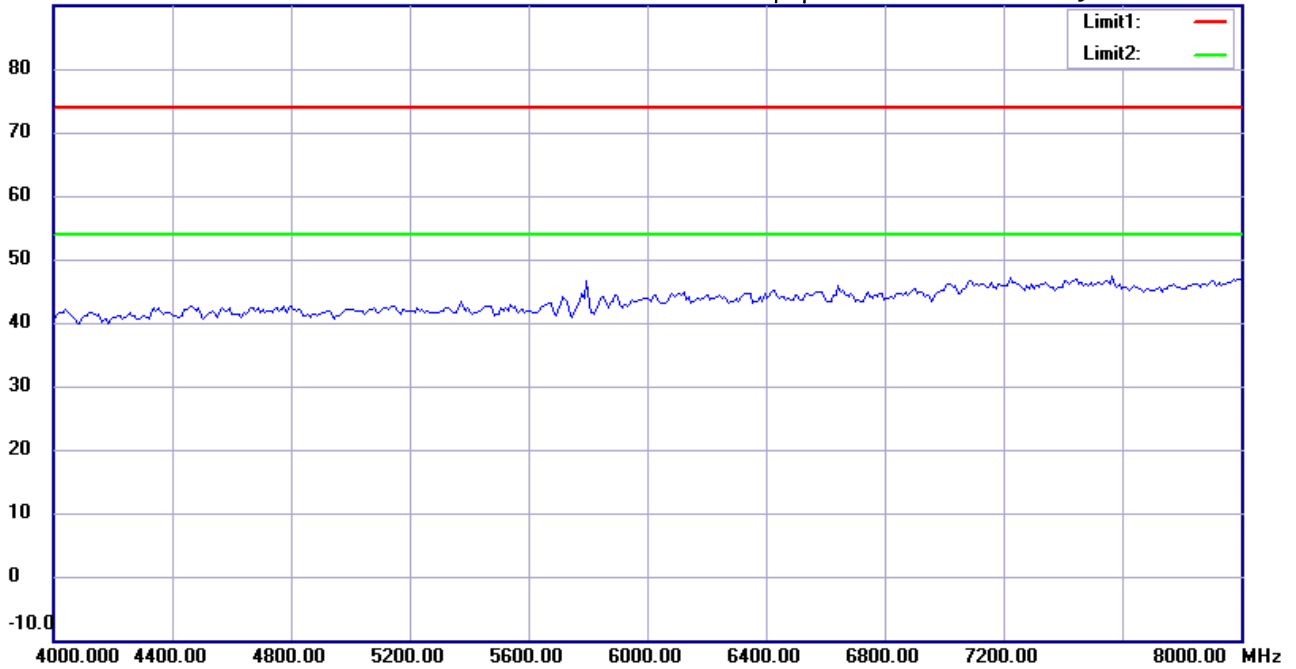
Date: 2015/12/30

Temperature:24 °C

90.0 dBuV/m

Time: 下午 09:51:33

Humidity:60 %



Site : Chamber

Condition : FCC_part 15E RE_Above 1GHz_PK

EUT : W6M21512-15493

M/N:

Test Mode : TX 802.11a CH157

Note :

Polarization: *Vertical*

Power : 10.8 Vd.c.

Distance: 3m

Mk.	Frequency (MHz)	Reading (dBuV)	Detector	Corr. factor (dB/m)	Result (dBuV/m)	Limit (dBuV/m)	Ant.Pos (cm)	Tab.Pos (deg.)	Margin (dB)	Comment
-----	-----------------	----------------	----------	---------------------	-----------------	----------------	--------------	----------------	-------------	---------



Radiated Emission Measurement

Operator: Leon

File :3

Data :#3

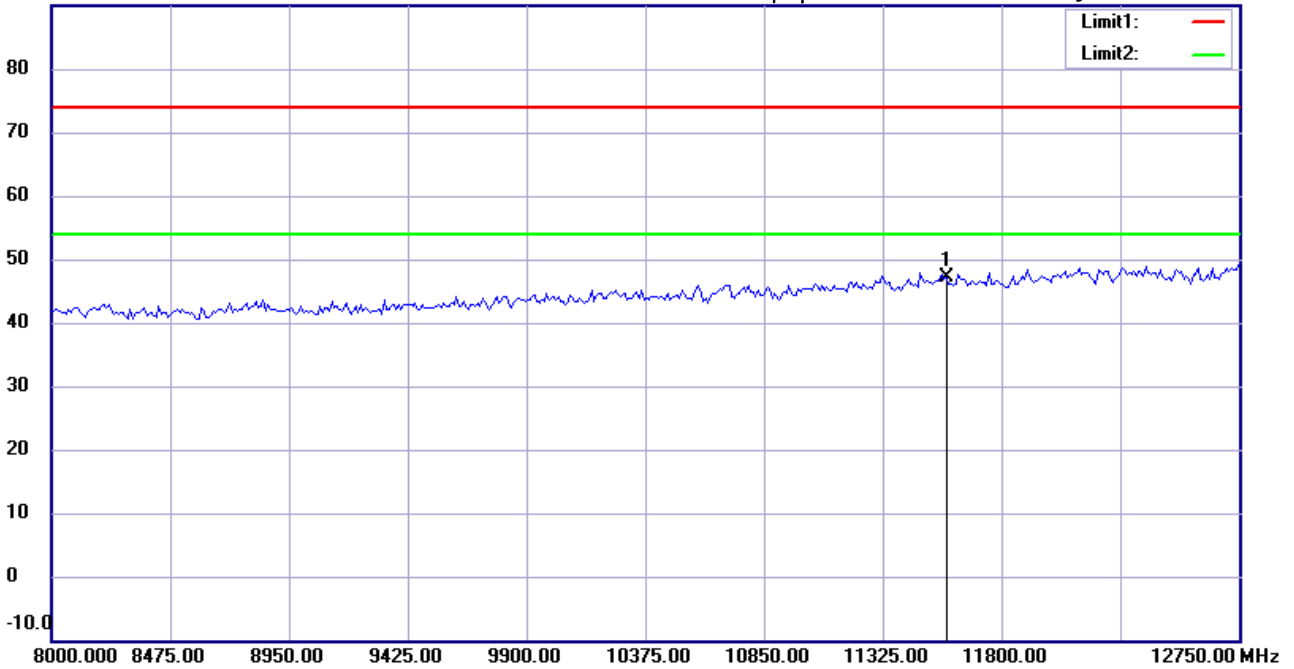
Date: 2015/12/30

Temperature:24 °C

90.0 dBuV/m

Time: 下午 09:48:34

Humidity:60 %



Site : Chamber

Condition : FCC_part 15E RE_Above 1GHz_PK

EUT : W6M21512-15493

M/N:

Test Mode : TX 802.11a CH157

Note :

Polarization: *Horizontal*

Power : 10.8 Vd.c.

Distance: 3m

Mk.	Frequency (MHz)	Reading (dBuV)	Detector	Corr. factor (dB/m)	Result (dBuV/m)	Limit (dBuV/m)	Ant.Pos (cm)	Tab.Pos (deg.)	Margin (dB)	Comment
*	11570.000	35.12	peak	12.09	47.21	74.00	100	125	-26.79	



Radiated Emission Measurement

Operator: Leon

File :3

Data :#9

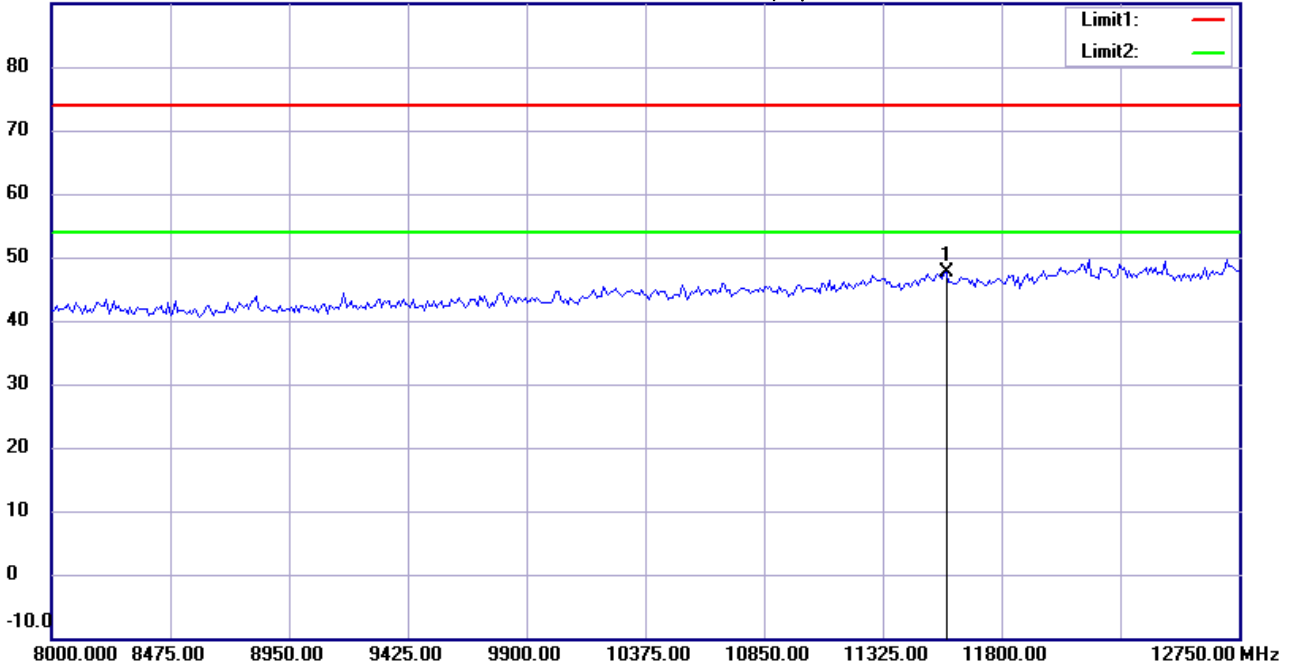
Date: 2015/12/30

Temperature:24 °C

90.0 dBuV/m

Time: 下午 09:56:00

Humidity:60 %



Site : Chamber

Condition : FCC_part 15E RE_Above 1GHz_PK

EUT : W6M21512-15493

M/N:

Test Mode : TX 802.11a CH157

Note :

Polarization: *Vertical*

Power : 10.8 Vd.c.

Distance: 3m

Mk.	Frequency (MHz)	Reading (dBuV)	Detector	Corr. factor (dB/m)	Result (dBuV/m)	Limit (dBuV/m)	Ant.Pos (cm)	Tab.Pos (deg.)	Margin (dB)	Comment
*	11570.000	35.57	peak	12.09	47.66	74.00	100	160	-26.34	



Radiated Emission Measurement

Operator: Leon

File :3

Data :#4

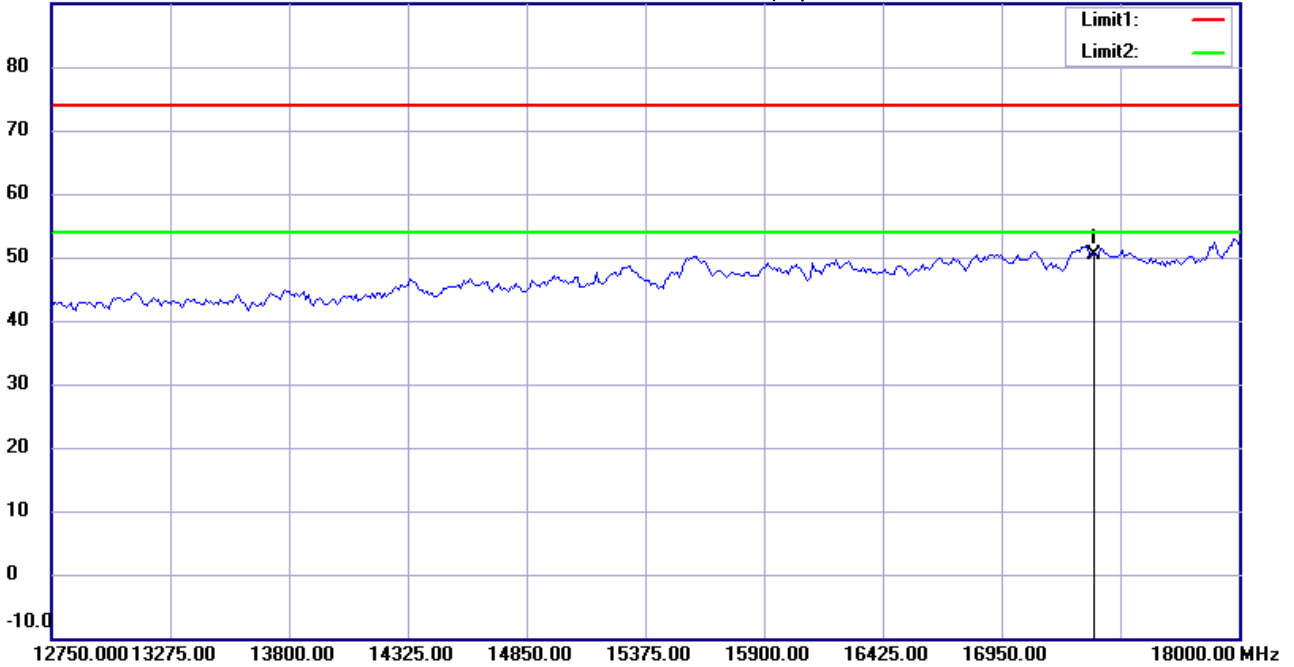
Date: 2015/12/30

Temperature:24 °C

90.0 dBuV/m

Time: 下午 09:49:28

Humidity:60 %



Site : Chamber

Condition : FCC_part 15E RE_Above 1GHz_PK

EUT : W6M21512-15493

M/N:

Test Mode : TX 802.11a CH157

Note :

Polarization: *Horizontal*

Power : 10.8 Vd.c.

Distance: 3m

Mk.	Frequency (MHz)	Reading (dBuV)	Detector	Corr. factor (dB/m)	Result (dBuV/m)	Limit (dBuV/m)	Ant.Pos (cm)	Tab.Pos (deg.)	Margin (dB)	Comment
*	17355.000	27.64	peak	22.63	50.27	74.00	100	190	-23.73	



Radiated Emission Measurement

Operator: Leon

File :3

Data :#10

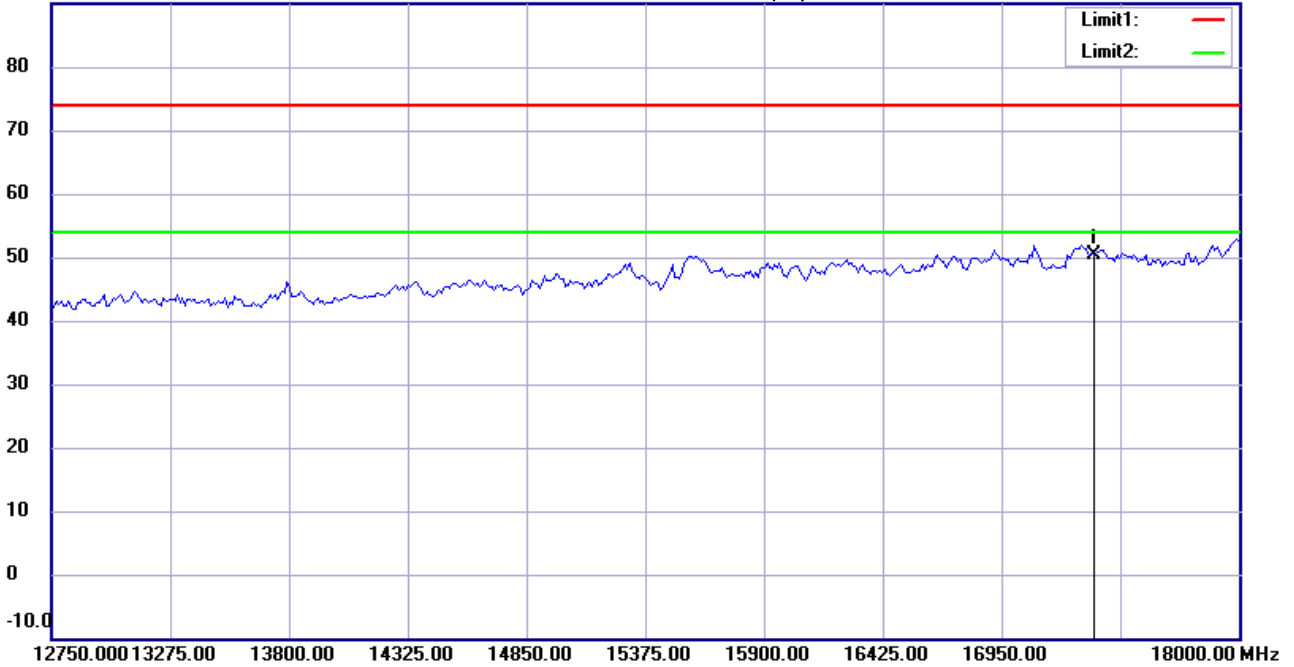
Date: 2015/12/30

Temperature:24 °C

90.0 dBuV/m

Time: 下午 09:56:55

Humidity:60 %



Site : Chamber

Condition : FCC_part 15E RE_Above 1GHz_PK

Polarization: *Vertical*

EUT : W6M21512-15493

Power : 10.8 Vd.c.

M/N:

Distance: 3m

Test Mode : TX 802.11a CH157

Note :

Mk.	Frequency (MHz)	Reading (dBuV)	Detector	Corr. factor (dB/m)	Result (dBuV/m)	Limit (dBuV/m)	Ant.Pos (cm)	Tab.Pos (deg.)	Margin (dB)	Comment
*	17355.000	27.86	peak	22.63	50.49	74.00	100	60	-23.51	



Radiated Emission Measurement

Operator: Leon

File :3

Data :#5

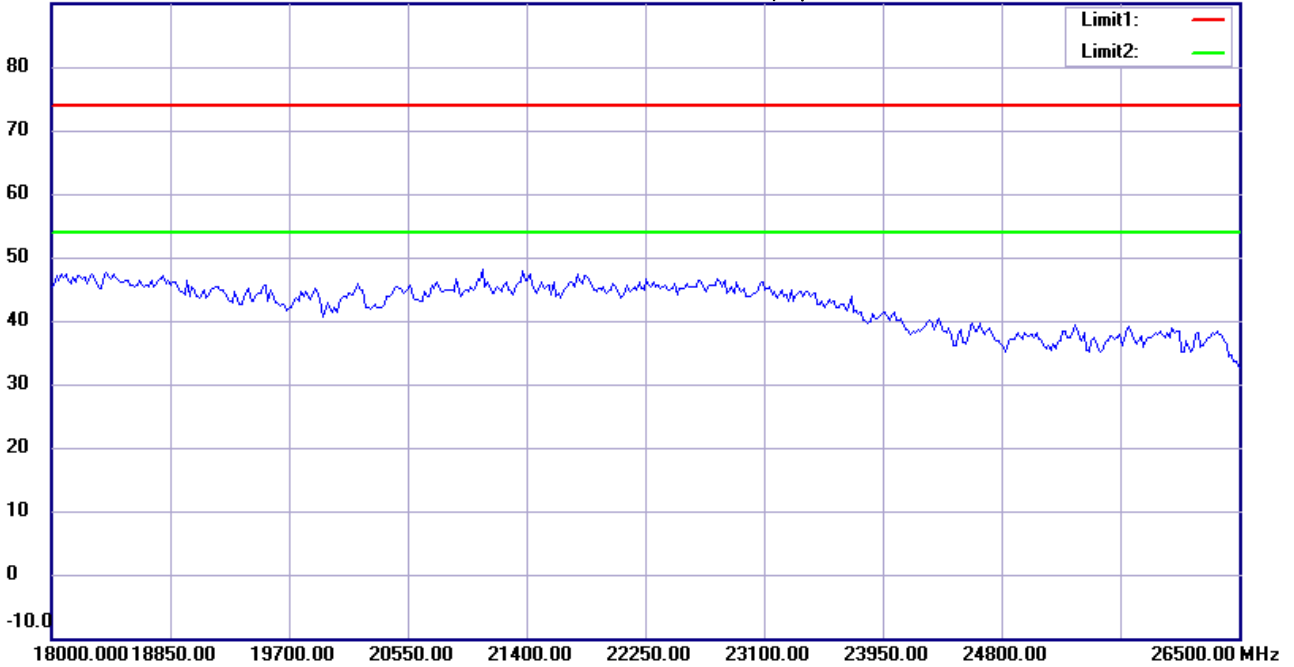
Date: 2015/12/30

Temperature:24 °C

90.0 dBuV/m

Time: 下午 09:49:38

Humidity:60 %



Site : Chamber

Condition : FCC_part 15E RE_Above 1GHz_PK

EUT : W6M21512-15493

M/N:

Test Mode : TX 802.11a CH157

Note :

Polarization: *Horizontal*

Power : 10.8 Vd.c.

Distance: 3m

Mk.	Frequency (MHz)	Reading (dBuV)	Detector	Corr. factor (dB/m)	Result (dBuV/m)	Limit (dBuV/m)	Ant.Pos (cm)	Tab.Pos (deg.)	Margin (dB)	Comment
-----	-----------------	----------------	----------	---------------------	-----------------	----------------	--------------	----------------	-------------	---------



Radiated Emission Measurement

Operator: Leon

File :3

Data :#11

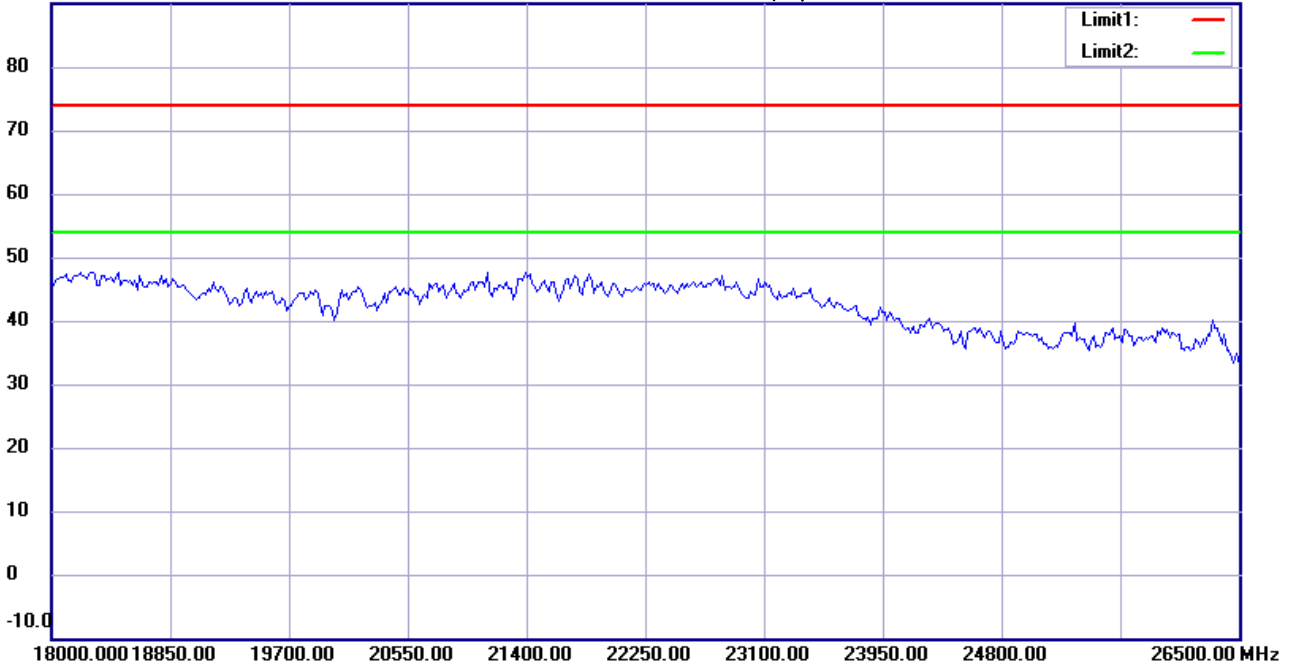
Date: 2015/12/30

Temperature:24 °C

90.0 dBuV/m

Time: 下午 09:57:05

Humidity:60 %



Site : Chamber

Condition : FCC_part 15E RE_Above 1GHz_PK

EUT : W6M21512-15493

M/N:

Test Mode : TX 802.11a CH157

Note :

Polarization: *Vertical*

Power : 10.8 Vd.c.

Distance: 3m

Mk.	Frequency (MHz)	Reading (dBuV)	Detector	Corr. factor (dB/m)	Result (dBuV/m)	Limit (dBuV/m)	Ant.Pos (cm)	Tab.Pos (deg.)	Margin (dB)	Comment
-----	-----------------	----------------	----------	---------------------	-----------------	----------------	--------------	----------------	-------------	---------



Radiated Emission Measurement

Operator: Leon

File :3

Data :#6

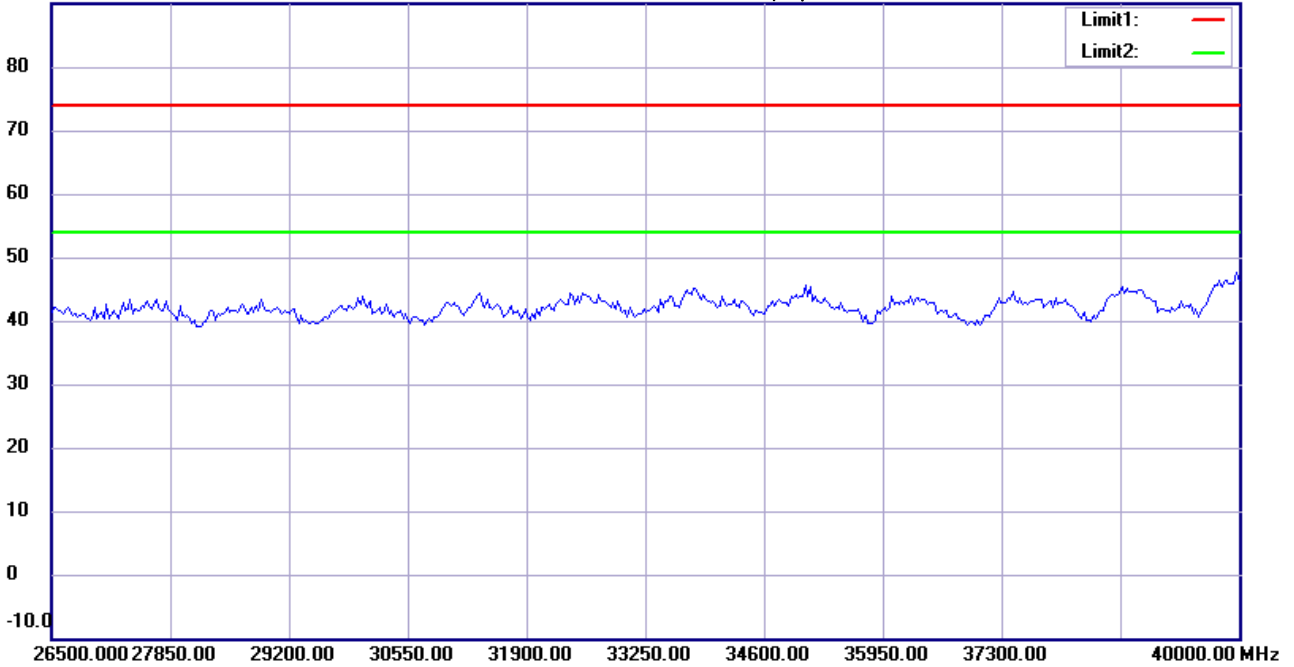
Date: 2015/12/30

Temperature:24 °C

90.0 dBuV/m

Time: 下午 09:49:48

Humidity:60 %



Site : Chamber

Condition : FCC_part 15E RE_Above 1GHz_PK

EUT : W6M21512-15493

M/N:

Test Mode : TX 802.11a CH157

Note :

Polarization: *Horizontal*

Power : 10.8 Vd.c.

Distance: 3m

Mk.	Frequency (MHz)	Reading (dBuV)	Detector	Corr. factor (dB/m)	Result (dBuV/m)	Limit (dBuV/m)	Ant.Pos (cm)	Tab.Pos (deg.)	Margin (dB)	Comment
-----	-----------------	----------------	----------	---------------------	-----------------	----------------	--------------	----------------	-------------	---------



Radiated Emission Measurement

Operator: Leon

File :3

Data :#12

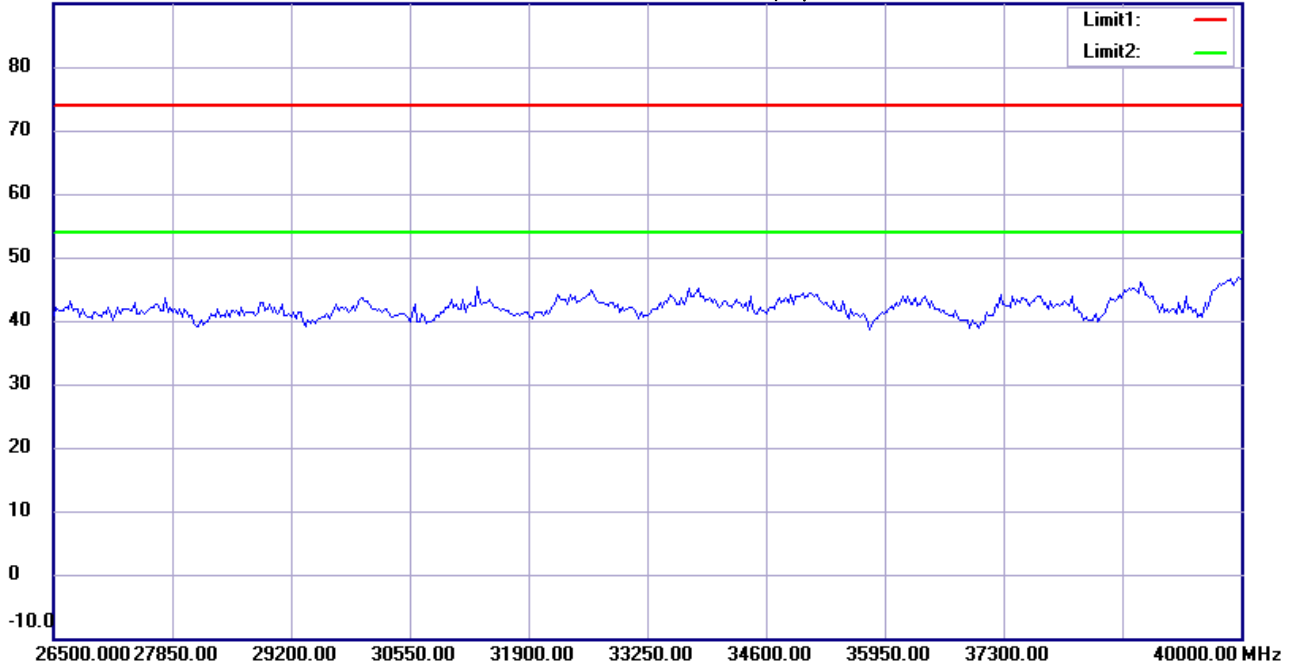
Date: 2015/12/30

Temperature:24 °C

90.0 dBuV/m

Time: 下午 09:57:15

Humidity:60 %



Site : Chamber

Condition : FCC_part 15E RE_Above 1GHz_PK

EUT : W6M21512-15493

M/N:

Test Mode : TX 802.11a CH157

Note :

Polarization: *Vertical*

Power : 10.8 Vd.c.

Distance: 3m

Mk.	Frequency (MHz)	Reading (dBuV)	Detector	Corr. factor (dB/m)	Result (dBuV/m)	Limit (dBuV/m)	Ant.Pos (cm)	Tab.Pos (deg.)	Margin (dB)	Comment
-----	-----------------	----------------	----------	---------------------	-----------------	----------------	--------------	----------------	-------------	---------



Radiated Emission Measurement

Operator: Leon

File :1

Data :#1

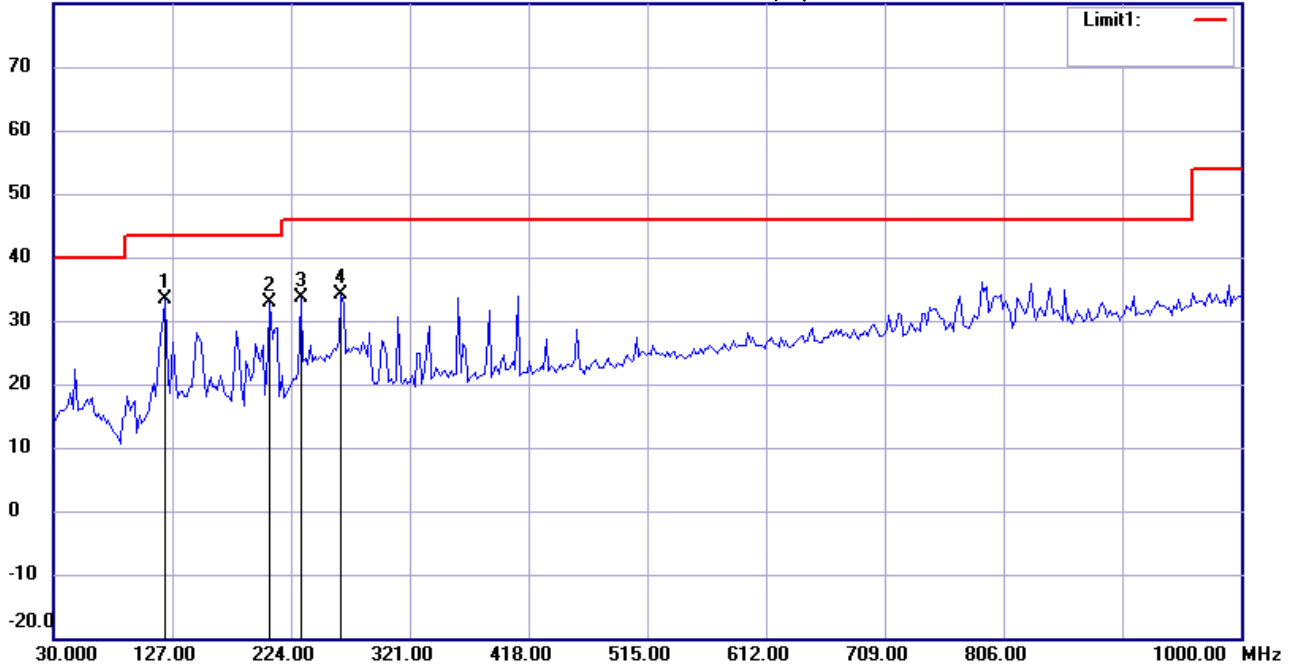
Date: 2016/1/23

Temperature:24 °C

80.0 dBuV/m

Time: 下午 05:50:59

Humidity:60 %



Site : Chamber

Condition : FCC_part 15 RE-Class E_30-1000MHz

Polarization: *Horizontal*

EUT : W6M21512-15493

Power : 10.8 Vd.c.

M/N:

Distance: 3m

Test Mode : TX 802.11a CH165

Note :

Mk.	Frequency (MHz)	Reading (dBuV)	Detector	Corr. factor (dB/m)	Result (dBuV/m)	Limit (dBuV/m)	Ant.Pos (cm)	Tab.Pos (deg.)	Margin (dB)	Comment
*	121.3627	19.55	peak	13.79	33.34	43.50	100	175	-10.16	
	206.8937	20.38	peak	12.62	33.00	43.50	100	110	-10.50	
	232.1642	19.92	peak	13.83	33.75	46.00	100	80	-12.25	
	265.2102	19.27	peak	14.76	34.03	46.00	100	220	-11.97	



Radiated Emission Measurement

Operator: Leon

File :1

Data :#2

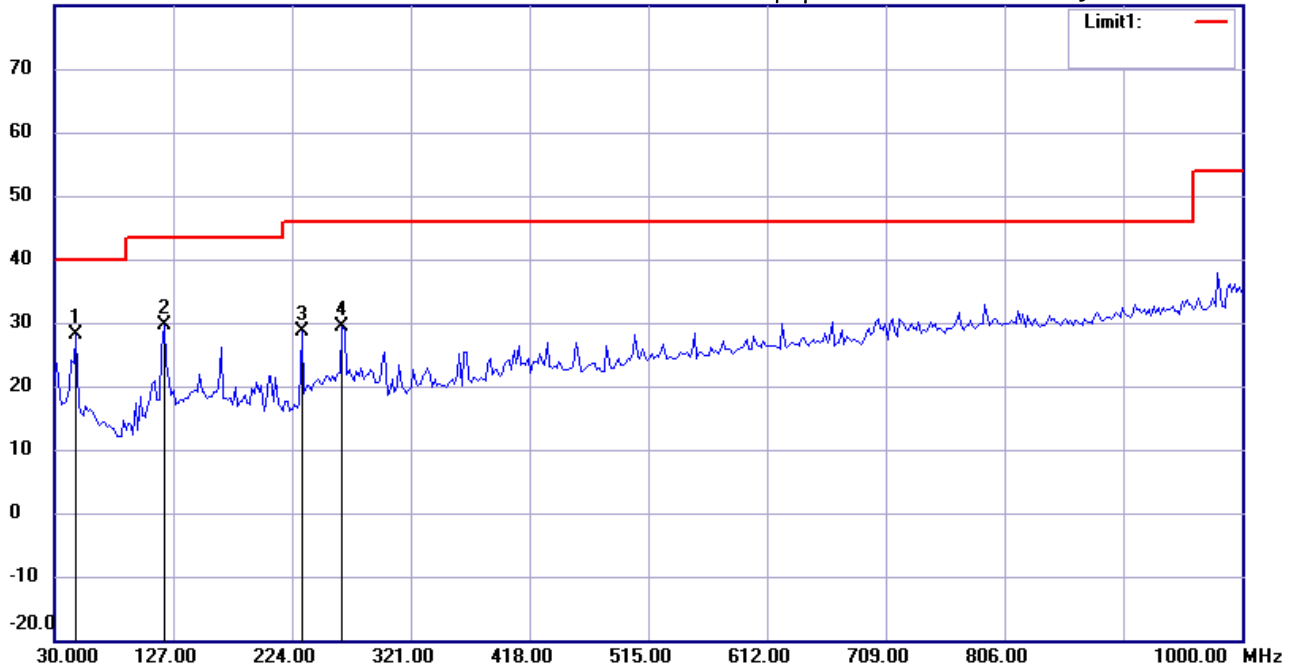
Date: 2016/1/23

Temperature:24 °C

80.0 dBuV/m

Time: 下午 05:51:44

Humidity:60 %



Site : Chamber

Condition : FCC_part 15 RE-Class E_30-1000MHz

Polarization: *Vertical*

EUT : W6M21512-15493

Power : 10.8 Vd.c.

M/N:

Distance: 3m

Test Mode : TX 802.11a CH165

Note :

Mk.	Frequency (MHz)	Reading (dBuV)	Detector	Corr. factor (dB/m)	Result (dBuV/m)	Limit (dBuV/m)	Ant.Pos (cm)	Tab.Pos (deg.)	Margin (dB)	Comment
*	47.4950	13.93	peak	14.09	28.02	40.00	100	235	-11.98	
	119.4188	16.12	peak	13.62	29.74	43.50	100	55	-13.76	
	232.1643	14.70	peak	13.83	28.53	46.00	100	195	-17.47	
	265.2104	14.60	peak	14.76	29.36	46.00	100	60	-16.64	



Radiated Emission Measurement

Operator: Leon

File :3

Data :#1

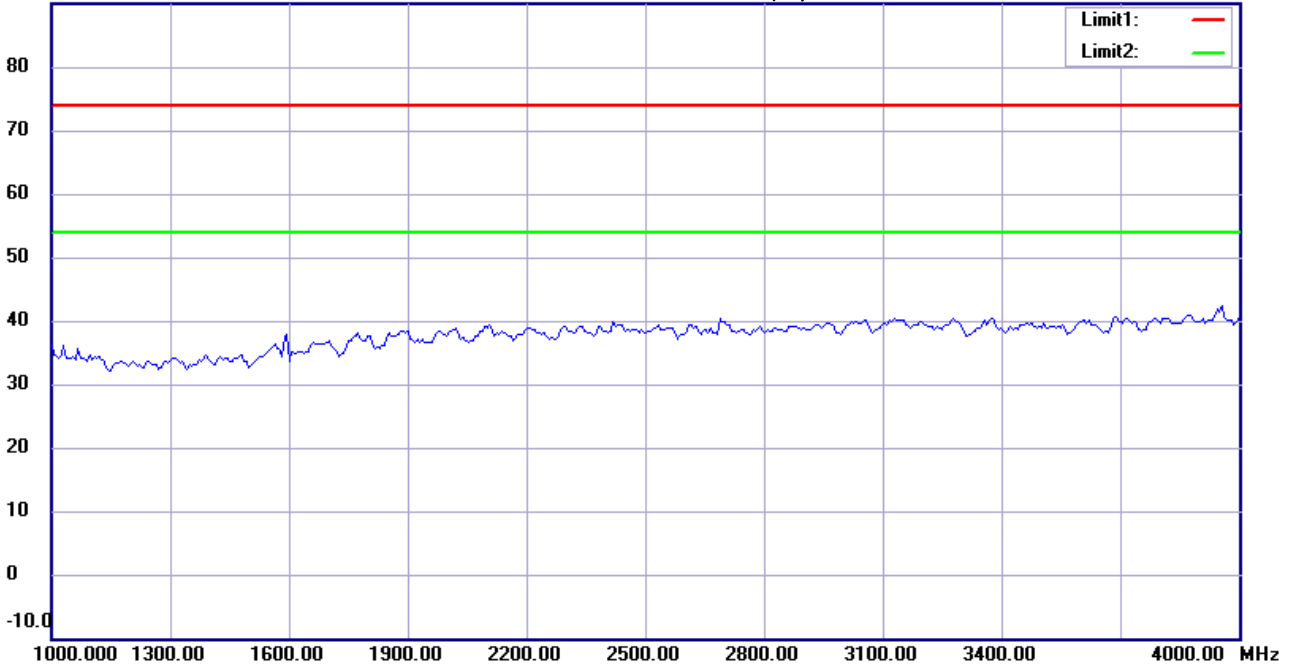
Date: 2015/12/30

Temperature:24 °C

90.0 dBuV/m

Time: 下午 09:32:26

Humidity:60 %



Site : Chamber

Condition : FCC_part 15E RE_Above 1GHz_PK

EUT : W6M21512-15493

M/N:

Test Mode : TX 802.11a CH165

Note :

Polarization: *Horizontal*

Power : 10.8 Vd.c.

Distance: 3m

Mk.	Frequency (MHz)	Reading (dBuV)	Detector	Corr. factor (dB/m)	Result (dBuV/m)	Limit (dBuV/m)	Ant.Pos (cm)	Tab.Pos (deg.)	Margin (dB)	Comment
-----	-----------------	----------------	----------	---------------------	-----------------	----------------	--------------	----------------	-------------	---------



Radiated Emission Measurement

Operator: Leon

File :3

Data :#7

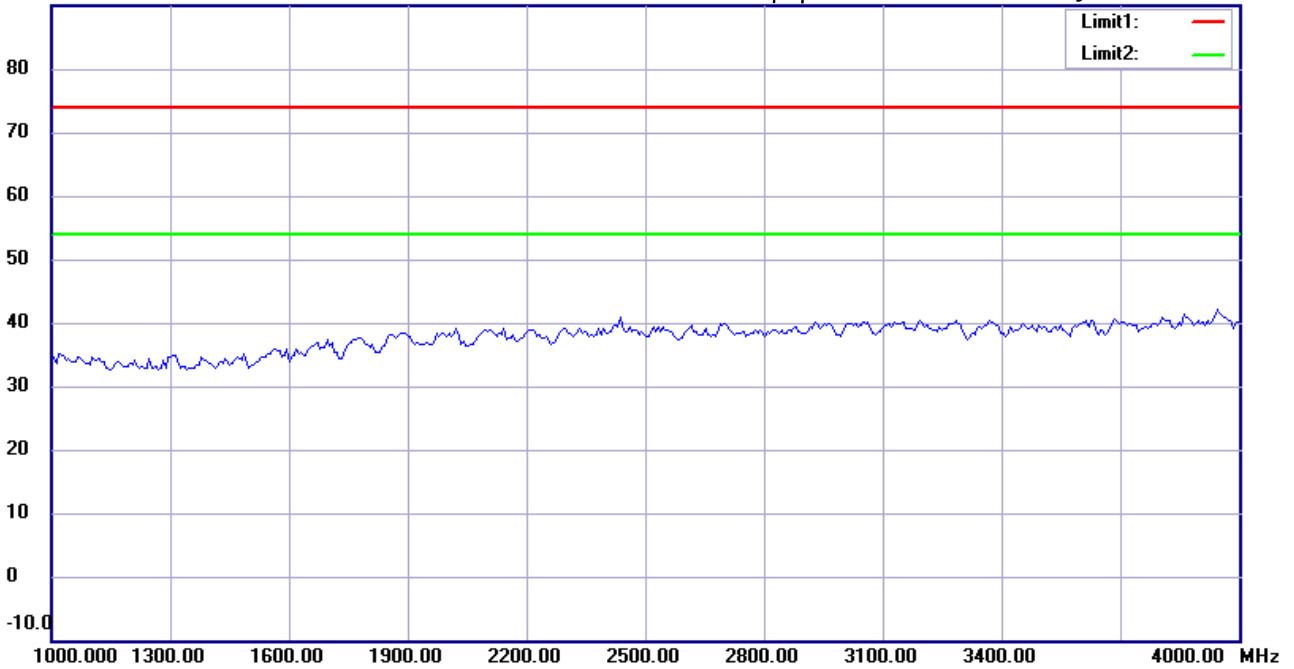
Date: 2015/12/30

Temperature:24 °C

90.0 dBuV/m

Time: 下午 09:37:20

Humidity:60 %



Site : Chamber

Condition : FCC_part 15E RE_Above 1GHz_PK

EUT : W6M21512-15493

M/N:

Test Mode : TX 802.11a CH165

Note :

Polarization: *Vertical*

Power : 10.8 Vd.c.

Distance: 3m

Mk.	Frequency (MHz)	Reading (dBuV)	Detector	Corr. factor (dB/m)	Result (dBuV/m)	Limit (dBuV/m)	Ant.Pos (cm)	Tab.Pos (deg.)	Margin (dB)	Comment
-----	-----------------	----------------	----------	---------------------	-----------------	----------------	--------------	----------------	-------------	---------



Radiated Emission Measurement

Operator: Leon

File :3

Data :#2

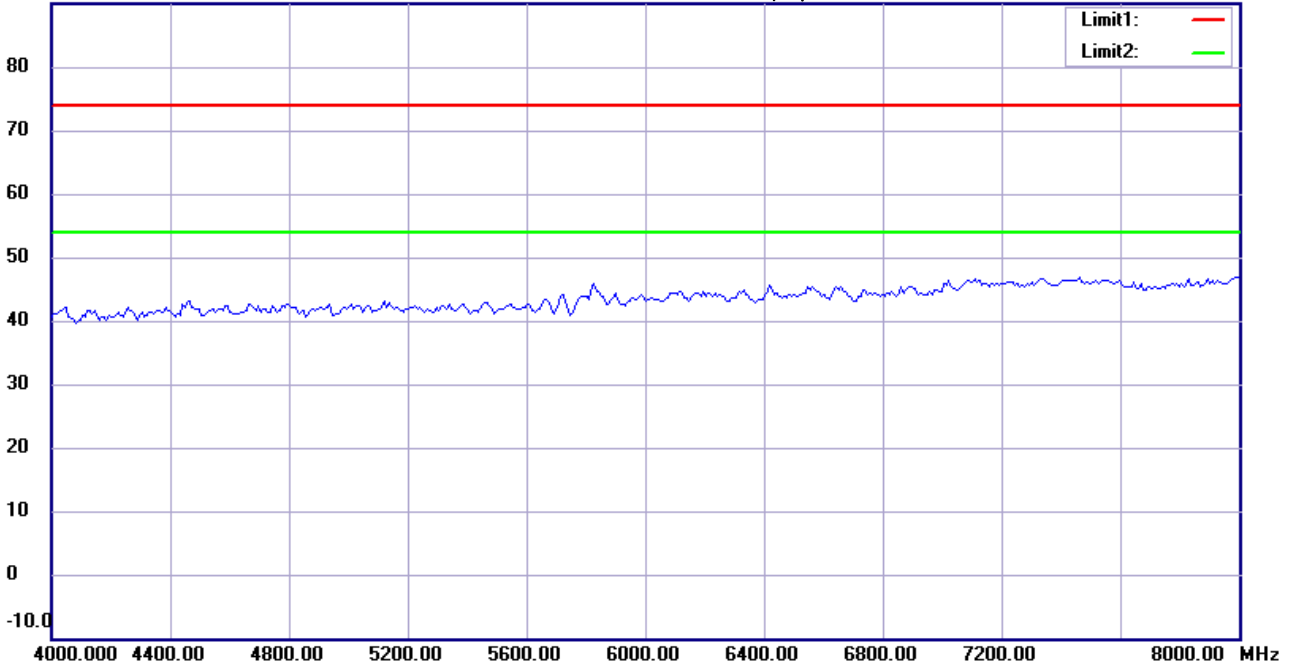
Date: 2015/12/30

Temperature:24 °C

90.0 dBuV/m

Time: 下午 09:33:12

Humidity:60 %



Site : Chamber

Condition : FCC_part 15E RE_Above 1GHz_PK

EUT : W6M21512-15493

M/N:

Test Mode : TX 802.11a CH165

Note :

Polarization: *Horizontal*

Power : 10.8 Vd.c.

Distance: 3m

Mk.	Frequency (MHz)	Reading (dBuV)	Detector	Corr. factor (dB/m)	Result (dBuV/m)	Limit (dBuV/m)	Ant.Pos (cm)	Tab.Pos (deg.)	Margin (dB)	Comment
-----	-----------------	----------------	----------	---------------------	-----------------	----------------	--------------	----------------	-------------	---------



Radiated Emission Measurement

Operator: Leon

File :3

Data :#8

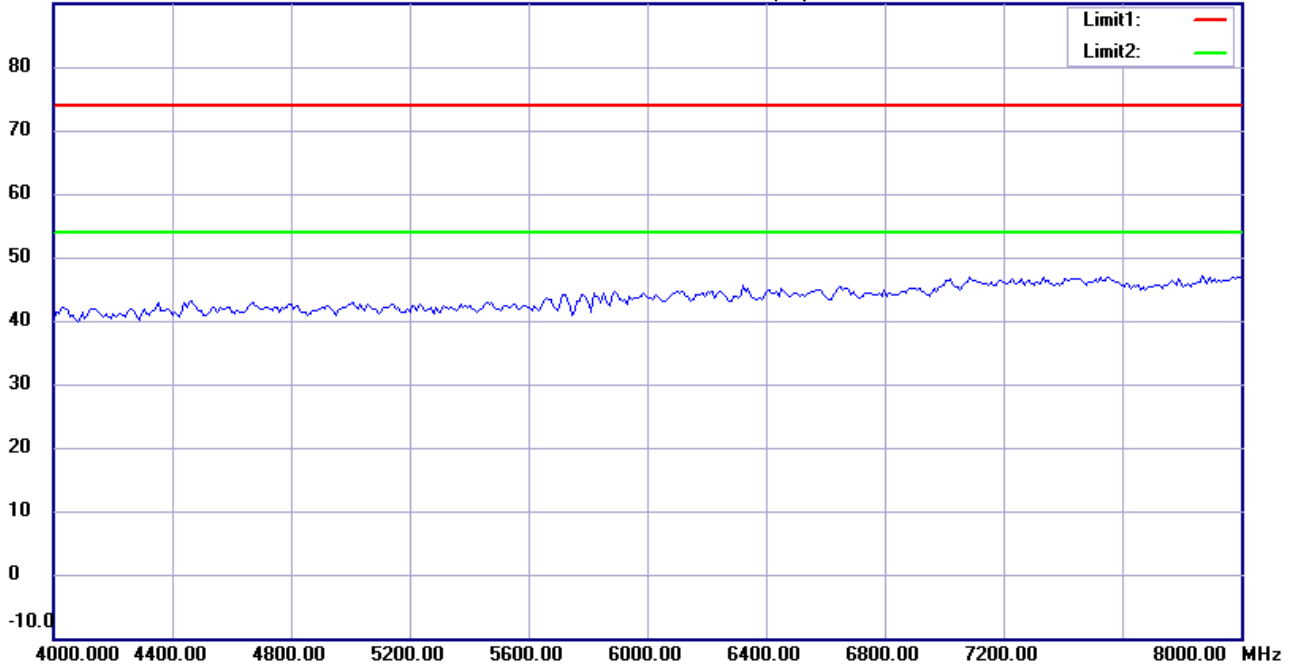
Date: 2015/12/30

Temperature:24 °C

90.0 dBuV/m

Time: 下午 09:38:52

Humidity:60 %



Site : Chamber

Condition : FCC_part 15E RE_Above 1GHz_PK

EUT : W6M21512-15493

M/N:

Test Mode : TX 802.11a CH165

Note :

Polarization: *Vertical*

Power : 10.8 Vd.c.

Distance: 3m

Mk.	Frequency (MHz)	Reading (dBuV)	Detector	Corr. factor (dB/m)	Result (dBuV/m)	Limit (dBuV/m)	Ant.Pos (cm)	Tab.Pos (deg.)	Margin (dB)	Comment
-----	-----------------	----------------	----------	---------------------	-----------------	----------------	--------------	----------------	-------------	---------



Radiated Emission Measurement

Operator: Leon

File :3

Data :#3

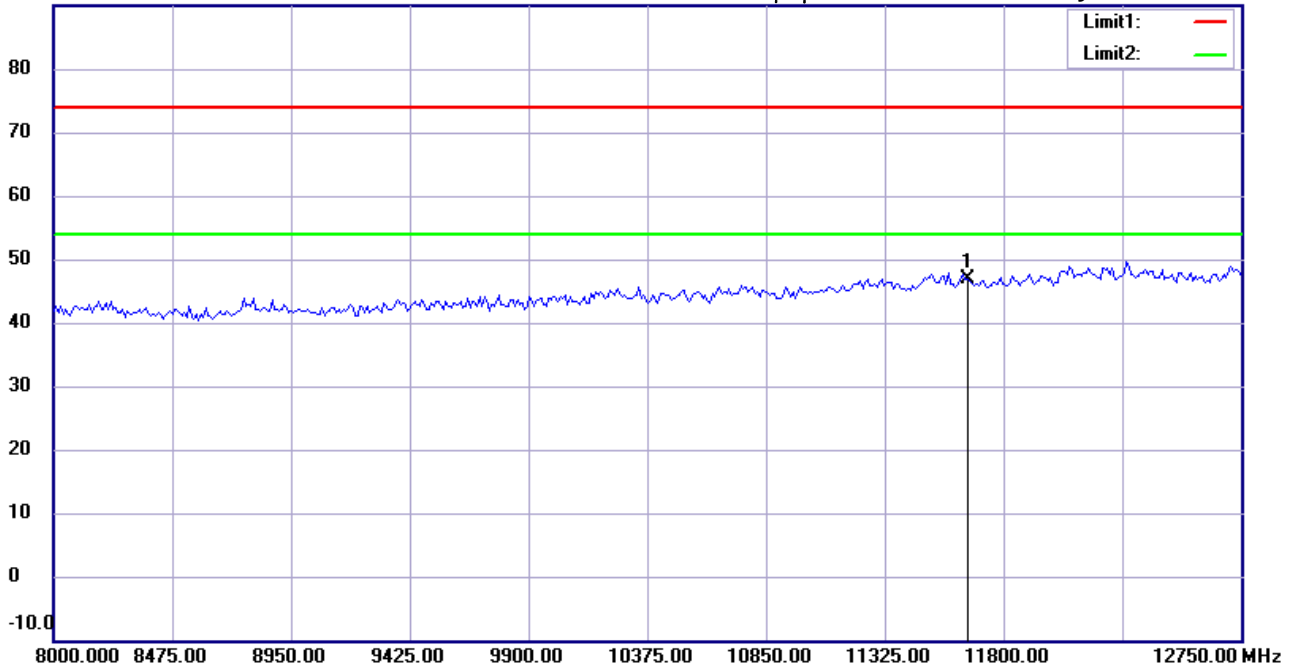
Date: 2015/12/30

Temperature:24 °C

90.0 dBuV/m

Time: 下午 09:34:14

Humidity:60 %



Site : Chamber

Condition : FCC_part 15E RE_Above 1GHz_PK

EUT : W6M21512-15493

M/N:

Test Mode : TX 802.11a CH165

Note :

Polarization: *Horizontal*

Power : 10.8 Vd.c.

Distance: 3m

Mk.	Frequency (MHz)	Reading (dBuV)	Detector	Corr. factor (dB/m)	Result (dBuV/m)	Limit (dBuV/m)	Ant.Pos (cm)	Tab.Pos (deg.)	Margin (dB)	Comment
*	11650.000	34.93	peak	11.92	46.85	74.00	100	190	-27.15	



Radiated Emission Measurement

Operator: Leon

File :3

Data :#9

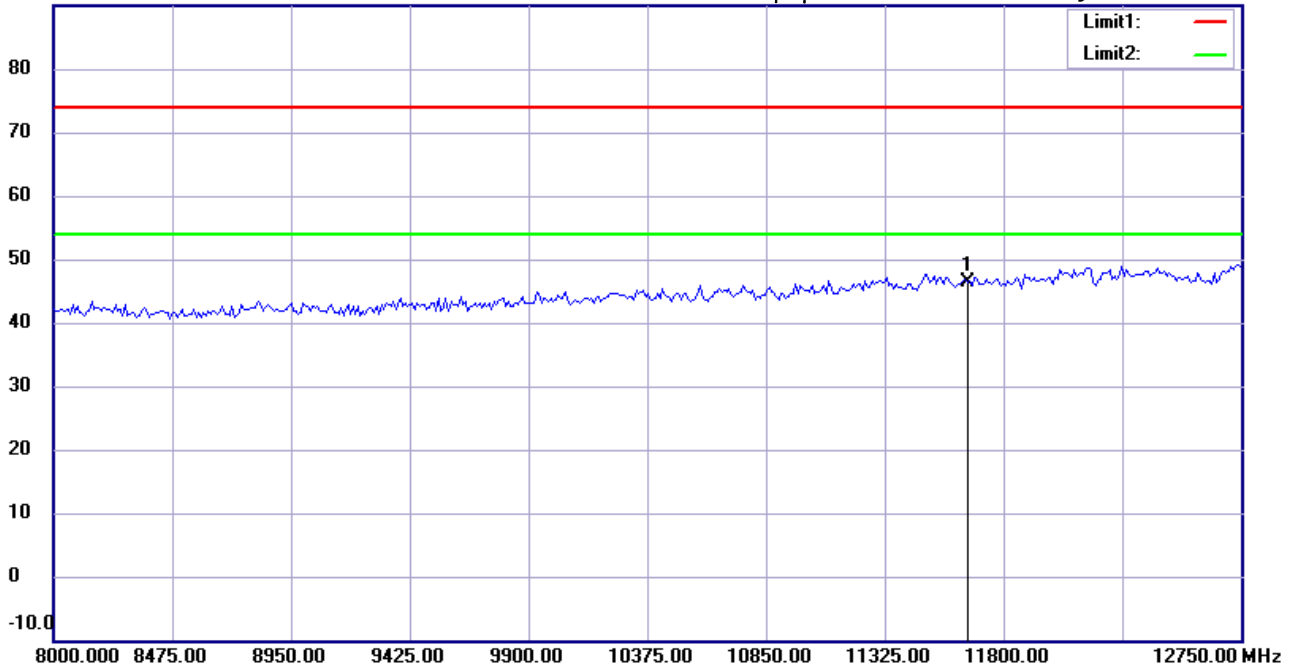
Date: 2015/12/30

Temperature:24 °C

90.0 dBuV/m

Time: 下午 09:39:55

Humidity:60 %



Site : Chamber

Condition : FCC_part 15E RE_Above 1GHz_PK

EUT : W6M21512-15493

M/N:

Test Mode : TX 802.11a CH165

Note :

Polarization: *Vertical*

Power : 10.8 Vd.c.

Distance: 3m

Mk.	Frequency (MHz)	Reading (dBuV)	Detector	Corr. factor (dB/m)	Result (dBuV/m)	Limit (dBuV/m)	Ant.Pos (cm)	Tab.Pos (deg.)	Margin (dB)	Comment
*	11650.000	34.44	peak	11.92	46.36	74.00	100	140	-27.64	



Radiated Emission Measurement

Operator: Leon

File :3

Data :#4

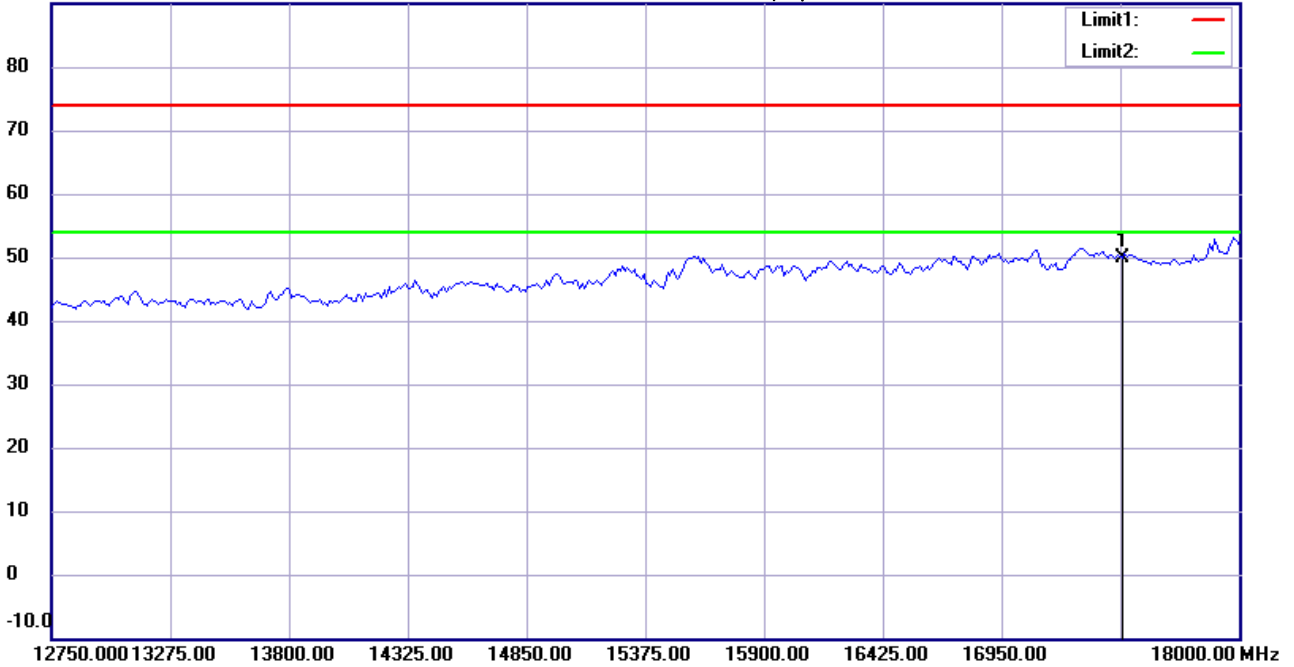
Date: 2015/12/30

Temperature:24 °C

90.0 dBuV/m

Time: 下午 09:35:08

Humidity:60 %



Site : Chamber

Condition : FCC_part 15E RE_Above 1GHz_PK

Polarization: *Horizontal*

EUT : W6M21512-15493

Power : 10.8 Vd.c.

M/N:

Distance: 3m

Test Mode : TX 802.11a CH165

Note :

Mk.	Frequency (MHz)	Reading (dBuV)	Detector	Corr. factor (dB/m)	Result (dBuV/m)	Limit (dBuV/m)	Ant.Pos (cm)	Tab.Pos (deg.)	Margin (dB)	Comment
*	17475.000	27.30	peak	22.66	49.96	74.00	100	130	-24.04	



Radiated Emission Measurement

Operator: Leon

File :3

Data :#10

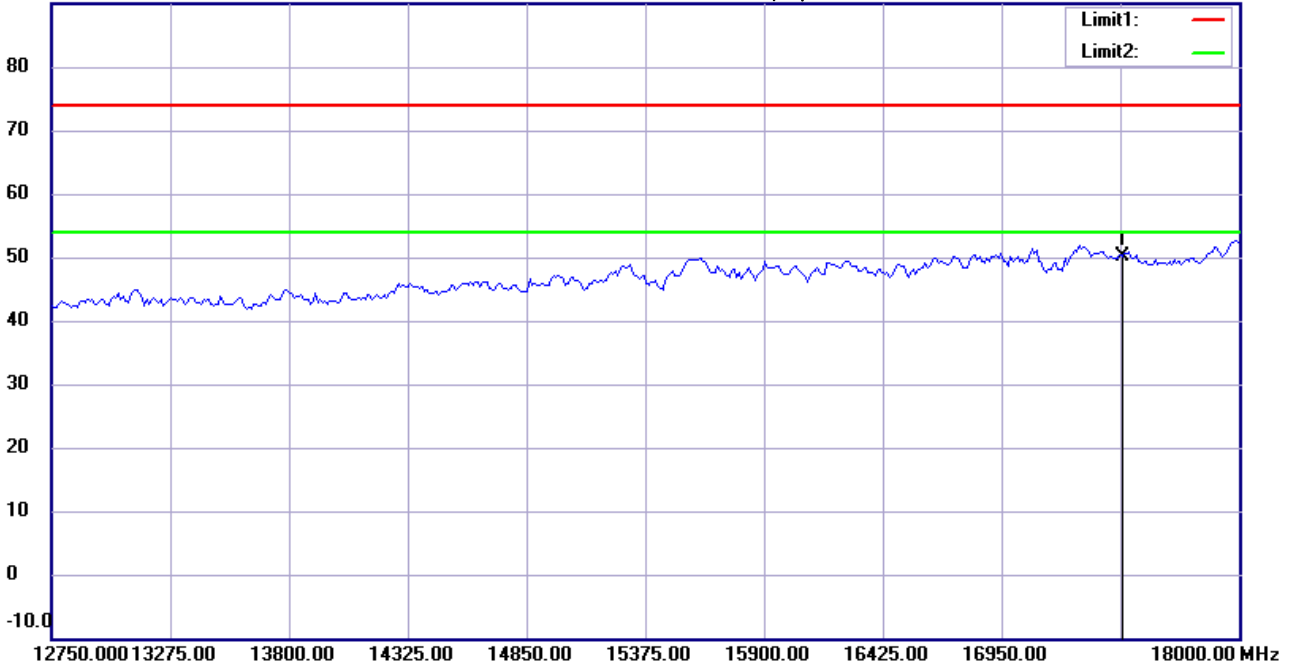
Date: 2015/12/30

Temperature:24 °C

90.0 dBuV/m

Time: 下午 09:40:50

Humidity:60 %



Site : Chamber

Condition : FCC_part 15E RE_Above 1GHz_PK

EUT : W6M21512-15493

M/N:

Test Mode : TX 802.11a CH165

Note :

Polarization: *Vertical*

Power : 10.8 Vd.c.

Distance: 3m

Mk.	Frequency (MHz)	Reading (dBuV)	Detector	Corr. factor (dB/m)	Result (dBuV/m)	Limit (dBuV/m)	Ant.Pos (cm)	Tab.Pos (deg.)	Margin (dB)	Comment
*	17475.000	27.57	peak	22.66	50.23	74.00	100	235	-23.77	



Radiated Emission Measurement

Operator: Leon

File :3

Data :#5

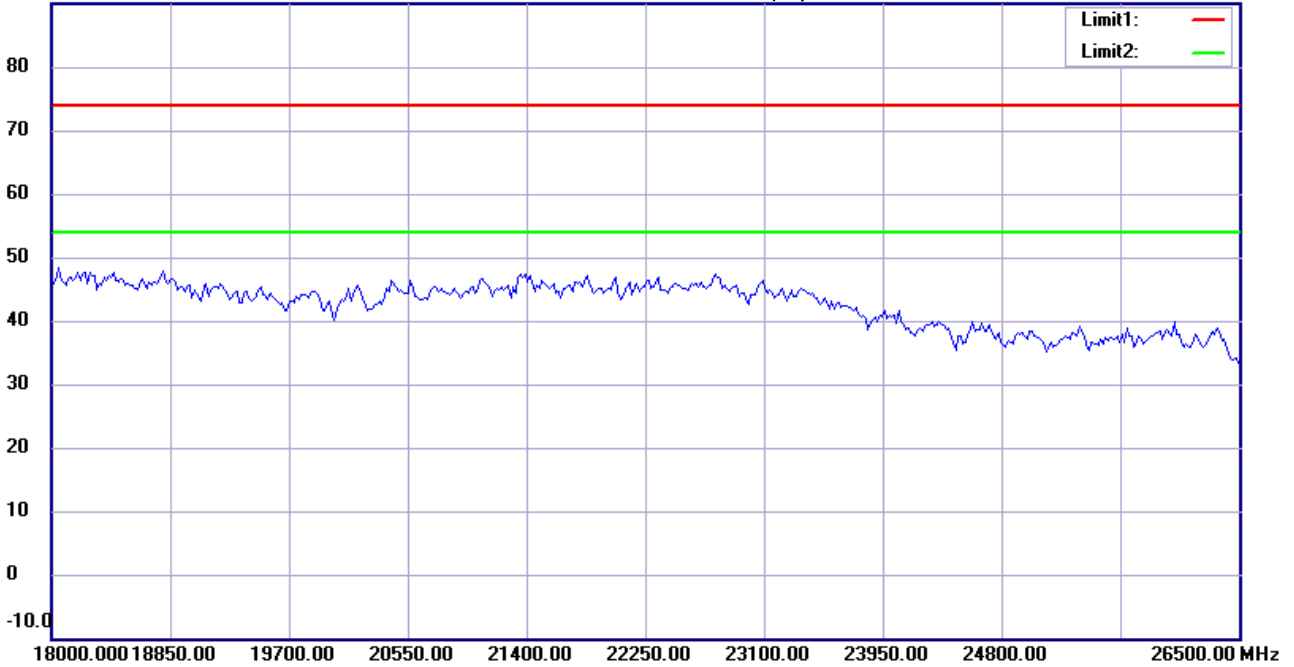
Date: 2015/12/30

Temperature:24 °C

90.0 dBuV/m

Time: 下午 09:35:18

Humidity:60 %



Site : Chamber

Condition : FCC_part 15E RE_Above 1GHz_PK

EUT : W6M21512-15493

M/N:

Test Mode : TX 802.11a CH165

Note :

Polarization: *Horizontal*

Power : 10.8 Vd.c.

Distance: 3m

Mk.	Frequency (MHz)	Reading (dBuV)	Detector	Corr. factor (dB/m)	Result (dBuV/m)	Limit (dBuV/m)	Ant.Pos (cm)	Tab.Pos (deg.)	Margin (dB)	Comment
-----	-----------------	----------------	----------	---------------------	-----------------	----------------	--------------	----------------	-------------	---------



Radiated Emission Measurement

Operator: Leon

File :3

Data :#11

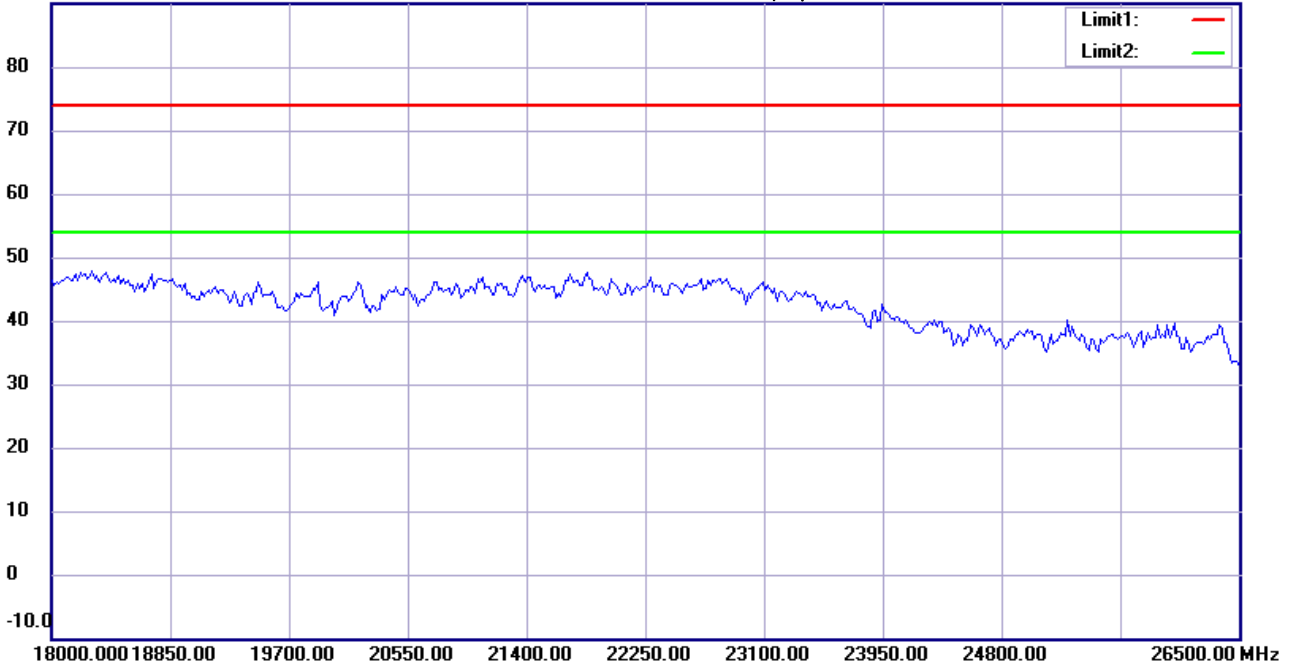
Date: 2015/12/30

Temperature:24 °C

90.0 dBuV/m

Time: 下午 09:41:00

Humidity:60 %



Site : Chamber

Condition : FCC_part 15E RE_Above 1GHz_PK

EUT : W6M21512-15493

M/N:

Test Mode : TX 802.11a CH165

Note :

Polarization: *Vertical*

Power : 10.8 Vd.c.

Distance: 3m

Mk.	Frequency (MHz)	Reading (dBuV)	Detector	Corr. factor (dB/m)	Result (dBuV/m)	Limit (dBuV/m)	Ant.Pos (cm)	Tab.Pos (deg.)	Margin (dB)	Comment
-----	-----------------	----------------	----------	---------------------	-----------------	----------------	--------------	----------------	-------------	---------



Radiated Emission Measurement

Operator: Leon

File :3

Data :#6

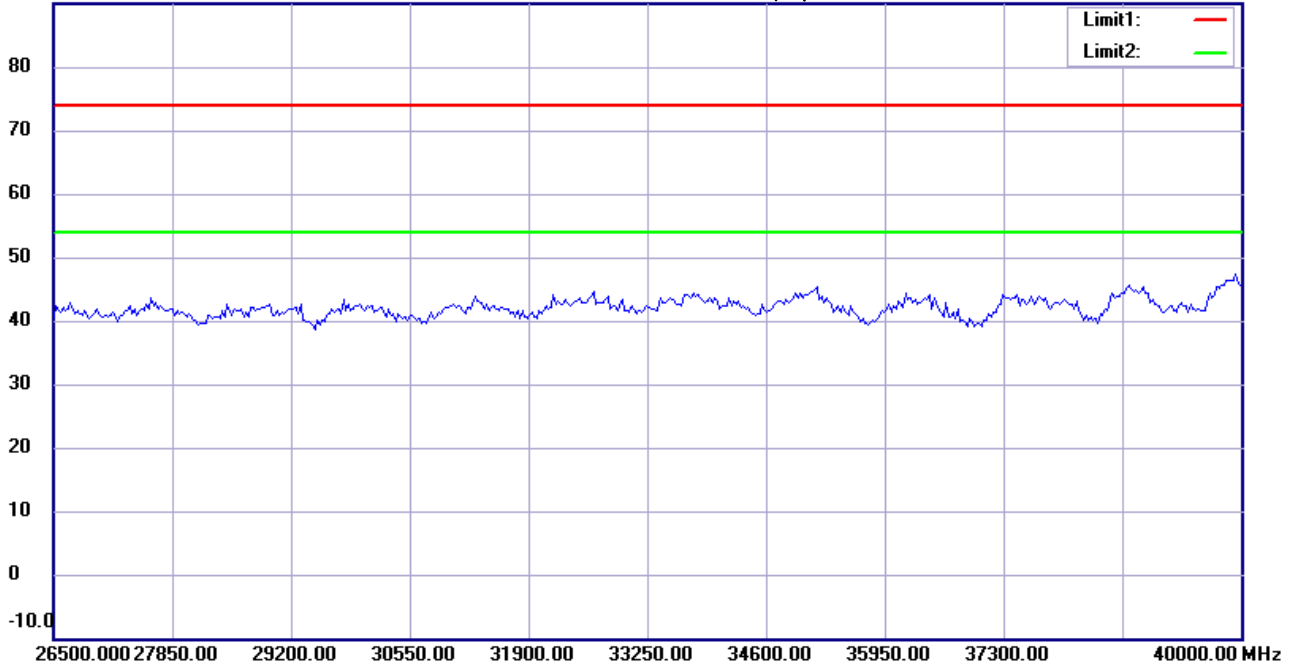
Date: 2015/12/30

Temperature:24 °C

90.0 dBuV/m

Time: 下午 09:35:28

Humidity:60 %



Site : Chamber

Condition : FCC_part 15E RE_Above 1GHz_PK

EUT : W6M21512-15493

M/N:

Test Mode : TX 802.11a CH165

Note :

Polarization: *Horizontal*

Power : 10.8 Vd.c.

Distance: 3m

Mk.	Frequency (MHz)	Reading (dBuV)	Detector	Corr. factor (dB/m)	Result (dBuV/m)	Limit (dBuV/m)	Ant.Pos (cm)	Tab.Pos (deg.)	Margin (dB)	Comment
-----	-----------------	----------------	----------	---------------------	-----------------	----------------	--------------	----------------	-------------	---------



Radiated Emission Measurement

Operator: Leon

File :3

Data :#12

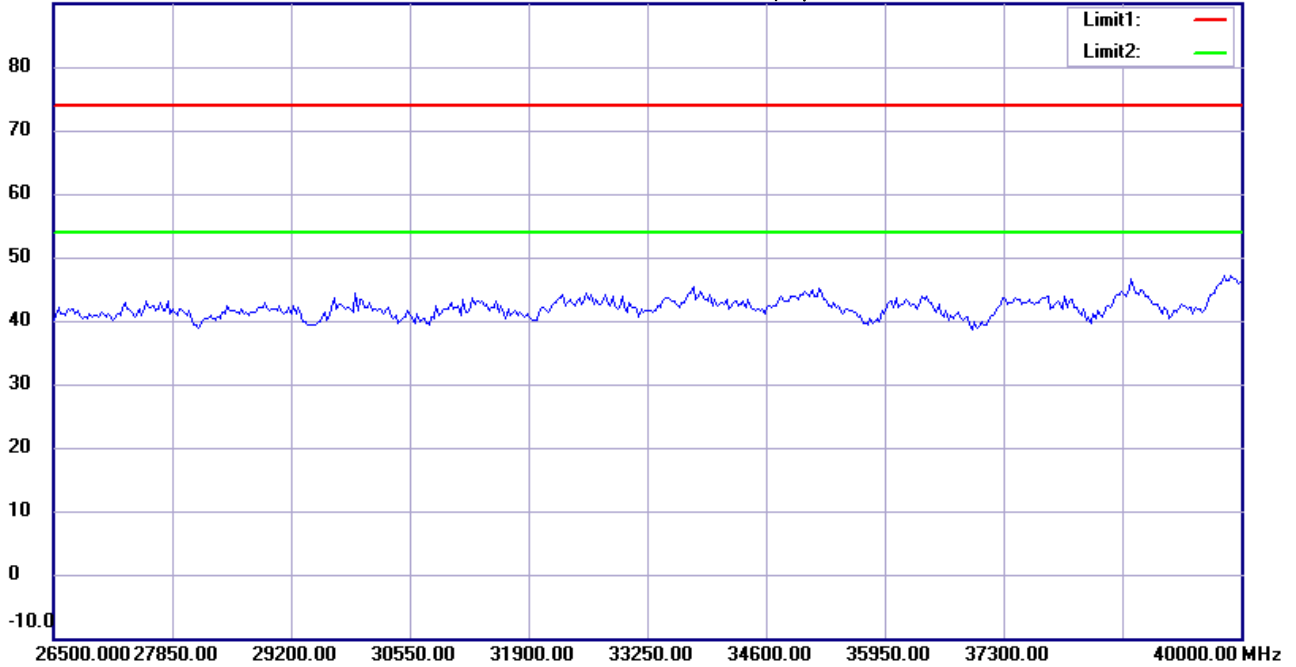
Date: 2015/12/30

Temperature:24 °C

90.0 dBuV/m

Time: 下午 09:41:10

Humidity:60 %



Site : Chamber

Condition : FCC_part 15E RE_Above 1GHz_PK

EUT : W6M21512-15493

M/N:

Test Mode : TX 802.11a CH165


Note :

Polarization: *Vertical*

Power : 10.8 Vd.c.

Distance: 3m

Mk.	Frequency (MHz)	Reading (dBuV)	Detector	Corr. factor (dB/m)	Result (dBuV/m)	Limit (dBuV/m)	Ant.Pos (cm)	Tab.Pos (deg.)	Margin (dB)	Comment
-----	-----------------	----------------	----------	---------------------	-----------------	----------------	--------------	----------------	-------------	---------



Worldwide Testing Services(Taiwan) Co., Ltd.

Registration number: W6M21512-15493-C-54

FCC ID: IR5RW11

Spurious Emission Radiated _TX ANT A+B 5G WLAN



Radiated Emission Measurement

Operator: Leon

File :1

Data :#1

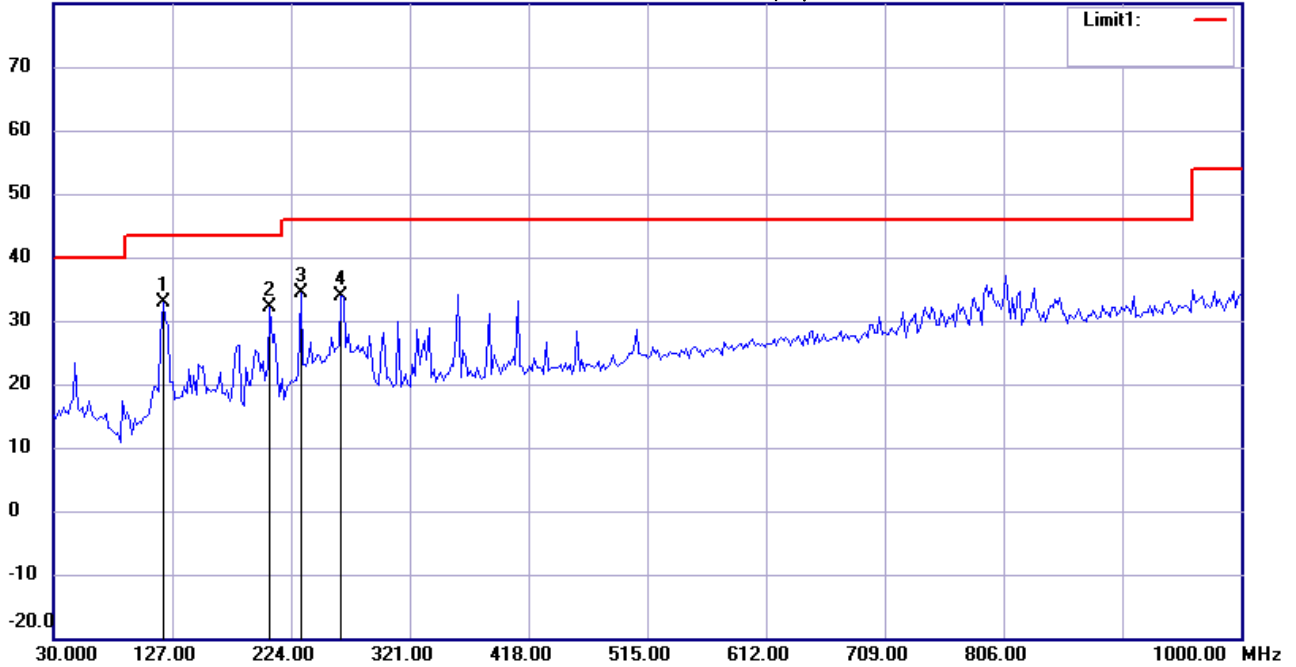
Date: 2016/1/23

Temperature:24 °C

80.0 dBuV/m

Time: 下午 05:53:45

Humidity:60 %



Site : Chamber

Condition : FCC_part 15 RE-Class E_30-1000MHz

EUT : W6M21512-15493

M/N:

Test Mode : TX 802.11n 20M CH149

Note :

Polarization: *Horizontal*

Power : 10.8 Vd.c.

Distance: 3m

Mk.	Frequency (MHz)	Reading (dBuV)	Detector	Corr. factor (dB/m)	Result (dBuV/m)	Limit (dBuV/m)	Ant.Pos (cm)	Tab.Pos (deg.)	Margin (dB)	Comment
*	119.4188	19.31	peak	13.62	32.93	43.50	100	80	-10.57	
	206.8937	19.39	peak	12.62	32.01	43.50	100	175	-11.49	
	232.1642	20.44	peak	13.83	34.27	46.00	100	255	-11.73	
	265.2102	19.22	peak	14.76	33.98	46.00	100	150	-12.02	



Radiated Emission Measurement

Operator: Leon

File :1

Data :#2

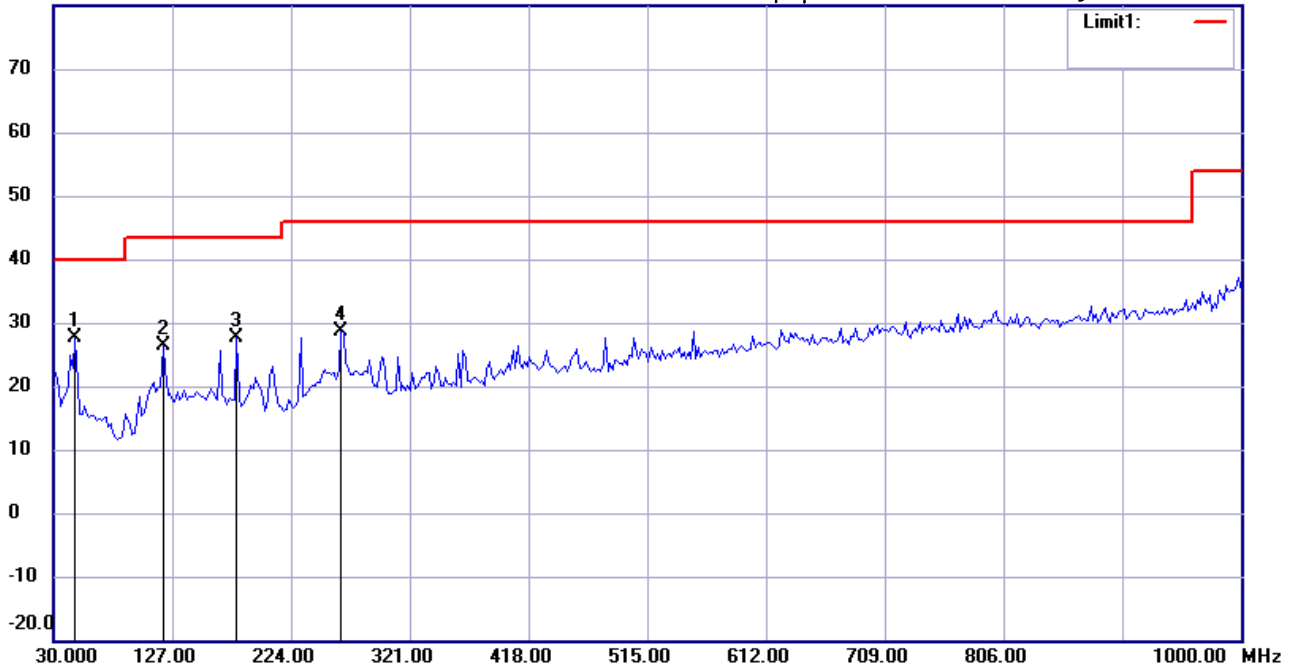
Date: 2016/1/23

Temperature:24 °C

80.0 dBuV/m

Time: 下午 05:54:31

Humidity:60 %



Site : Chamber

Condition : FCC_part 15 RE-Class E_30-1000MHz

EUT : W6M21512-15493

M/N:

Test Mode : TX 802.11n 20M CH149

Note :

Polarization: *Vertical*

Power : 10.8 Vd.c.

Distance: 3m

Mk.	Frequency (MHz)	Reading (dBuV)	Detector	Corr. factor (dB/m)	Result (dBuV/m)	Limit (dBuV/m)	Ant.Pos (cm)	Tab.Pos (deg.)	Margin (dB)	Comment
*	47.4950	13.65	peak	14.09	27.74	40.00	100	270	-12.26	
	119.4188	12.64	peak	13.62	26.26	43.50	100	195	-17.24	
	179.6794	13.99	peak	13.73	27.72	43.50	100	185	-15.78	
	265.2104	13.87	peak	14.76	28.63	46.00	100	50	-17.37	



Radiated Emission Measurement

Operator: Leon

File :3

Data :#1

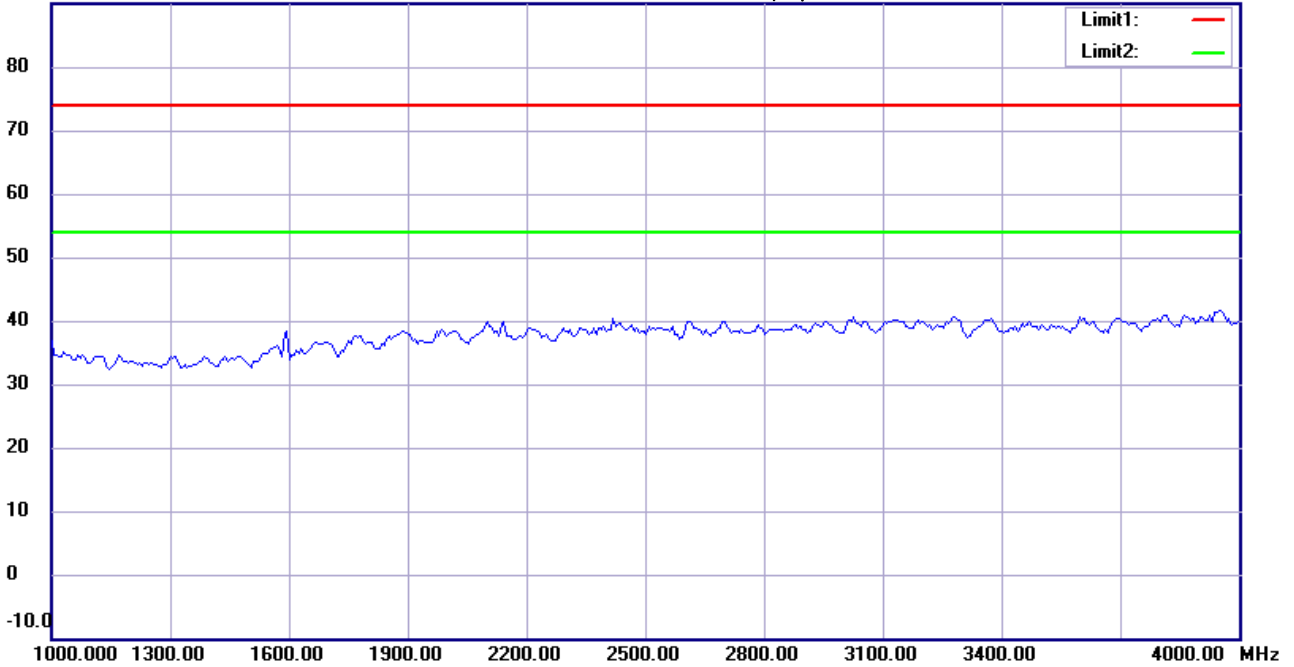
Date: 2015/12/30

Temperature:24 °C

90.0 dBuV/m

Time: 下午 10:15:07

Humidity:60 %



Site : Chamber

Condition : FCC_part 15E RE_Above 1GHz_PK

EUT : W6M21512-15493

M/N:

Test Mode : TX 802.11n 20M CH149

Note :

Polarization: *Horizontal*

Power : 10.8 Vd.c.

Distance: 3m

Mk.	Frequency (MHz)	Reading (dBuV)	Detector	Corr. factor (dB/m)	Result (dBuV/m)	Limit (dBuV/m)	Ant.Pos (cm)	Tab.Pos (deg.)	Margin (dB)	Comment
-----	-----------------	----------------	----------	---------------------	-----------------	----------------	--------------	----------------	-------------	---------



Radiated Emission Measurement

Operator: Leon

File :3

Data :#7

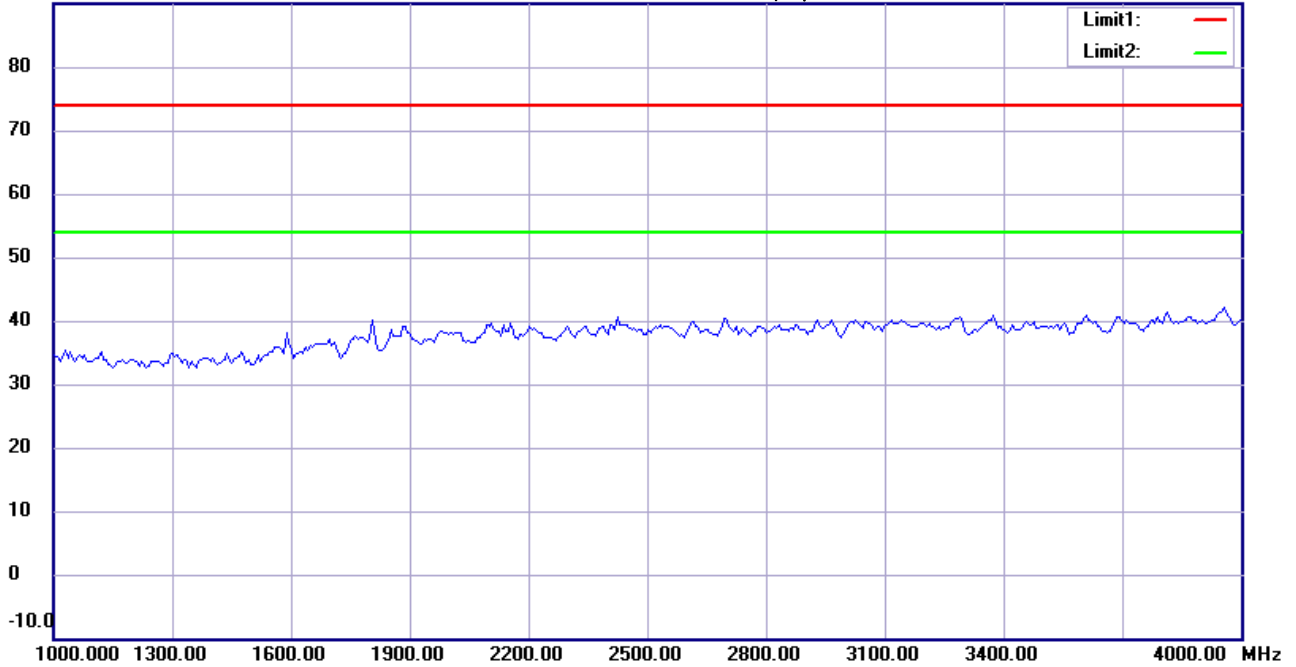
Date: 2015/12/30

Temperature:24 °C

90.0 dBuV/m

Time: 下午 10:19:45

Humidity:60 %



Site : Chamber

Condition : FCC_part 15E RE_Above 1GHz_PK

EUT : W6M21512-15493

M/N:

Test Mode : TX 802.11n 20M CH149

Note :

Polarization: *Vertical*

Power : 10.8 Vd.c.

Distance: 3m

Mk.	Frequency (MHz)	Reading (dBuV)	Detector	Corr. factor (dB/m)	Result (dBuV/m)	Limit (dBuV/m)	Ant.Pos (cm)	Tab.Pos (deg.)	Margin (dB)	Comment
-----	-----------------	----------------	----------	---------------------	-----------------	----------------	--------------	----------------	-------------	---------



Radiated Emission Measurement

Operator: Leon

File :3

Data :#2

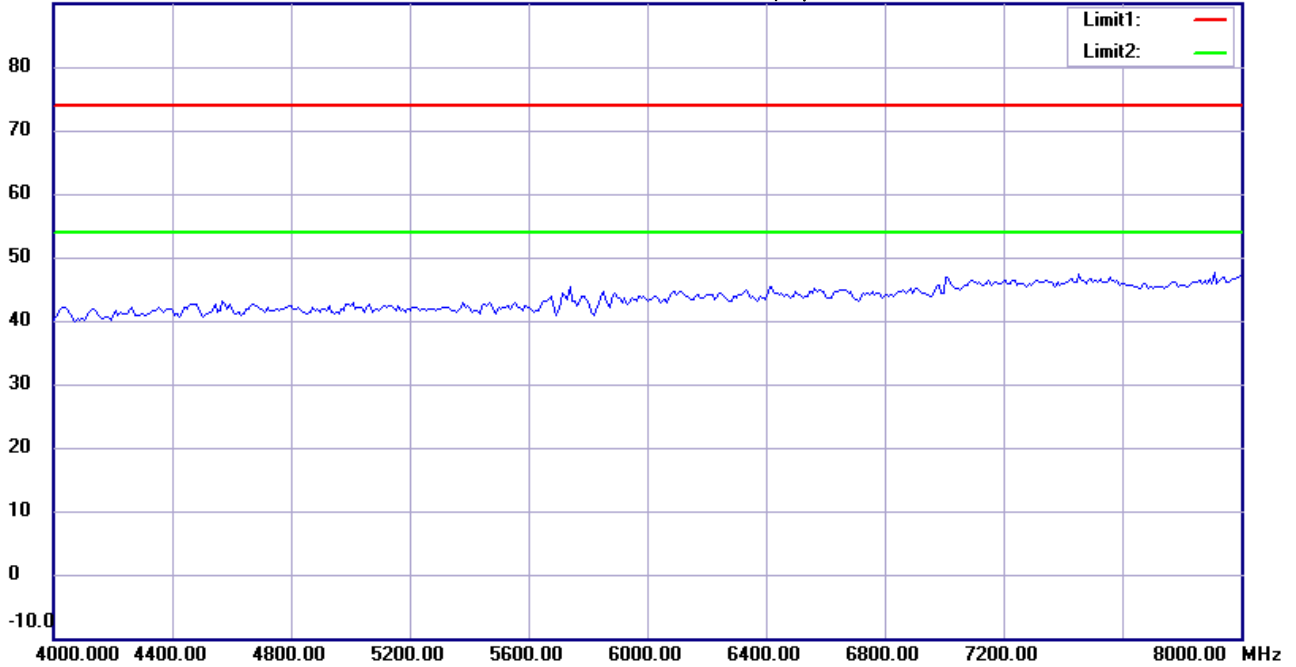
Date: 2015/12/30

Temperature:24 °C

90.0 dBuV/m

Time: 下午 10:15:54

Humidity:60 %



Site : Chamber

Condition : FCC_part 15E RE_Above 1GHz_PK

EUT : W6M21512-15493

M/N:

Test Mode : TX 802.11n 20M CH149

Note :

Polarization: *Horizontal*

Power : 10.8 Vd.c.

Distance: 3m

Mk.	Frequency (MHz)	Reading (dBuV)	Detector	Corr. factor (dB/m)	Result (dBuV/m)	Limit (dBuV/m)	Ant.Pos (cm)	Tab.Pos (deg.)	Margin (dB)	Comment
-----	-----------------	----------------	----------	---------------------	-----------------	----------------	--------------	----------------	-------------	---------



Radiated Emission Measurement

Operator: Leon

File :3

Data :#8

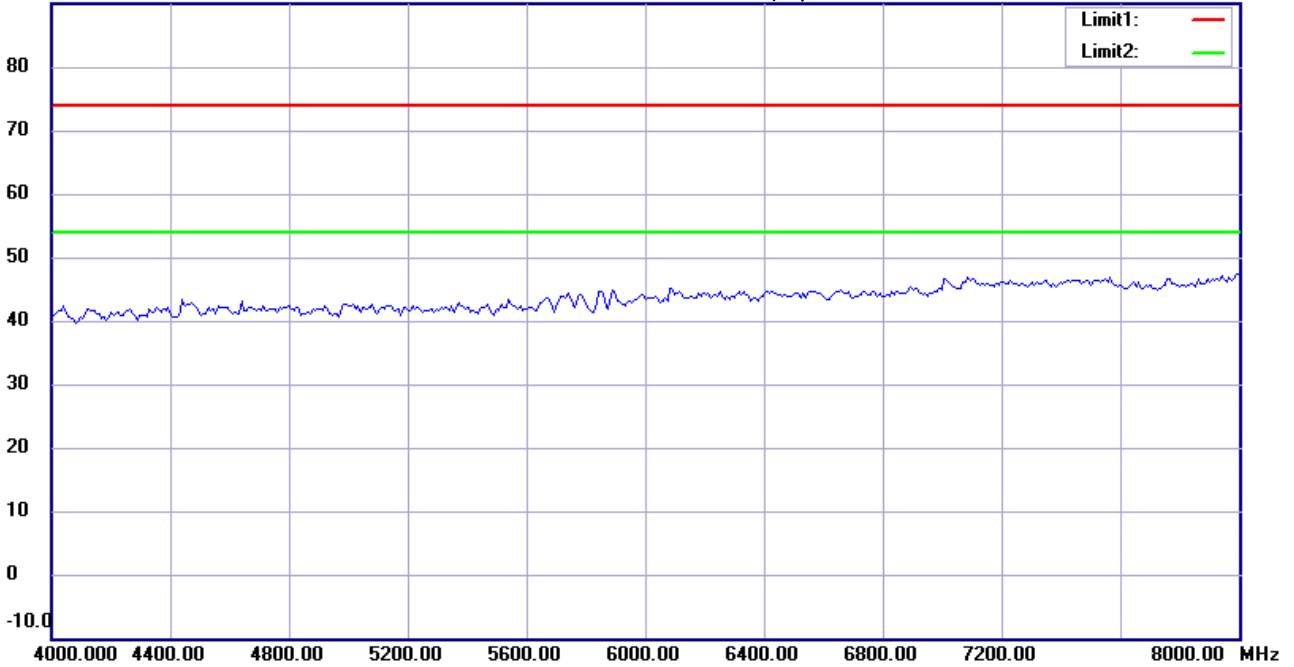
Date: 2015/12/30

Temperature:24 °C

90.0 dBuV/m

Time: 下午 10:20:31

Humidity:60 %



Site : Chamber

Condition : FCC_part 15E RE_Above 1GHz_PK

EUT : W6M21512-15493

M/N:

Test Mode : TX 802.11n 20M CH149

Note :

Polarization: *Vertical*

Power : 10.8 Vd.c.

Distance: 3m

Mk.	Frequency (MHz)	Reading (dBuV)	Detector	Corr. factor (dB/m)	Result (dBuV/m)	Limit (dBuV/m)	Ant.Pos (cm)	Tab.Pos (deg.)	Margin (dB)	Comment
-----	-----------------	----------------	----------	---------------------	-----------------	----------------	--------------	----------------	-------------	---------



Radiated Emission Measurement

Operator: Leon

File :3

Data :#3

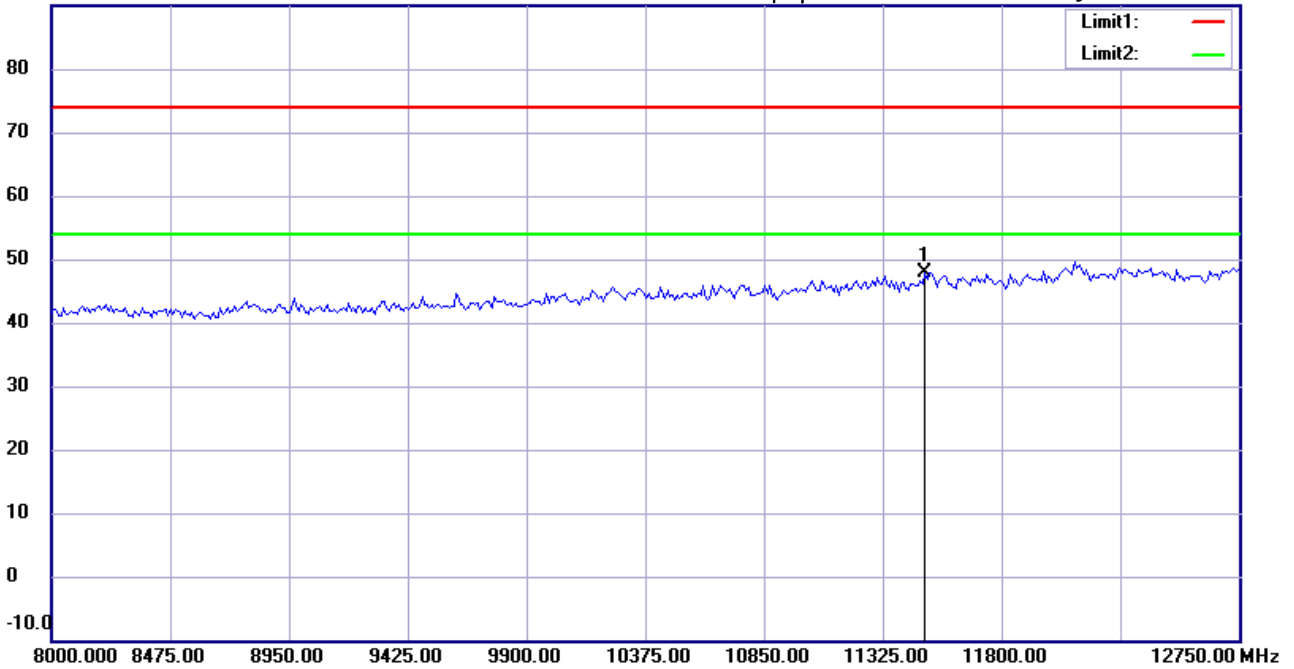
Date: 2015/12/30

Temperature:24 °C

90.0 dBuV/m

Time: 下午 10:17:36

Humidity:60 %



Site : Chamber

Condition : FCC_part 15E RE_Above 1GHz_PK

EUT : W6M21512-15493

M/N:

Test Mode : TX 802.11n 20M CH149

Note :

Polarization: *Horizontal*

Power : 10.8 Vd.c.

Distance: 3m

Mk.	Frequency (MHz)	Reading (dBuV)	Detector	Corr. factor (dB/m)	Result (dBuV/m)	Limit (dBuV/m)	Ant.Pos (cm)	Tab.Pos (deg.)	Margin (dB)	Comment
*	11490.000	35.71	peak	12.28	47.99	74.00	100	195	-26.01	



Radiated Emission Measurement

Operator: Leon

File :3

Data :#9

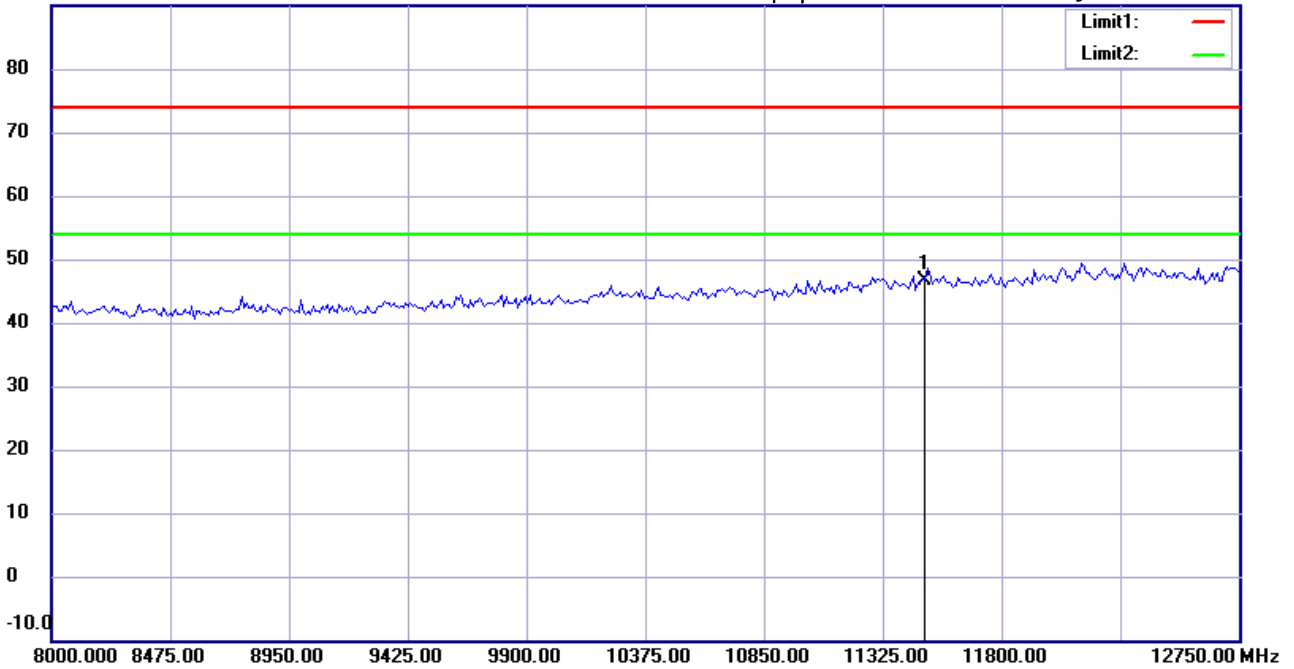
Date: 2015/12/30

Temperature:24 °C

90.0 dBuV/m

Time: 下午 10:21:50

Humidity:60 %



Site : Chamber

Condition : FCC_part 15E RE_Above 1GHz_PK

Polarization: *Vertical*

EUT : W6M21512-15493

Power : 10.8 Vd.c.

M/N:

Distance: 3m

Test Mode : TX 802.11n 20M CH149

Note :

Mk.	Frequency (MHz)	Reading (dBuV)	Detector	Corr. factor (dB/m)	Result (dBuV/m)	Limit (dBuV/m)	Ant.Pos (cm)	Tab.Pos (deg.)	Margin (dB)	Comment
*	11490.000	34.40	peak	12.28	46.68	74.00	100	160	-27.32	



Radiated Emission Measurement

Operator: Leon

File :3

Data :#4

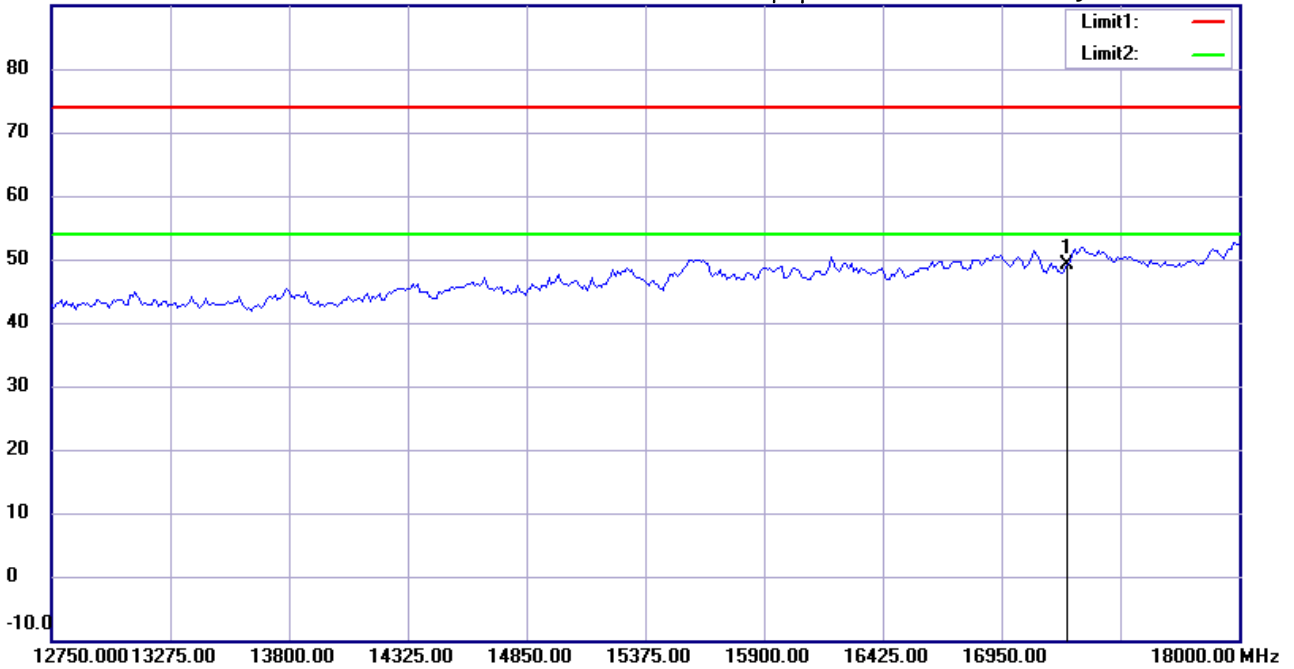
Date: 2015/12/30

Temperature:24 °C

90.0 dBuV/m

Time: 下午 10:18:31

Humidity:60 %



Site : Chamber

Condition : FCC_part 15E RE_Above 1GHz_PK

EUT : W6M21512-15493

M/N:

Test Mode : TX 802.11n 20M CH149

Note :

Polarization: *Horizontal*

Power : 10.8 Vd.c.

Distance: 3m

Mk.	Frequency (MHz)	Reading (dBuV)	Detector	Corr. factor (dB/m)	Result (dBuV/m)	Limit (dBuV/m)	Ant.Pos (cm)	Tab.Pos (deg.)	Margin (dB)	Comment
*	17235.000	27.90	peak	21.32	49.22	74.00	100	220	-24.78	



Radiated Emission Measurement

Operator: Leon

File :3

Data :#10

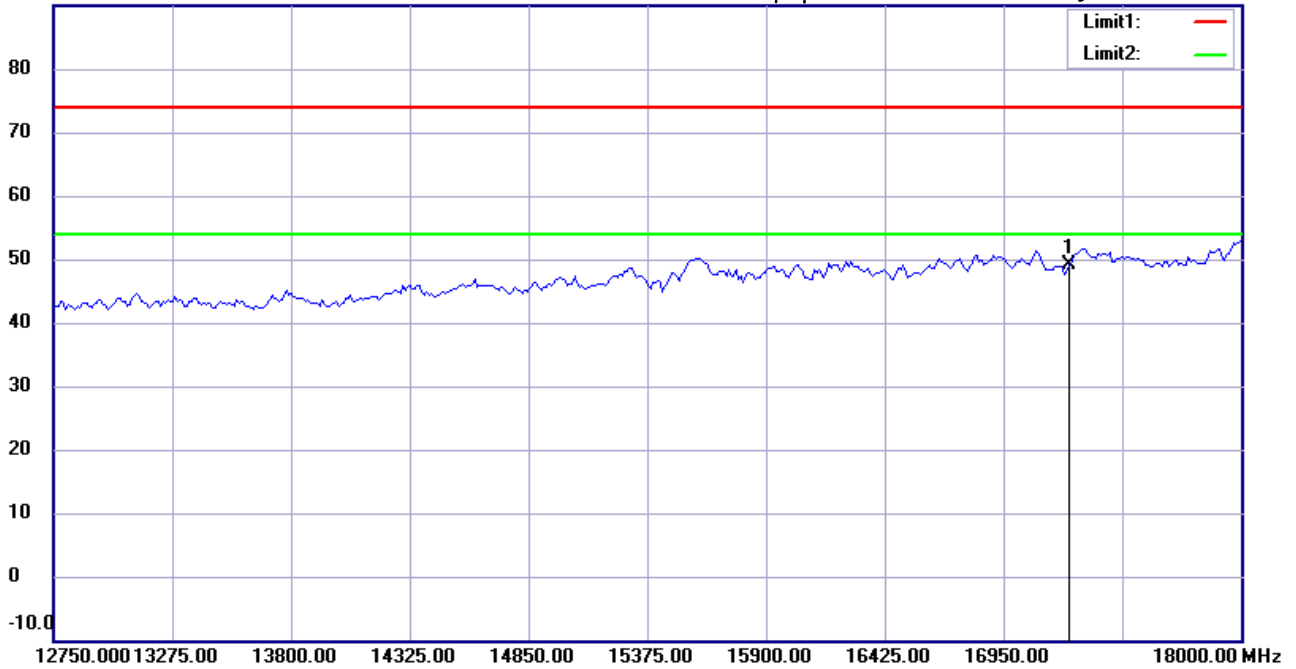
Date: 2015/12/30

Temperature:24 °C

90.0 dBuV/m

Time: 下午 10:22:45

Humidity:60 %



Site : Chamber

Condition : FCC_part 15E RE_Above 1GHz_PK

EUT : W6M21512-15493

M/N:

Test Mode : TX 802.11n 20M CH149

Note :

Polarization: *Vertical*

Power : 10.8 Vd.c.

Distance: 3m

Mk.	Frequency (MHz)	Reading (dBuV)	Detector	Corr. factor (dB/m)	Result (dBuV/m)	Limit (dBuV/m)	Ant.Pos (cm)	Tab.Pos (deg.)	Margin (dB)	Comment
*	17235.000	27.76	peak	21.32	49.08	74.00	100	90	-24.92	



Radiated Emission Measurement

Operator: Leon

File :3

Data :#5

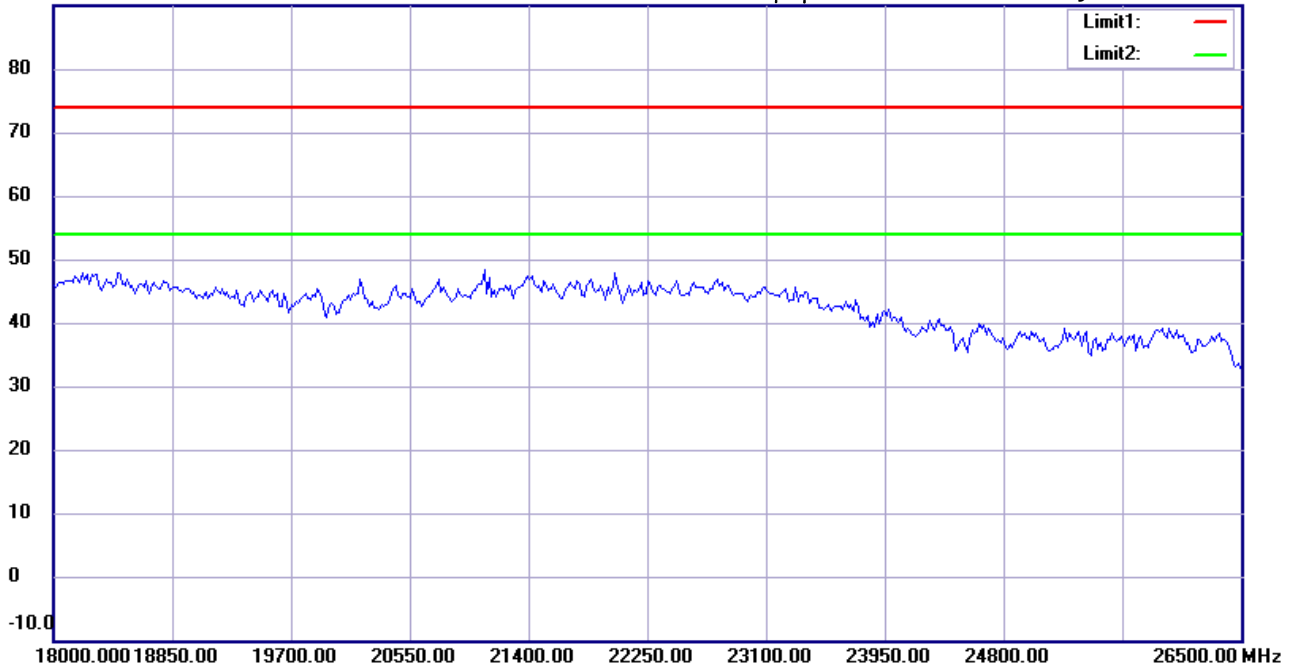
Date: 2015/12/30

Temperature:24 °C

90.0 dBuV/m

Time: 下午 10:18:41

Humidity:60 %



Site : Chamber

Condition : FCC_part 15E RE_Above 1GHz_PK

EUT : W6M21512-15493

M/N:

Test Mode : TX 802.11n 20M CH149

Note :

Polarization: *Horizontal*

Power : 10.8 Vd.c.

Distance: 3m

Mk.	Frequency (MHz)	Reading (dBuV)	Detector	Corr. factor (dB/m)	Result (dBuV/m)	Limit (dBuV/m)	Ant.Pos (cm)	Tab.Pos (deg.)	Margin (dB)	Comment
-----	-----------------	----------------	----------	---------------------	-----------------	----------------	--------------	----------------	-------------	---------



Radiated Emission Measurement

Operator: Leon

File :3

Data :#11

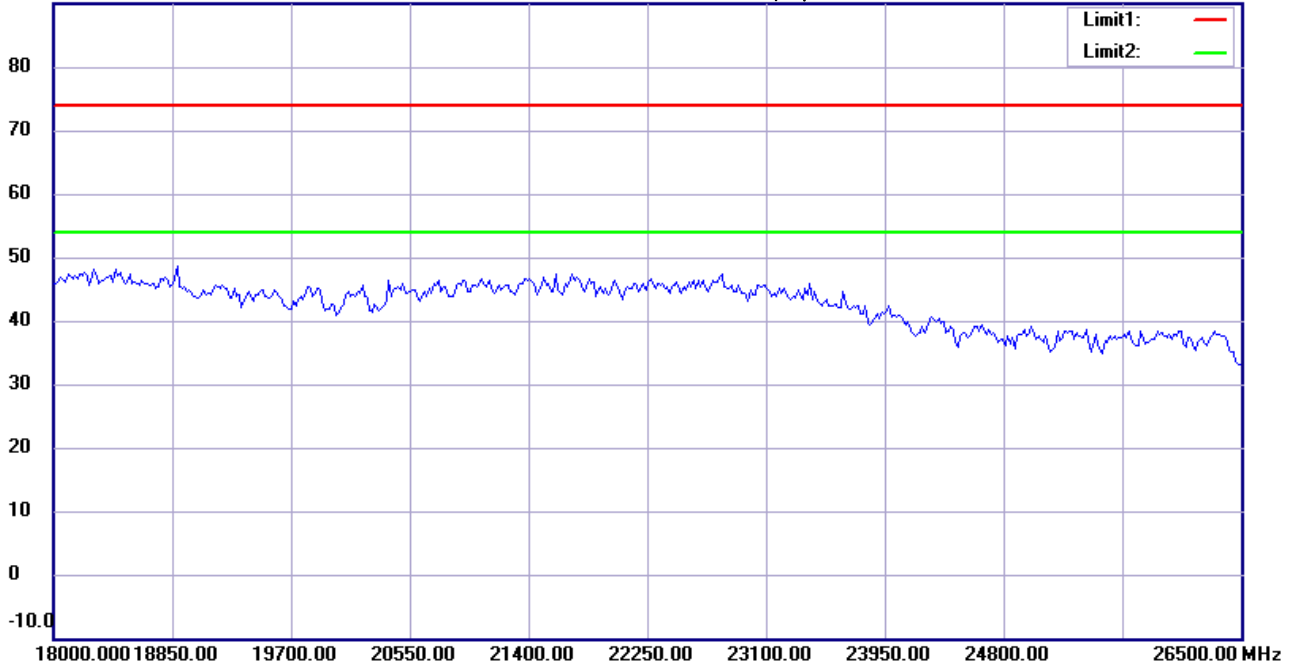
Date: 2015/12/30

Temperature:24 °C

90.0 dBuV/m

Time: 下午 10:22:55

Humidity:60 %



Site : Chamber

Condition : FCC_part 15E RE_Above 1GHz_PK

EUT : W6M21512-15493

M/N:

Test Mode : TX 802.11n 20M CH149

Note :

Polarization: *Vertical*

Power : 10.8 Vd.c.

Distance: 3m

Mk.	Frequency (MHz)	Reading (dBuV)	Detector	Corr. factor (dB/m)	Result (dBuV/m)	Limit (dBuV/m)	Ant.Pos (cm)	Tab.Pos (deg.)	Margin (dB)	Comment
-----	-----------------	----------------	----------	---------------------	-----------------	----------------	--------------	----------------	-------------	---------



Radiated Emission Measurement

Operator: Leon

File :3

Data :#6

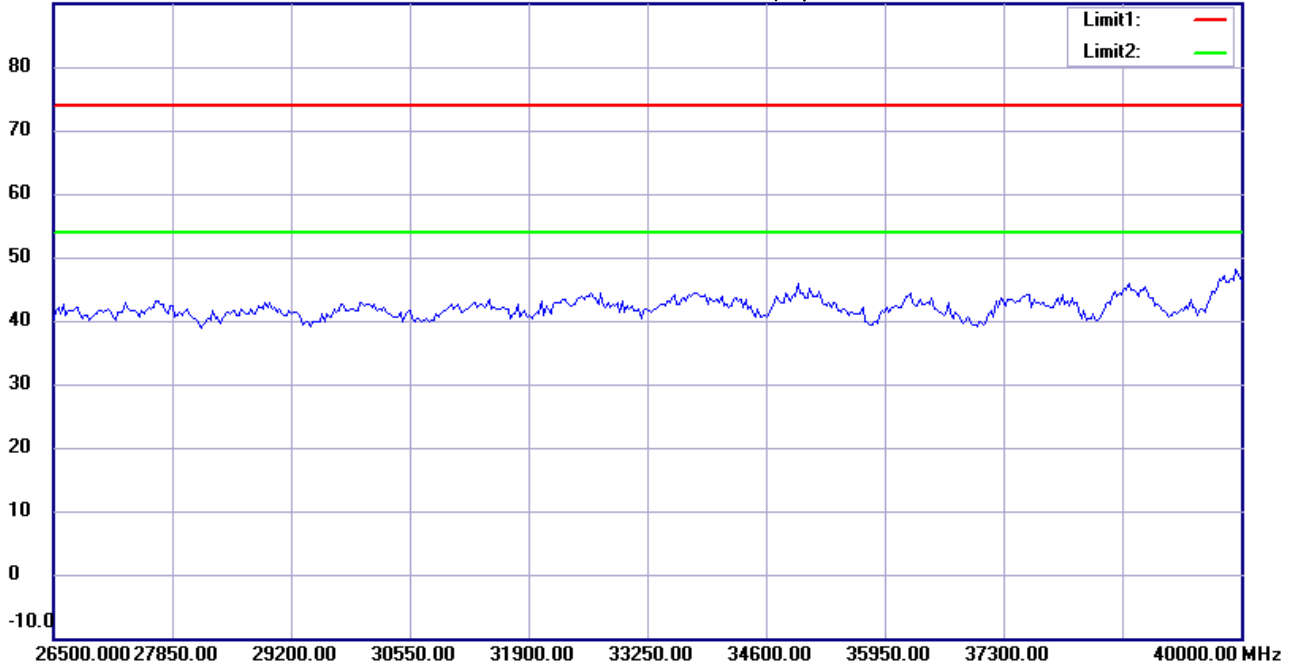
Date: 2015/12/30

Temperature:24 °C

90.0 dBuV/m

Time: 下午 10:18:51

Humidity:60 %



Site : Chamber

Condition : FCC_part 15E RE_Above 1GHz_PK

EUT : W6M21512-15493

M/N:

Test Mode : TX 802.11n 20M CH149

Note :

Polarization: *Horizontal*

Power : 10.8 Vd.c.

Distance: 3m

Mk.	Frequency (MHz)	Reading (dBuV)	Detector	Corr. factor (dB/m)	Result (dBuV/m)	Limit (dBuV/m)	Ant.Pos (cm)	Tab.Pos (deg.)	Margin (dB)	Comment
-----	-----------------	----------------	----------	---------------------	-----------------	----------------	--------------	----------------	-------------	---------



Radiated Emission Measurement

Operator: Leon

File :3

Data :#12

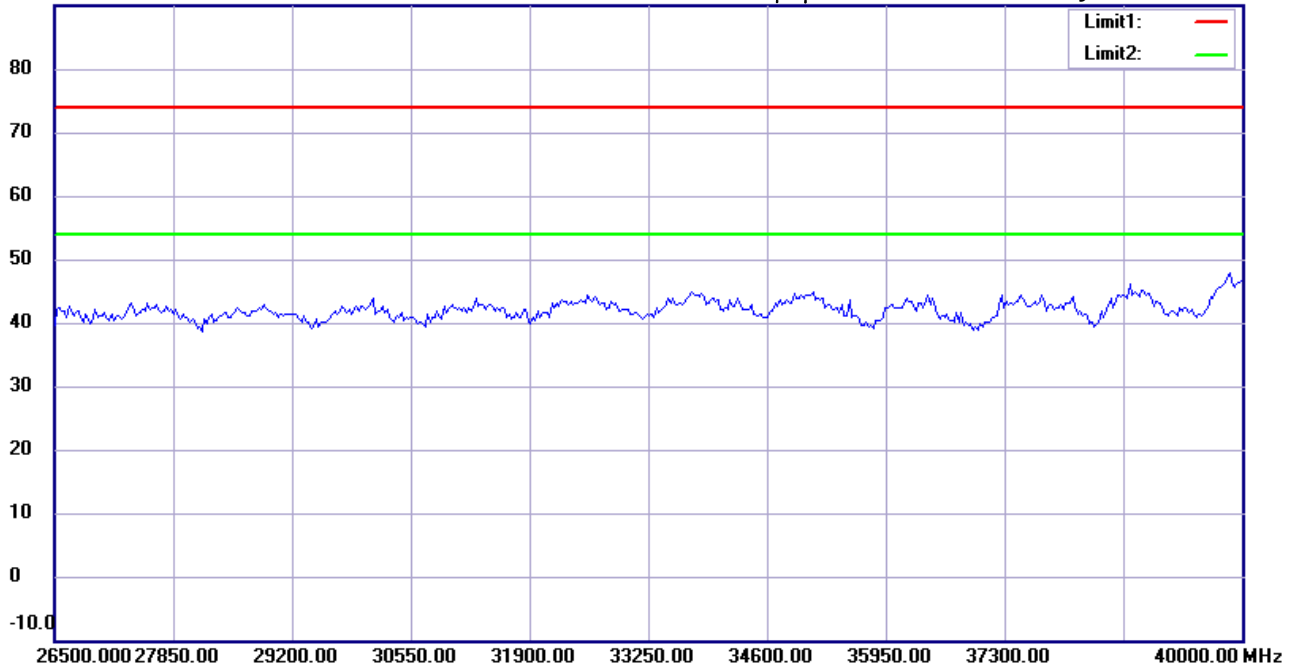
Date: 2015/12/30

Temperature:24 °C

90.0 dBuV/m

Time: 下午 10:23:05

Humidity:60 %



Site : Chamber

Condition : FCC_part 15E RE_Above 1GHz_PK

EUT : W6M21512-15493

M/N:

Test Mode : TX 802.11n 20M CH149

Note :

Polarization: *Vertical*

Power : 10.8 Vd.c.

Distance: 3m

Mk.	Frequency (MHz)	Reading (dBuV)	Detector	Corr. factor (dB/m)	Result (dBuV/m)	Limit (dBuV/m)	Ant.Pos (cm)	Tab.Pos (deg.)	Margin (dB)	Comment
-----	-----------------	----------------	----------	---------------------	-----------------	----------------	--------------	----------------	-------------	---------



Radiated Emission Measurement

Operator: Leon

File :1

Data :#1

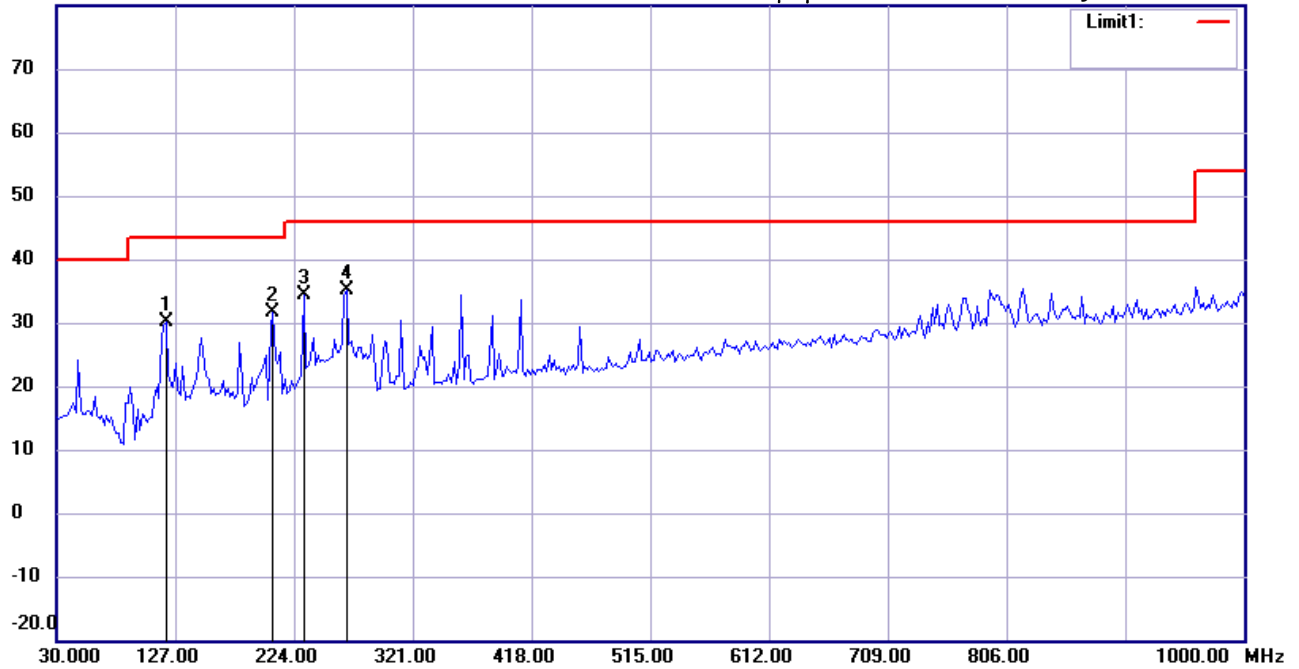
Date: 2016/1/23

Temperature:24 °C

80.0 dBuV/m

Time: 下午 05:56:05

Humidity:60 %



Site : Chamber

Condition : FCC_part 15 RE-Class E_30-1000MHz

Polarization: *Horizontal*

EUT : W6M21512-15493

Power : 10.8 Vd.c.

M/N:

Distance: 3m

Test Mode : TX 802.11n 20M CH157

Note :

Mk.	Frequency (MHz)	Reading (dBuV)	Detector	Corr. factor (dB/m)	Result (dBuV/m)	Limit (dBuV/m)	Ant.Pos (cm)	Tab.Pos (deg.)	Margin (dB)	Comment
	119.4188	16.44	peak	13.62	30.06	43.50	100	235	-13.44	
	206.8937	18.94	peak	12.62	31.56	43.50	100	95	-11.94	
	232.1642	20.58	peak	13.83	34.41	46.00	100	260	-11.59	
*	267.1542	20.38	peak	14.84	35.22	46.00	100	170	-10.78	



Radiated Emission Measurement

Operator: Leon

File :1

Data :#2

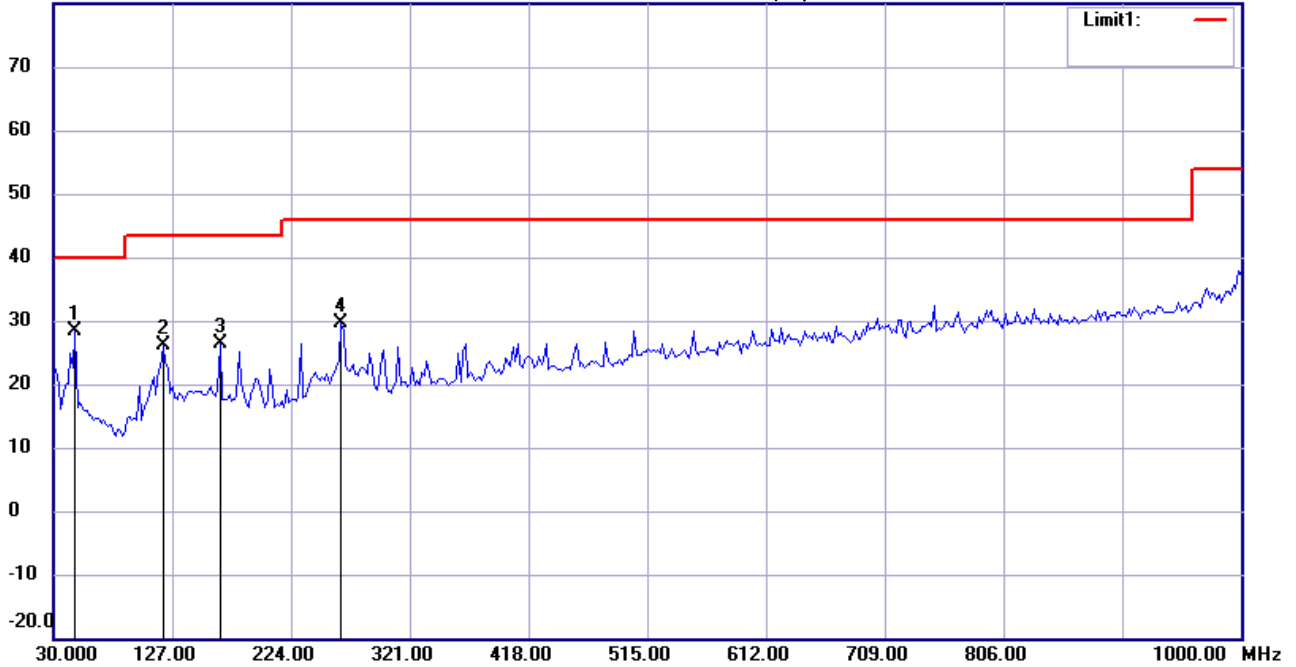
Date: 2016/1/23

Temperature:24 °C

80.0 dBuV/m

Time: 下午 05:56:51

Humidity:60 %



Site : Chamber

Condition : FCC_part 15 RE-Class E_30-1000MHz

Polarization: *Vertical*

EUT : W6M21512-15493

Power : 10.8 Vd.c.

M/N:

Distance: 3m

Test Mode : TX 802.11n 20M CH157

Note :

Mk.	Frequency (MHz)	Reading (dBuV)	Detector	Corr. factor (dB/m)	Result (dBuV/m)	Limit (dBuV/m)	Ant.Pos (cm)	Tab.Pos (deg.)	Margin (dB)	Comment
*	47.4950	14.23	peak	14.09	28.32	40.00	100	50	-11.68	
	119.4188	12.52	peak	13.62	26.14	43.50	100	185	-17.36	
	166.0721	11.40	peak	15.04	26.44	43.50	100	240	-17.06	
	265.2104	14.83	peak	14.76	29.59	46.00	100	275	-16.41	



Radiated Emission Measurement

Operator: Leon

File :3

Data :#1

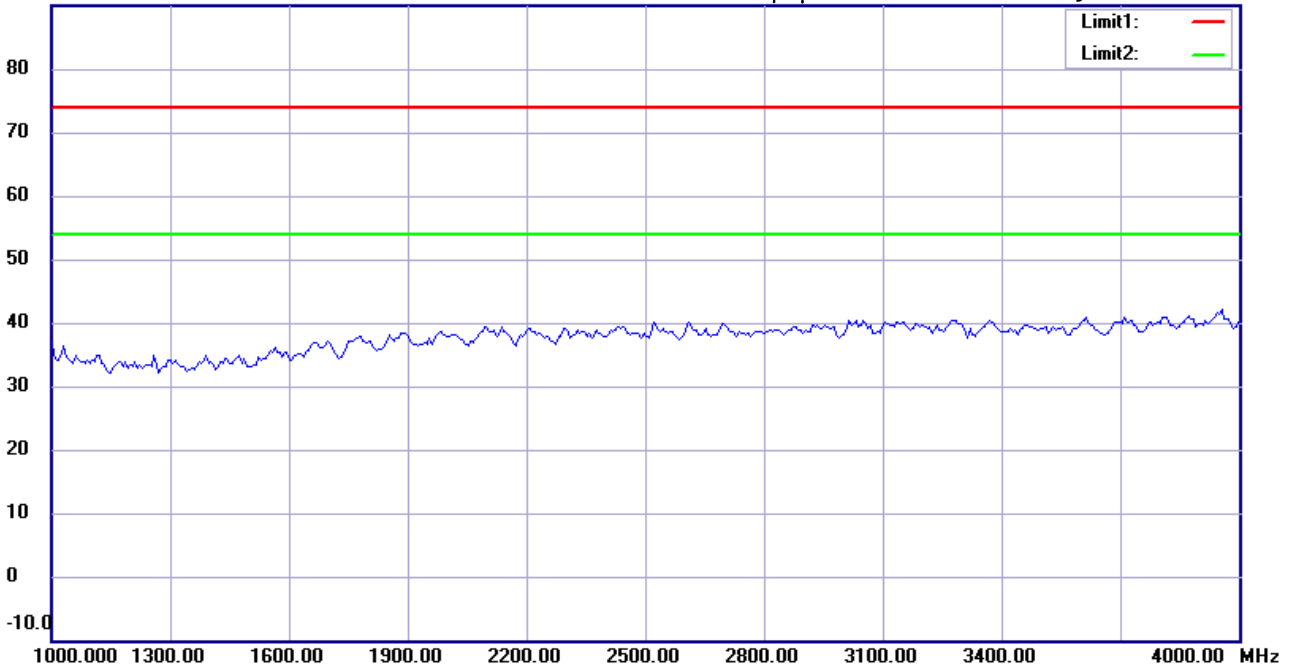
Date: 2015/12/30

Temperature:24 °C

90.0 dBuV/m

Time: 下午 10:26:18

Humidity:60 %



Site : Chamber

Condition : FCC_part 15E RE_Above 1GHz_PK

EUT : W6M21512-15493

M/N:

Test Mode : TX 802.11n 20M CH157

Note :

Polarization: *Horizontal*

Power : 10.8 Vd.c.

Distance: 3m

Mk.	Frequency (MHz)	Reading (dBuV)	Detector	Corr. factor (dB/m)	Result (dBuV/m)	Limit (dBuV/m)	Ant.Pos (cm)	Tab.Pos (deg.)	Margin (dB)	Comment
-----	-----------------	----------------	----------	---------------------	-----------------	----------------	--------------	----------------	-------------	---------



Radiated Emission Measurement

Operator: Leon

File :3

Data :#7

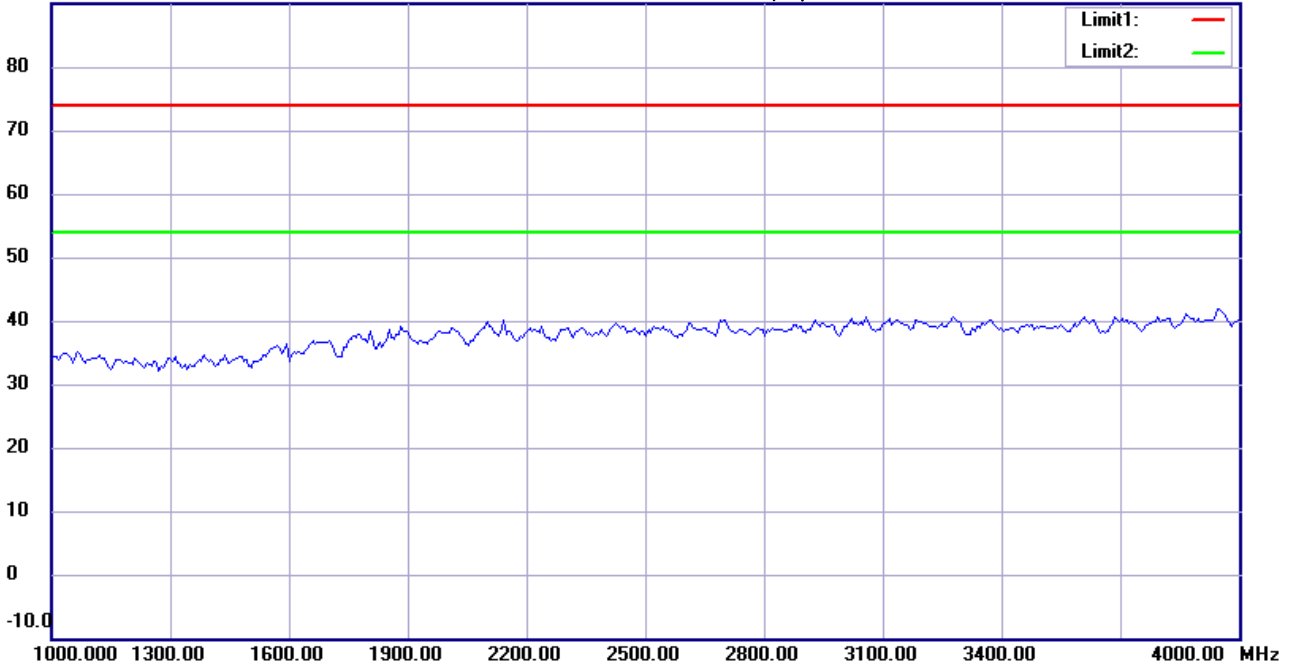
Date: 2015/12/30

Temperature:24 °C

90.0 dBuV/m

Time: 下午 10:30:22

Humidity:60 %



Site : Chamber

Condition : FCC_part 15E RE_Above 1GHz_PK

EUT : W6M21512-15493

M/N:

Test Mode : TX 802.11n 20M CH157

Note :

Polarization: *Vertical*

Power : 10.8 Vd.c.

Distance: 3m

Mk.	Frequency (MHz)	Reading (dBuV)	Detector	Corr. factor (dB/m)	Result (dBuV/m)	Limit (dBuV/m)	Ant.Pos (cm)	Tab.Pos (deg.)	Margin (dB)	Comment
-----	-----------------	----------------	----------	---------------------	-----------------	----------------	--------------	----------------	-------------	---------



Radiated Emission Measurement

Operator: Leon

File :3

Data :#2

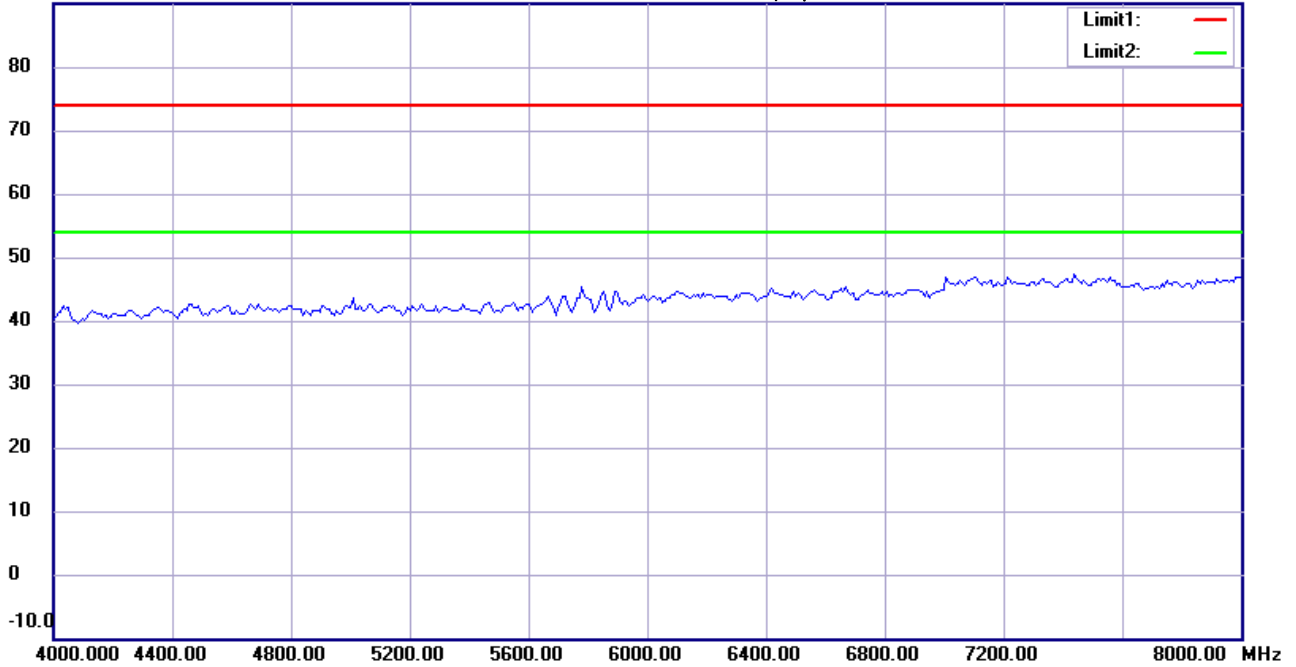
Date: 2015/12/30

Temperature:24 °C

90.0 dBuV/m

Time: 下午 10:27:05

Humidity:60 %



Site : Chamber

Condition : FCC_part 15E RE_Above 1GHz_PK

EUT : W6M21512-15493

M/N:

Test Mode : TX 802.11n 20M CH157

Note :

Polarization: *Horizontal*

Power : 10.8 Vd.c.

Distance: 3m

Mk.	Frequency (MHz)	Reading (dBuV)	Detector	Corr. factor (dB/m)	Result (dBuV/m)	Limit (dBuV/m)	Ant.Pos (cm)	Tab.Pos (deg.)	Margin (dB)	Comment
-----	-----------------	----------------	----------	---------------------	-----------------	----------------	--------------	----------------	-------------	---------



Radiated Emission Measurement

Operator: Leon

File :3

Data :#8

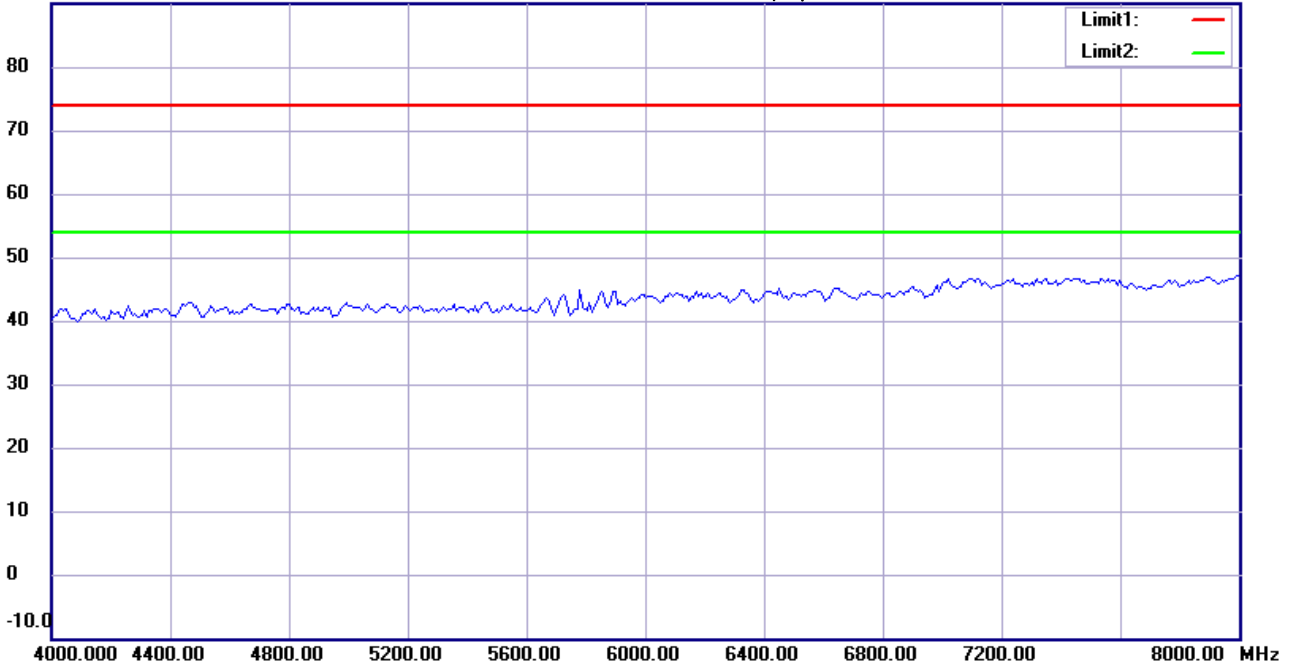
Date: 2015/12/30

Temperature:24 °C

90.0 dBuV/m

Time: 下午 10:31:09

Humidity:60 %



Site : Chamber

Condition : FCC_part 15E RE_Above 1GHz_PK

EUT : W6M21512-15493

M/N:

Test Mode : TX 802.11n 20M CH157

Note :

Polarization: *Vertical*

Power : 10.8 Vd.c.

Distance: 3m

Mk.	Frequency (MHz)	Reading (dBuV)	Detector	Corr. factor (dB/m)	Result (dBuV/m)	Limit (dBuV/m)	Ant.Pos (cm)	Tab.Pos (deg.)	Margin (dB)	Comment
-----	-----------------	----------------	----------	---------------------	-----------------	----------------	--------------	----------------	-------------	---------



Radiated Emission Measurement

Operator: Leon

File :3

Data :#3

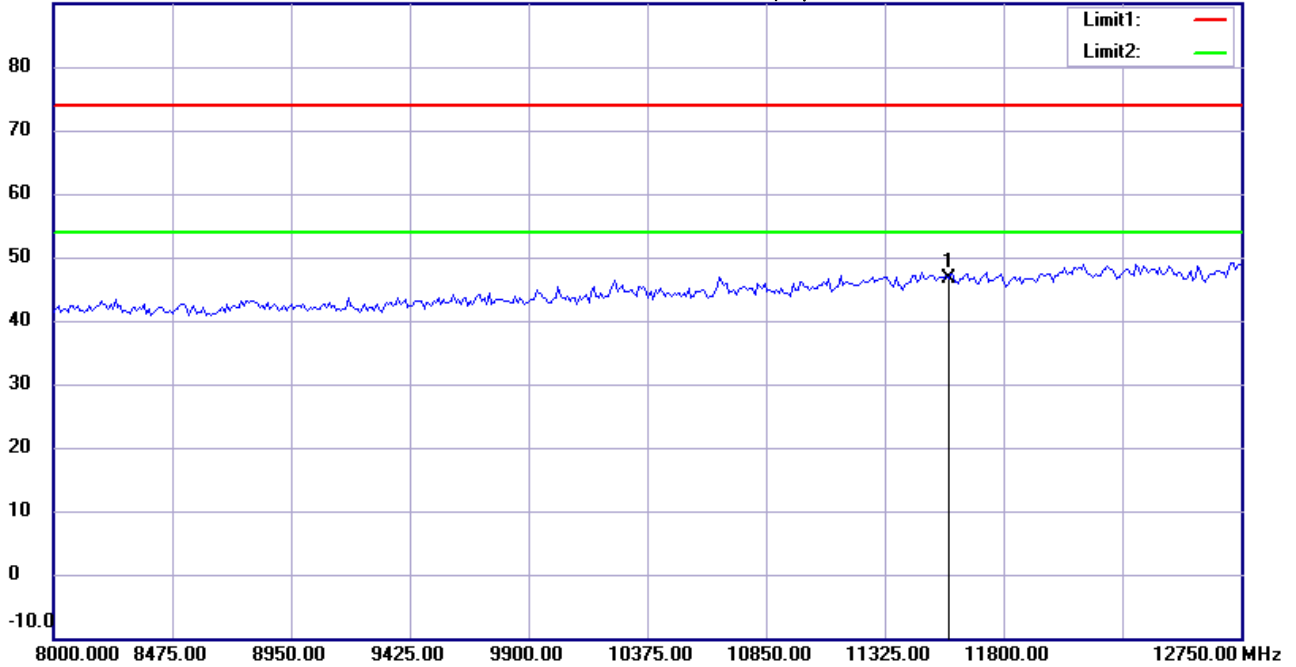
Date: 2015/12/30

Temperature:24 °C

90.0 dBuV/m

Time: 下午 10:27:54

Humidity:60 %



Site : Chamber

Condition : FCC_part 15E RE_Above 1GHz_PK

Polarization: *Horizontal*

EUT : W6M21512-15493

Power : 10.8 Vd.c.

M/N:

Distance: 3m

Test Mode : TX 802.11n 20M CH157

Note :

Mk.	Frequency (MHz)	Reading (dBuV)	Detector	Corr. factor (dB/m)	Result (dBuV/m)	Limit (dBuV/m)	Ant.Pos (cm)	Tab.Pos (deg.)	Margin (dB)	Comment
*	11570.000	34.45	peak	12.09	46.54	74.00	100	235	-27.46	



Radiated Emission Measurement

Operator: Leon

File :3

Data :#9

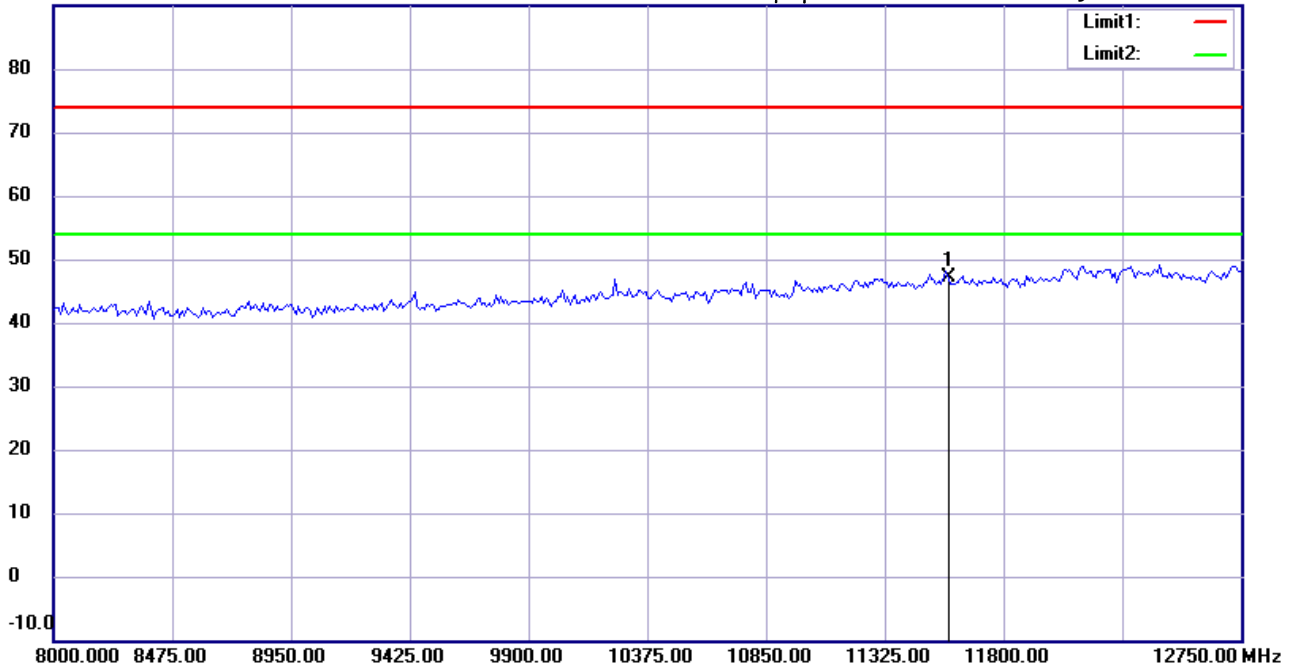
Date: 2015/12/30

Temperature:24 °C

90.0 dBuV/m

Time: 下午 10:32:30

Humidity:60 %



Site : Chamber

Condition : FCC_part 15E RE_Above 1GHz_PK

Polarization: *Vertical*

EUT : W6M21512-15493

Power : 10.8 Vd.c.

M/N:

Distance: 3m

Test Mode : TX 802.11n 20M CH157

Note :

Mk.	Frequency (MHz)	Reading (dBuV)	Detector	Corr. factor (dB/m)	Result (dBuV/m)	Limit (dBuV/m)	Ant.Pos (cm)	Tab.Pos (deg.)	Margin (dB)	Comment
*	11570.000	35.03	peak	12.09	47.12	74.00	100	210	-26.88	



Radiated Emission Measurement

Operator: Leon

File :3

Data :#4

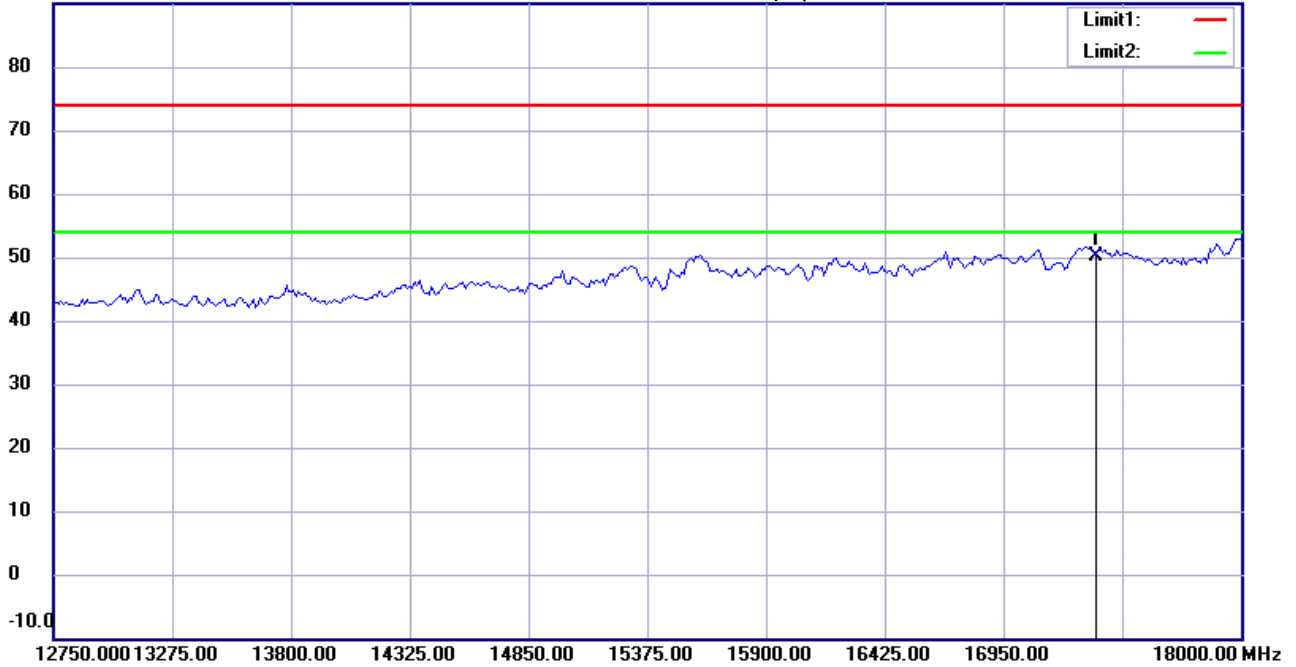
Date: 2015/12/30

Temperature:24 °C

90.0 dBuV/m

Time: 下午 10:28:48

Humidity:60 %



Site : Chamber

Condition : FCC_part 15E RE_Above 1GHz_PK

Polarization: *Horizontal*

EUT : W6M21512-15493

Power : 10.8 Vd.c.

M/N:

Distance: 3m

Test Mode : TX 802.11n 20M CH157

Note :

Mk.	Frequency (MHz)	Reading (dBuV)	Detector	Corr. factor (dB/m)	Result (dBuV/m)	Limit (dBuV/m)	Ant.Pos (cm)	Tab.Pos (deg.)	Margin (dB)	Comment
*	17355.000	27.60	peak	22.63	50.23	74.00	100	90	-23.77	



Radiated Emission Measurement

Operator: Leon

File :3

Data :#10

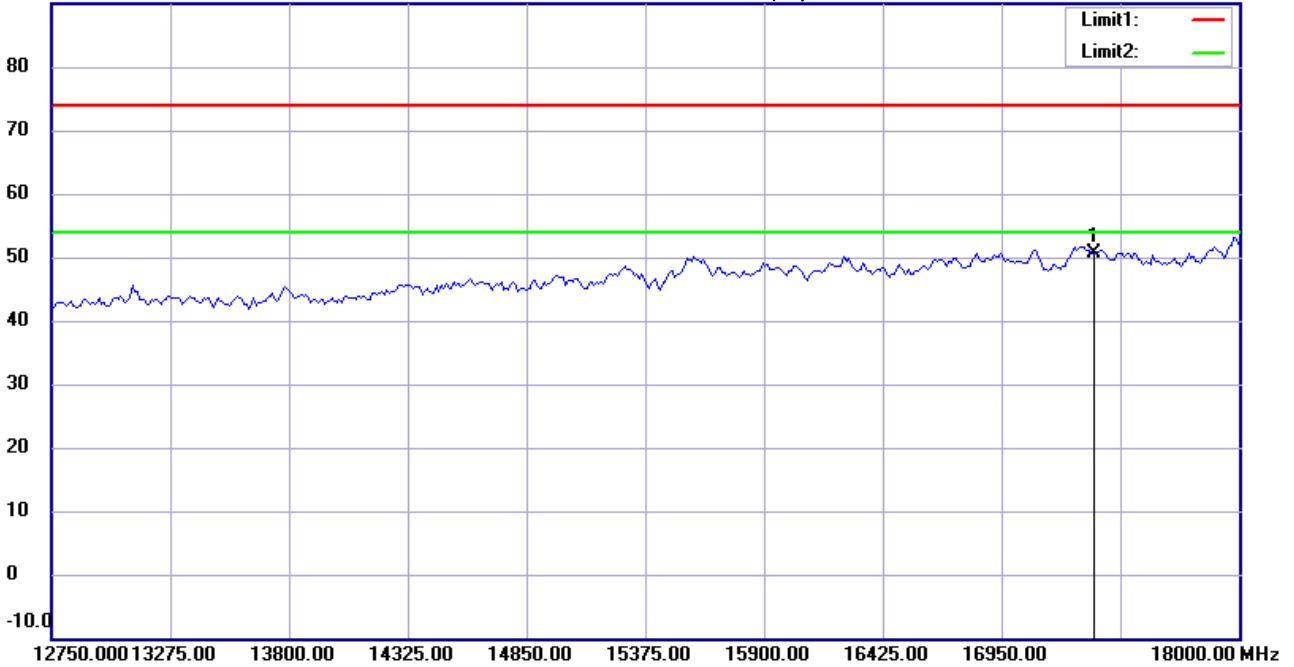
Date: 2015/12/30

Temperature:24 °C

90.0 dBuV/m

Time: 下午 10:33:25

Humidity:60 %



Site : Chamber

Condition : FCC_part 15E RE_Above 1GHz_PK

EUT : W6M21512-15493

M/N:

Test Mode : TX 802.11n 20M CH157

Note :

Polarization: *Vertical*

Power : 10.8 Vd.c.

Distance: 3m

Mk.	Frequency (MHz)	Reading (dBuV)	Detector	Corr. factor (dB/m)	Result (dBuV/m)	Limit (dBuV/m)	Ant.Pos (cm)	Tab.Pos (deg.)	Margin (dB)	Comment
*	17355.000	28.10	peak	22.63	50.73	74.00	100	160	-23.27	



Radiated Emission Measurement

Operator: Leon

File :3

Data :#5

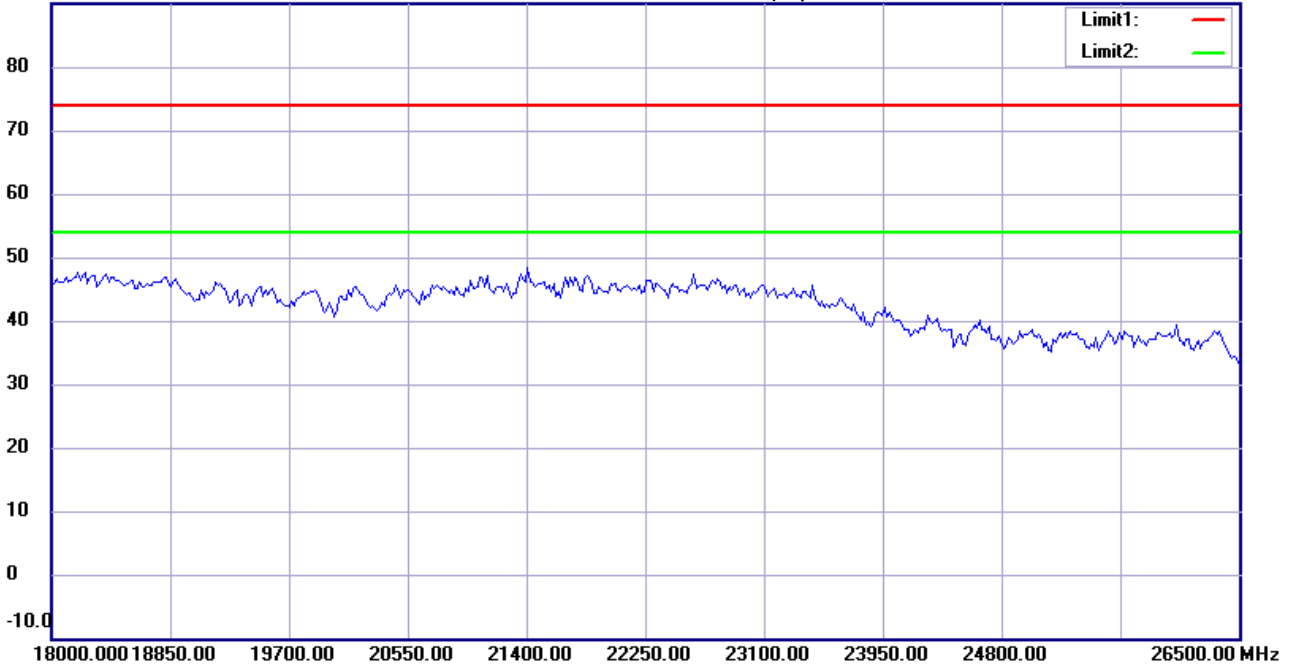
Date: 2015/12/30

Temperature:24 °C

90.0 dBuV/m

Time: 下午 10:28:58

Humidity:60 %



Site : Chamber

Condition : FCC_part 15E RE_Above 1GHz_PK

EUT : W6M21512-15493

M/N:

Test Mode : TX 802.11n 20M CH157

Note :

Polarization: *Horizontal*

Power : 10.8 Vd.c.

Distance: 3m

Mk.	Frequency (MHz)	Reading (dBuV)	Detector	Corr. factor (dB/m)	Result (dBuV/m)	Limit (dBuV/m)	Ant.Pos (cm)	Tab.Pos (deg.)	Margin (dB)	Comment
-----	-----------------	----------------	----------	---------------------	-----------------	----------------	--------------	----------------	-------------	---------



Radiated Emission Measurement

Operator: Leon

File :3

Data :#11

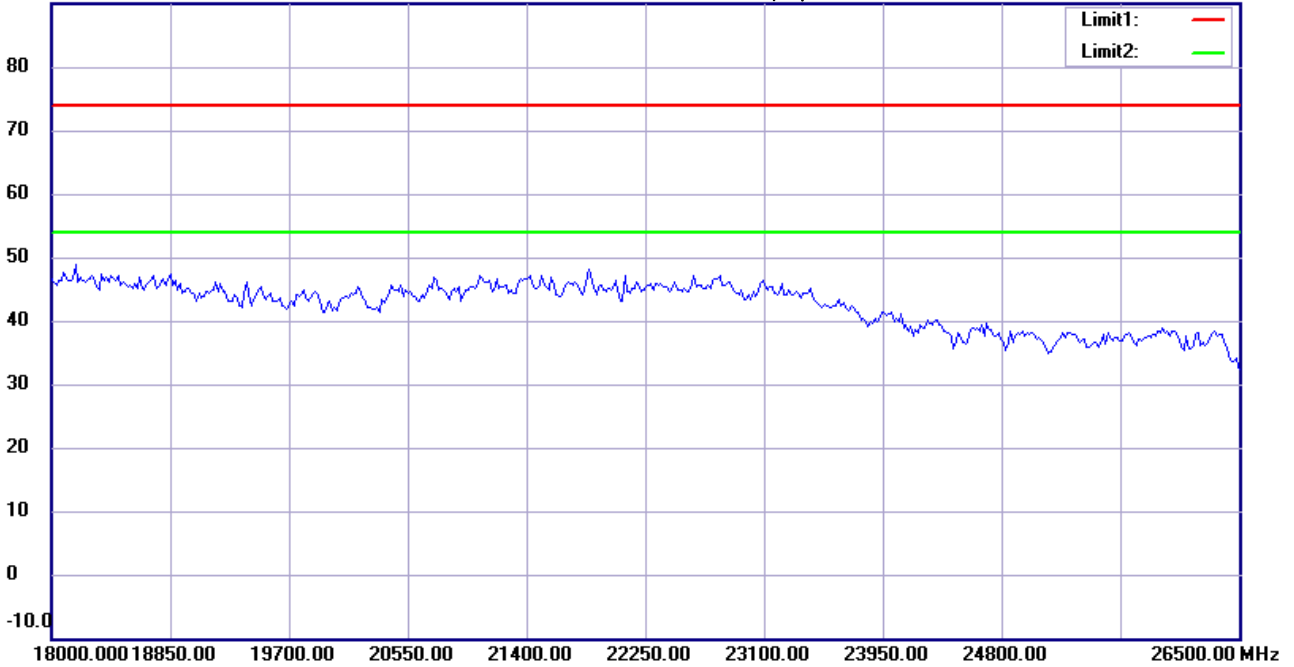
Date: 2015/12/30

Temperature:24 °C

90.0 dBuV/m

Time: 下午 10:33:35

Humidity:60 %



Site : Chamber

Condition : FCC_part 15E RE_Above 1GHz_PK

EUT : W6M21512-15493

M/N:

Test Mode : TX 802.11n 20M CH157

Note :

Polarization: *Vertical*

Power : 10.8 Vd.c.

Distance: 3m

Mk.	Frequency (MHz)	Reading (dBuV)	Detector	Corr. factor (dB/m)	Result (dBuV/m)	Limit (dBuV/m)	Ant.Pos (cm)	Tab.Pos (deg.)	Margin (dB)	Comment
-----	-----------------	----------------	----------	---------------------	-----------------	----------------	--------------	----------------	-------------	---------



Radiated Emission Measurement

Operator: Leon

File :3

Data :#6

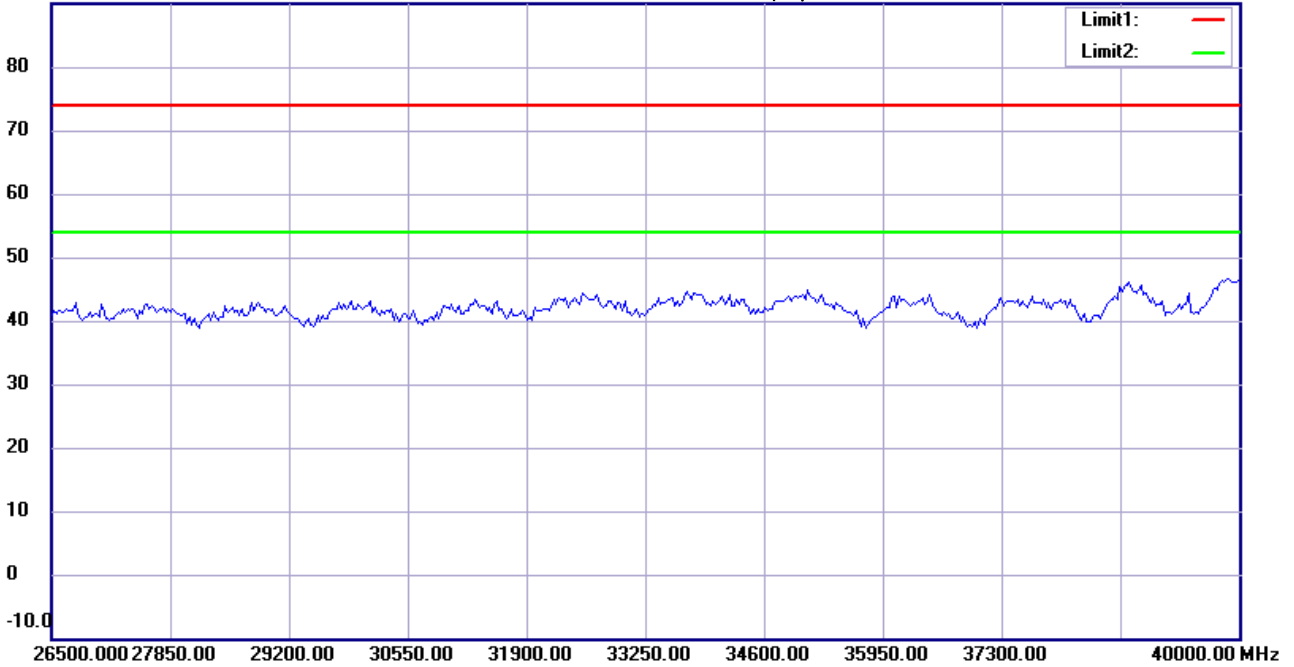
Date: 2015/12/30

Temperature:24 °C

90.0 dBuV/m

Time: 下午 10:29:08

Humidity:60 %



Site : Chamber

Condition : FCC_part 15E RE_Above 1GHz_PK

EUT : W6M21512-15493

M/N:

Test Mode : TX 802.11n 20M CH157

Note :

Polarization: *Horizontal*

Power : 10.8 Vd.c.

Distance: 3m

Mk.	Frequency (MHz)	Reading (dBuV)	Detector	Corr. factor (dB/m)	Result (dBuV/m)	Limit (dBuV/m)	Ant.Pos (cm)	Tab.Pos (deg.)	Margin (dB)	Comment
-----	-----------------	----------------	----------	---------------------	-----------------	----------------	--------------	----------------	-------------	---------



Radiated Emission Measurement

Operator: Leon

File :3

Data :#12

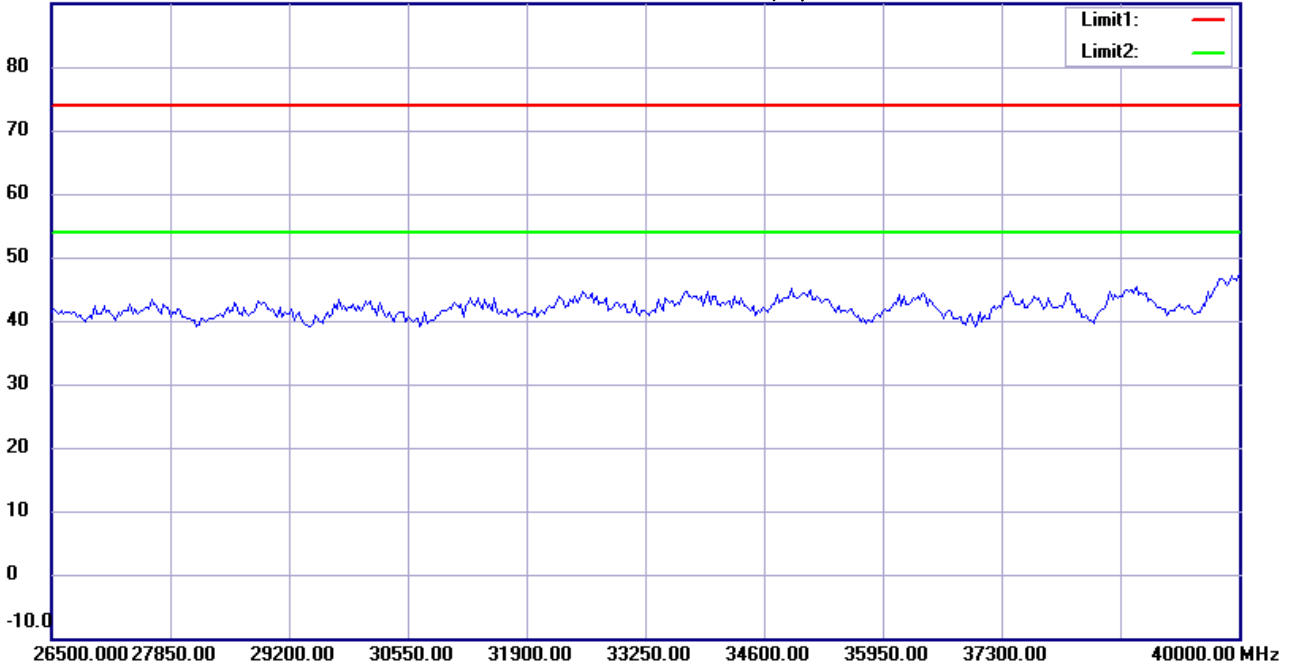
Date: 2015/12/30

Temperature:24 °C

90.0 dBuV/m

Time: 下午 10:33:46

Humidity:60 %



Site : Chamber

Condition : FCC_part 15E RE_Above 1GHz_PK

EUT : W6M21512-15493

M/N:

Test Mode : TX 802.11n 20M CH157

Note :

Polarization: *Vertical*

Power : 10.8 Vd.c.

Distance: 3m

Mk.	Frequency (MHz)	Reading (dBuV)	Detector	Corr. factor (dB/m)	Result (dBuV/m)	Limit (dBuV/m)	Ant.Pos (cm)	Tab.Pos (deg.)	Margin (dB)	Comment
-----	-----------------	----------------	----------	---------------------	-----------------	----------------	--------------	----------------	-------------	---------



Radiated Emission Measurement

Operator: Leon

File :1

Data :#1

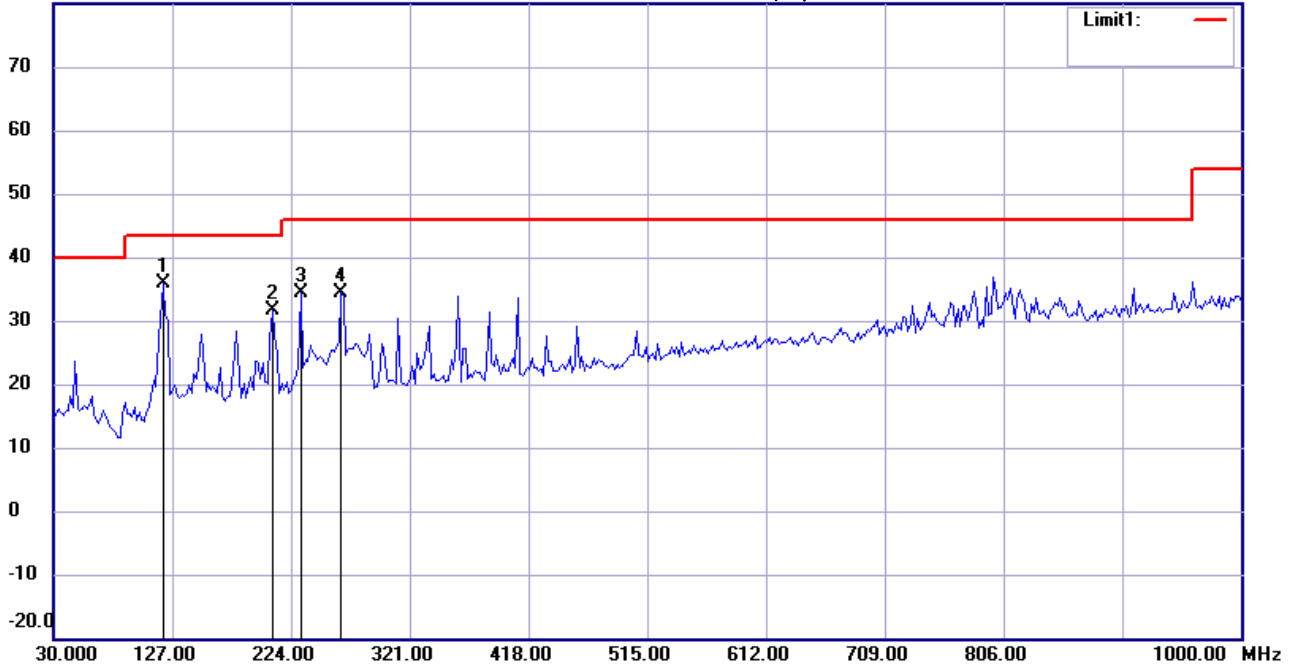
Date: 2016/1/23

Temperature:24 °C

80.0 dBuV/m

Time: 下午 06:00:15

Humidity:60 %



Site : Chamber

Condition : FCC_part 15 RE-Class E_30-1000MHz

Polarization: *Horizontal*

EUT : W6M21512-15493

Power : 10.8 Vd.c.

M/N:

Distance: 3m

Test Mode : TX 802.11n 20M CH165

Note :

Mk.	Frequency (MHz)	Reading (dBuV)	Detector	Corr. factor (dB/m)	Result (dBuV/m)	Limit (dBuV/m)	Ant.Pos (cm)	Tab.Pos (deg.)	Margin (dB)	Comment
*	119.4188	22.24	peak	13.62	35.86	43.50	100	220	-7.64	
	208.8377	18.96	peak	12.62	31.58	43.50	100	245	-11.92	
	232.1642	20.57	peak	13.83	34.40	46.00	100	95	-11.60	
	265.2102	19.63	peak	14.76	34.39	46.00	100	75	-11.61	



Radiated Emission Measurement

Operator: Leon

File :1

Data :#2

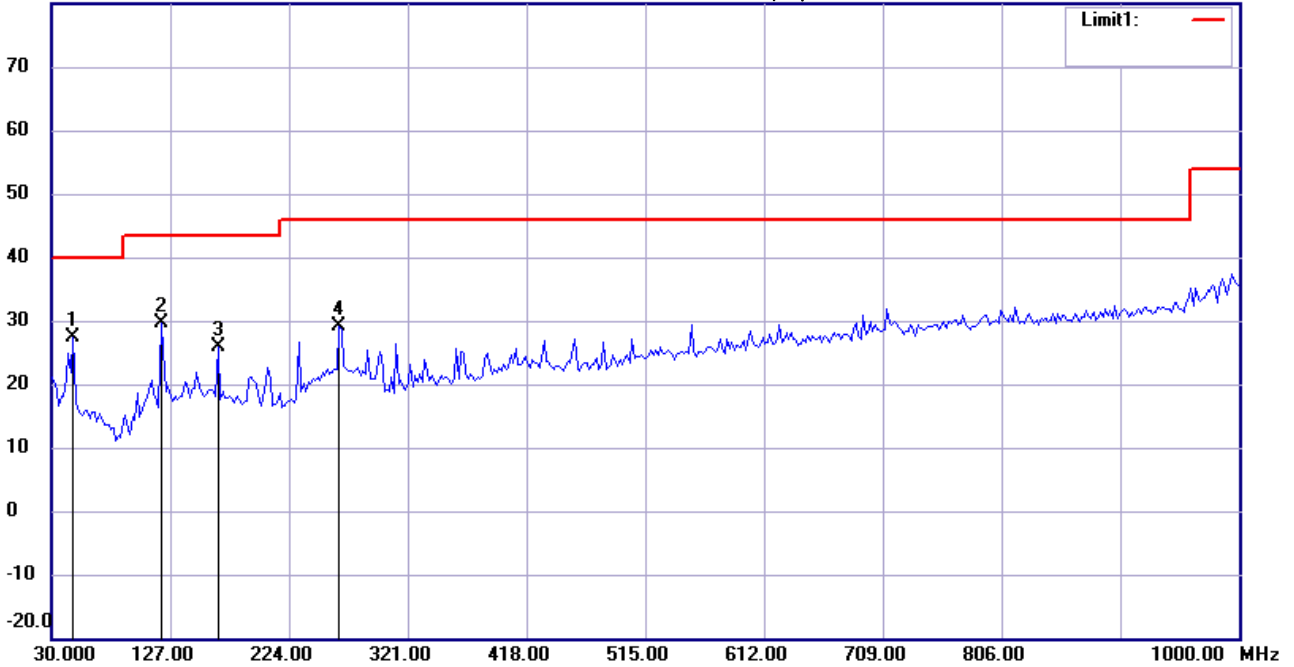
Date: 2016/1/23

Temperature:24 °C

80.0 dBuV/m

Time: 下午 06:01:01

Humidity:60 %



Site : Chamber

Condition : FCC_part 15 RE-Class E_30-1000MHz

Polarization: *Vertical*

EUT : W6M21512-15493

Power : 10.8 Vd.c.

M/N:

Distance: 3m

Test Mode : TX 802.11n 20M CH165

Note :

Mk.	Frequency (MHz)	Reading (dBuV)	Detector	Corr. factor (dB/m)	Result (dBuV/m)	Limit (dBuV/m)	Ant.Pos (cm)	Tab.Pos (deg.)	Margin (dB)	Comment
*	47.4950	13.41	peak	14.09	27.50	40.00	100	215	-12.50	
	119.4188	16.07	peak	13.62	29.69	43.50	100	170	-13.81	
	166.0721	10.76	peak	15.04	25.80	43.50	100	85	-17.70	
	265.2104	14.29	peak	14.76	29.05	46.00	100	130	-16.95	



Radiated Emission Measurement

Operator: Leon

File :3

Data :#1

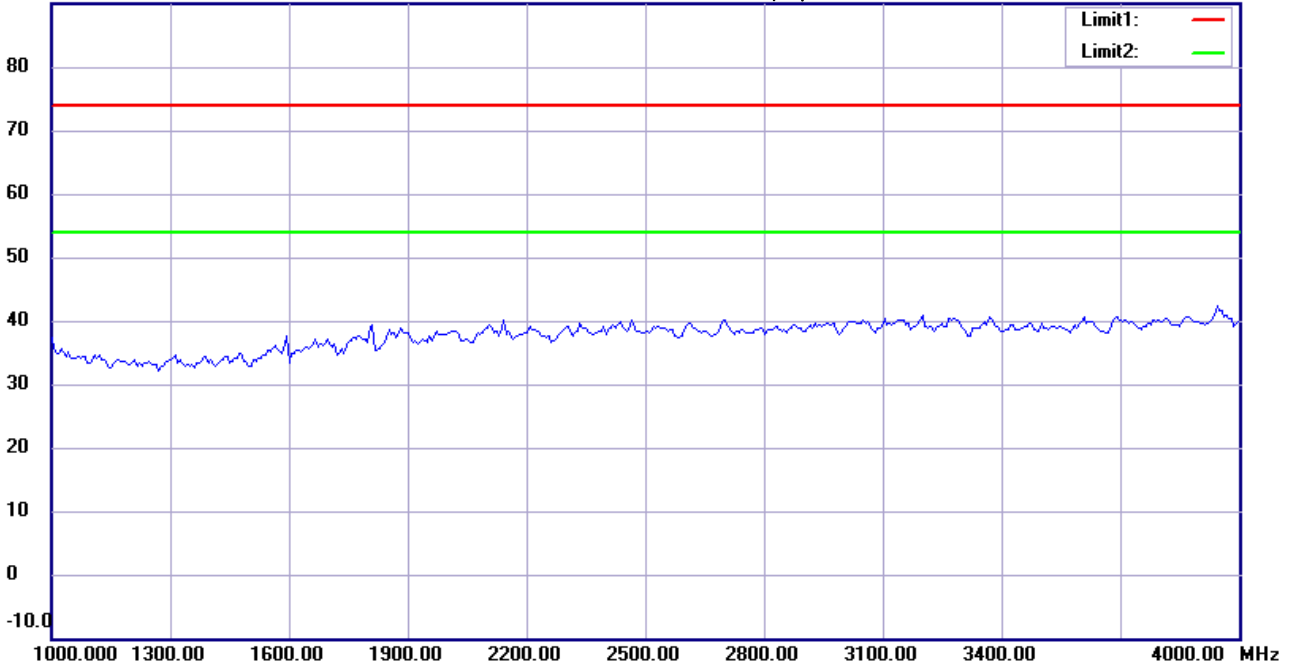
Date: 2015/12/30

Temperature:24 °C

90.0 dBuV/m

Time: 下午 10:37:25

Humidity:60 %



Site : Chamber

Condition : FCC_part 15E RE_Above 1GHz_PK

EUT : W6M21512-15493

M/N:

Test Mode : TX 802.11n 20M CH165

Note :

Polarization: *Horizontal*

Power : 10.8 Vd.c.

Distance: 3m

Mk.	Frequency (MHz)	Reading (dBuV)	Detector	Corr. factor (dB/m)	Result (dBuV/m)	Limit (dBuV/m)	Ant.Pos (cm)	Tab.Pos (deg.)	Margin (dB)	Comment
-----	-----------------	----------------	----------	---------------------	-----------------	----------------	--------------	----------------	-------------	---------



Radiated Emission Measurement

Operator: Leon

File :3

Data :#7

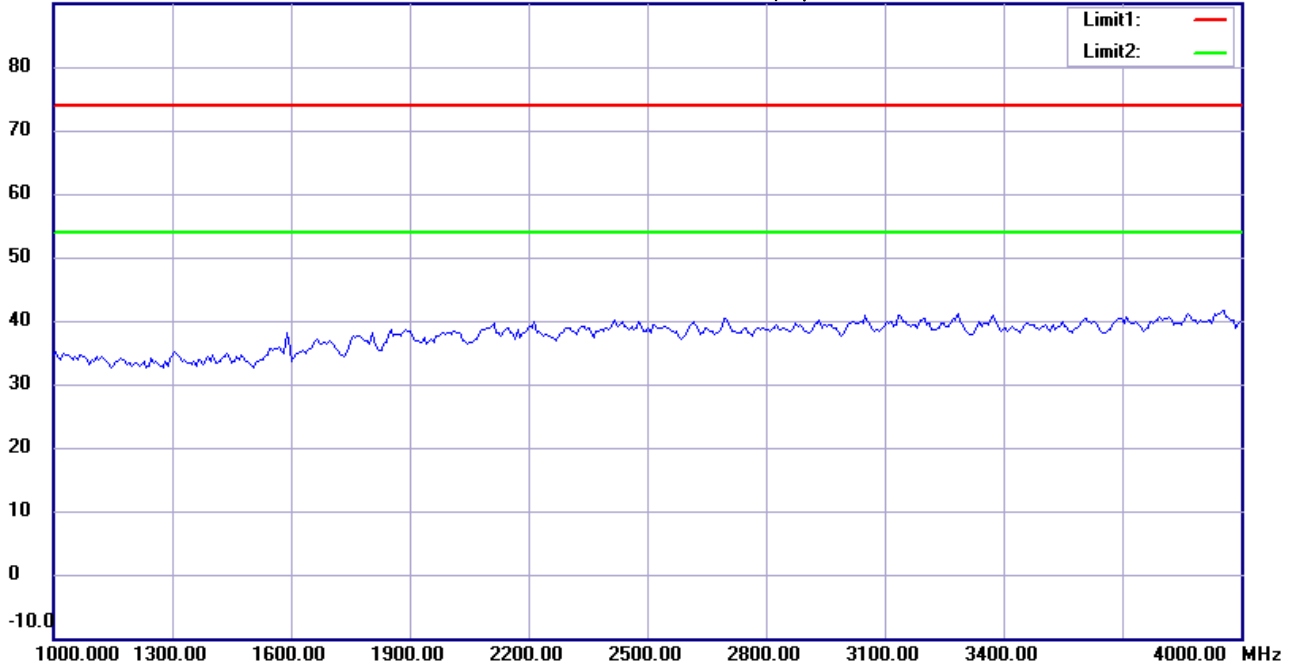
Date: 2015/12/30

Temperature:24 °C

90.0 dBuV/m

Time: 下午 10:42:43

Humidity:60 %



Site : Chamber

Condition : FCC_part 15E RE_Above 1GHz_PK

EUT : W6M21512-15493

M/N:

Test Mode : TX 802.11n 20M CH165

Note :

Polarization: *Vertical*

Power : 10.8 Vd.c.

Distance: 3m

Mk.	Frequency (MHz)	Reading (dBuV)	Detector	Corr. factor (dB/m)	Result (dBuV/m)	Limit (dBuV/m)	Ant.Pos (cm)	Tab.Pos (deg.)	Margin (dB)	Comment
-----	-----------------	----------------	----------	---------------------	-----------------	----------------	--------------	----------------	-------------	---------



Radiated Emission Measurement

Operator: Leon

File :3

Data :#2

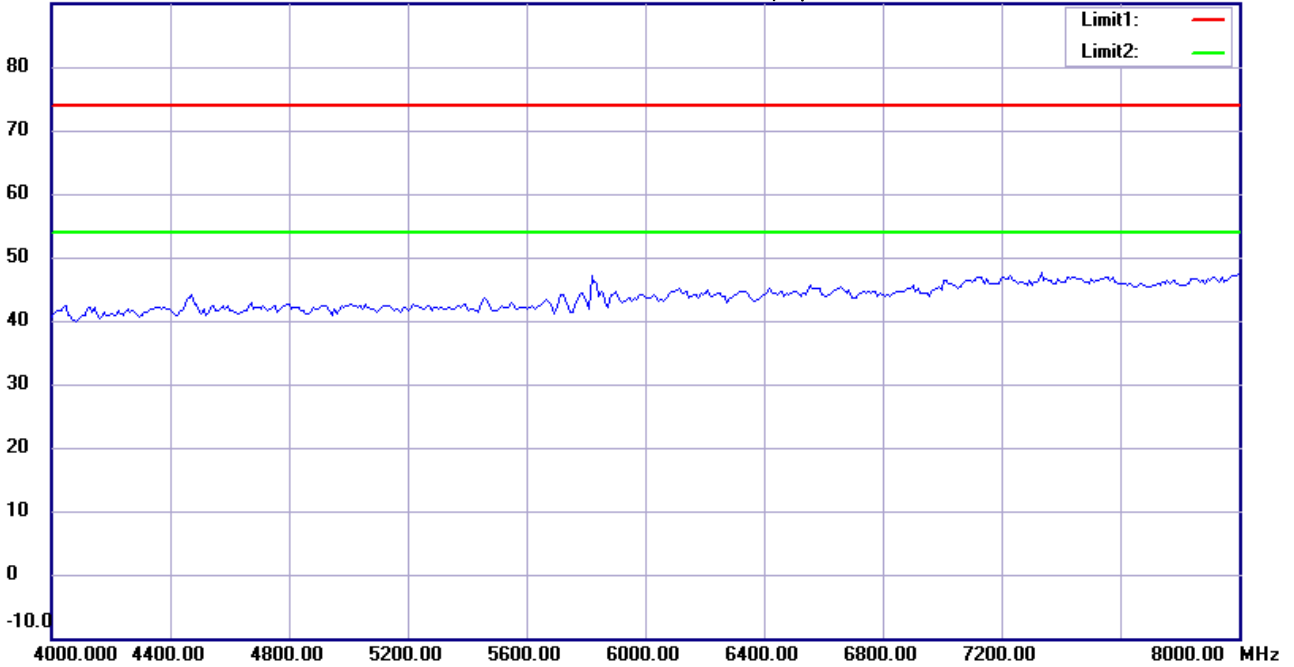
Date: 2015/12/30

Temperature:24 °C

90.0 dBuV/m

Time: 下午 10:39:17

Humidity:60 %



Site : Chamber

Condition : FCC_part 15E RE_Above 1GHz_PK

EUT : W6M21512-15493

M/N:

Test Mode : TX 802.11n 20M CH165

Note :

Polarization: *Horizontal*

Power : 10.8 Vd.c.

Distance: 3m

Mk.	Frequency (MHz)	Reading (dBuV)	Detector	Corr. factor (dB/m)	Result (dBuV/m)	Limit (dBuV/m)	Ant.Pos (cm)	Tab.Pos (deg.)	Margin (dB)	Comment
-----	-----------------	----------------	----------	---------------------	-----------------	----------------	--------------	----------------	-------------	---------



Radiated Emission Measurement

Operator: Leon

File :3

Data :#8

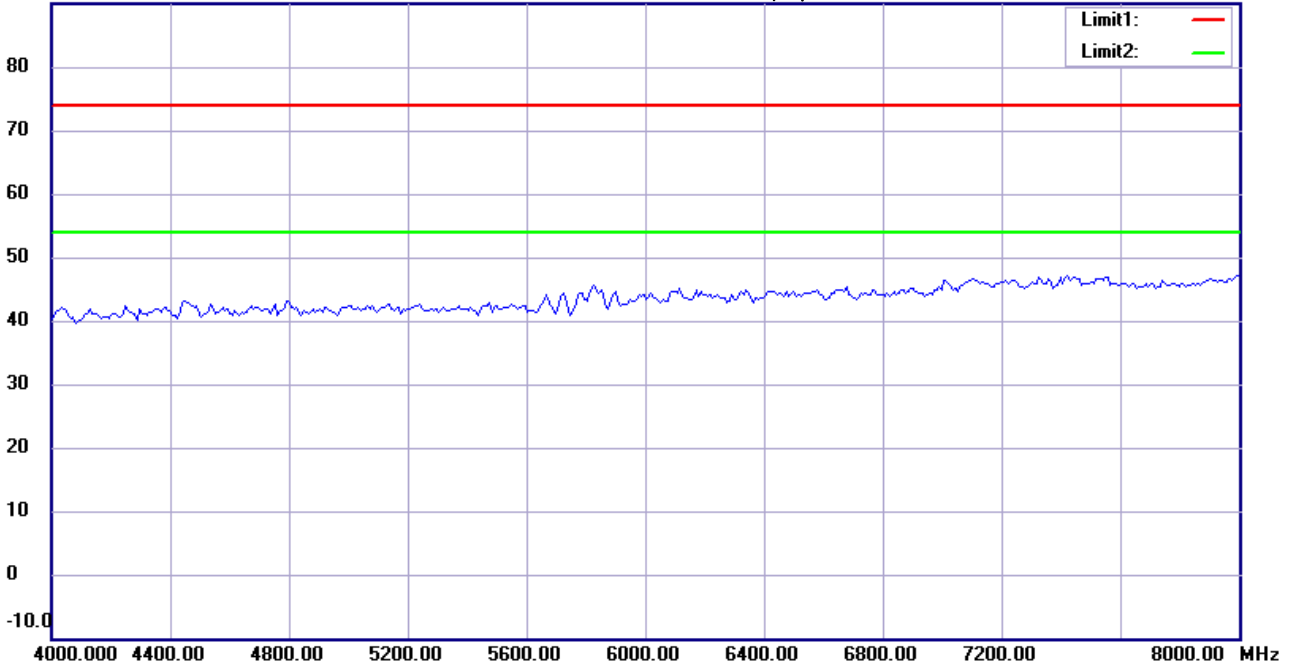
Date: 2015/12/30

Temperature:24 °C

90.0 dBuV/m

Time: 下午 10:43:29

Humidity:60 %



Site : Chamber

Condition : FCC_part 15E RE_Above 1GHz_PK

EUT : W6M21512-15493

M/N:

Test Mode : TX 802.11n 20M CH165

Note :

Polarization: *Vertical*

Power : 10.8 Vd.c.

Distance: 3m

Mk.	Frequency (MHz)	Reading (dBuV)	Detector	Corr. factor (dB/m)	Result (dBuV/m)	Limit (dBuV/m)	Ant.Pos (cm)	Tab.Pos (deg.)	Margin (dB)	Comment
-----	-----------------	----------------	----------	---------------------	-----------------	----------------	--------------	----------------	-------------	---------



Radiated Emission Measurement

Operator: Leon

File :3

Data :#3

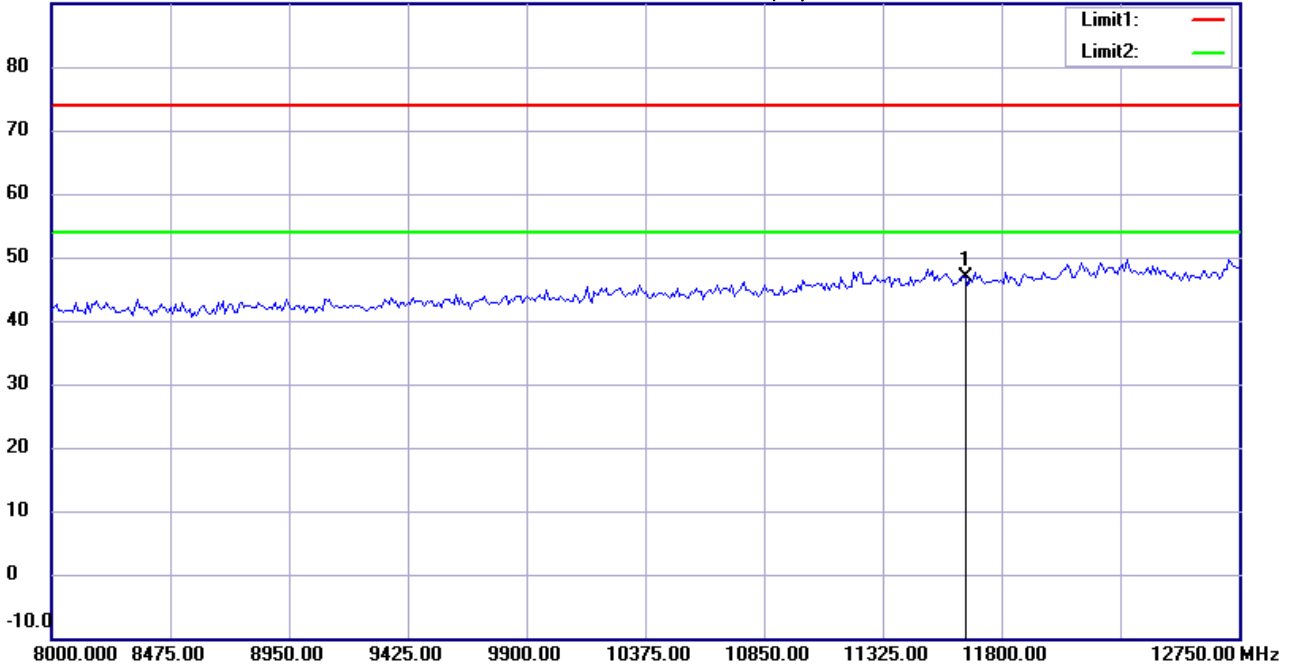
Date: 2015/12/30

Temperature:24 °C

90.0 dBuV/m

Time: 下午 10:40:06

Humidity:60 %



Site : Chamber

Condition : FCC_part 15E RE_Above 1GHz_PK

EUT : W6M21512-15493

M/N:

Test Mode : TX 802.11n 20M CH165

Note :

Polarization: *Horizontal*

Power : 10.8 Vd.c.

Distance: 3m

Mk.	Frequency (MHz)	Reading (dBuV)	Detector	Corr. factor (dB/m)	Result (dBuV/m)	Limit (dBuV/m)	Ant.Pos (cm)	Tab.Pos (deg.)	Margin (dB)	Comment
*	11650.000	35.01	peak	11.92	46.93	74.00	100	175	-27.07	



Radiated Emission Measurement

Operator: Leon

File :3

Data :#9

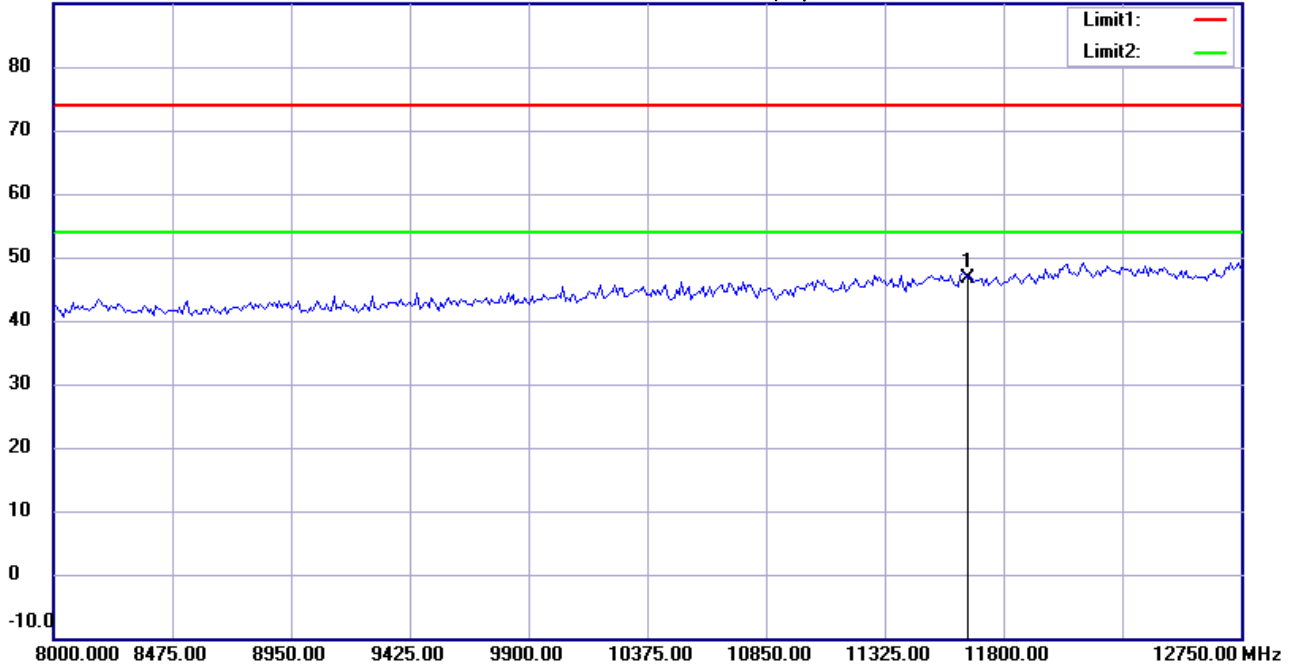
Date: 2015/12/30

Temperature:24 °C

90.0 dBuV/m

Time: 下午 10:44:48

Humidity:60 %



Site : Chamber

Condition : FCC_part 15E RE_Above 1GHz_PK

EUT : W6M21512-15493

M/N:

Test Mode : TX 802.11n 20M CH165

Note :

Polarization: *Vertical*

Power : 10.8 Vd.c.

Distance: 3m

Mk.	Frequency (MHz)	Reading (dBuV)	Detector	Corr. factor (dB/m)	Result (dBuV/m)	Limit (dBuV/m)	Ant.Pos (cm)	Tab.Pos (deg.)	Margin (dB)	Comment
*	11650.000	34.79	peak	11.92	46.71	74.00	100	135	-27.29	



Radiated Emission Measurement

Operator: Leon

File :3

Data :#4

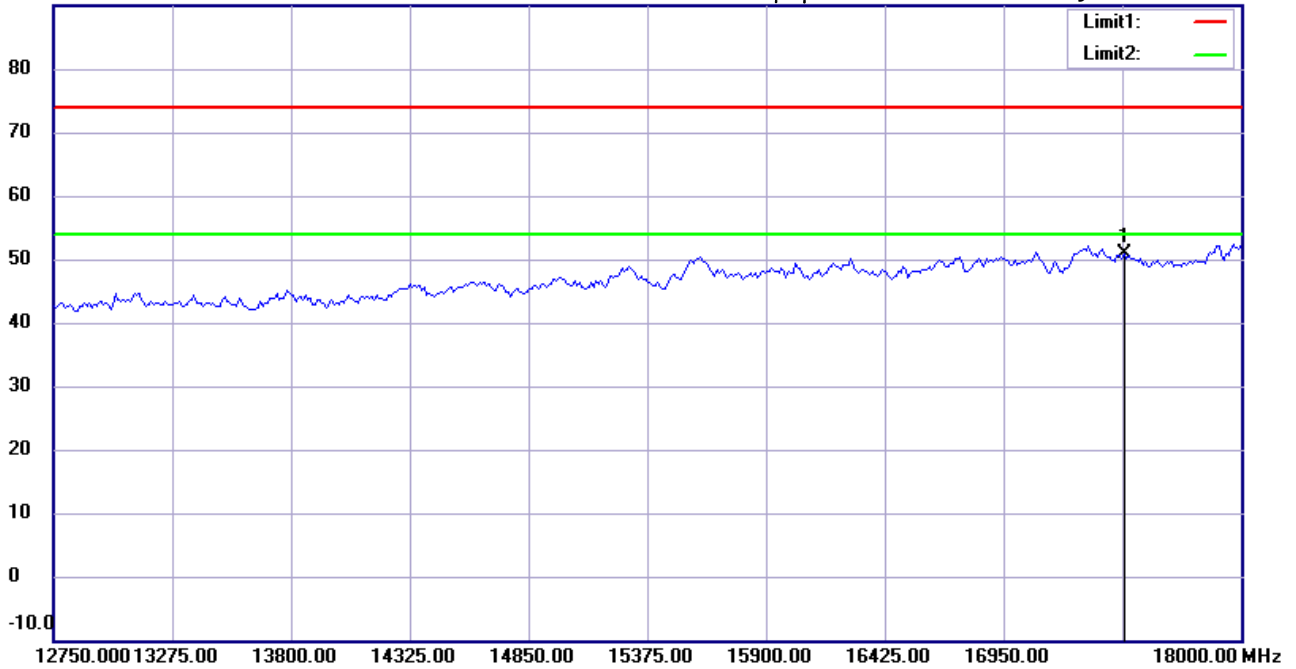
Date: 2015/12/30

Temperature:24 °C

90.0 dBuV/m

Time: 下午 10:41:01

Humidity:60 %



Site : Chamber

Condition : FCC_part 15E RE_Above 1GHz_PK

EUT : W6M21512-15493

M/N:

Test Mode : TX 802.11n 20M CH165

Note :

Polarization: *Horizontal*

Power : 10.8 Vd.c.

Distance: 3m

Mk.	Frequency (MHz)	Reading (dBuV)	Detector	Corr. factor (dB/m)	Result (dBuV/m)	Limit (dBuV/m)	Ant.Pos (cm)	Tab.Pos (deg.)	Margin (dB)	Comment
*	17475.000	28.34	peak	22.66	51.00	74.00	100	120	-23.00	



Radiated Emission Measurement

Operator: Leon

File :3

Data :#10

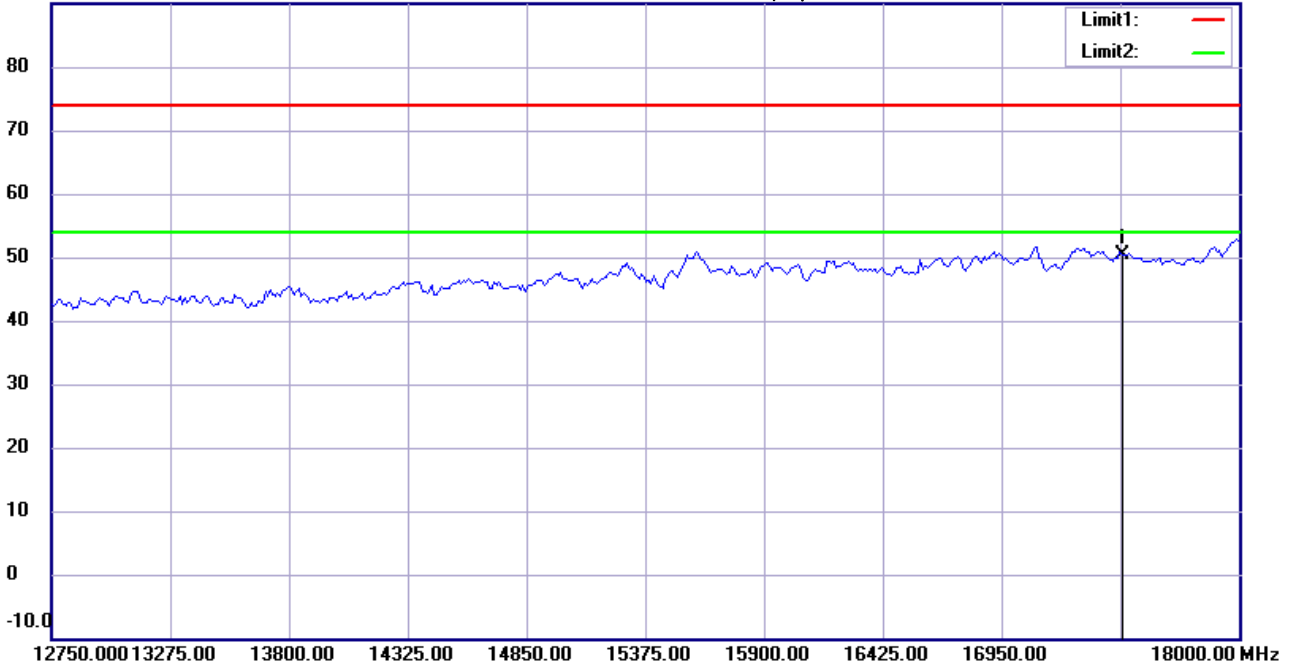
Date: 2015/12/30

Temperature:24 °C

90.0 dBuV/m

Time: 下午 10:46:06

Humidity:60 %



Site : Chamber

Condition : FCC_part 15E RE_Above 1GHz_PK

EUT : W6M21512-15493

M/N:

Test Mode : TX 802.11n 20M CH165

Note :

Polarization: *Vertical*

Power : 10.8 Vd.c.

Distance: 3m

Mk.	Frequency (MHz)	Reading (dBuV)	Detector	Corr. factor (dB/m)	Result (dBuV/m)	Limit (dBuV/m)	Ant.Pos (cm)	Tab.Pos (deg.)	Margin (dB)	Comment
*	17475.000	27.65	peak	22.66	50.31	74.00	100	220	-23.69	



Radiated Emission Measurement

Operator: Leon

File :3

Data :#5

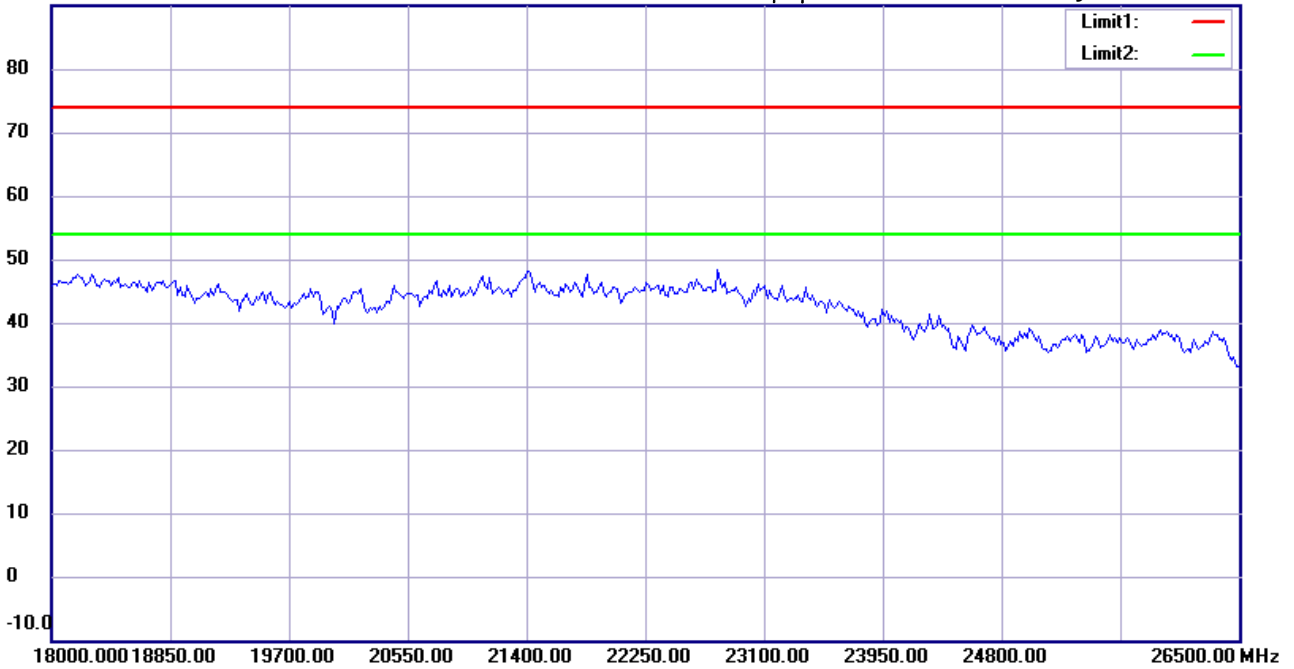
Date: 2015/12/30

Temperature:24 °C

90.0 dBuV/m

Time: 下午 10:41:11

Humidity:60 %



Site : Chamber

Condition : FCC_part 15E RE_Above 1GHz_PK

EUT : W6M21512-15493

M/N:

Test Mode : TX 802.11n 20M CH165

Note :

Polarization: *Horizontal*

Power : 10.8 Vd.c.

Distance: 3m

Mk.	Frequency (MHz)	Reading (dBuV)	Detector	Corr. factor (dB/m)	Result (dBuV/m)	Limit (dBuV/m)	Ant.Pos (cm)	Tab.Pos (deg.)	Margin (dB)	Comment
-----	-----------------	----------------	----------	---------------------	-----------------	----------------	--------------	----------------	-------------	---------



Radiated Emission Measurement

Operator: Leon

File :3

Data :#11

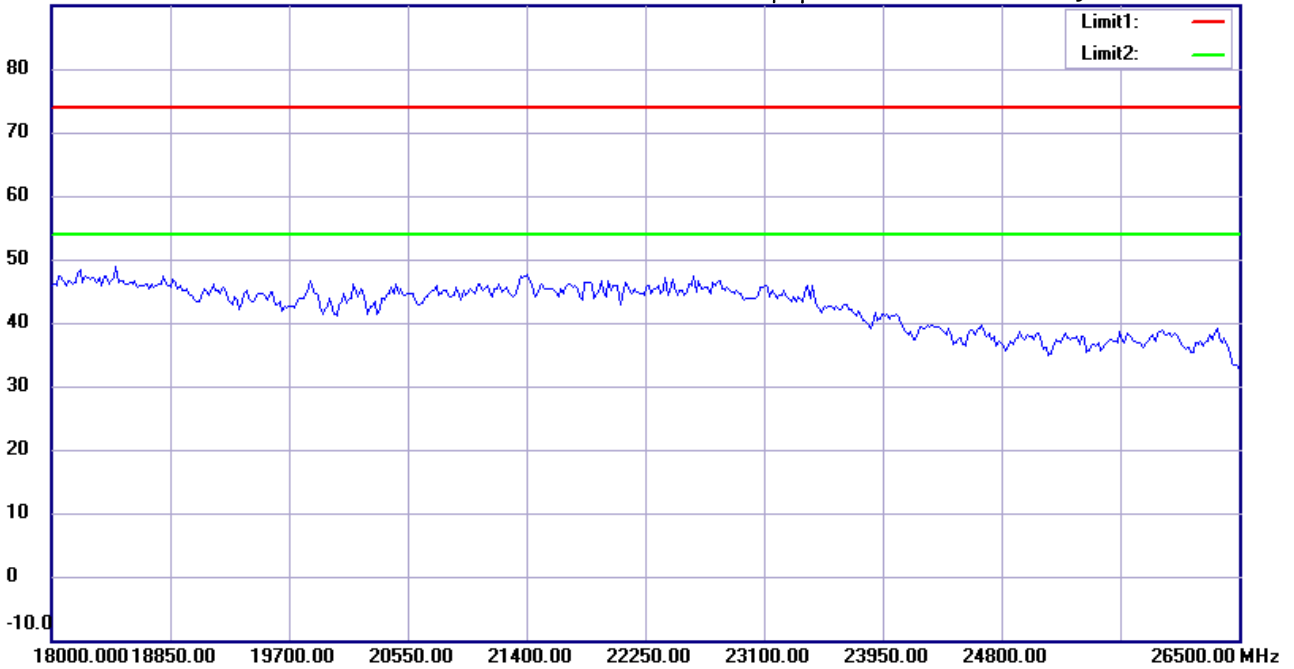
Date: 2015/12/30

Temperature:24 °C

90.0 dBuV/m

Time: 下午 10:46:15

Humidity:60 %



Site : Chamber

Condition : FCC_part 15E RE_Above 1GHz_PK

EUT : W6M21512-15493

M/N:

Test Mode : TX 802.11n 20M CH165

Note :

Polarization: *Vertical*

Power : 10.8 Vd.c.

Distance: 3m

Mk.	Frequency (MHz)	Reading (dBuV)	Detector	Corr. factor (dB/m)	Result (dBuV/m)	Limit (dBuV/m)	Ant.Pos (cm)	Tab.Pos (deg.)	Margin (dB)	Comment
-----	-----------------	----------------	----------	---------------------	-----------------	----------------	--------------	----------------	-------------	---------



Radiated Emission Measurement

Operator: Leon

File :3

Data :#6

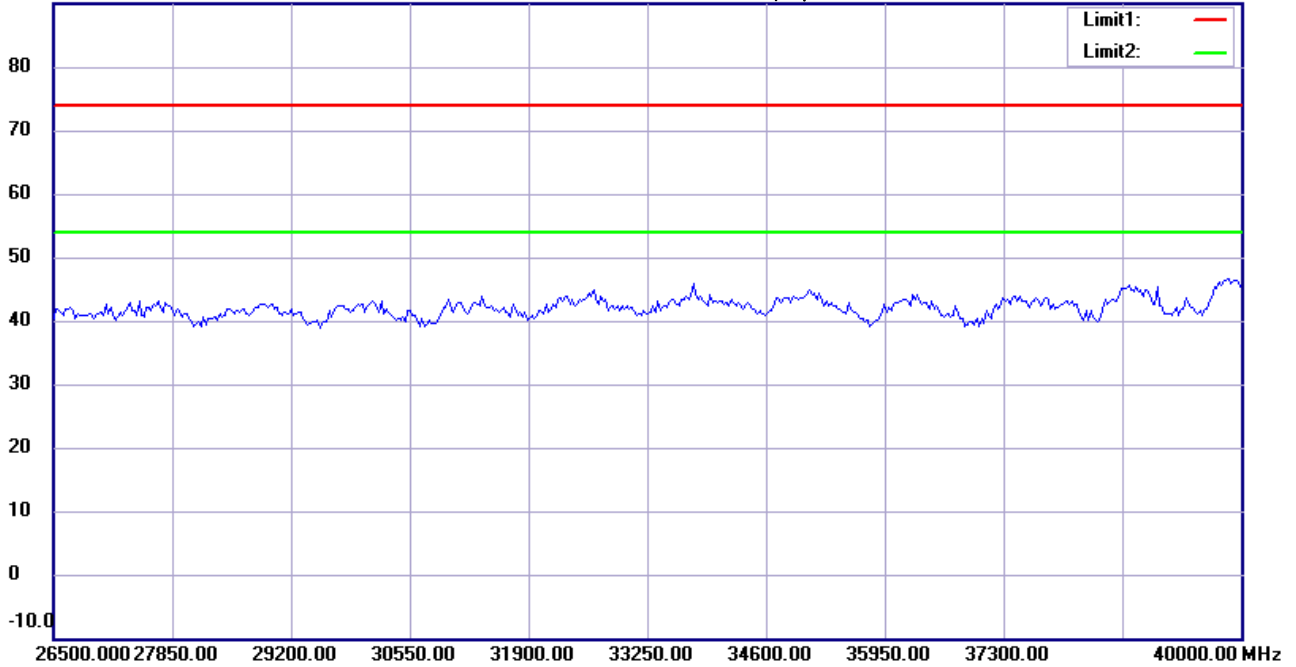
Date: 2015/12/30

Temperature:24 °C

90.0 dBuV/m

Time: 下午 10:41:21

Humidity:60 %



Site : Chamber

Condition : FCC_part 15E RE_Above 1GHz_PK

EUT : W6M21512-15493

M/N:

Test Mode : TX 802.11n 20M CH165

Note :

Polarization: *Horizontal*

Power : 10.8 Vd.c.

Distance: 3m

Mk.	Frequency (MHz)	Reading (dBuV)	Detector	Corr. factor (dB/m)	Result (dBuV/m)	Limit (dBuV/m)	Ant.Pos (cm)	Tab.Pos (deg.)	Margin (dB)	Comment
-----	-----------------	----------------	----------	---------------------	-----------------	----------------	--------------	----------------	-------------	---------



Radiated Emission Measurement

Operator: Leon

File :3

Data :#12

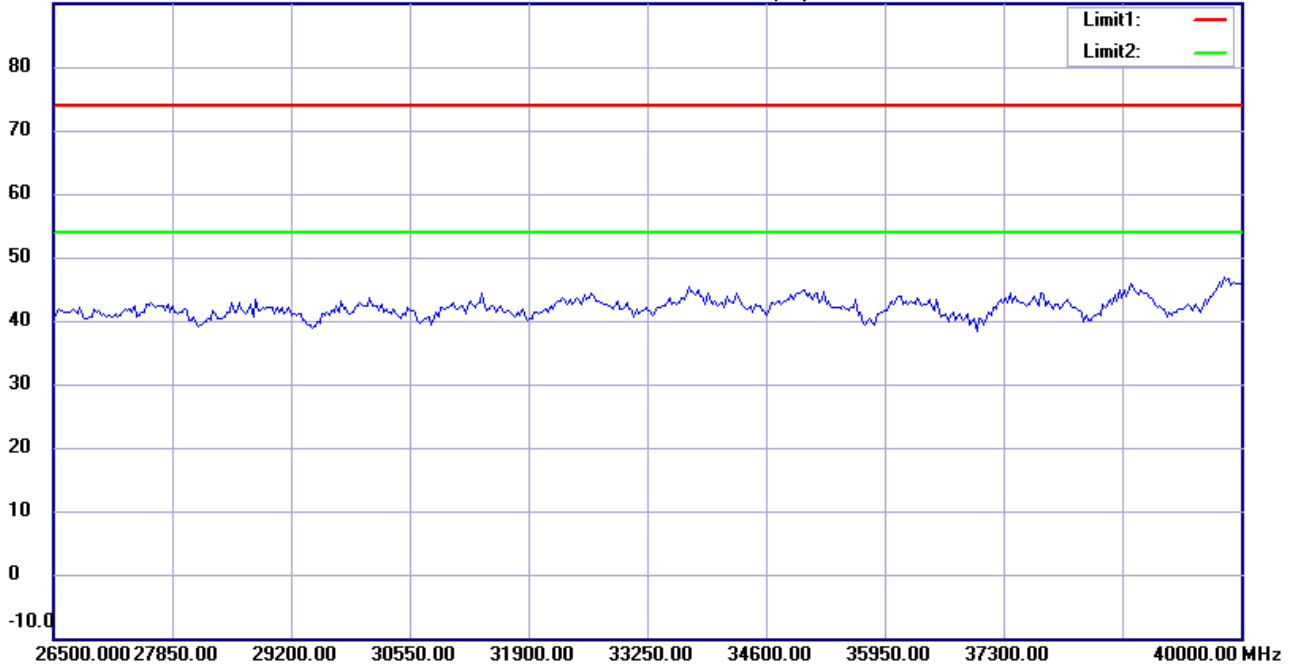
Date: 2015/12/30

Temperature:24 °C

90.0 dBuV/m

Time: 下午 10:46:26

Humidity:60 %



Site : Chamber

Condition : FCC_part 15E RE_Above 1GHz_PK

EUT : W6M21512-15493

M/N:

Test Mode : TX 802.11n 20M CH165

Note :

Polarization: *Vertical*

Power : 10.8 Vd.c.

Distance: 3m

Mk.	Frequency (MHz)	Reading (dBuV)	Detector	Corr. factor (dB/m)	Result (dBuV/m)	Limit (dBuV/m)	Ant.Pos (cm)	Tab.Pos (deg.)	Margin (dB)	Comment
-----	-----------------	----------------	----------	---------------------	-----------------	----------------	--------------	----------------	-------------	---------



Radiated Emission Measurement

Operator: Leon

File :1

Data :#1

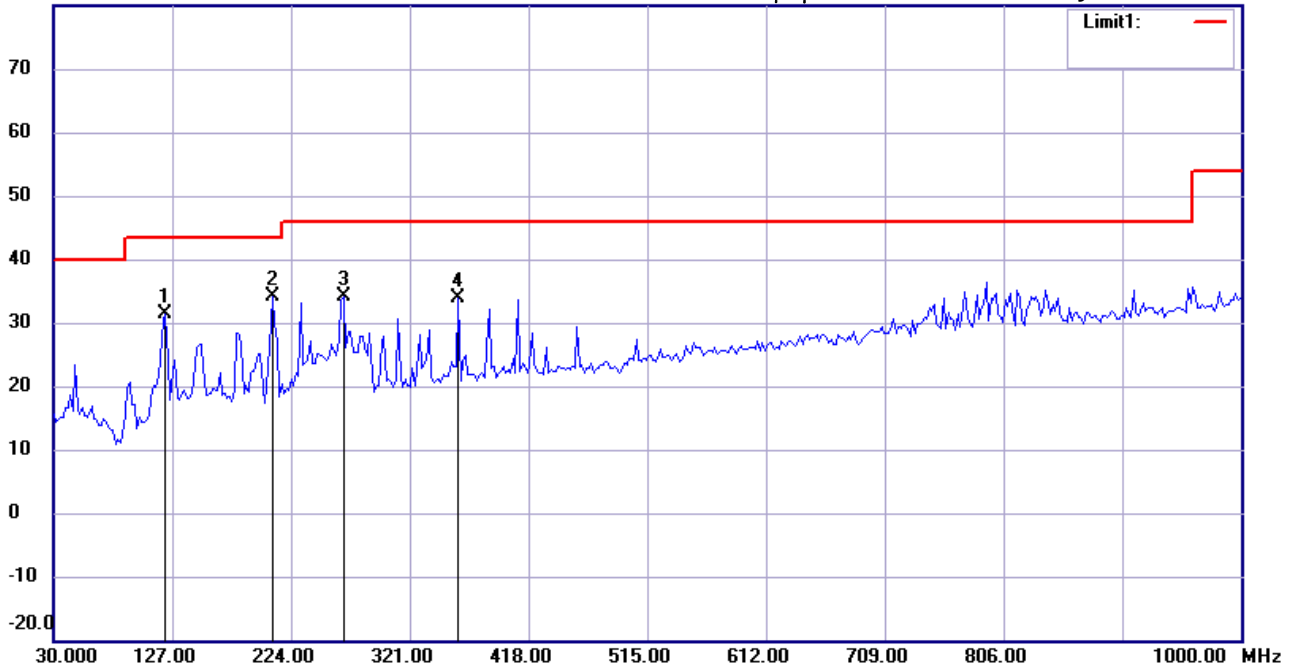
Date: 2016/1/23

Temperature:24 °C

80.0 dBuV/m

Time: 下午 06:02:30

Humidity:60 %



Site : Chamber

Condition : FCC_part 15 RE-Class E_30-1000MHz

Polarization: *Horizontal*

EUT : W6M21512-15493

Power : 10.8 Vd.c.

M/N:

Distance: 3m

Test Mode : TX 802.11n 40M CH151

Note :

Mk.	Frequency (MHz)	Reading (dBuV)	Detector	Corr. factor (dB/m)	Result (dBuV/m)	Limit (dBuV/m)	Ant.Pos (cm)	Tab.Pos (deg.)	Margin (dB)	Comment
	121.3627	17.53	peak	13.79	31.32	43.50	100	210	-12.18	
*	208.8377	21.61	peak	12.62	34.23	43.50	100	85	-9.27	
	267.1542	19.19	peak	14.84	34.03	46.00	100	90	-11.97	
	360.4607	16.35	peak	17.53	33.88	46.00	100	175	-12.12	



Radiated Emission Measurement

Operator: Leon

File :1

Data :#2

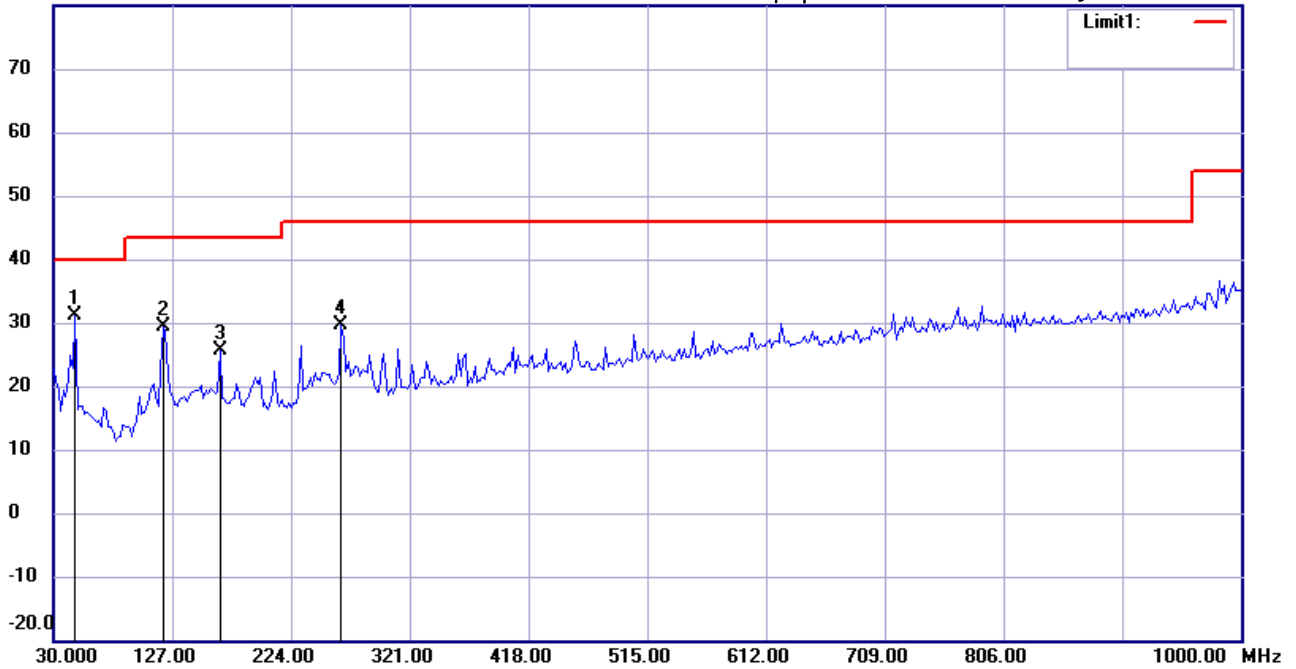
Date: 2016/1/23

Temperature:24 °C

80.0 dBuV/m

Time: 下午 06:03:15

Humidity:60 %



Site : Chamber

Condition : FCC_part 15 RE-Class E_30-1000MHz

Polarization: *Vertical*

EUT : W6M21512-15493

Power : 10.8 Vd.c.

M/N:

Distance: 3m

Test Mode : TX 802.11n 40M CH151

Note :

Mk.	Frequency (MHz)	Reading (dBuV)	Detector	Corr. factor (dB/m)	Result (dBuV/m)	Limit (dBuV/m)	Ant.Pos (cm)	Tab.Pos (deg.)	Margin (dB)	Comment
*	47.4950	17.03	peak	14.09	31.12	40.00	100	225	-8.88	
	119.4188	15.84	peak	13.62	29.46	43.50	100	185	-14.04	
	166.0721	10.65	peak	15.04	25.69	43.50	100	160	-17.81	
	265.2104	14.79	peak	14.76	29.55	46.00	100	270	-16.45	



Radiated Emission Measurement

Operator: Roy

File :3

Data :#1

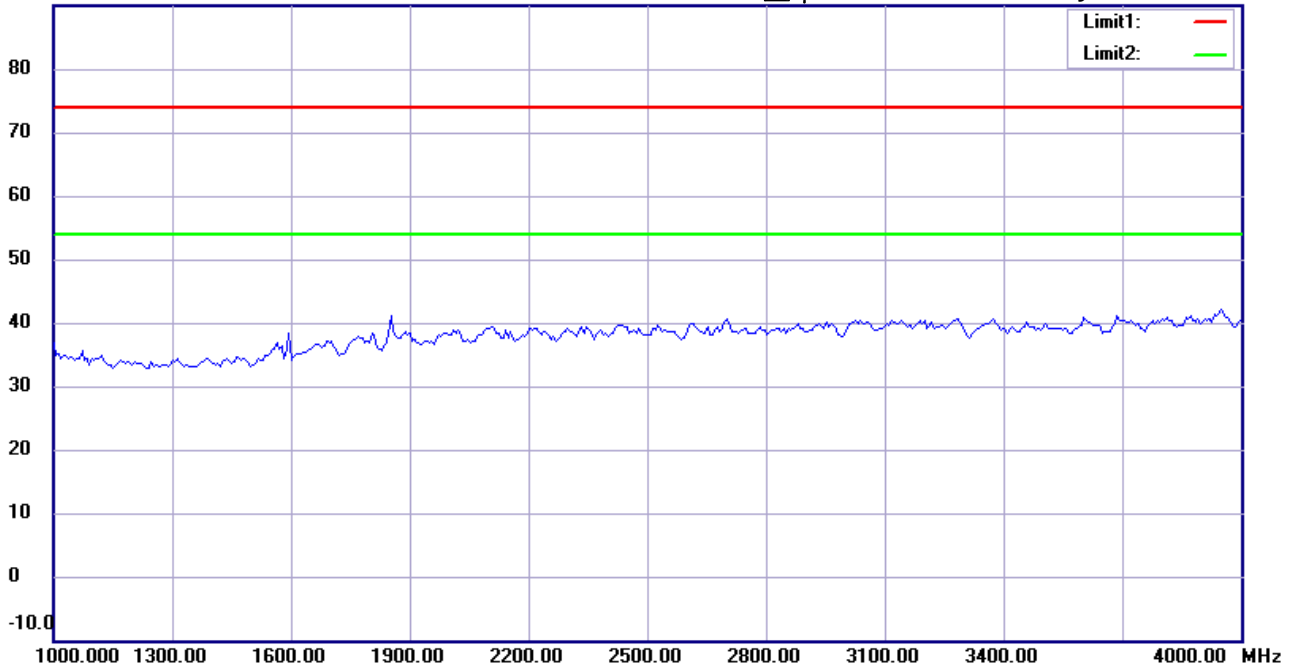
Date: 2015/12/30

Temperature:24 °C

90.0 dBuV/m

Time: 上午 10:06:40

Humidity:60 %



Site : Chamber

Condition : FCC_part 15E RE_Above 1GHz_PK

EUT : W6M21512-15493

M/N:

Test Mode : TX 802.11n 40M CH151

Note :

Polarization: *Horizontal*

Power : 10.8 Vd.c.

Distance: 3m

Mk.	Frequency (MHz)	Reading (dBuV)	Detector	Corr. factor (dB/m)	Result (dBuV/m)	Limit (dBuV/m)	Ant.Pos (cm)	Tab.Pos (deg.)	Margin (dB)	Comment
-----	-----------------	----------------	----------	---------------------	-----------------	----------------	--------------	----------------	-------------	---------



Radiated Emission Measurement

Operator: Roy

File :3

Data :#7

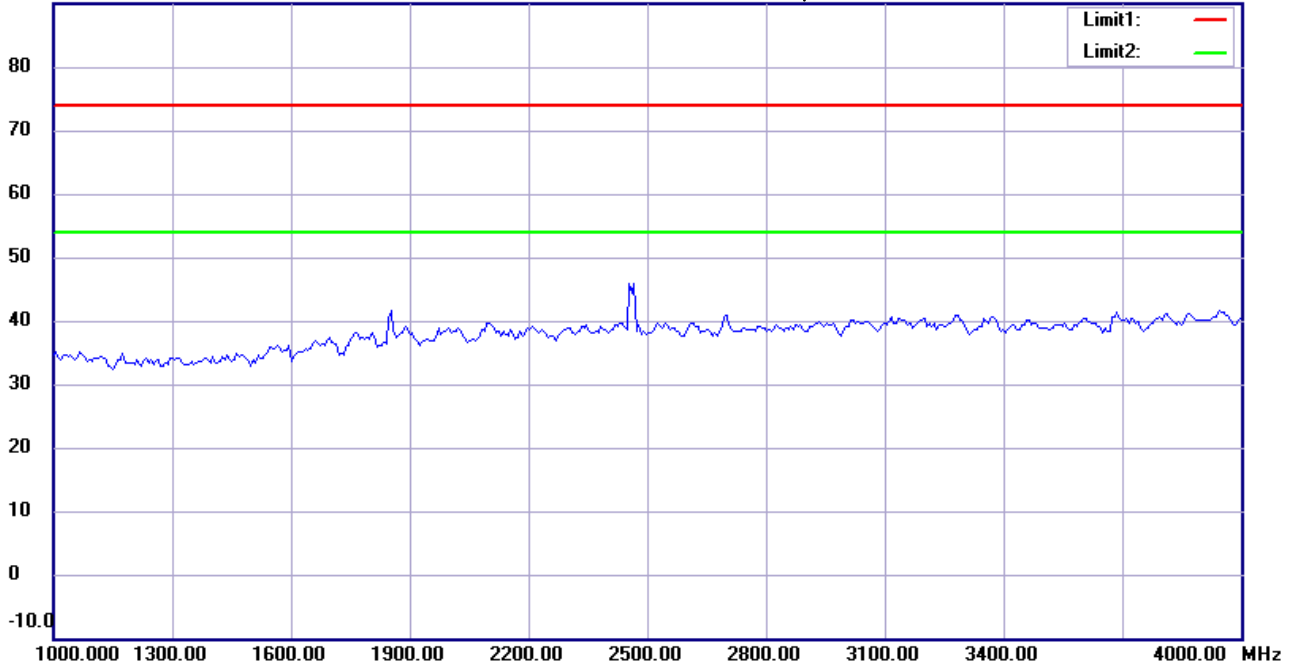
Date: 2015/12/30

Temperature:24 °C

90.0 dBuV/m

Time: 上午 10:10:35

Humidity:60 %



Site : Chamber

Condition : FCC_part 15E RE_Above 1GHz_PK

EUT : W6M21512-15493

M/N:

Test Mode : TX 802.11n 40M CH151

Note :

Polarization: *Vertical*

Power : 10.8 Vd.c.

Distance: 3m

Mk.	Frequency (MHz)	Reading (dBuV)	Detector	Corr. factor (dB/m)	Result (dBuV/m)	Limit (dBuV/m)	Ant.Pos (cm)	Tab.Pos (deg.)	Margin (dB)	Comment
-----	-----------------	----------------	----------	---------------------	-----------------	----------------	--------------	----------------	-------------	---------



Radiated Emission Measurement

Operator: Roy

File :3

Data :#2

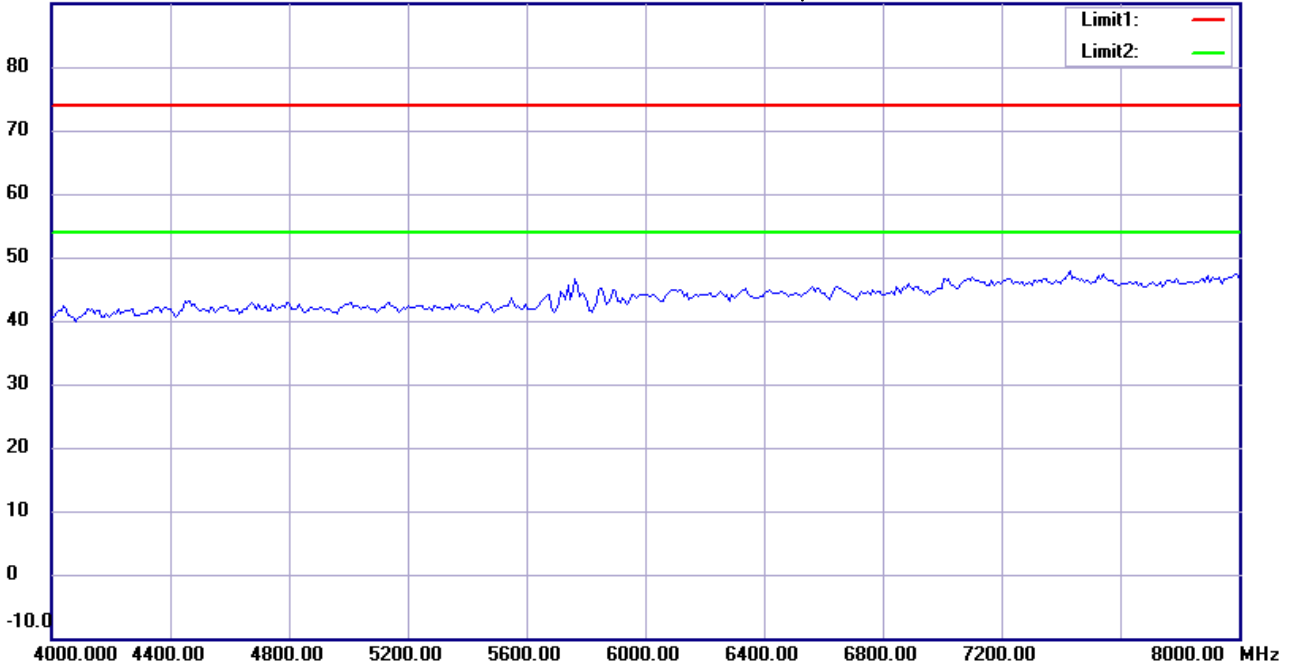
Date: 2015/12/30

Temperature:24 °C

90.0 dBuV/m

Time: 上午 10:07:27

Humidity:60 %



Site : Chamber

Condition : FCC_part 15E RE_Above 1GHz_PK

EUT : W6M21512-15493

M/N:

Test Mode : TX 802.11n 40M CH151

Note :

Polarization: *Horizontal*

Power : 10.8 Vd.c.

Distance: 3m

Mk.	Frequency (MHz)	Reading (dBuV)	Detector	Corr. factor (dB/m)	Result (dBuV/m)	Limit (dBuV/m)	Ant.Pos (cm)	Tab.Pos (deg.)	Margin (dB)	Comment
-----	-----------------	----------------	----------	---------------------	-----------------	----------------	--------------	----------------	-------------	---------



Radiated Emission Measurement

Operator: Roy

File :3

Data :#8

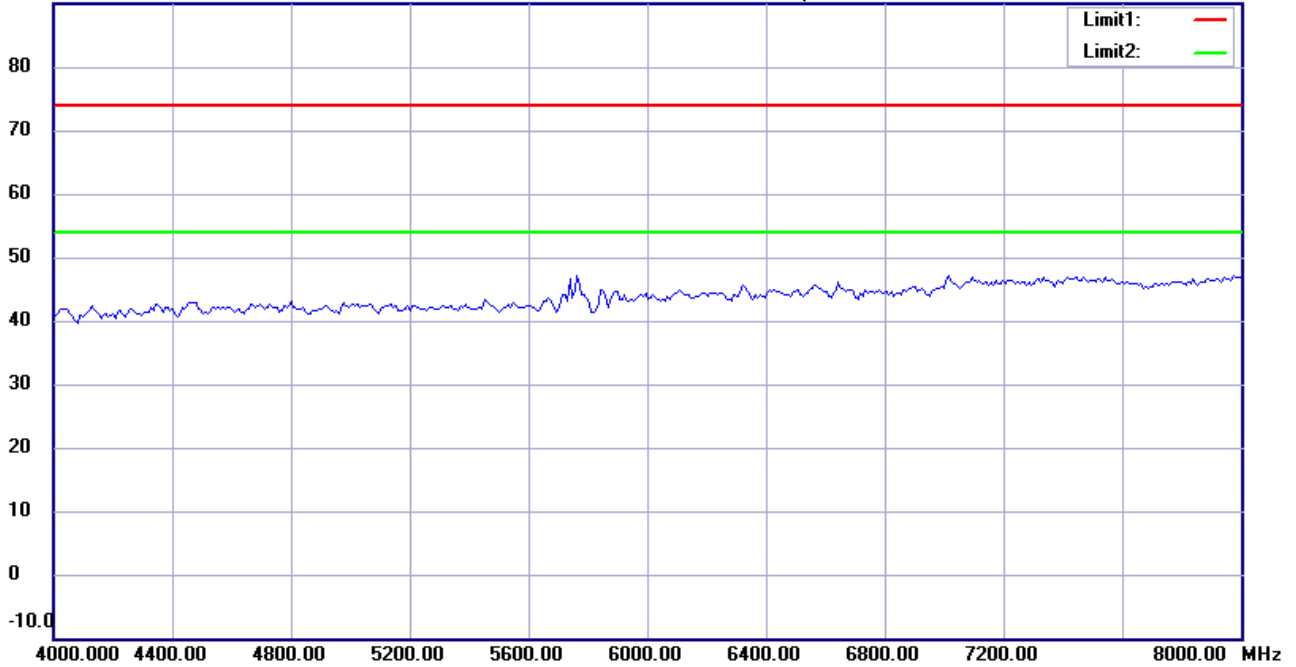
Date: 2015/12/30

Temperature:24 °C

90.0 dBuV/m

Time: 上午 10:11:21

Humidity:60 %



Site : Chamber

Condition : FCC_part 15E RE_Above 1GHz_PK

EUT : W6M21512-15493

M/N:

Test Mode : TX 802.11n 40M CH151

Note :

Polarization: *Vertical*

Power : 10.8 Vd.c.

Distance: 3m

Mk.	Frequency (MHz)	Reading (dBuV)	Detector	Corr. factor (dB/m)	Result (dBuV/m)	Limit (dBuV/m)	Ant.Pos (cm)	Tab.Pos (deg.)	Margin (dB)	Comment
-----	-----------------	----------------	----------	---------------------	-----------------	----------------	--------------	----------------	-------------	---------



Radiated Emission Measurement

Operator: Roy

File :3

Data :#3

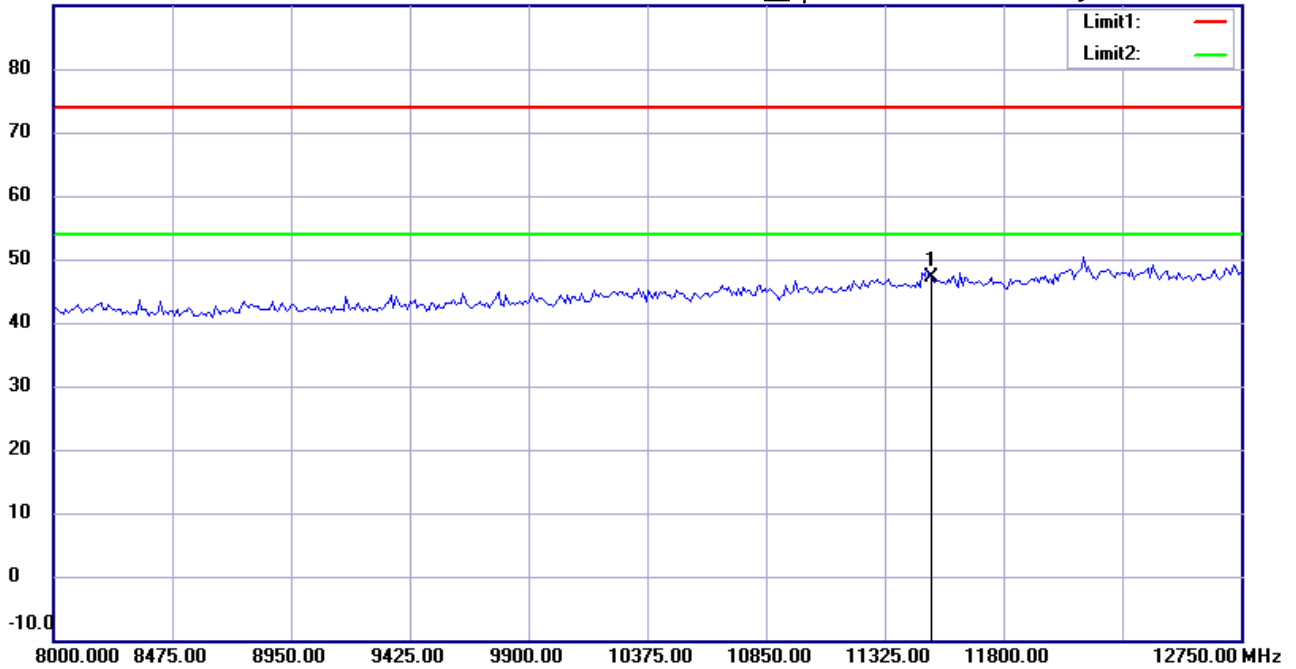
Date: 2015/12/30

Temperature:24 °C

90.0 dBuV/m

Time: 上午 10:08:27

Humidity:60 %



Site : Chamber

Condition : FCC_part 15E RE_Above 1GHz_PK

EUT : W6M21512-15493

M/N:

Test Mode : TX 802.11n 40M CH151

Note :

Polarization: *Horizontal*

Power : 10.8 Vd.c.

Distance: 3m

Mk.	Frequency (MHz)	Reading (dBuV)	Detector	Corr. factor (dB/m)	Result (dBuV/m)	Limit (dBuV/m)	Ant.Pos (cm)	Tab.Pos (deg.)	Margin (dB)	Comment
*	11510.000	34.76	peak	12.36	47.12	74.00	100	225	-26.88	



Radiated Emission Measurement

Operator: Roy

File :3

Data :#9

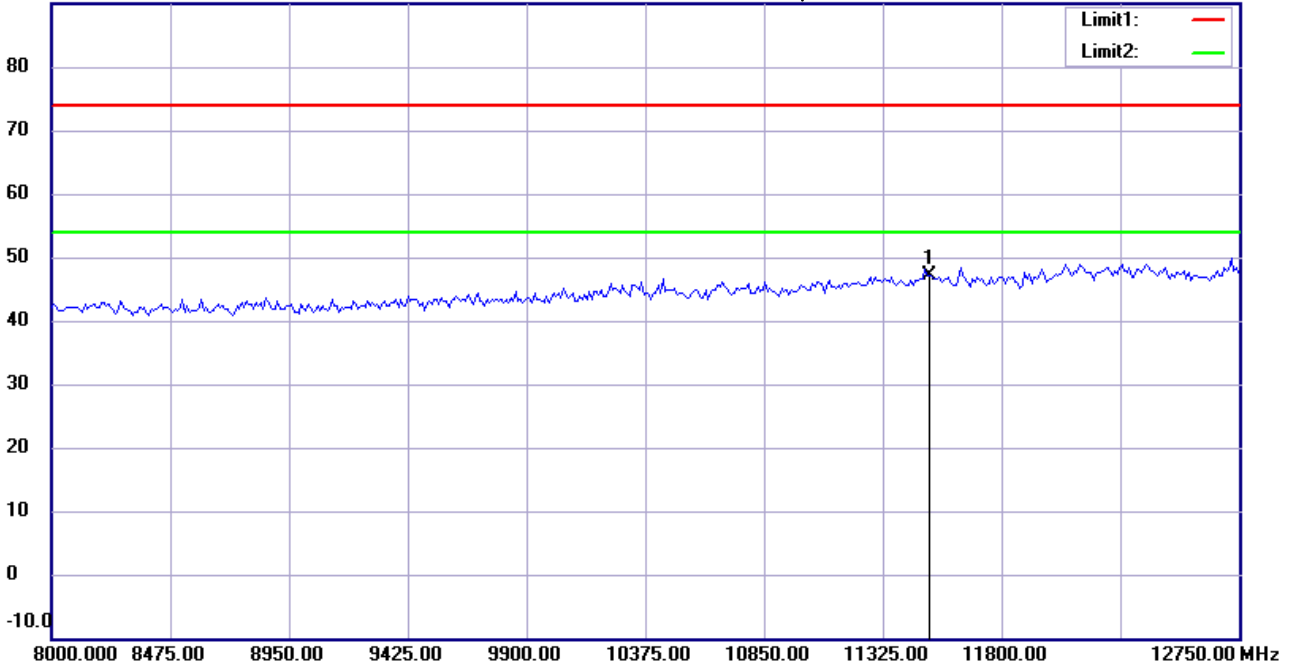
Date: 2015/12/30

Temperature:24 °C

90.0 dBuV/m

Time: 上午 10:12:27

Humidity:60 %



Site : Chamber

Condition : FCC_part 15E RE_Above 1GHz_PK

Polarization: *Vertical*

EUT : W6M21512-15493

Power : 10.8 Vd.c.

M/N:

Distance: 3m

Test Mode : TX 802.11n 40M CH151

Note :

Mk.	Frequency (MHz)	Reading (dBuV)	Detector	Corr. factor (dB/m)	Result (dBuV/m)	Limit (dBuV/m)	Ant.Pos (cm)	Tab.Pos (deg.)	Margin (dB)	Comment
*	11510.000	34.67	peak	12.36	47.03	74.00	100	145	-26.97	



Radiated Emission Measurement

Operator: Roy

File :3

Data :#4

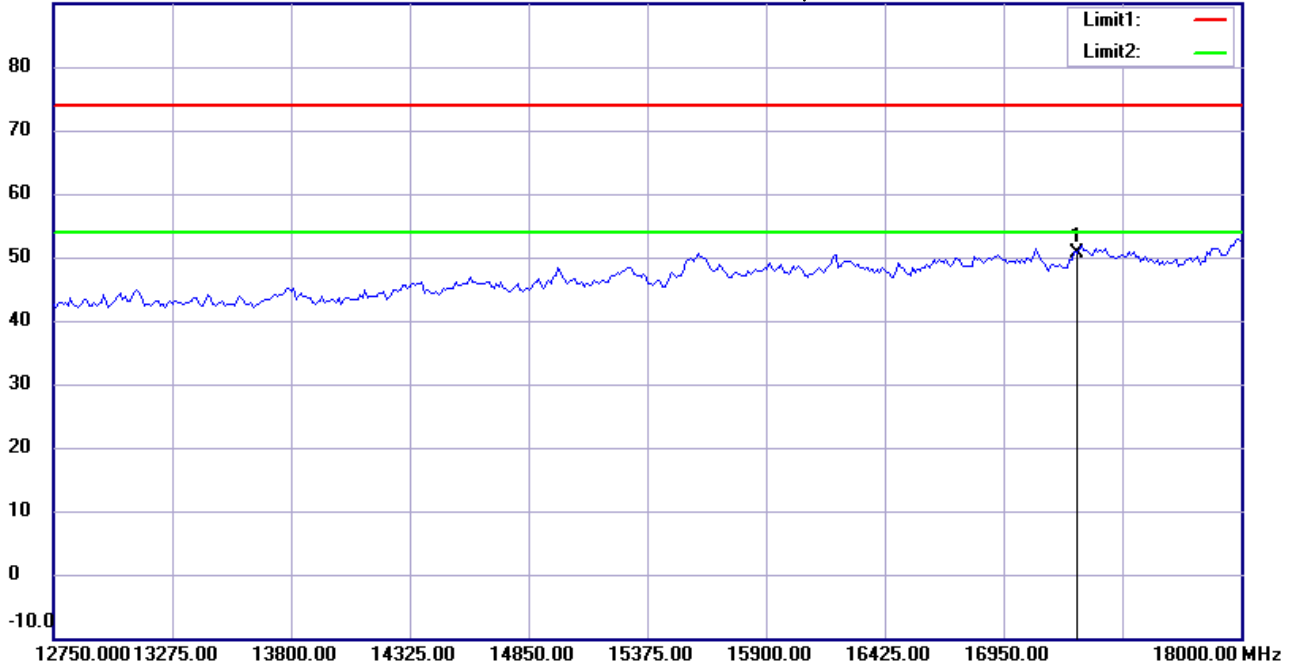
Date: 2015/12/30

Temperature:24 °C

90.0 dBuV/m

Time: 上午 10:09:20

Humidity:60 %



Site : Chamber

Condition : FCC_part 15E RE_Above 1GHz_PK

EUT : W6M21512-15493

M/N:

Test Mode : TX 802.11n 40M CH151

Note :

Polarization: *Horizontal*

Power : 10.8 Vd.c.

Distance: 3m

Mk.	Frequency (MHz)	Reading (dBuV)	Detector	Corr. factor (dB/m)	Result (dBuV/m)	Limit (dBuV/m)	Ant.Pos (cm)	Tab.Pos (deg.)	Margin (dB)	Comment
*	17265.000	28.52	peak	22.11	50.63	74.00	100	80	-23.37	



Radiated Emission Measurement

Operator: Roy

File :3

Data :#10

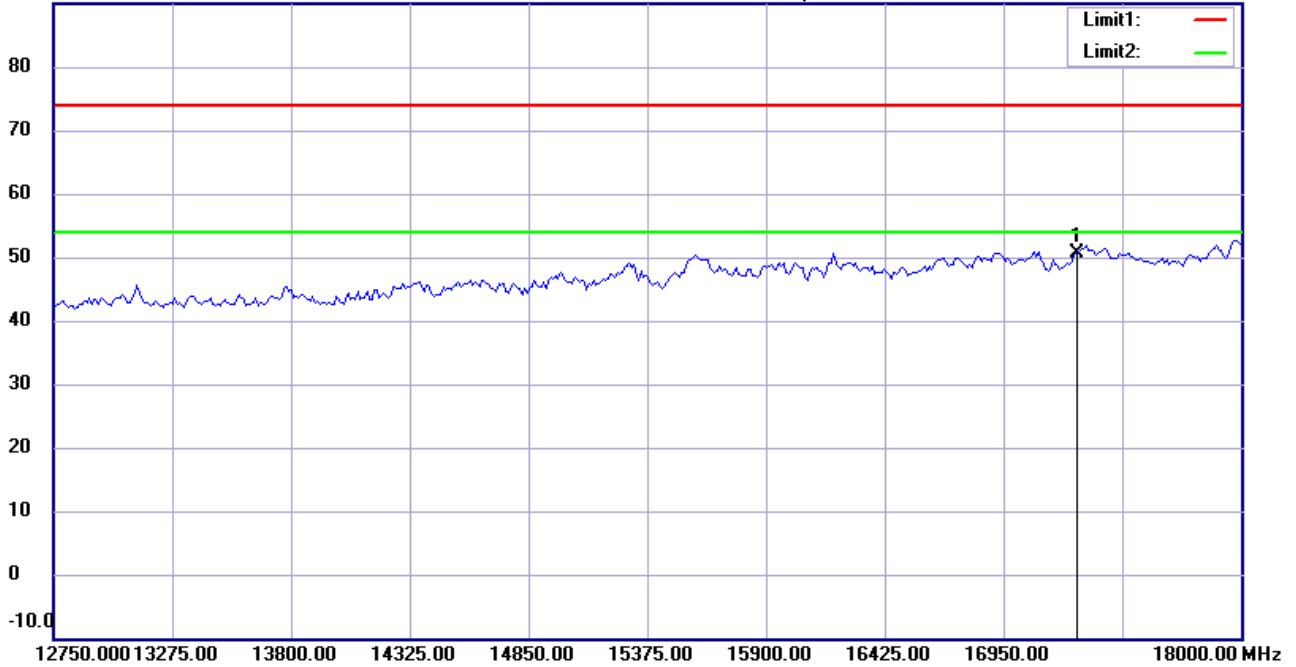
Date: 2015/12/30

Temperature:24 °C

90.0 dBuV/m

Time: 上午 10:13:21

Humidity:60 %



Site : Chamber

Condition : FCC_part 15E RE_Above 1GHz_PK

EUT : W6M21512-15493

M/N:

Test Mode : TX 802.11n 40M CH151

Note :

Polarization: *Vertical*

Power : 10.8 Vd.c.

Distance: 3m

Mk.	Frequency (MHz)	Reading (dBuV)	Detector	Corr. factor (dB/m)	Result (dBuV/m)	Limit (dBuV/m)	Ant.Pos (cm)	Tab.Pos (deg.)	Margin (dB)	Comment
*	17265.000	28.41	peak	22.11	50.52	74.00	100	150	-23.48	



Radiated Emission Measurement

Operator: Roy

File :3

Data :#5

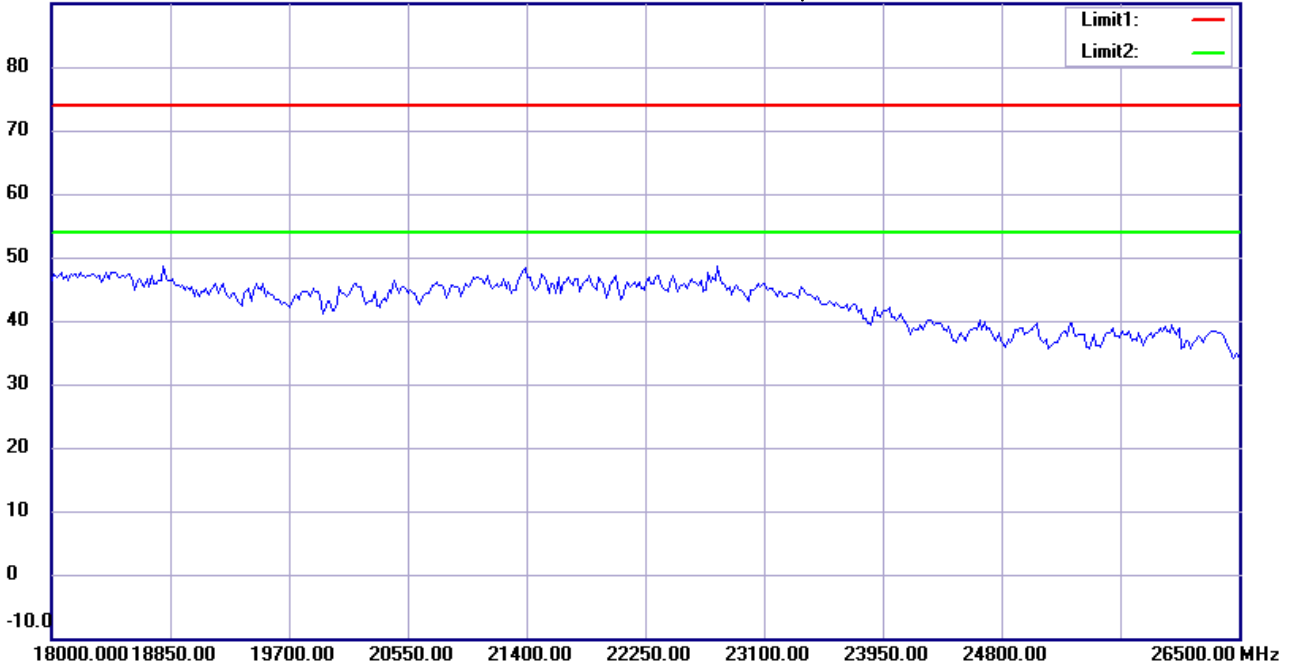
Date: 2015/12/30

Temperature:24 °C

90.0 dBuV/m

Time: 上午 10:09:30

Humidity:60 %



Site : Chamber

Condition : FCC_part 15E RE_Above 1GHz_PK

EUT : W6M21512-15493

M/N:

Test Mode : TX 802.11n 40M CH151

Note :

Polarization: *Horizontal*

Power : 10.8 Vd.c.

Distance: 3m

Mk.	Frequency (MHz)	Reading (dBuV)	Detector	Corr. factor (dB/m)	Result (dBuV/m)	Limit (dBuV/m)	Ant.Pos (cm)	Tab.Pos (deg.)	Margin (dB)	Comment
-----	-----------------	----------------	----------	---------------------	-----------------	----------------	--------------	----------------	-------------	---------



Radiated Emission Measurement

Operator: Roy

File :3

Data :#11

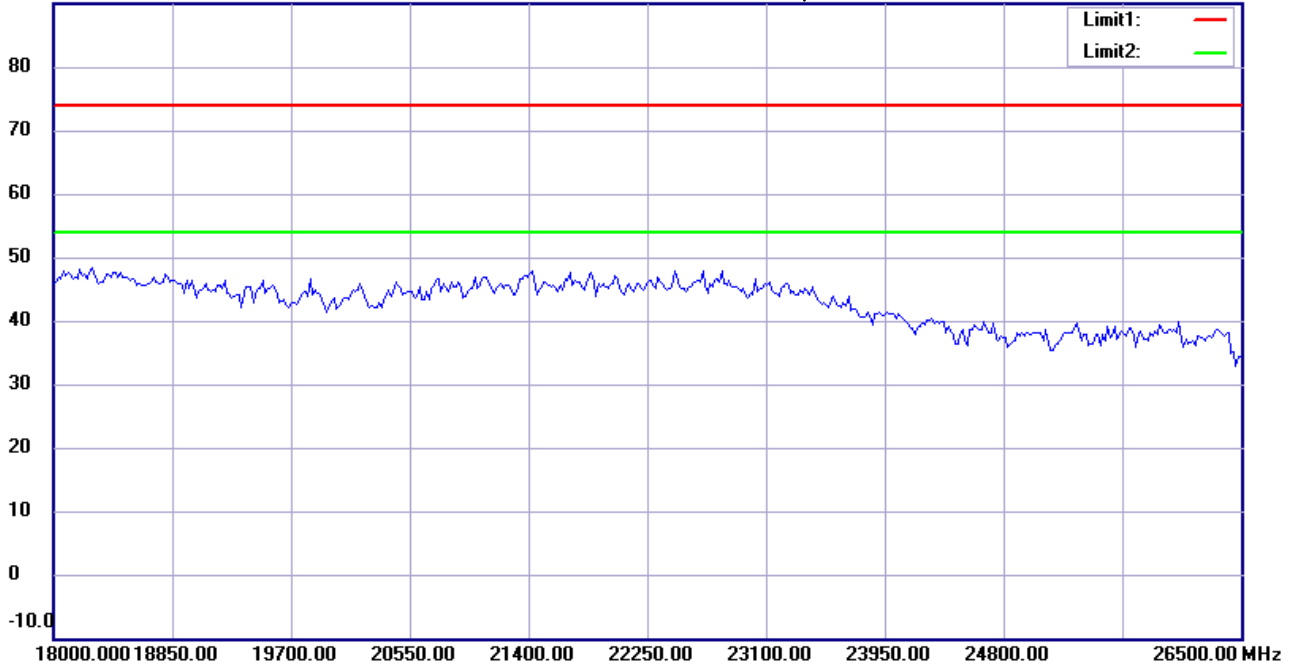
Date: 2015/12/30

Temperature:24 °C

90.0 dBuV/m

Time: 上午 10:13:31

Humidity:60 %



Site : Chamber

Condition : FCC_part 15E RE_Above 1GHz_PK

EUT : W6M21512-15493

M/N:

Test Mode : TX 802.11n 40M CH151

Note :

Polarization: *Vertical*

Power : 10.8 Vd.c.

Distance: 3m

Mk.	Frequency (MHz)	Reading (dBuV)	Detector	Corr. factor (dB/m)	Result (dBuV/m)	Limit (dBuV/m)	Ant.Pos (cm)	Tab.Pos (deg.)	Margin (dB)	Comment
-----	-----------------	----------------	----------	---------------------	-----------------	----------------	--------------	----------------	-------------	---------



Radiated Emission Measurement

Operator: Roy

File :3

Data :#6

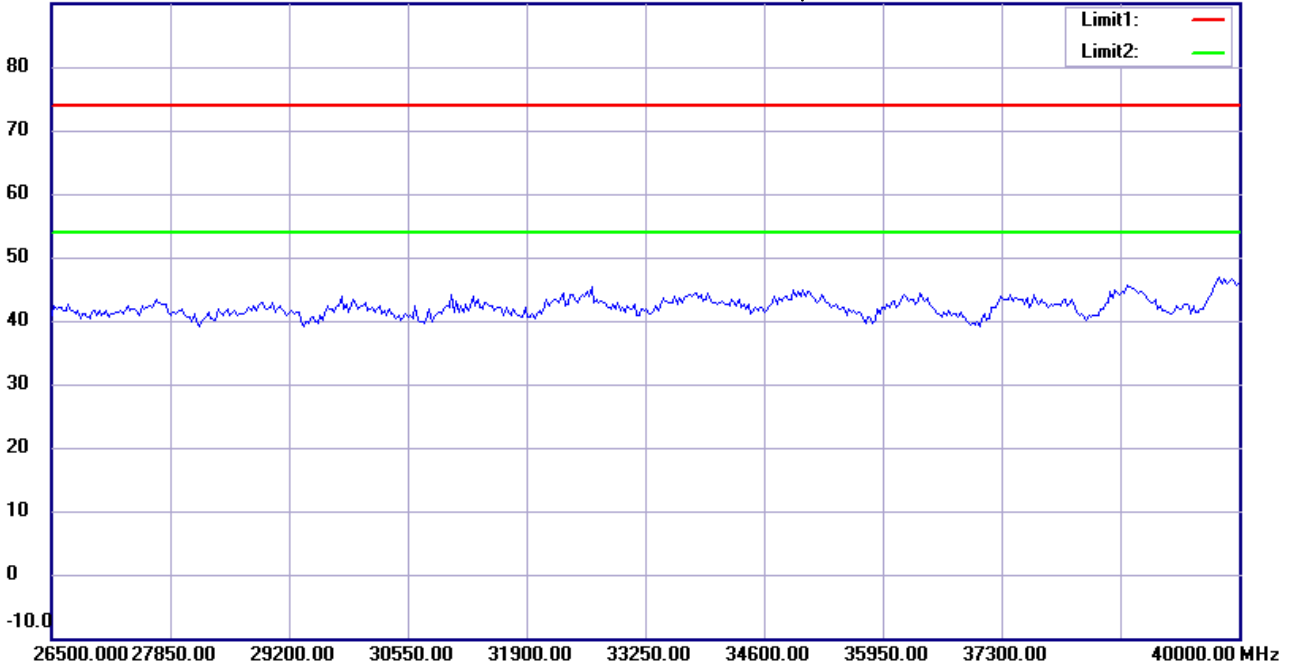
Date: 2015/12/30

Temperature:24 °C

90.0 dBuV/m

Time: 上午 10:09:40

Humidity:60 %



Site : Chamber

Condition : FCC_part 15E RE_Above 1GHz_PK

EUT : W6M21512-15493

M/N:

Test Mode : TX 802.11n 40M CH151

Note :

Polarization: *Horizontal*

Power : 10.8 Vd.c.

Distance: 3m

Mk.	Frequency (MHz)	Reading (dBuV)	Detector	Corr. factor (dB/m)	Result (dBuV/m)	Limit (dBuV/m)	Ant.Pos (cm)	Tab.Pos (deg.)	Margin (dB)	Comment
-----	-----------------	----------------	----------	---------------------	-----------------	----------------	--------------	----------------	-------------	---------



Radiated Emission Measurement

Operator: Roy

File :3

Data :#12

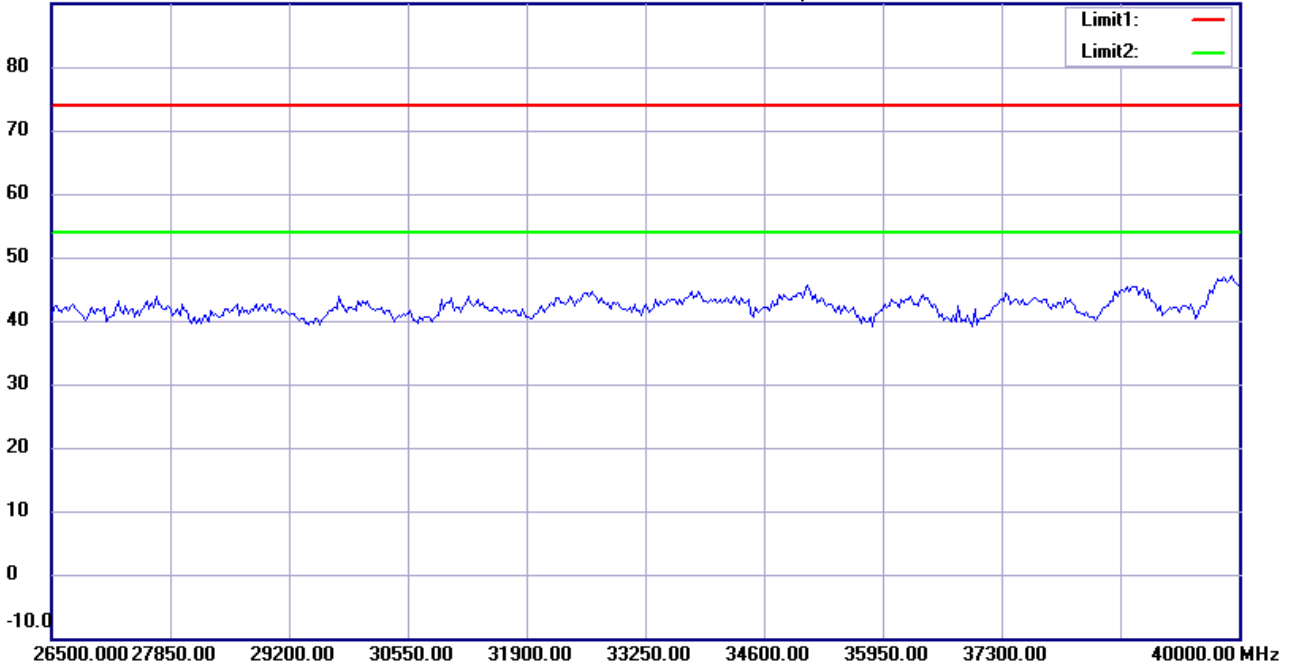
Date: 2015/12/30

Temperature:24 °C

90.0 dBuV/m

Time: 上午 10:13:41

Humidity:60 %



Site : Chamber

Condition : FCC_part 15E RE_Above 1GHz_PK

EUT : W6M21512-15493

M/N:

Test Mode : TX 802.11n 40M CH151

Note :

Polarization: *Vertical*

Power : 10.8 Vd.c.

Distance: 3m

Mk.	Frequency (MHz)	Reading (dBuV)	Detector	Corr. factor (dB/m)	Result (dBuV/m)	Limit (dBuV/m)	Ant.Pos (cm)	Tab.Pos (deg.)	Margin (dB)	Comment
-----	-----------------	----------------	----------	---------------------	-----------------	----------------	--------------	----------------	-------------	---------



Radiated Emission Measurement

Operator: Leon

File :1

Data :#1

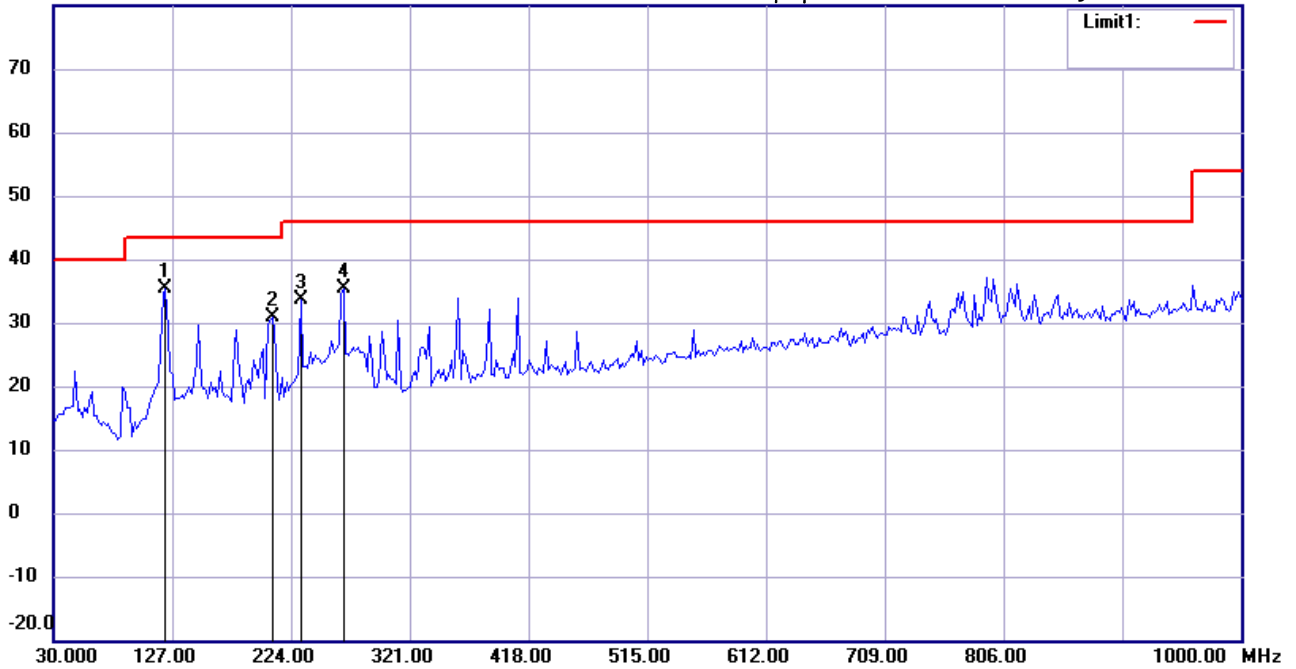
Date: 2016/1/23

Temperature:24 °C

80.0 dBuV/m

Time: 下午 06:05:37

Humidity:60 %



Site : Chamber

Condition : FCC_part 15 RE-Class E_30-1000MHz

Polarization: *Horizontal*

EUT : W6M21512-15493

Power : 10.8 Vd.c.

M/N:

Distance: 3m

Test Mode : TX 802.11n 40M CH159

Note :

Mk.	Frequency (MHz)	Reading (dBuV)	Detector	Corr. factor (dB/m)	Result (dBuV/m)	Limit (dBuV/m)	Ant.Pos (cm)	Tab.Pos (deg.)	Margin (dB)	Comment
*	121.3627	21.70	peak	13.79	35.49	43.50	100	185	-8.01	
	208.8377	18.34	peak	12.62	30.96	43.50	100	60	-12.54	
	232.1642	19.89	peak	13.83	33.72	46.00	100	235	-12.28	
	267.1542	20.46	peak	14.84	35.30	46.00	100	70	-10.70	



Radiated Emission Measurement

Operator: Leon

File :1

Data :#2

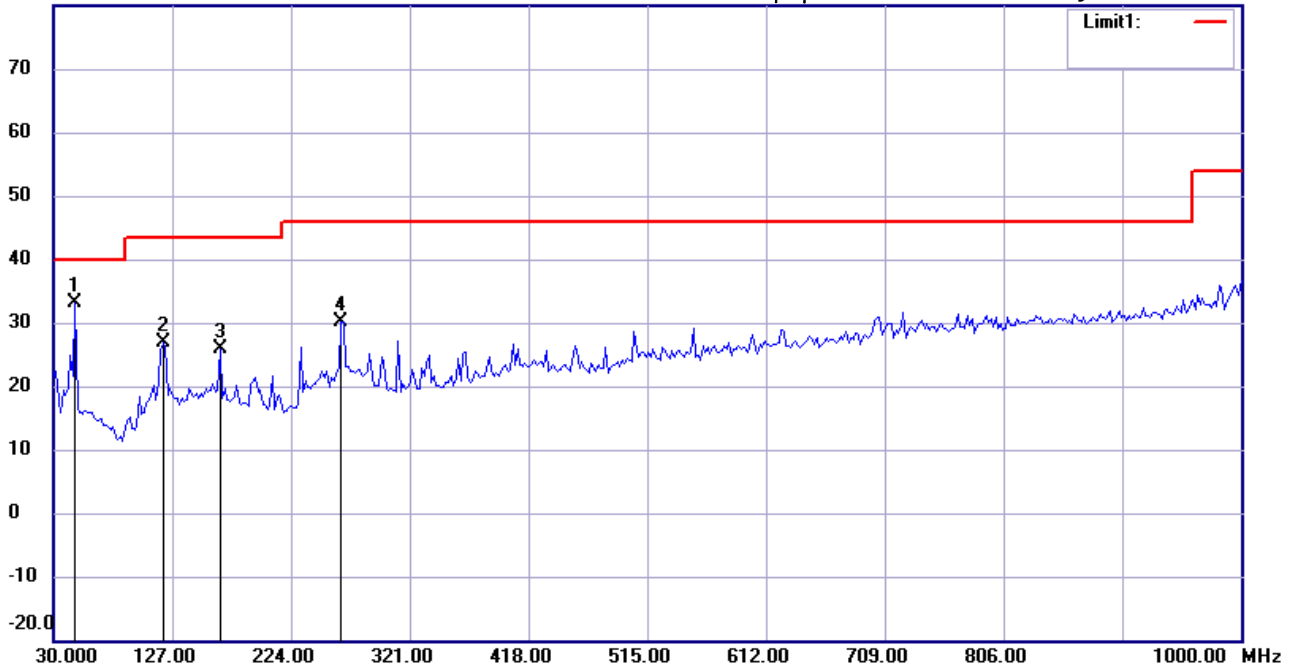
Date: 2016/1/23

Temperature:24 °C

80.0 dBuV/m

Time: 下午 06:06:22

Humidity:60 %



Site : Chamber

Condition : FCC_part 15 RE-Class E_30-1000MHz

EUT : W6M21512-15493

M/N:

Test Mode : TX 802.11n 40M CH159

Note :

Polarization: *Vertical*

Power : 10.8 Vd.c.

Distance: 3m

Mk.	Frequency (MHz)	Reading (dBuV)	Detector	Corr. factor (dB/m)	Result (dBuV/m)	Limit (dBuV/m)	Ant.Pos (cm)	Tab.Pos (deg.)	Margin (dB)	Comment
*	47.4950	18.93	peak	14.09	33.02	40.00	100	75	-6.98	
	119.4188	13.30	peak	13.62	26.92	43.50	100	260	-16.58	
	166.0721	10.77	peak	15.04	25.81	43.50	100	95	-17.69	
	265.2104	15.30	peak	14.76	30.06	46.00	100	145	-15.94	



Radiated Emission Measurement

Operator: Roy

File :3

Data :#1

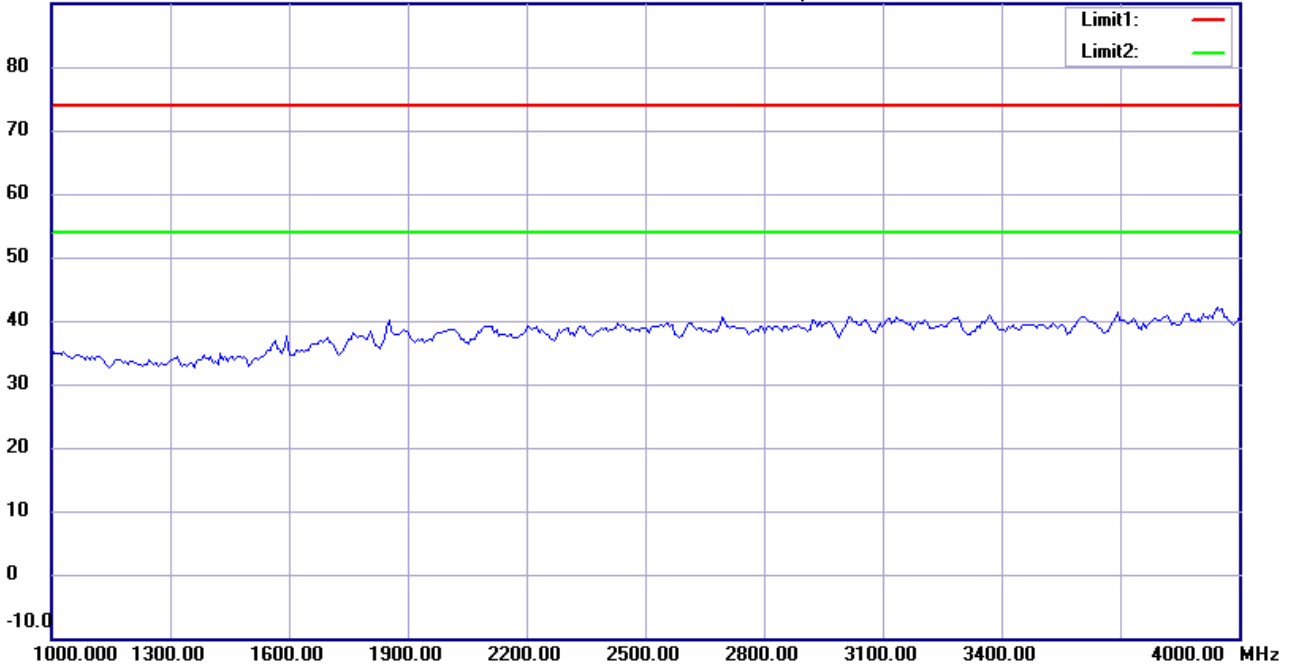
Date: 2015/12/30

Temperature:24 °C

90.0 dBuV/m

Time: 上午 10:17:19

Humidity:60 %



Site : Chamber

Condition : FCC_part 15E RE_Above 1GHz_PK

EUT : W6M21512-15493

M/N:

Test Mode : TX 802.11n 40M CH159

Note :

Polarization: *Horizontal*

Power : 10.8 Vd.c.

Distance: 3m

Mk.	Frequency (MHz)	Reading (dBuV)	Detector	Corr. factor (dB/m)	Result (dBuV/m)	Limit (dBuV/m)	Ant.Pos (cm)	Tab.Pos (deg.)	Margin (dB)	Comment
-----	-----------------	----------------	----------	---------------------	-----------------	----------------	--------------	----------------	-------------	---------



Radiated Emission Measurement

Operator: Roy

File :3

Data :#7

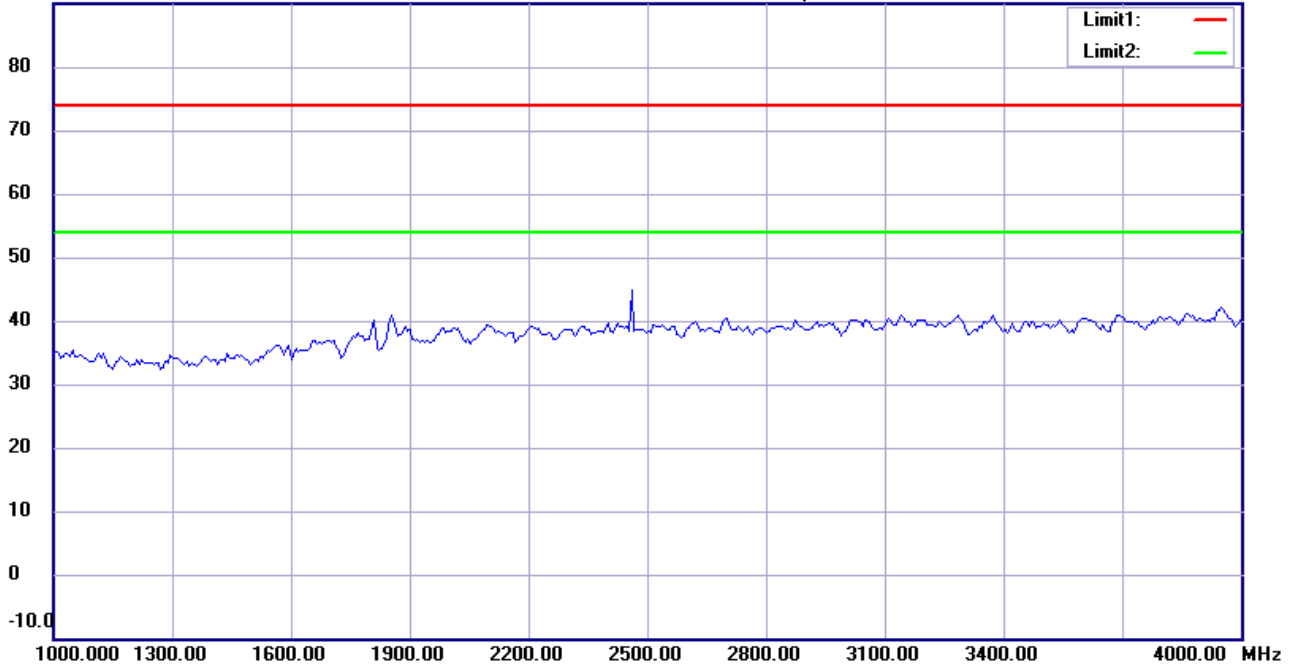
Date: 2015/12/30

Temperature:24 °C

90.0 dBuV/m

Time: 上午 10:23:13

Humidity:60 %



Site : Chamber

Condition : FCC_part 15E RE_Above 1GHz_PK

EUT : W6M21512-15493

M/N:

Test Mode : TX 802.11n 40M CH159

Note :

Polarization: *Vertical*

Power : 10.8 Vd.c.

Distance: 3m

Mk.	Frequency (MHz)	Reading (dBuV)	Detector	Corr. factor (dB/m)	Result (dBuV/m)	Limit (dBuV/m)	Ant.Pos (cm)	Tab.Pos (deg.)	Margin (dB)	Comment
-----	-----------------	----------------	----------	---------------------	-----------------	----------------	--------------	----------------	-------------	---------



Radiated Emission Measurement

Operator: Roy

File :3

Data :#2

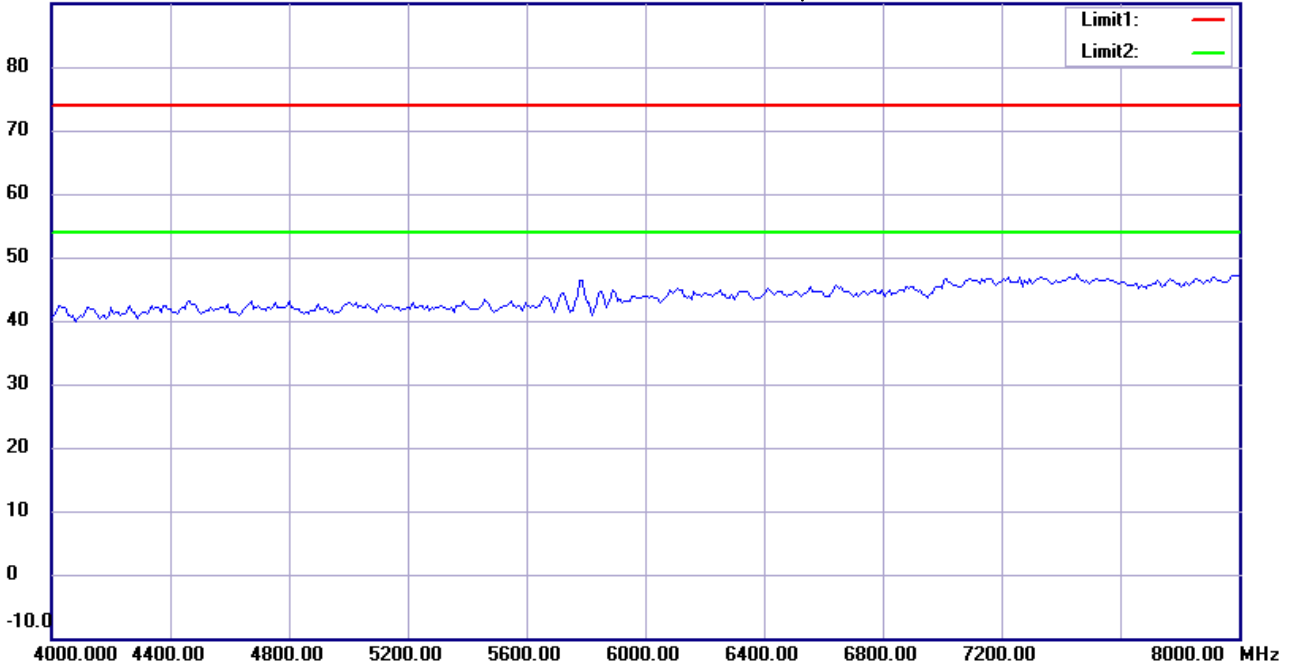
Date: 2015/12/30

Temperature:24 °C

90.0 dBuV/m

Time: 上午 10:18:05

Humidity:60 %



Site : Chamber

Condition : FCC_part 15E RE_Above 1GHz_PK

EUT : W6M21512-15493

M/N:

Test Mode : TX 802.11n 40M CH159

Note :

Polarization: *Horizontal*

Power : 10.8 Vd.c.

Distance: 3m

Mk.	Frequency (MHz)	Reading (dBuV)	Detector	Corr. factor (dB/m)	Result (dBuV/m)	Limit (dBuV/m)	Ant.Pos (cm)	Tab.Pos (deg.)	Margin (dB)	Comment
-----	-----------------	----------------	----------	---------------------	-----------------	----------------	--------------	----------------	-------------	---------



Radiated Emission Measurement

Operator: Roy

File :3

Data :#8

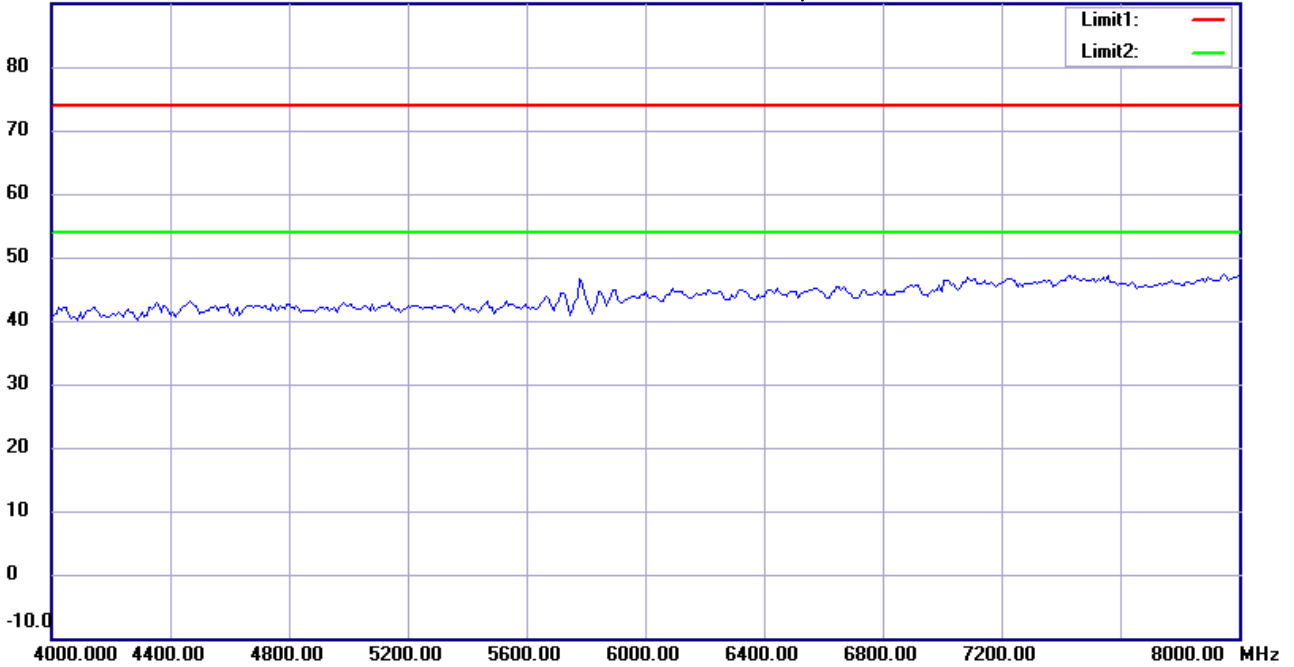
Date: 2015/12/30

Temperature:24 °C

90.0 dBuV/m

Time: 上午 10:24:00

Humidity:60 %



Site : Chamber

Condition : FCC_part 15E RE_Above 1GHz_PK

EUT : W6M21512-15493

M/N:

Test Mode : TX 802.11n 40M CH159

Note :

Polarization: *Vertical*

Power : 10.8 Vd.c.

Distance: 3m

Mk.	Frequency (MHz)	Reading (dBuV)	Detector	Corr. factor (dB/m)	Result (dBuV/m)	Limit (dBuV/m)	Ant.Pos (cm)	Tab.Pos (deg.)	Margin (dB)	Comment
-----	-----------------	----------------	----------	---------------------	-----------------	----------------	--------------	----------------	-------------	---------



Radiated Emission Measurement

Operator: Roy

File :3

Data :#3

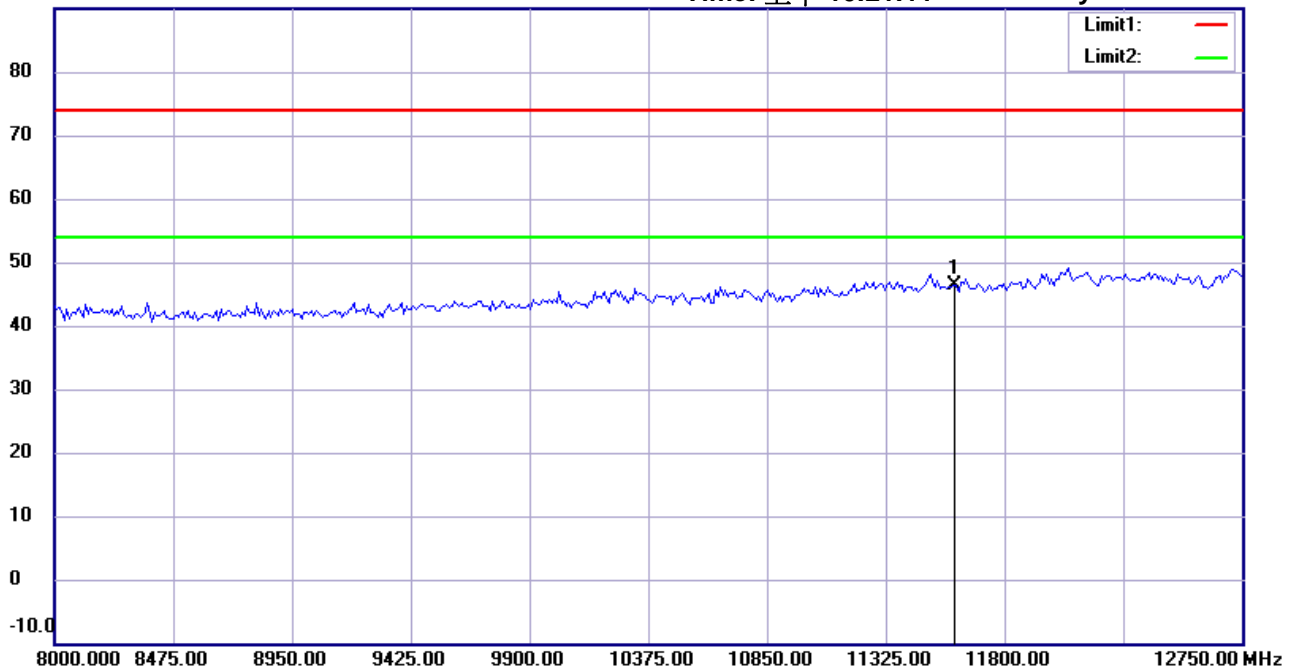
Date: 2015/12/30

Temperature:24 °C

90.0 dBuV/m

Time: 上午 10:21:11

Humidity:60 %



Site : Chamber

Condition : FCC_part 15E RE_Above 1GHz_PK

EUT : W6M21512-15493

M/N:

Test Mode : TX 802.11n 40M CH159

Note :

Polarization: *Horizontal*

Power : 10.8 Vd.c.

Distance: 3m

Mk.	Frequency (MHz)	Reading (dBuV)	Detector	Corr. factor (dB/m)	Result (dBuV/m)	Limit (dBuV/m)	Ant.Pos (cm)	Tab.Pos (deg.)	Margin (dB)	Comment
*	11590.000	34.45	peak	12.00	46.45	74.00	100	50	-27.55	



Radiated Emission Measurement

Operator: Roy

File :3

Data :#9

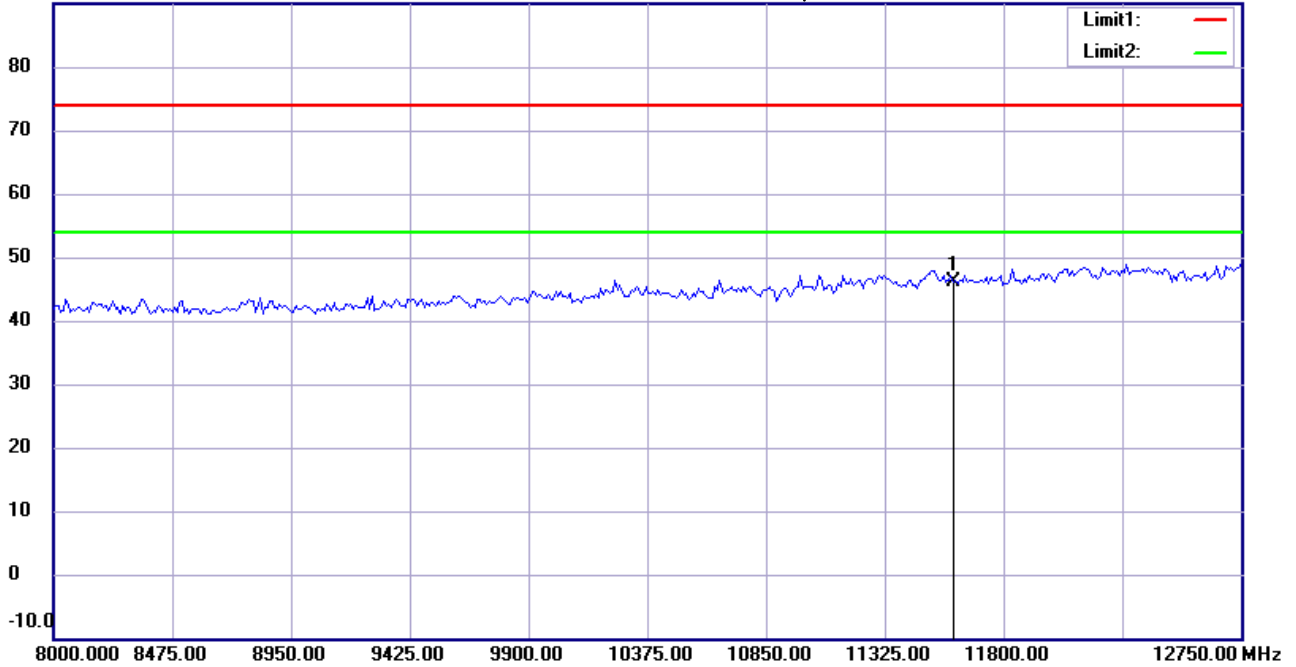
Date: 2015/12/30

Temperature:24 °C

90.0 dBuV/m

Time: 上午 10:24:53

Humidity:60 %



Site : Chamber

Condition : FCC_part 15E RE_Above 1GHz_PK

EUT : W6M21512-15493

M/N:

Test Mode : TX 802.11n 40M CH159

Note :

Polarization: *Vertical*

Power : 10.8 Vd.c.

Distance: 3m

Mk.	Frequency (MHz)	Reading (dBuV)	Detector	Corr. factor (dB/m)	Result (dBuV/m)	Limit (dBuV/m)	Ant.Pos (cm)	Tab.Pos (deg.)	Margin (dB)	Comment
*	11590.000	34.09	peak	12.00	46.09	74.00	100	95	-27.91	



Radiated Emission Measurement

Operator: Roy

File :3

Data :#4

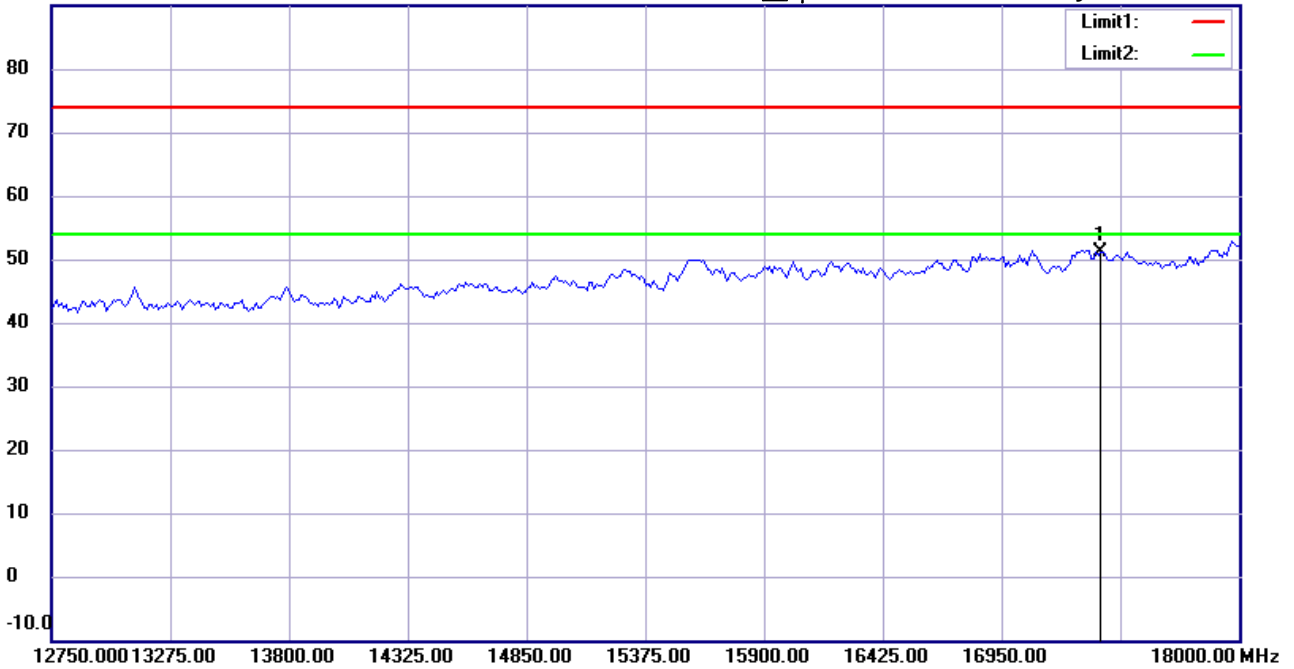
Date: 2015/12/30

Temperature:24 °C

90.0 dBuV/m

Time: 上午 10:22:04

Humidity:60 %



Site : Chamber

Condition : FCC_part 15E RE_Above 1GHz_PK

Polarization: *Horizontal*

EUT : W6M21512-15493

Power : 10.8 Vd.c.

M/N:

Distance: 3m

Test Mode : TX 802.11n 40M CH159

Note :

Mk.	Frequency (MHz)	Reading (dBuV)	Detector	Corr. factor (dB/m)	Result (dBuV/m)	Limit (dBuV/m)	Ant.Pos (cm)	Tab.Pos (deg.)	Margin (dB)	Comment
*	17385.000	28.74	peak	22.42	51.16	74.00	100	300	-22.84	



Radiated Emission Measurement

Operator: Roy

File :3

Data :#10

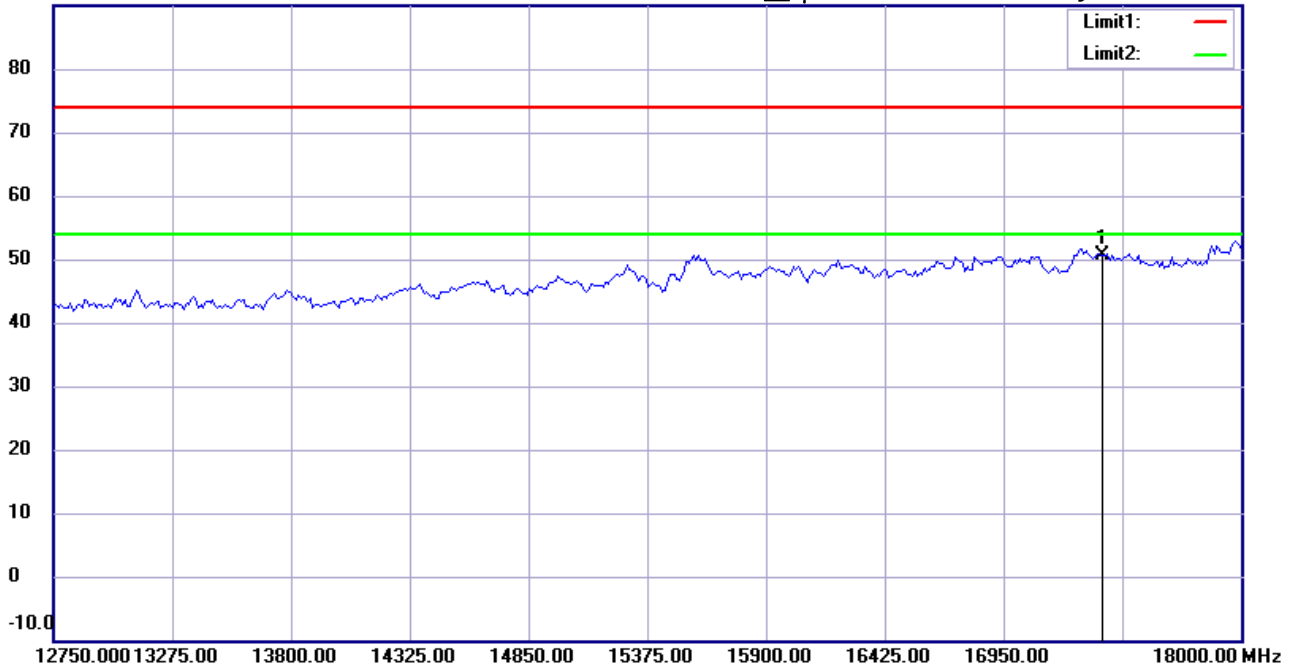
Date: 2015/12/30

Temperature:24 °C

90.0 dBuV/m

Time: 上午 10:25:47

Humidity:60 %



Site : Chamber

Condition : FCC_part 15E RE_Above 1GHz_PK

Polarization: *Vertical*

EUT : W6M21512-15493

Power : 10.8 Vd.c.

M/N:

Distance: 3m

Test Mode : TX 802.11n 40M CH159

Note :

Mk.	Frequency (MHz)	Reading (dBuV)	Detector	Corr. factor (dB/m)	Result (dBuV/m)	Limit (dBuV/m)	Ant.Pos (cm)	Tab.Pos (deg.)	Margin (dB)	Comment
*	17385.000	28.23	peak	22.42	50.65	74.00	100	70	-23.35	



Radiated Emission Measurement

Operator: Roy

File :3

Data :#5

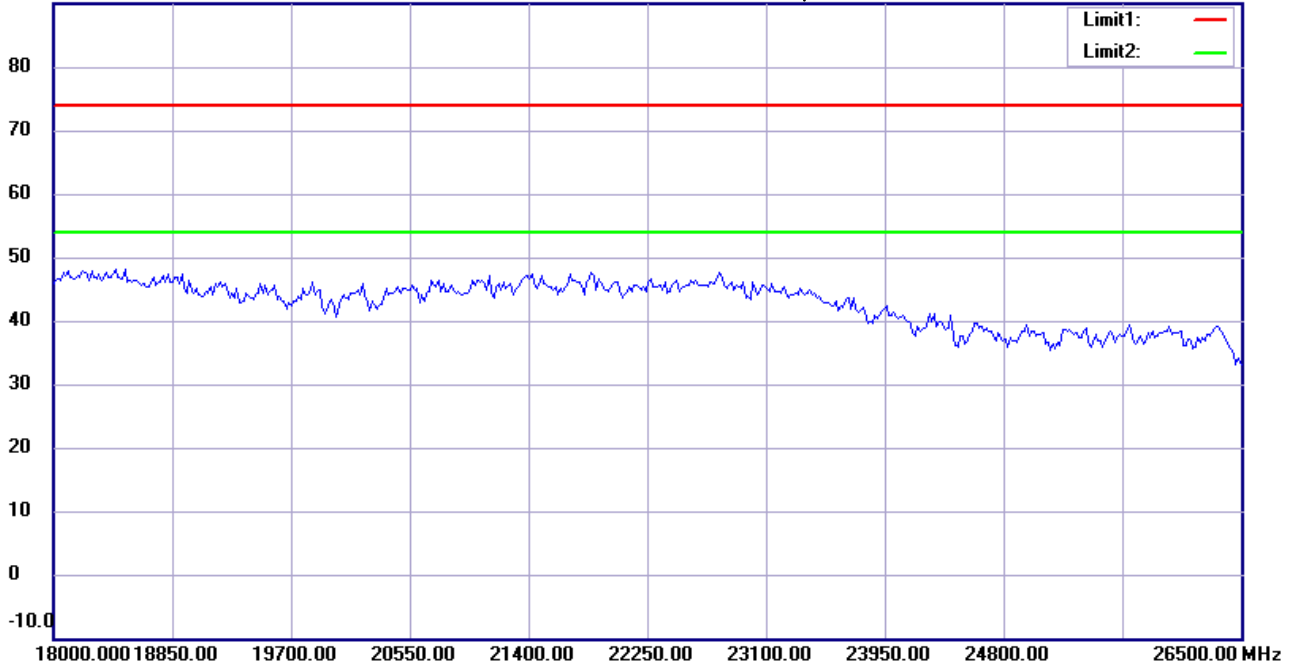
Date: 2015/12/30

Temperature:24 °C

90.0 dBuV/m

Time: 上午 10:22:14

Humidity:60 %



Site : Chamber

Condition : FCC_part 15E RE_Above 1GHz_PK

EUT : W6M21512-15493

M/N:

Test Mode : TX 802.11n 40M CH159

Note :

Polarization: *Horizontal*

Power : 10.8 Vd.c.

Distance: 3m

Mk.	Frequency (MHz)	Reading (dBuV)	Detector	Corr. factor (dB/m)	Result (dBuV/m)	Limit (dBuV/m)	Ant.Pos (cm)	Tab.Pos (deg.)	Margin (dB)	Comment
-----	-----------------	----------------	----------	---------------------	-----------------	----------------	--------------	----------------	-------------	---------



Radiated Emission Measurement

Operator: Roy

File :3

Data :#11

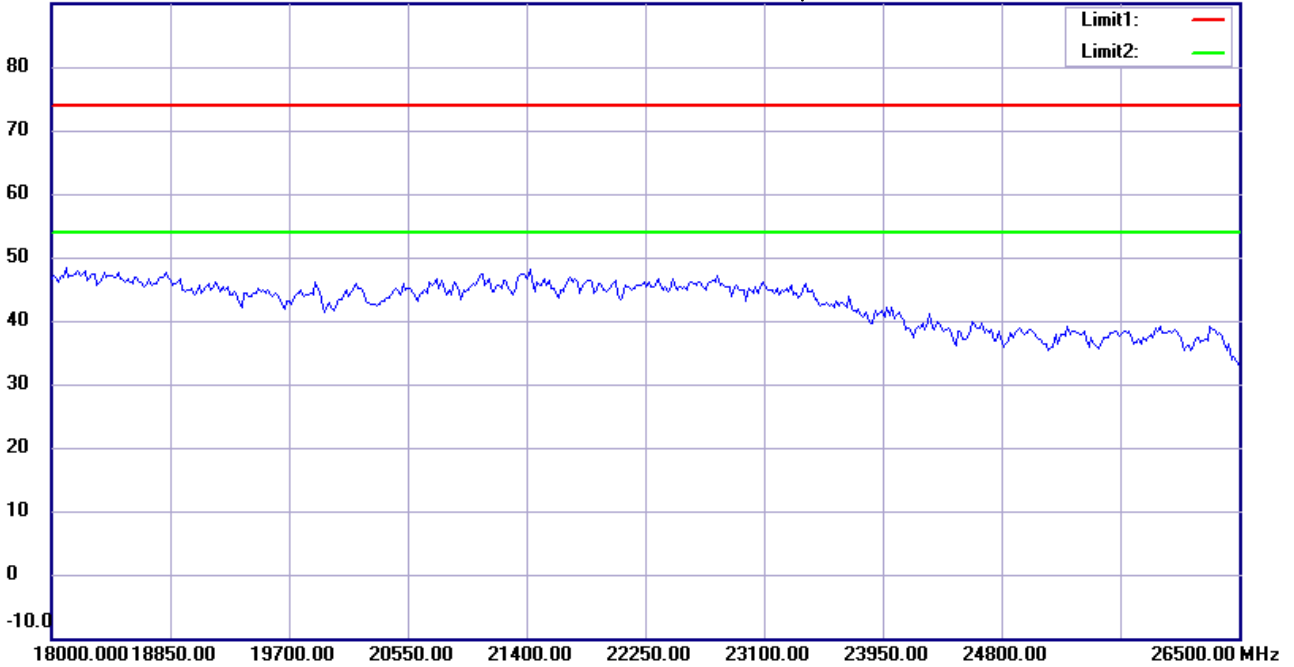
Date: 2015/12/30

Temperature:24 °C

90.0 dBuV/m

Time: 上午 10:25:57

Humidity:60 %



Site : Chamber

Condition : FCC_part 15E RE_Above 1GHz_PK

EUT : W6M21512-15493

M/N:

Test Mode : TX 802.11n 40M CH159

Note :

Polarization: *Vertical*

Power : 10.8 Vd.c.

Distance: 3m

Mk.	Frequency (MHz)	Reading (dBuV)	Detector	Corr. factor (dB/m)	Result (dBuV/m)	Limit (dBuV/m)	Ant.Pos (cm)	Tab.Pos (deg.)	Margin (dB)	Comment
-----	-----------------	----------------	----------	---------------------	-----------------	----------------	--------------	----------------	-------------	---------



Radiated Emission Measurement

Operator: Roy

File :3

Data :#6

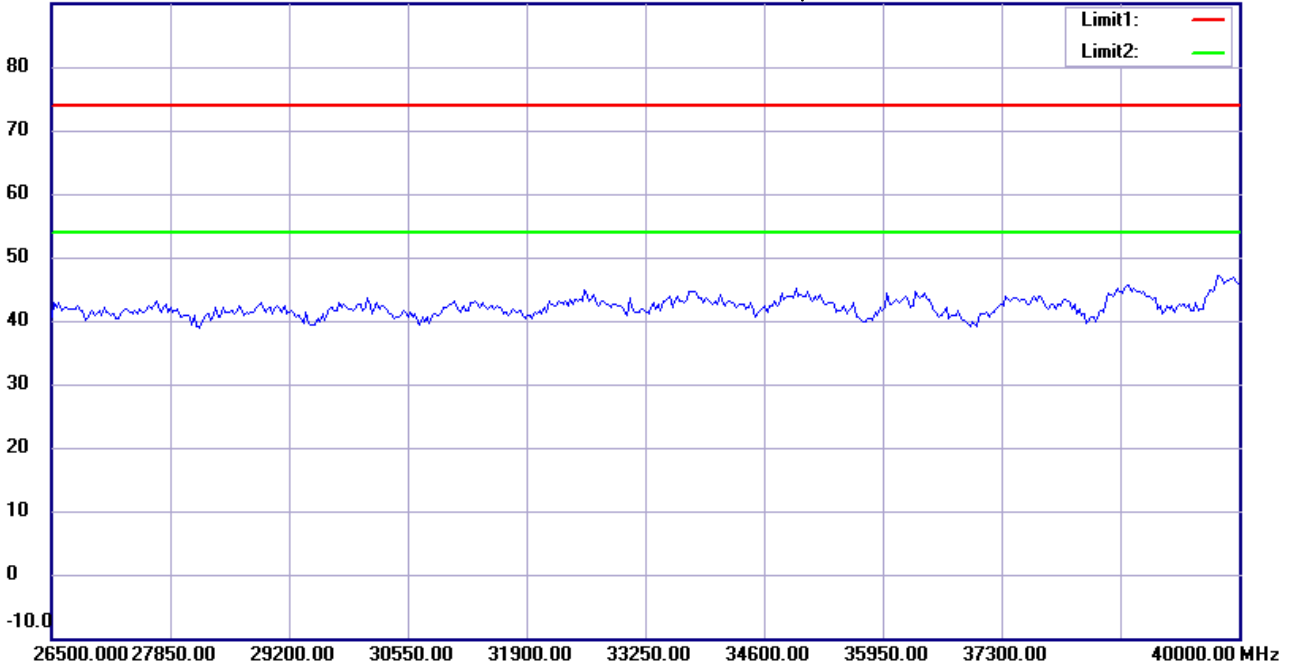
Date: 2015/12/30

Temperature:24 °C

90.0 dBuV/m

Time: 上午 10:22:24

Humidity:60 %



Site : Chamber

Condition : FCC_part 15E RE_Above 1GHz_PK

EUT : W6M21512-15493

M/N:

Test Mode : TX 802.11n 40M CH159

Note :

Polarization: *Horizontal*

Power : 10.8 Vd.c.

Distance: 3m

Mk.	Frequency (MHz)	Reading (dBuV)	Detector	Corr. factor (dB/m)	Result (dBuV/m)	Limit (dBuV/m)	Ant.Pos (cm)	Tab.Pos (deg.)	Margin (dB)	Comment
-----	-----------------	----------------	----------	---------------------	-----------------	----------------	--------------	----------------	-------------	---------



Radiated Emission Measurement

Operator: Roy

File :3

Data :#12

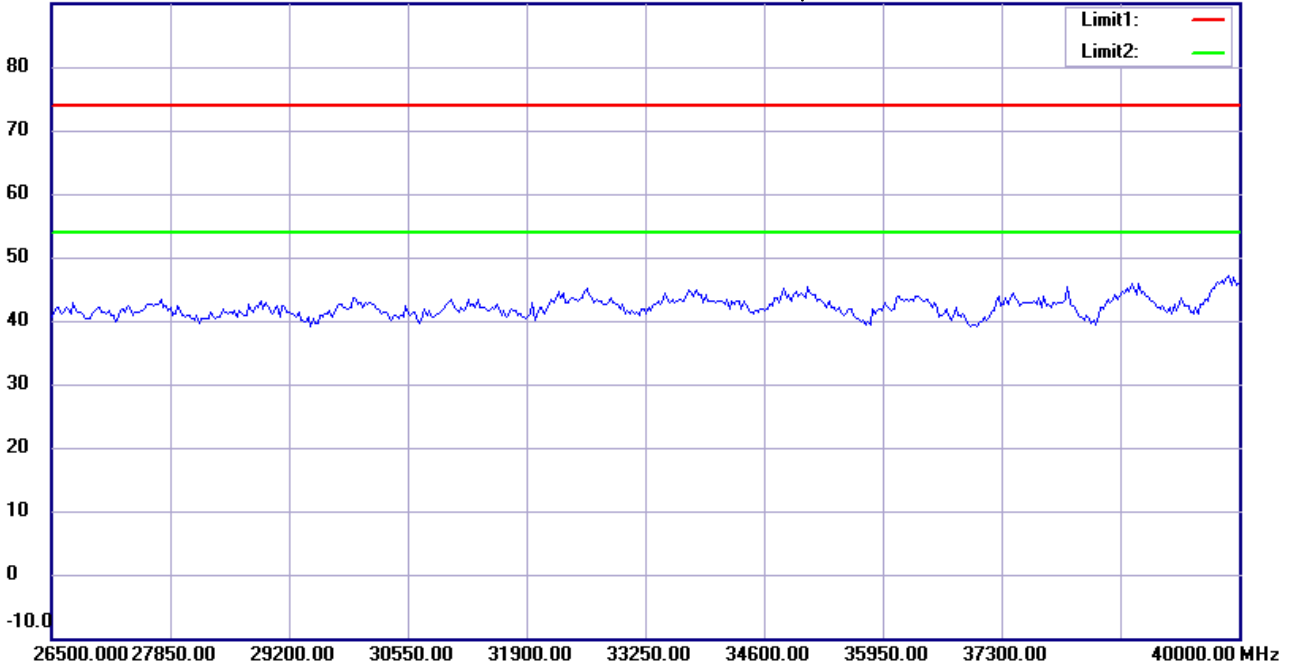
Date: 2015/12/30

Temperature:24 °C

90.0 dBuV/m

Time: 上午 10:26:07

Humidity:60 %



Site : Chamber

Condition : FCC_part 15E RE_Above 1GHz_PK

EUT : W6M21512-15493

M/N:

Test Mode : TX 802.11n 40M CH159

Note :

Polarization: *Vertical*

Power : 10.8 Vd.c.

Distance: 3m

Mk.	Frequency (MHz)	Reading (dBuV)	Detector	Corr. factor (dB/m)	Result (dBuV/m)	Limit (dBuV/m)	Ant.Pos (cm)	Tab.Pos (deg.)	Margin (dB)	Comment
-----	-----------------	----------------	----------	---------------------	-----------------	----------------	--------------	----------------	-------------	---------



Radiated Emission Measurement

Operator: Leon

File :1

Data :#1

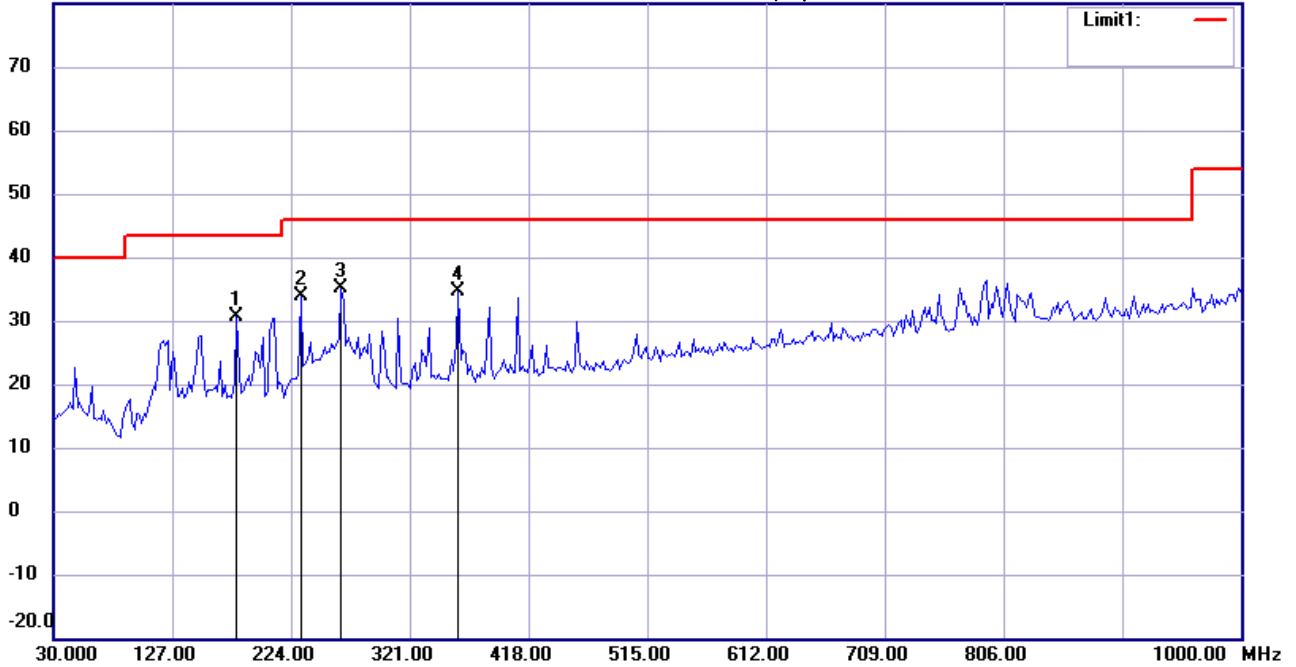
Date: 2016/1/23

Temperature:24 °C

80.0 dBuV/m

Time: 下午 05:28:25

Humidity:60 %



Site : Chamber

Condition : FCC_part 15 RE-Class E_30-1000MHz

Polarization: *Horizontal*

EUT : W6M21512-15493

Power : 10.8 Vd.c.

M/N:

Distance: 3m

Test Mode : TX 802.11ac CH155

Note :

Mk.	Frequency (MHz)	Reading (dBuV)	Detector	Corr. factor (dB/m)	Result (dBuV/m)	Limit (dBuV/m)	Ant.Pos (cm)	Tab.Pos (deg.)	Margin (dB)	Comment
	179.6793	16.90	peak	13.73	30.63	43.50	100	115	-12.87	
	232.1642	20.05	peak	13.83	33.88	46.00	100	245	-12.12	
*	265.2102	20.41	peak	14.76	35.17	46.00	100	170	-10.83	
	360.4607	17.18	peak	17.53	34.71	46.00	100	260	-11.29	



Radiated Emission Measurement

Operator: Leon

File :1

Data :#2

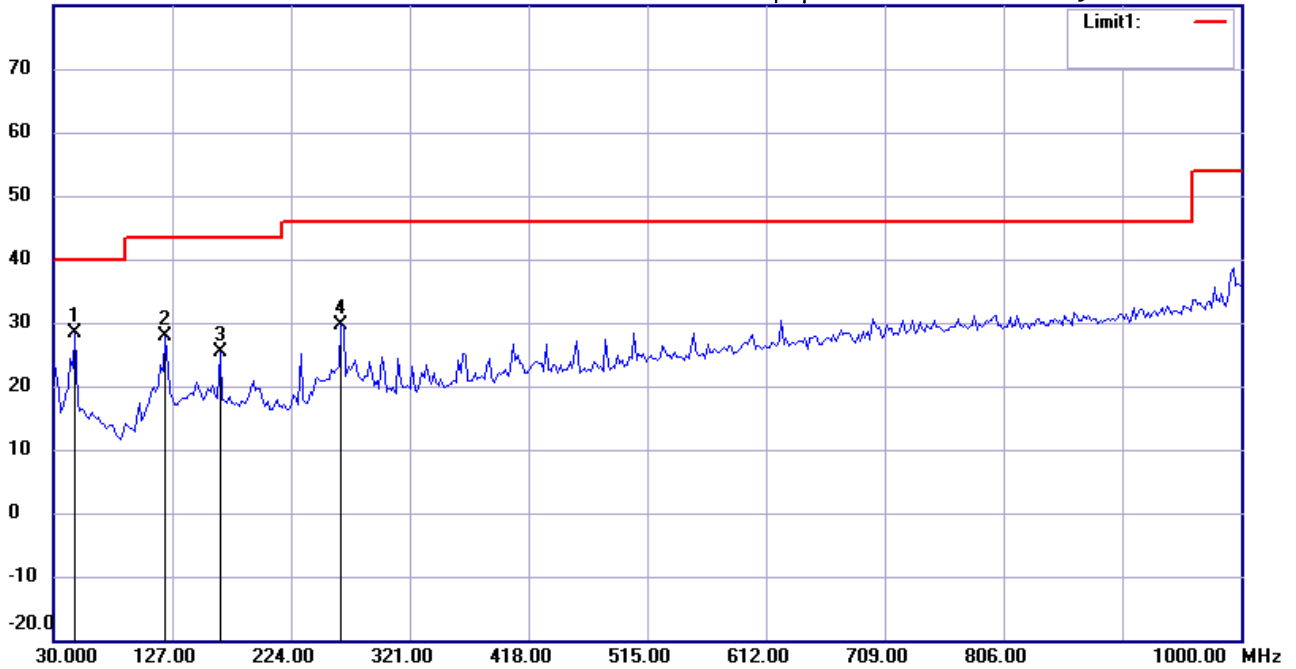
Date: 2016/1/23

Temperature:24 °C

80.0 dBuV/m

Time: 下午 05:29:11

Humidity:60 %



Site : Chamber

Condition : FCC_part 15 RE-Class E_30-1000MHz

Polarization: *Vertical*

EUT : W6M21512-15493

Power : 10.8 Vd.c.

M/N:

Distance: 3m

Test Mode : TX 802.11ac CH155

Note :

Mk.	Frequency (MHz)	Reading (dBuV)	Detector	Corr. factor (dB/m)	Result (dBuV/m)	Limit (dBuV/m)	Ant.Pos (cm)	Tab.Pos (deg.)	Margin (dB)	Comment
*	47.4950	14.22	peak	14.09	28.31	40.00	100	65	-11.69	
	121.3627	14.09	peak	13.79	27.88	43.50	100	110	-15.62	
	166.0721	10.37	peak	15.04	25.41	43.50	100	210	-18.09	
	265.2104	14.97	peak	14.76	29.73	46.00	100	245	-16.27	



Radiated Emission Measurement

Operator: Roy

File :3

Data :#1

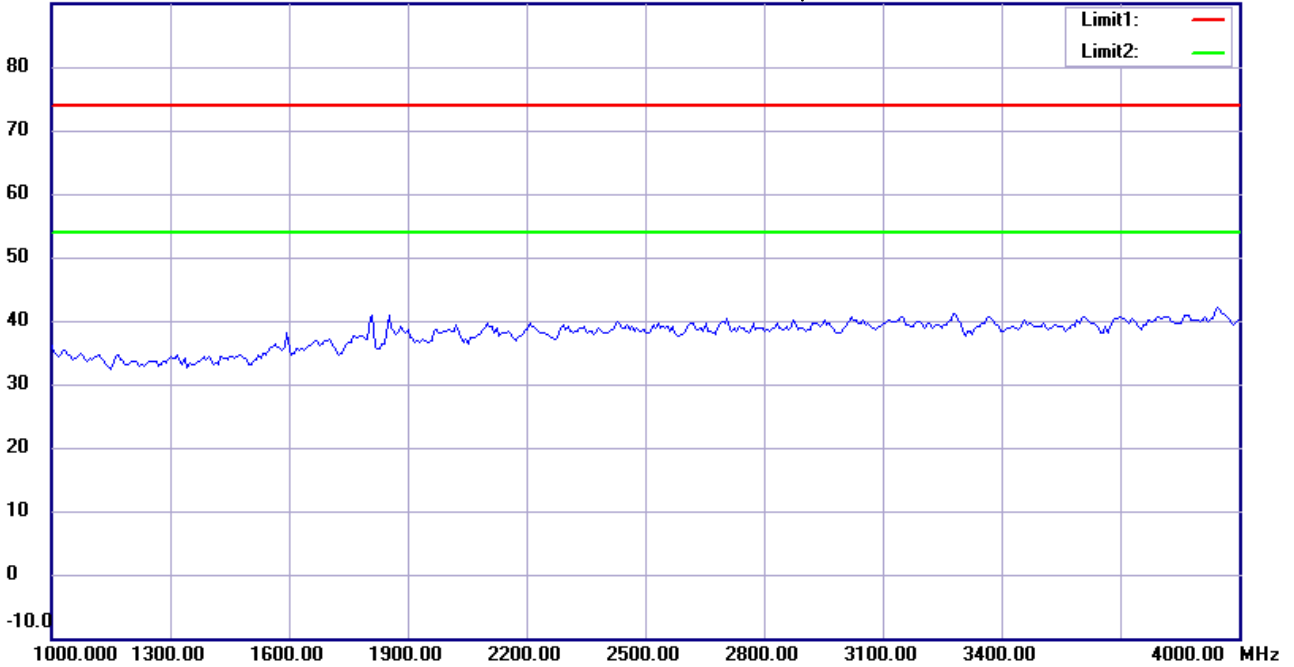
Date: 2015/12/30

Temperature:24 °C

90.0 dBuV/m

Time: 上午 09:55:39

Humidity:60 %



Site : Chamber

Condition : FCC_part 15E RE_Above 1GHz_PK

EUT : W6M21512-15493

M/N:

Test Mode : TX 802.11ac CH155

Note :

Polarization: *Horizontal*

Power : 10.8 Vd.c.

Distance: 3m

Mk.	Frequency (MHz)	Reading (dBuV)	Detector	Corr. factor (dB/m)	Result (dBuV/m)	Limit (dBuV/m)	Ant.Pos (cm)	Tab.Pos (deg.)	Margin (dB)	Comment
-----	-----------------	----------------	----------	---------------------	-----------------	----------------	--------------	----------------	-------------	---------



Radiated Emission Measurement

Operator: Roy

File :3

Data :#7

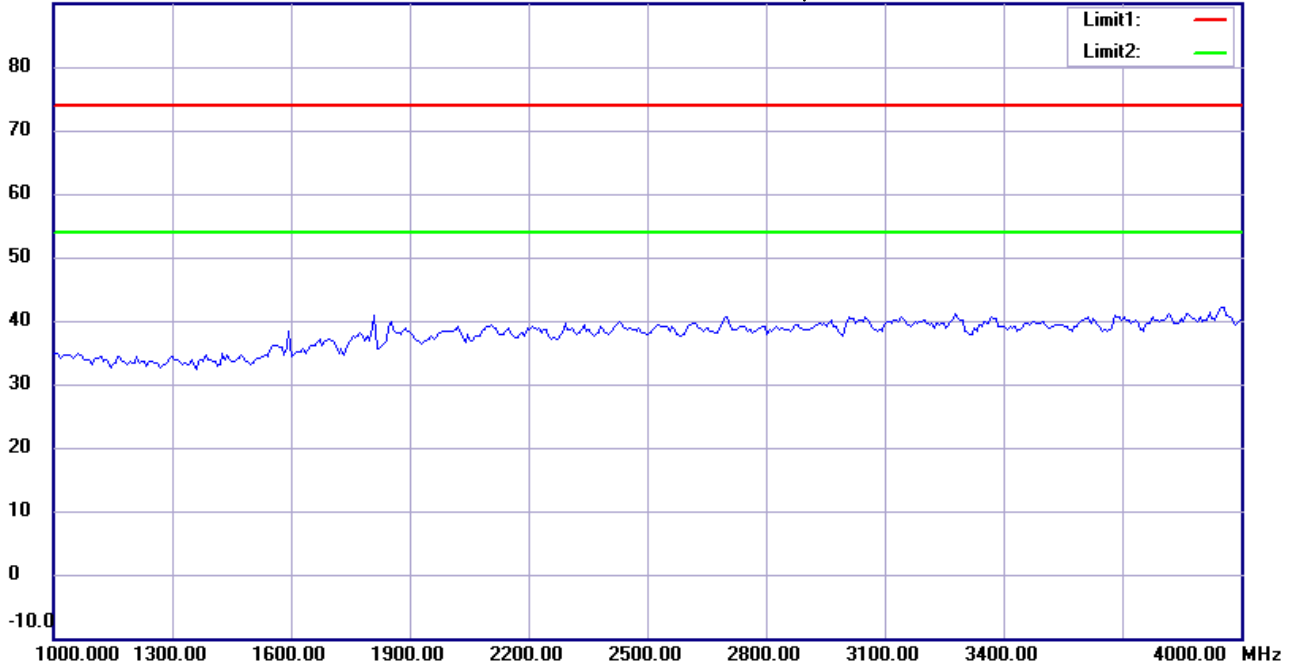
Date: 2015/12/30

Temperature:24 °C

90.0 dBuV/m

Time: 上午 09:59:36

Humidity:60 %



Site : Chamber

Condition : FCC_part 15E RE_Above 1GHz_PK

EUT : W6M21512-15493

M/N:

Test Mode : TX 802.11ac CH155

Note :

Polarization: *Vertical*

Power : 10.8 Vd.c.

Distance: 3m

Mk.	Frequency (MHz)	Reading (dBuV)	Detector	Corr. factor (dB/m)	Result (dBuV/m)	Limit (dBuV/m)	Ant.Pos (cm)	Tab.Pos (deg.)	Margin (dB)	Comment
-----	-----------------	----------------	----------	---------------------	-----------------	----------------	--------------	----------------	-------------	---------



Radiated Emission Measurement

Operator: Roy

File :3

Data :#2

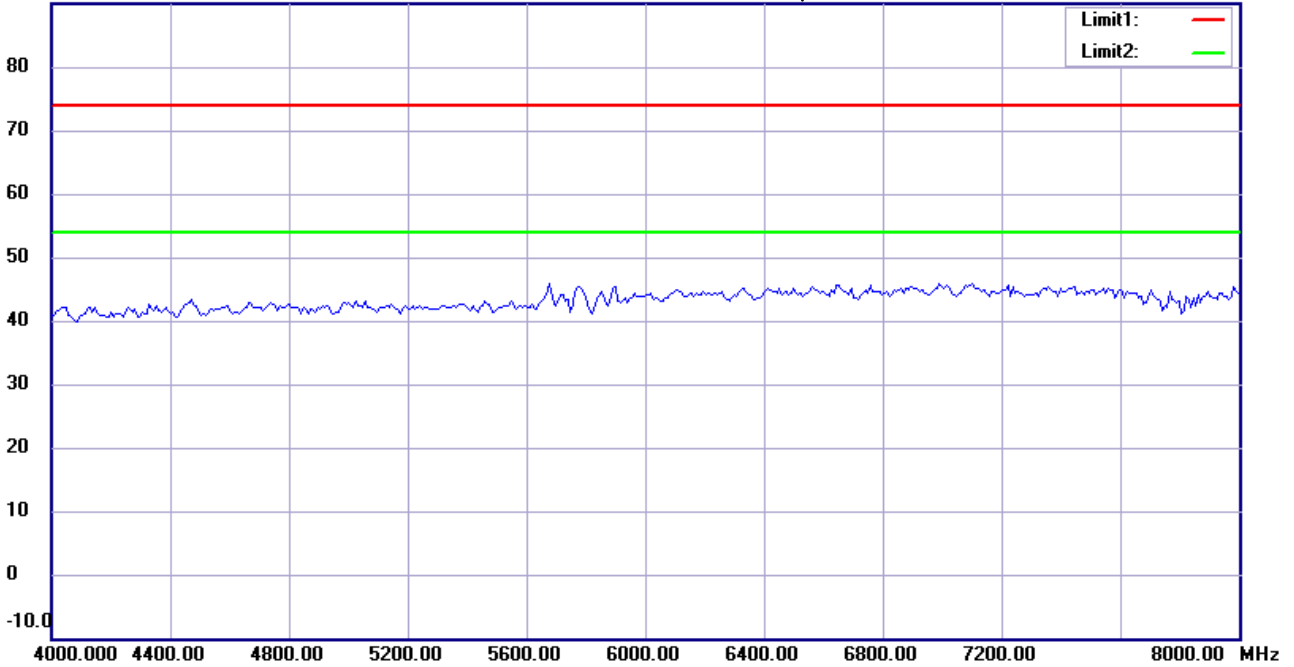
Date: 2015/12/30

Temperature:24 °C

90.0 dBuV/m

Time: 上午 09:56:25

Humidity:60 %



Site : Chamber

Condition : FCC_part 15E RE_Above 1GHz_PK

EUT : W6M21512-15493

M/N:

Test Mode : TX 802.11ac CH155

Note :

Polarization: *Horizontal*

Power : 10.8 Vd.c.

Distance: 3m

Mk.	Frequency (MHz)	Reading (dBuV)	Detector	Corr. factor (dB/m)	Result (dBuV/m)	Limit (dBuV/m)	Ant.Pos (cm)	Tab.Pos (deg.)	Margin (dB)	Comment
-----	-----------------	----------------	----------	---------------------	-----------------	----------------	--------------	----------------	-------------	---------



Radiated Emission Measurement

Operator: Roy

File :3

Data :#8

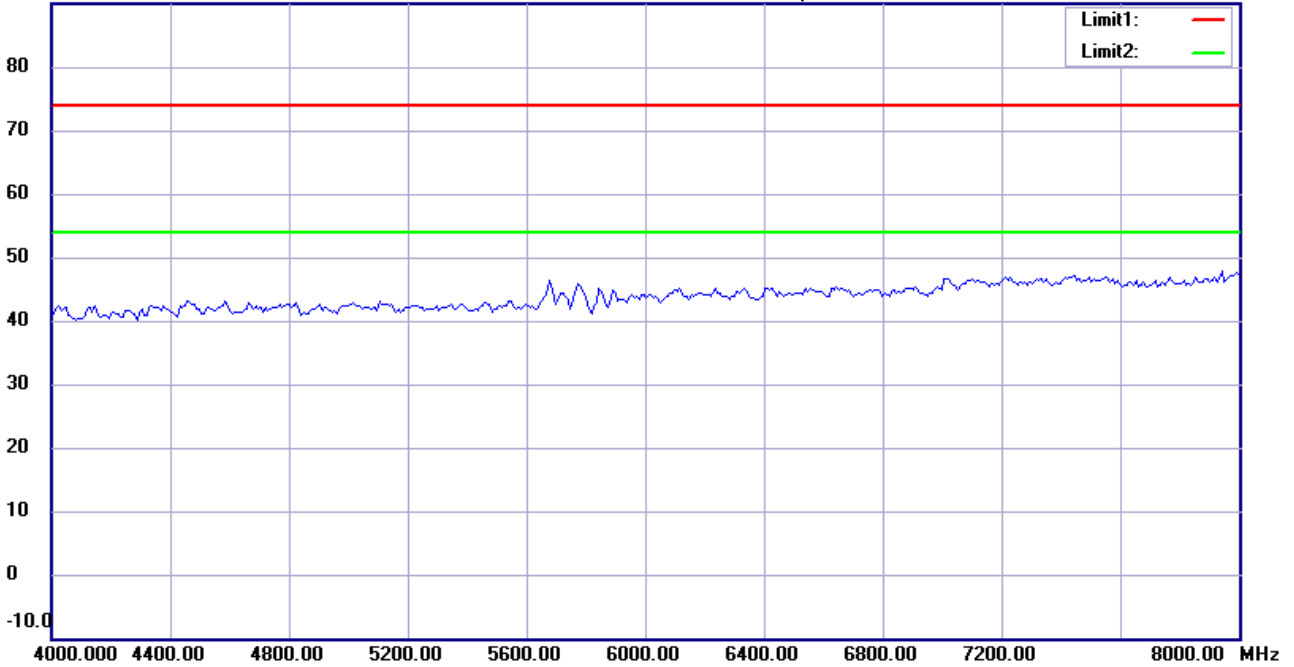
Date: 2015/12/30

Temperature:24 °C

90.0 dBuV/m

Time: 上午 10:00:22

Humidity:60 %



Site : Chamber

Condition : FCC_part 15E RE_Above 1GHz_PK

EUT : W6M21512-15493

M/N:

Test Mode : TX 802.11ac CH155

Note :

Polarization: *Vertical*

Power : 10.8 Vd.c.

Distance: 3m

Mk.	Frequency (MHz)	Reading (dBuV)	Detector	Corr. factor (dB/m)	Result (dBuV/m)	Limit (dBuV/m)	Ant.Pos (cm)	Tab.Pos (deg.)	Margin (dB)	Comment
-----	-----------------	----------------	----------	---------------------	-----------------	----------------	--------------	----------------	-------------	---------



Radiated Emission Measurement

Operator: Roy

File :3

Data :#3

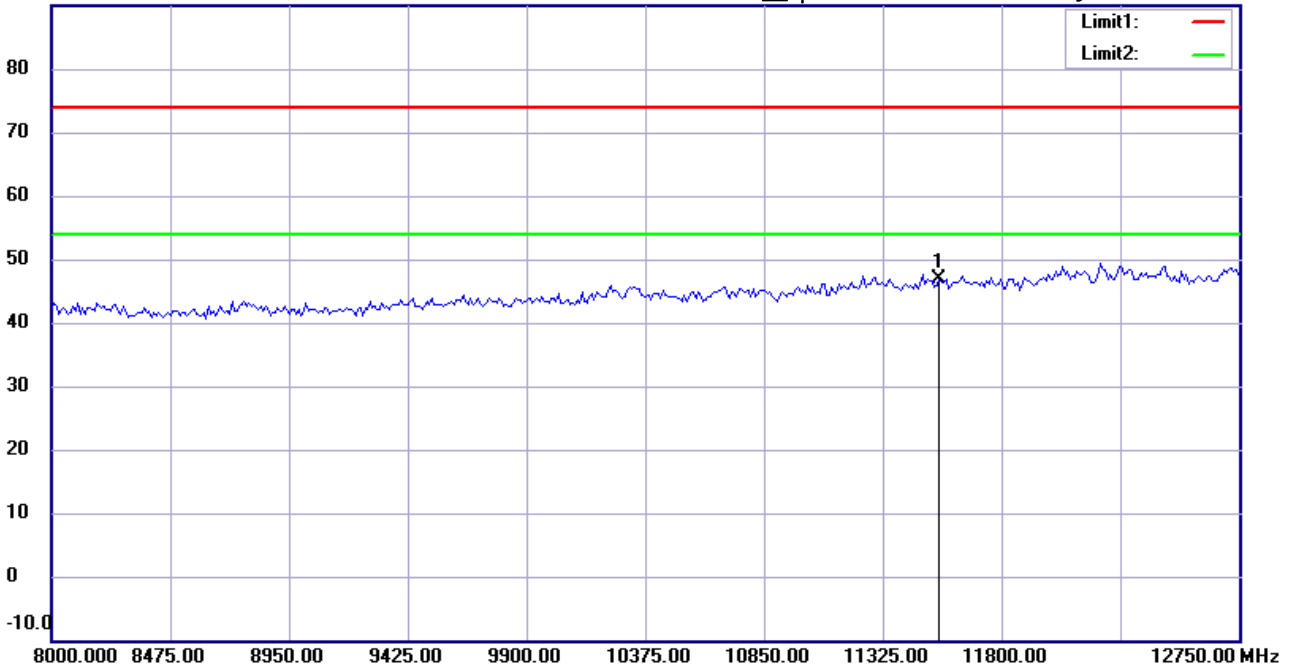
Date: 2015/12/30

Temperature:24 °C

90.0 dBuV/m

Time: 上午 09:57:27

Humidity:60 %



Site : Chamber

Condition : FCC_part 15E RE_Above 1GHz_PK

EUT : W6M21512-15493

M/N:

Test Mode : TX 802.11ac CH155

Note :

Polarization: *Horizontal*

Power : 10.8 Vd.c.

Distance: 3m

Mk.	Frequency (MHz)	Reading (dBuV)	Detector	Corr. factor (dB/m)	Result (dBuV/m)	Limit (dBuV/m)	Ant.Pos (cm)	Tab.Pos (deg.)	Margin (dB)	Comment
*	11550.000	34.66	peak	12.18	46.84	74.00	100	215	-27.16	



Radiated Emission Measurement

Operator: Roy

File :3

Data :#9

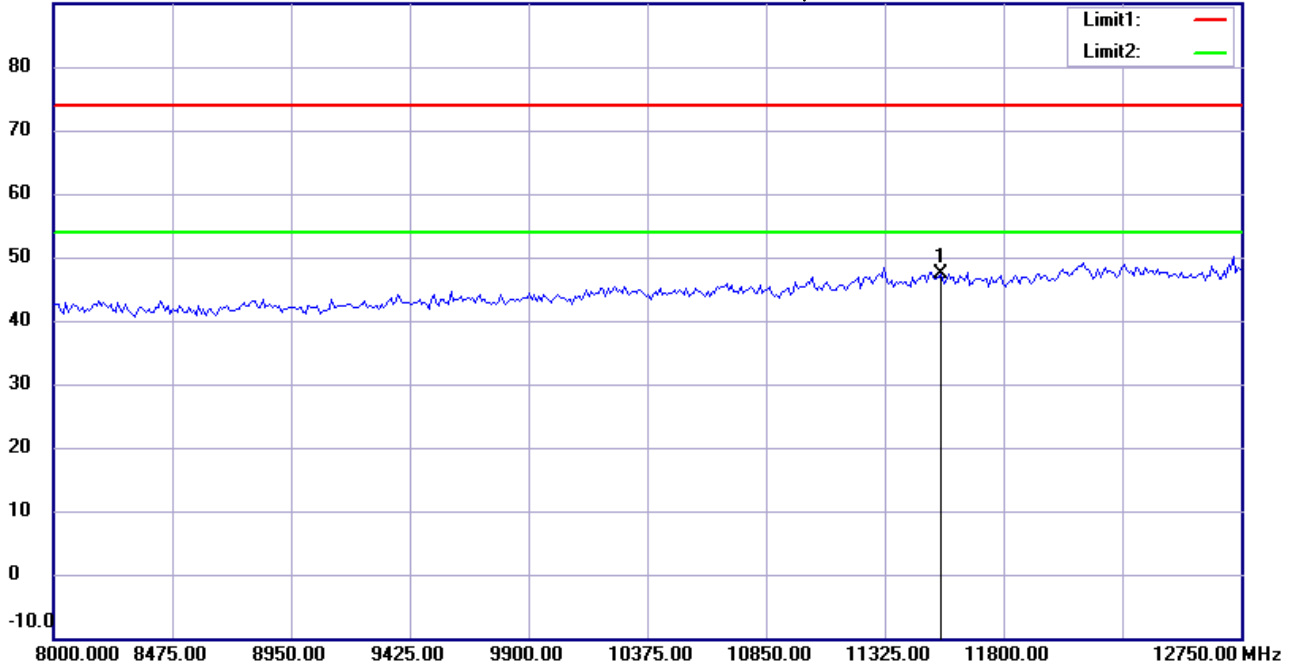
Date: 2015/12/30

Temperature:24 °C

90.0 dBuV/m

Time: 上午 10:01:16

Humidity:60 %



Site : Chamber

Condition : FCC_part 15E RE_Above 1GHz_PK

EUT : W6M21512-15493

M/N:

Test Mode : TX 802.11ac CH155

Note :

Polarization: *Vertical*

Power : 10.8 Vd.c.

Distance: 3m

Mk.	Frequency (MHz)	Reading (dBuV)	Detector	Corr. factor (dB/m)	Result (dBuV/m)	Limit (dBuV/m)	Ant.Pos (cm)	Tab.Pos (deg.)	Margin (dB)	Comment
*	11550.000	35.10	peak	12.18	47.28	74.00	100	100	-26.72	



Radiated Emission Measurement

Operator: Roy

File :3

Data :#4

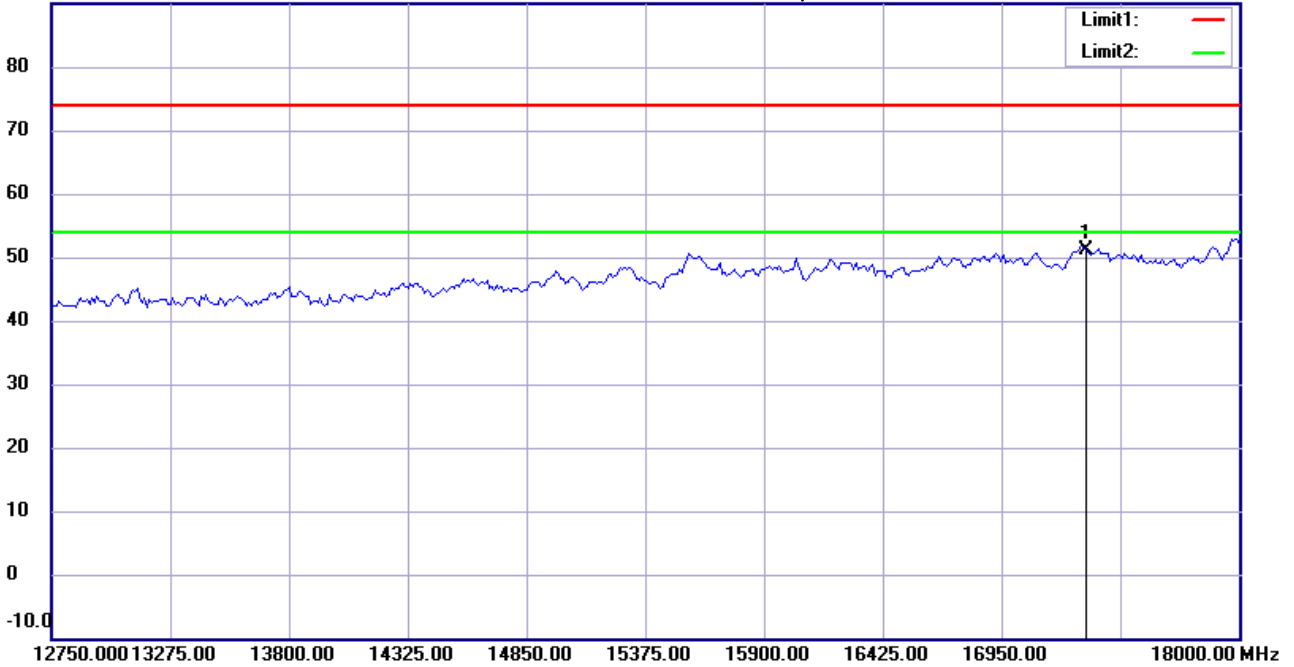
Date: 2015/12/30

Temperature:24 °C

90.0 dBuV/m

Time: 上午 09:58:22

Humidity:60 %



Site : Chamber

Condition : FCC_part 15E RE_Above 1GHz_PK

EUT : W6M21512-15493

M/N:

Test Mode : TX 802.11ac CH155

Note :

Polarization: *Horizontal*

Power : 10.8 Vd.c.

Distance: 3m

Mk.	Frequency (MHz)	Reading (dBuV)	Detector	Corr. factor (dB/m)	Result (dBuV/m)	Limit (dBuV/m)	Ant.Pos (cm)	Tab.Pos (deg.)	Margin (dB)	Comment
*	17325.000	28.38	peak	22.84	51.22	74.00	100	65	-22.78	



Radiated Emission Measurement

Operator: Roy

File :3

Data :#10

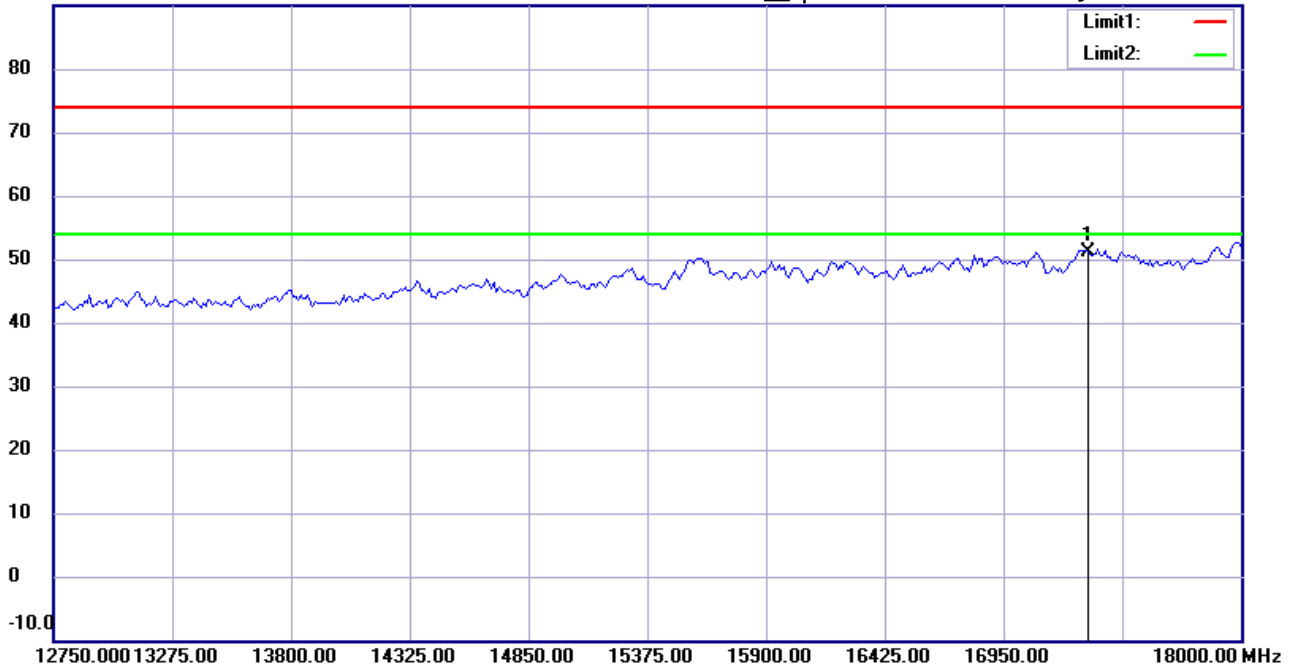
Date: 2015/12/30

Temperature:24 °C

90.0 dBuV/m

Time: 上午 10:02:11

Humidity:60 %



Site : Chamber

Condition : FCC_part 15E RE_Above 1GHz_PK

Polarization: *Vertical*

EUT : W6M21512-15493

Power : 10.8 Vd.c.

M/N:

Distance: 3m

Test Mode : TX 802.11ac CH155

Note :

Mk.	Frequency (MHz)	Reading (dBuV)	Detector	Corr. factor (dB/m)	Result (dBuV/m)	Limit (dBuV/m)	Ant.Pos (cm)	Tab.Pos (deg.)	Margin (dB)	Comment
*	17325.000	28.30	peak	22.84	51.14	74.00	100	50	-22.86	



Radiated Emission Measurement

Operator: Roy

File :3

Data :#5

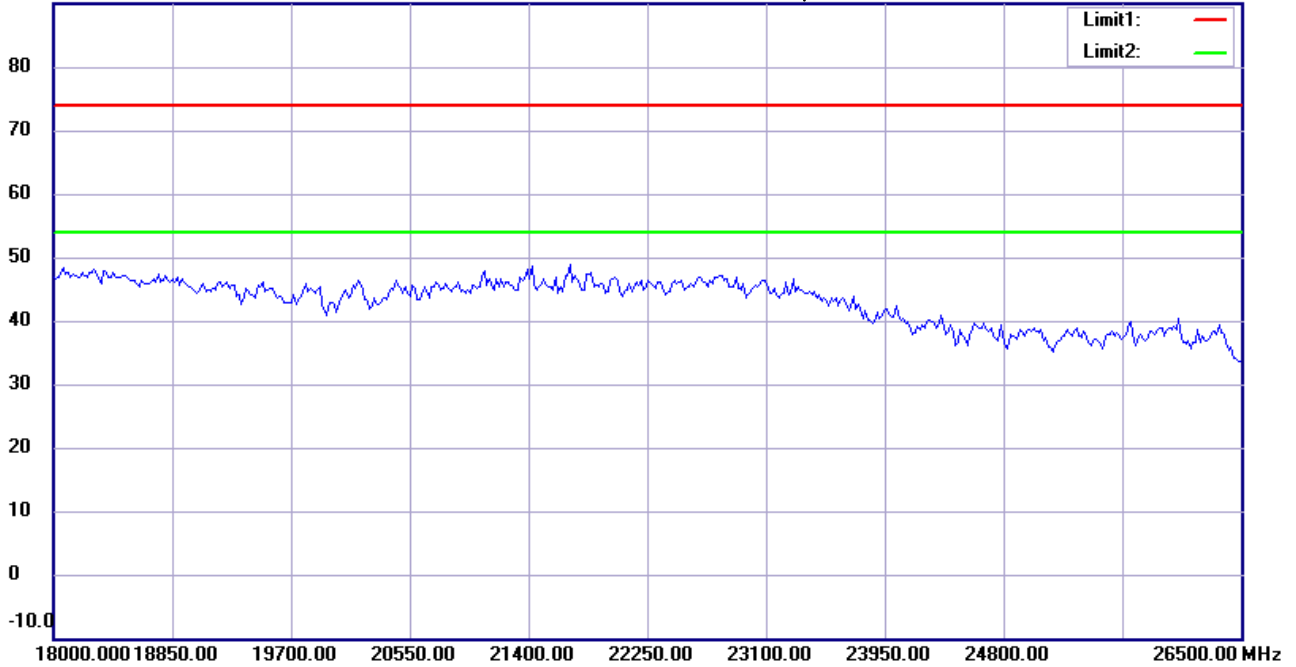
Date: 2015/12/30

Temperature:24 °C

90.0 dBuV/m

Time: 上午 09:58:31

Humidity:60 %



Site : Chamber

Condition : FCC_part 15E RE_Above 1GHz_PK

EUT : W6M21512-15493

M/N:

Test Mode : TX 802.11ac CH155

Note :

Polarization: *Horizontal*

Power : 10.8 Vd.c.

Distance: 3m

Mk.	Frequency (MHz)	Reading (dBuV)	Detector	Corr. factor (dB/m)	Result (dBuV/m)	Limit (dBuV/m)	Ant.Pos (cm)	Tab.Pos (deg.)	Margin (dB)	Comment
-----	-----------------	----------------	----------	---------------------	-----------------	----------------	--------------	----------------	-------------	---------



Radiated Emission Measurement

Operator: Roy

File :3

Data :#11

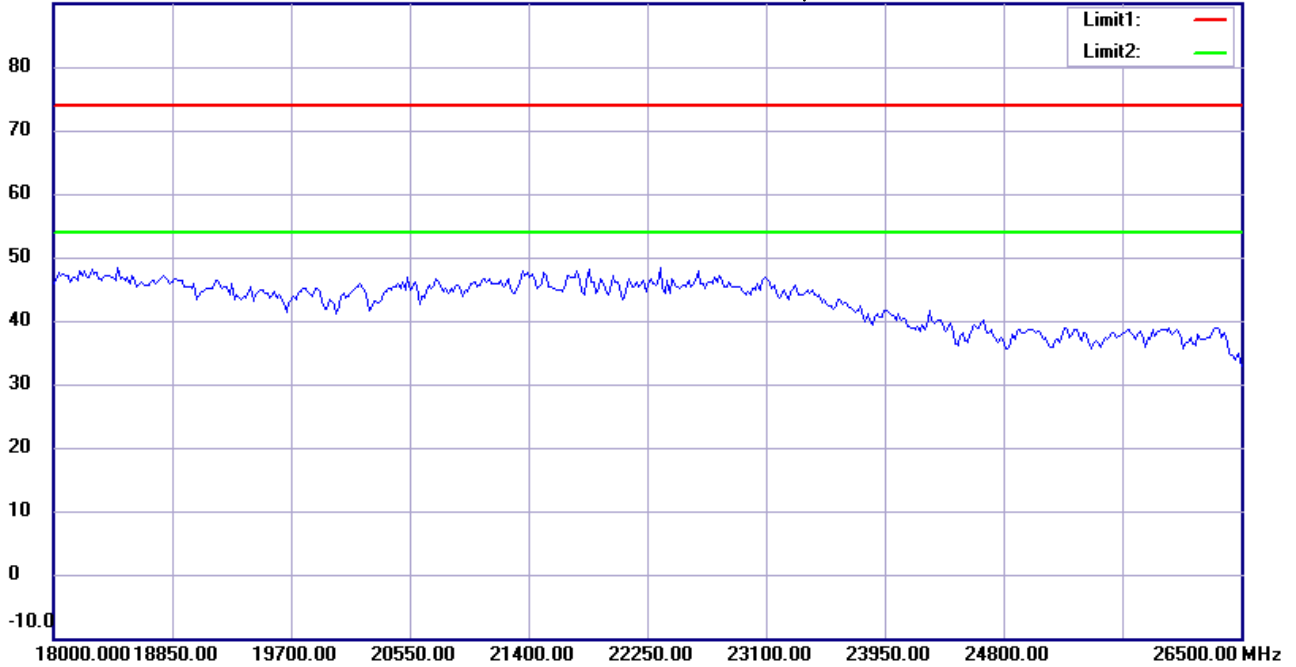
Date: 2015/12/30

Temperature:24 °C

90.0 dBuV/m

Time: 上午 10:02:21

Humidity:60 %



Site : Chamber

Condition : FCC_part 15E RE_Above 1GHz_PK

EUT : W6M21512-15493

M/N:

Test Mode : TX 802.11ac CH155

Note :

Polarization: *Vertical*

Power : 10.8 Vd.c.

Distance: 3m

Mk.	Frequency (MHz)	Reading (dBuV)	Detector	Corr. factor (dB/m)	Result (dBuV/m)	Limit (dBuV/m)	Ant.Pos (cm)	Tab.Pos (deg.)	Margin (dB)	Comment
-----	-----------------	----------------	----------	---------------------	-----------------	----------------	--------------	----------------	-------------	---------



Radiated Emission Measurement

Operator: Roy

File :3

Data :#6

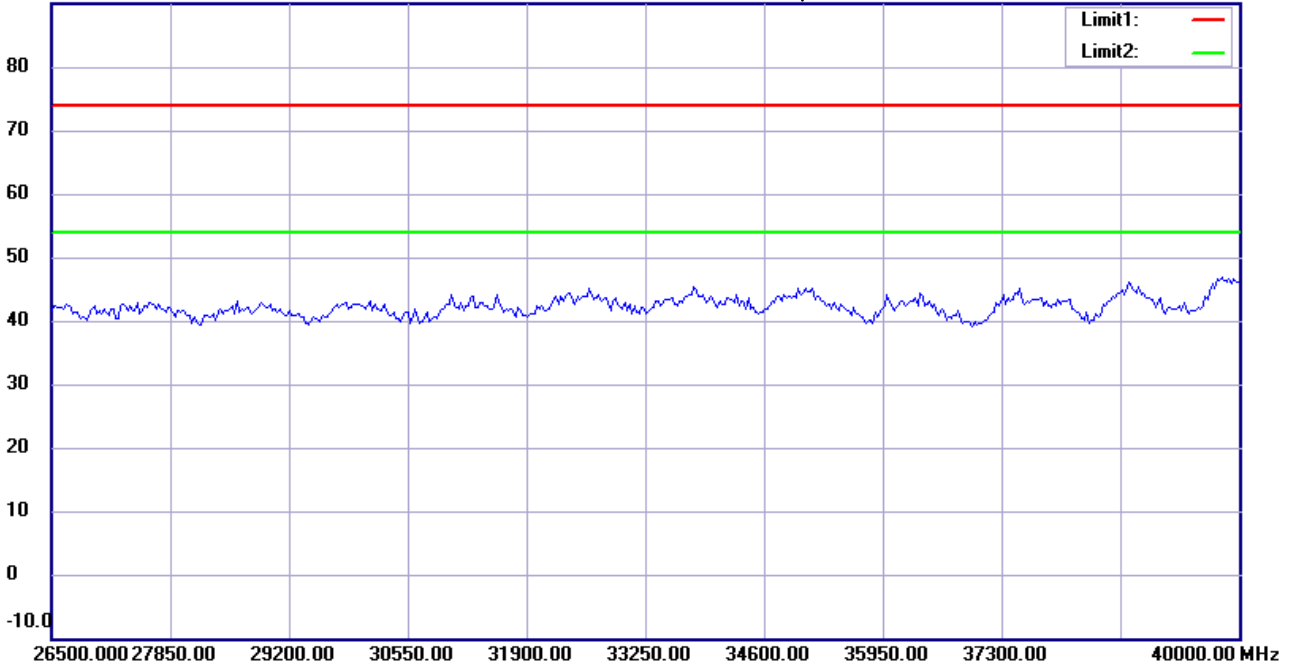
Date: 2015/12/30

Temperature:24 °C

90.0 dBuV/m

Time: 上午 09:58:41

Humidity:60 %



Site : Chamber

Condition : FCC_part 15E RE_Above 1GHz_PK

EUT : W6M21512-15493

M/N:

Test Mode : TX 802.11ac CH155

Note :

Polarization: *Horizontal*

Power : 10.8 Vd.c.

Distance: 3m

Mk.	Frequency (MHz)	Reading (dBuV)	Detector	Corr. factor (dB/m)	Result (dBuV/m)	Limit (dBuV/m)	Ant.Pos (cm)	Tab.Pos (deg.)	Margin (dB)	Comment
-----	-----------------	----------------	----------	---------------------	-----------------	----------------	--------------	----------------	-------------	---------



Radiated Emission Measurement

Operator: Roy

File :3

Data :#12

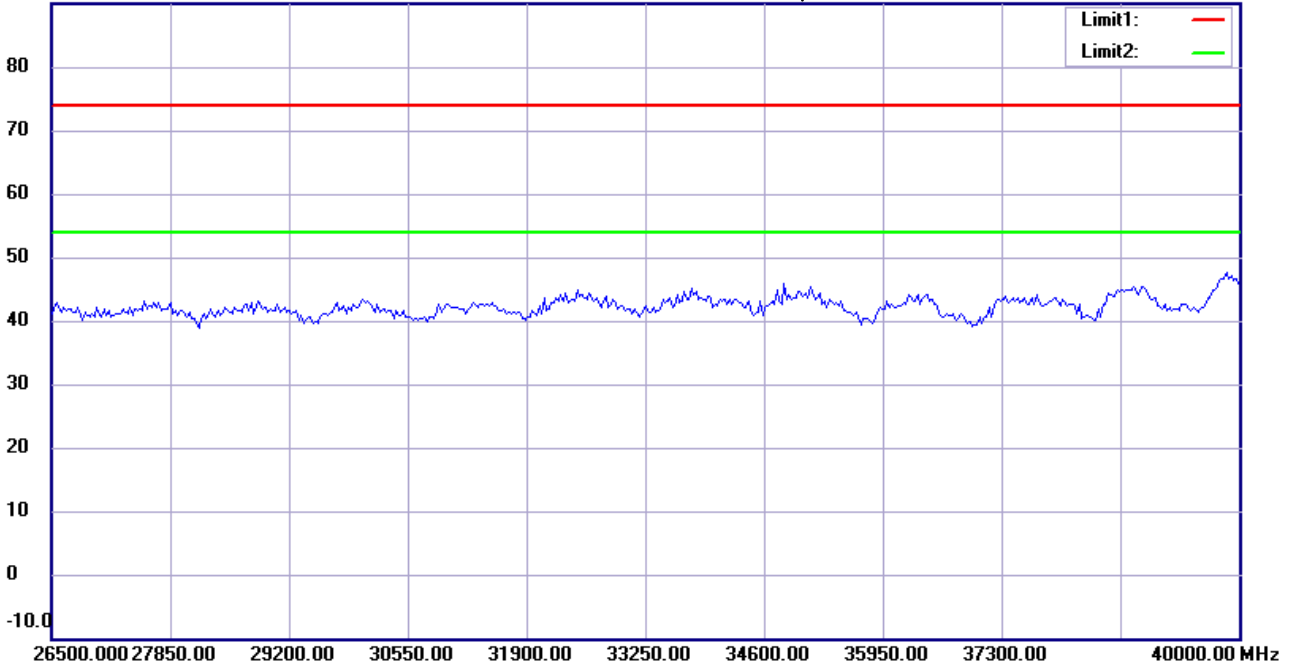
Date: 2015/12/30

Temperature:24 °C

90.0 dBuV/m

Time: 上午 10:02:31

Humidity:60 %



Site : Chamber

Condition : FCC_part 15E RE_Above 1GHz_PK

EUT : W6M21512-15493

M/N:

Test Mode : TX 802.11ac CH155

Note :

Polarization: *Vertical*

Power : 10.8 Vd.c.

Distance: 3m

Mk.	Frequency (MHz)	Reading (dBuV)	Detector	Corr. factor (dB/m)	Result (dBuV/m)	Limit (dBuV/m)	Ant.Pos (cm)	Tab.Pos (deg.)	Margin (dB)	Comment
-----	-----------------	----------------	----------	---------------------	-----------------	----------------	--------------	----------------	-------------	---------