


Appendix C. Test Setup Photographs & EUT Photographs Test Setup Photographs


EUT Top-Main



EUT Back-Main



EUT Left-Side-Main




EUT Right-side-Aux



Depth of the liquid in the phantom-Zoom In (2.4GHz)



Depth of the liquid in the phantom-Zoom In (5GHz)



Note: The positions used in the measurements were according to IEEE 1528-2013.