

FCC PART 15 SUBPART C TEST REPORT

for

Tablet Computer

Model No.: DK10

FCC ID: IR5DK10

of

Applicant: MilDef Crete Inc.

Address: 7F, No.250, Sec.3, Pei Shen Rd., Shen Keng District,
New Taipei City Taiwan R.O.C.

Tested and Prepared

by

Worldwide Testing Services (Taiwan) Co., Ltd.

FCC Registration No.: 930600

Industry Canada filed test laboratory Reg. No. IC 5679A-1

A2LA Accredited No.: 2732.01



Report No.: W6M21306-13280-C-1



TABLE OF CONTENTS

1	GENERAL INFORMATION	2
1.1	NOTES	2
1.2	TESTING LABORATORY	3
1.2.1	<i>Location</i>	3
1.2.2	<i>Details of accreditation status</i>	3
1.3	DETAILS OF APPROVAL HOLDER	3
1.4	APPLICATION DETAILS	4
1.5	GENERAL INFORMATION OF TEST ITEM	4
1.6	TEST STANDARDS	8
2	TECHNICAL TEST	9
2.1	SUMMARY OF TEST RESULTS	9
2.2	TEST ENVIRONMENT	9
2.3	TEST EQUIPMENT LIST	10
2.4	GENERAL TEST PROCEDURE	12
3	TEST RESULTS (ENCLOSURE)	14
3.1	PEAK OUTPUT POWER (TRANSMITTER)	15
3.2	RF EXPOSURE COMPLIANCE REQUIREMENTS	41
3.3	TRANSMITTER RADIATED EMISSIONS IN RESTRICTED BANDS	42
3.4	SPURIOUS EMISSIONS (TX)	43
3.5	CARRIER FREQUENCY SEPARATION	69
3.6	NUMBER OF HOPPING FREQUENCIES	72
3.6.1	<i>Pseudorandom Frequency Hopping Sequence</i>	74
3.6.2	<i>Coordination of hopping sequences to other transmitters</i>	74
3.6.3	<i>System Receiver Hopping Capability</i>	74
3.7	TIME OF OCCUPANCY (DWELL TIME)	75
3.8	20DB BANDWIDTH	81
3.8.1	<i>System Receiver Input Bandwidth</i>	84
3.9	MINIMUM 6 DB BANDWIDTH	85
3.10	RADIATED EMISSION ON THE BAND EDGE	108
3.11	PEAK POWER SPECTRAL DENSITY	128
3.12	RADIATED EMISSION FROM DIGITAL PART	151
3.13	POWER LINE CONDUCTED EMISSION	152
	APPENDIX	155



Registration number: W6M21306-13280-C-1
FCC ID: IR5DK10

1 General Information

1.1 Notes

The purpose of conformity testing is to increase the probability of adherence to the essential requirements or conformity specifications, as appropriate.

The complexity of the technical specifications, however, means that full and thorough testing is impractical for both technical and economic reasons.

Furthermore, there is no guarantee that a test sample which has passed all the relevant tests conforms to a specification.

Neither is there any guarantee that such a test sample will interwork with other genuinely open systems. The existence of the tests nevertheless provides the confidence that the test sample possesses the qualities as maintained and that is performance generally conforms to representative cases of communications equipment.

The test results of this test report relate exclusively to the item tested as specified in 1.5.


The test report may only be reproduced or published in full.

Reproduction or publication of extracts from the report requires the prior written approval of the Worldwide Testing Services(Taiwan) Co., Ltd.

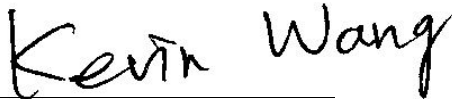
Specific Conditions:

Usage of the hereunder tested device in combination with other integrated or external antennas requires at least additional output power measurements, spurious emission measurements, conducted emission measurements (AC supply lines) and radio frequency exposure evaluations for each individual configuration performed, for certification by FCC.

Tester:

August 19, 2013	Spencer Yang	
_____	_____	_____
Date	WTS-Lab. Name	Signature

Technical responsibility for area of testing:

August 19, 2013	Kevin Wang	
_____	_____	_____
Date	WTS Name	Signature



Registration number: W6M21306-13280-C-1
FCC ID: IR5DK10

1.2 Testing laboratory

1.2.1 Location

OATS

No.5-1, Lishui, Shuang Sing Village,
Wanli Dist., New Taipei City 207,
Taiwan (R.O.C.)

3 meter semi-anechoic chamber

No.35, Aly. 21, Ln. 228, Ankang Rd., Neihu Dist., Taipei City 114, Taiwan (R.O.C.)

TEL:886-2-6613-0228

FAX:886-2-2791-5046

Company

Worldwide Testing Services(Taiwan) Co., Ltd.

6F, NO. 58, LANE 188, RUEY-KUANG RD.

NEIHU, TAIPEI 114, TAIWAN R.O.C.

Tel : 886-2-66068877

Fax : 886-2-66068879

1.2.2 Details of accreditation status

Accredited testing laboratory

A2LA accredited number: 2732.01

FCC filed test laboratory Reg. No. 930600

Industry Canada filed test laboratory Reg. No. IC 5679A-1



Test location, where different from Worldwide Testing Services (Taiwan) Co., Ltd. :

Name: ./.

Accredited number: ./.

Street: ./.

Town: ./.

Country: ./.

Telephone: ./.

Fax: ./.

1.3 Details of approval holder

Name: MilDef Crete Inc.

Street: 7F, No.250, Sec.3, Pei Shen Rd.,

Town: Shen Keng District, New Taipei City

Country: Taiwan R.O.C.

Telephone: +886-2-2662-6074

Fax: +886-2-2664-2662



Registration number: W6M21306-13280-C-1
FCC ID: IR5DK10

1.4 Application details

Date of receipt of test item: June 11, 2013
Date of test: from June 12, 2013 to August 19, 2013

1.5 General information of Test item

Type of test item: Tablet Computer
Model Number: DK10
Brand Name: ./.
Multi-listing model number: ./.
Photos: see Appendix

Technical data

Frequency band: 5.745 GHz-5.825 GHz, 2.4 GHz – 2.4835 GHz

802.11a

Frequency (ch 149): 5.745 GHz
Frequency (ch 157): 5.785 GHz
Frequency (ch 165): 5.825 GHz

11n 20MHz

Frequency (ch 149): 5.745 GHz
Frequency (ch 157): 5.785 GHz
Frequency (ch 165): 5.825 GHz

11n 40MHz

Frequency (ch 151): 5.755 GHz
Frequency (ch 159): 5.795 GHz

802.11b, g, n 20MHz

Frequency (ch 1): 2.412 GHz
Frequency (ch 6): 2.437 GHz
Frequency (ch 11): 2.462 GHz

11n 40MHz

Frequency (ch 1 or A): 2.422 GHz
Frequency (ch 4 or B): 2.437 GHz
Frequency (ch 7 or C): 2.452 GHz



Registration number: W6M21306-13280-C-1
FCC ID: IR5DK10

Bluetooth Normal, EDR

Frequency (ch 0): 2.402 GHz
Frequency (ch 39): 2.441 GHz
Frequency (ch 78): 2.480 GHz

Bluetooth 4.0

Frequency (ch 0): 2.402 GHz
Frequency (ch 19): 2.440 GHz
Frequency (ch 39): 2.480 GHz

Number of Channels: 11a, 11n 20MHz : 5 channels
11n 40MHz: 2 channels
11b, 11g, 11n 20MHz: 11 channels
11n 40MHz: 7 channels
Bluetooth 2.1: 79 channels
Bluetooth 4.0: 40 channels

Operation modes: duplex

Modulation Type: DSSS/OFDM、GFSK、 $\pi/4$ DQPSK、8DPSK

Fixed point-to-point operation: Yes / No

Type of Antenna: ANT A / ANT B PIFA Antenna

Antenna gain: ANT A: 802.11a/n(20MH/40MHz): 4.57 dBi
80211b/g/n(20MH/40MHz): 2.12 dBi
ANT B: 802.11a/n(20MH/40MHz): 4.04 dBi
80211b/g/n(20MH/40MHz)/ Bluetooth 2.1&4.0: 1.39 dBi

Directional gain: 7.32 dBi

Power supply: Adaptor : (I/P: 100-240 V~ / 47-63 Hz / 1.2A, MAX
O/P: 19 Vdc / 4.74 A)
Battery : 11.1Vdc / 7200 mAh / 80Wh
DC 12~32V

Emission designator: **5.8G**
802.11a: OFDM: 18M7D1D
802.11n 20MHz: OFDM: 19M6D1D
802.11n 40MHz: OFDM: 37M3D1D
2.4G
802.11b: DSSS: 14M7G1D
802.11g: OFDM: 17M8D1D
802.11n 20MHz: OFDM: 19M0D1D
802.11n 40MHz: OFDM: 38M0D1D
Bluetooth (Normal): 968KF1D
Bluetooth (EDR): 1M29G1D
Bluetooth (4.0): 1M28G1D

Host device: none



Worldwide Testing Services(Taiwan) Co., Ltd.

Registration number: W6M21306-13280-C-1
FCC ID: IR5DK10

Classification :

Fixed Device	<input type="checkbox"/>
Mobile Device (Human Body distance > 20cm)	<input type="checkbox"/>
Portable Device (Human Body distance < 20cm)	<input checked="" type="checkbox"/>
Modular Radio Device	<input type="checkbox"/>

Transmitter

Unom

ANT A

Mode A (802.11a)

Power (ch 149 or A):	Conducted: 14.61 dBm
Power (ch 157 or B):	Conducted: 14.53 dBm
Power (ch 165 or C):	Conducted: 14.60 dBm

Mode B (802.11n 20MHz)

Frequency (ch 149 or A):	Conducted: 14.16 dBm
Frequency (ch 157 or B):	Conducted: 14.08 dBm
Frequency (ch 165 or C):	Conducted: 14.31 dBm

Mode C (802.11n 40MHz)

Frequency (ch 151 or A):	Conducted: 13.40 dBm
Frequency (ch 159 or B):	Conducted: 13.37 dBm

Mode D (802.11b)

Power (ch 1 or A):	Conducted: 12.72 dBm
Power (ch 6 or B):	Conducted: 12.63 dBm
Power (ch 11 or C):	Conducted: 12.53 dBm

Mode E (802.11g)

Power (ch 1 or A):	Conducted: 9.66 dBm
Power (ch 6 or B):	Conducted: 9.65 dBm
Power (ch 11 or C):	Conducted: 9.55 dBm

Mode F (802.11n 20 MHz)

Power (ch 1 or A):	Conducted: 9.07 dBm
Power (ch 6 or B):	Conducted: 9.21 dBm
Power (ch 11 or C):	Conducted: 9.14 dBm

Mode G (802.11n 40 MHz)

Power (ch 1 or A):	Conducted: 9.40 dBm
Power (ch 4 or B):	Conducted: 9.44 dBm
Power (ch 7 or C):	Conducted: 9.45 dBm

ANT B

Mode A (802.11a)

Power (ch 149 or A):	Conducted: 15.27 dBm
Power (ch 157 or B):	Conducted: 15.10 dBm
Power (ch 165 or C):	Conducted: 14.97 dBm



Registration number: W6M21306-13280-C-1

FCC ID: IR5DK10

Mode B (802.11n 20MHz)

Frequency (ch 149 or A): Conducted: 14.81 dBm

Frequency (ch 157 or B): Conducted: 14.71 dBm

Frequency (ch 165 or C): Conducted: 14.70 dBm

Mode C (802.11n 40MHz)

Frequency (ch 151 or A): Conducted: 14.12 dBm

Frequency (ch 159 or B): Conducted: 14.09 dBm

Mode D (802.11b)

Power (ch 1 or A): Conducted: 14.45 dBm

Power (ch 6 or B): Conducted: 14.35 dBm

Power (ch 11 or C): Conducted: 14.19 dBm

Mode E (802.11g)

Power (ch 1 or A): Conducted: 16.02 dBm

Power (ch 6 or B): Conducted: 15.95 dBm

Power (ch 11 or C): Conducted: 15.78 dBm

Mode F (802.11n 20 MHz)

Power (ch 1 or A): Conducted: 15.53 dBm

Power (ch 6 or B): Conducted: 15.44 dBm

Power (ch 11 or C): Conducted: 15.20 dBm

Mode G (802.11n 40 MHz)

Power (ch 1 or A): Conducted: 15.55 dBm

Power (ch 4 or B): Conducted: 15.55 dBm

Power (ch 7 or C): Conducted: 15.44 dBm

Mode H (Bluetooth Normal mode)

Power (ch 0 or A): Conducted: 2.58 dBm

Power (ch 39 or B): Conducted: 3.16 dBm

Power (ch 78 or C): Conducted: 3.96 dBm

Mode I (Bluetooth EDR mode)

Power (ch 0 or A): Conducted: 2.43 dBm

Power (ch 39 or B): Conducted: 2.99 dBm

Power (ch 78 or C): Conducted: 3.54 dBm

Mode J (Bluetooth 4.0 mode)

Power (ch 0 or A): Conducted: 3.97 dBm

Power (ch 19 or B): Conducted: 4.10 dBm

Power (ch 39 or C): Conducted: 4.17 dBm



Worldwide Testing Services(Taiwan) Co., Ltd.

Registration number: W6M21306-13280-C-1
FCC ID: IR5DK10

Combine	mW			dBm		
	Ch Low	Ch Mid	Ch High	Ch Low	Ch Mid	Ch High
802.11n 20MHz(5.8GHz)	56.33	55.17	56.49	17.51	17.42	17.52
802.11n 40MHz	47.7	--	47.37	16.79	--	16.76
802.11n 20MHz(2.4GHz)	43.80	43.33	41.31	16.41	16.37	16.16
802.11n 40MHz	44.60	44.68	43.80	16.49	16.50	16.41

Manufacturer: (if applicable)

Name: ./.
Street: ./.
Town: ./.
Country: ./.

1.6 Test standards

Technical standard : FCC RULES PART 15 SUBPART C § 15.247 (2011-10)



Registration number: W6M21306-13280-C-1
FCC ID: IR5DK10

2 Technical test

2.1 Summary of test results

No deviations from the technical specification(s) were ascertained in the course of the tests performed.

or

The deviations as specified in 2.5 were ascertained in the course of the tests performed.

2.2 Test environment


Temperature: 23 °C

Relative humidity content: 20 ... 75 %

Air pressure: 86 ... 103 kPa

Power supply: Adaptor : (I/P: 100-240 V~ / 47-63 Hz / 1.2A, MAX
O/P: 19 Vdc / 4.74 A)
Battery : 11.1Vdc / 7200 mAh / 80Wh
DC 12~32V

Extreme conditions parameters: ./.



Registration number: W6M21306-13280-C-1

FCC ID: IR5DK10

2.3 Test Equipment List

No.	Test equipment	Type	Serial No.	Manufacturer	Cal. Date	Next Cal. Date
ETSTW-CE 001	EMI TEST RECEIVER	ESHS10	842121/013	R&S	2012/9/5	2013/9/4
ETSTW-CE 003	AC POWER SOURCE	APS-9102	D161137	GW	Function Test	
ETSTW-CE 004	ZWEILEITER-V-NETZNACHBILDUNG TWO-LINE V-NETWORK	ESH3-Z5	840731/011	R&S	2012/12/21	2013/12/20
ETSTW-CE 006	IMPULSBEGRENZER PULSE LIMITER	ESH3-Z2	100226	R&S	2013/3/4	2014/3/3
ETSTW-CE 007	SPECTRUM ANALYZER 5GHz	FSB	849670/001	R&S	Pre-test Use	
ETSTW-CE 008	HF-EICHLEITUNG RF STEP ATTENUATOR 139dB DPSP	334.6010.02	844581/024	R&S	Function Test	
ETSTW-CE 009	TEMP.&HUMIDITY CHAMBER	GTH-225-40-1P-U	MAA0305-009	GIANT FORCE	2013/7/10	2014/7/9
ETSTW-RE 004	EMI TEST RECEIVER	ESI 40	832427/004	R&S	2012/9/5	2013/9/4
ETSTW-RE 005	EMI TEST RECEIVER	ESVS10	843207/020	R&S	2012/9/5	2013/9/4
ETSTW-RE 012	TUNABLE BANDREJECT FILTER	D.C 0309	146	K&L	Function Test	
ETSTW-RE 013	TUNABLE BANDREJECT FILTER	D.C 0336	397	K&L	Function Test	
ETSTW-RE 018	MICROWAVE HORN ANTENNA	AT4560	27212	AR	2012/10/12	2013/10/11
ETSTW-RE 027	Passive Loop Antenna	6512	00034563	ETS-Lindgren	2013/7/3	2014/7/2
ETSTW-RE 030	Double-Ridged Guide Horn Antenna	3117	00035224	EMCO	2013/3/4	2014/3/3
ETSTW-RE 045	ESA-E SERIES SPECTRUM ANALYZER	E4404B	MY45111242	Agilent	Pre-test Use	
ETSTW-RE 049	TRILOG Super Broadband test Antenna	VULB 9160	9160-3185	Schwarzbeck	2013/3/21	2014/3/20
ETSTW-RE 050	Attenuator 10dB	50HF-010-1	None	JFW	2013/3/4	2014/3/3
ETSTW-RE 051	Attenuator 6dB	50HF-006-1	None	JFW	2013/3/4	2014/3/3
ETSTW-RE 053	Attenuator 3dB	50HF-003-1	None	JFW	2013/3/4	2014/3/3
ETSTW-RE 055	SPECTRUM ANALYZER	FSU 26	200074	R&S	2013/5/31	2014/5/30
ETSTW-RE 060	Attenuator 30dB	5015-30	F651012z-01	ATM	2013/3/4	2014/3/3
ETSTW-RE 062	Amplifier Module	CHC 2	None	KMIC	2012/11/28	2013/11/27
ETSTW-RE 064	Bluetooth Test Set	MT8852B-042	6K00005709	Anritsu	Function Test	
ETSTW-RE 069	Double-Ridged Guide Horn Antenna	3117	00069377	EMCO	Function Test	
ETSTW-RE 072	CELL SITE TEST SET	8921A	3339A00375	HP	2012/10/5	2013/10/4
ETSTW-RE 088	SOLID STATE AMPLIFIER	KMA180265A01	99057	KMIC	2012/10/12	2013/10/11
ETSTW-RE 099	DC Block	50DB-007-1	None	JFW	2013/3/4	2014/3/3
ETSTW-RE 106	Humidity Temperature Meter	TES-1366	091011113	TES	2012/12/4	2013/12/3
ETSTW-RE 111	TRILOG Super Broadband test Antenna	VULB 9160	9160-3309	Schwarz beck	2012/12/13	2013/12/12
ETSTW-RE 112	AC POWER SOURCE	TFC-1005	None	T-Power	Function test	
ETSTW-RE 115	2.4GHz Notch Filter	N0124411	473874	MICROWAVE CIRCUITS	2013/1/11	2014/1/10
ETSTW-RE 120	RF Player	MP9200	MP9210-111022	ADIVIC	Function test	



Worldwide Testing Services(Taiwan) Co., Ltd.

Registration number: W6M21306-13280-C-1
FCC ID: IR5DK10

ETSTW-RE 122	SIGNAL GENERATOR	SMF100A	102149	R&S	2013/6/28	2014/6/27
ETSTW-RE 125	5GHz Notch filter	5NSL11-5200/E221.3-O/O	1	K&L Microwave	2013/8/16	2014/8/15
ETSTW-RE 126	5GHz Notch filter	5NSL11-5800/E221.3-O/O	1	K&L Microwave	2013/8/16	2014/8/15
ETSTW-RE 127	RF Switch Box	RFS-01	None	WTS	2013/3/4	2014/3/3
ETSTW-GSM 002	Universal Radio Communication Tester	CMU 200	109439	R&S	2012/10/5	2013/10/4
ETSTW-GSM 019	Band Reject Filter	WRCTF824/849-822/851-40 /12+9SS	3	WI	2013/1/11	2014/1/10
ETSTW-GSM 020	Band Reject Filter	WRCD1747/1748-1743/1752-32/5SS	1	WI	2013/1/11	2014/1/10
ETSTW-GSM 021	Band Reject Filter	WRCD1879.5/1880.5-1875.5/1884.5-32/5SS	3	WI	2013/1/11	2014/1/10
ETSTW-GSM 022	Band Reject Filter	WRCT901.9/903.1-904.25-50/8SS	1	WI	2013/1/11	2014/1/10
ETSTW-GSM 023	Power Divider	4901.19.A	None	SUHNER	2012/9/18	2013/9/17
ETSTW-Cable 010	BNC Cable	5 M BNC Cable	None	JYE BAO CO.,LTD.	2013/3/4	2014/3/3
ETSTW-Cable 011	BNC Cable	BNC Cable 1	None	JYE BAO CO.,LTD.	Pre-test Use NCR	
ETSTW-Cable 012	N TYPE To SMA Cable	Cable 012	None	JYE BAO CO.,LTD.	2013/3/4	2014/3/3
ETSTW-Cable 016	BNC Cable	Switch Box	B Cable 1	Schwarz beck	2013/3/4	2014/3/3
ETSTW-Cable 017	BNC Cable	X Cable	B Cable 2	Schwarz beck	2013/3/4	2014/3/3
ETSTW-Cable 018	BNC Cable	Y Cable	B Cable 3	Schwarz beck	2013/3/4	2014/3/3
ETSTW-Cable 019	BNC Cable	Z Cable	B Cable 4	Schwarz beck	2013/3/4	2014/3/3
ETSTW-Cable 022	N TYPE Cable	5006	0002	JYE BAO CO.,LTD.	2013/3/26	2014/3/25
ETSTW-Cable 026	Microwave Cable	SUCOFLEX 104	279075	HUBER+SUHNER	2013/3/4	2014/3/3
ETSTW-Cable 027	Microwave Cable	SUCOFLEX 104	279083	HUBER+SUHNER	2013/3/4	2014/3/3
ETSTW-Cable 028	Microwave Cable	FA147A0015M2020	30064-2	UTIFLEX	2012/10/12	2013/10/11
ETSTW-Cable 029	Microwave Cable	FA147A0015M2020	30064-3	UTIFLEX	2012/10/12	2013/10/11
ETSTW-Cable 030	Microwave Cable	SUCOFLEX 104 (S Cable 9)	279067	HUBER+SUHNER	2013/3/4	2014/3/3
ETSTW-Cable 031	Microwave Cable	SUCOFLEX 104 (S Cable 10)	238092	HUBER+SUHNER	2012/11/28	2013/11/27
ETSTW-Cable 043	Microwave Cable	SUCOFLEX 104	317576	HUBER+SUHNER	2012/11/28	2013/11/27
ETSTW-Cable 047	Microwave Cable	SUCOFLEX 104	325518	HUBER+SUHNER	2012/11/28	2013/11/27
ETSTW-Cable 053	N TYPE To SMA Cable	RG142	None	JYE BAO CO.,LTD.	2013/3/26	2014/3/25
ETSTW-Cable 058	Microwave Cable	SUCOFLEX 104	none	HUBER+SUHNER	2013/6/20	2014/6/19
WTSTW-SW 002	EMI TEST SOFTWARE	EZ EMC	None	Farad	Version ETS-03A1	



Registration number: W6M21306-13280-C-1
FCC ID: IR5DK10

2.4 General Test Procedure

POWER LINE CONDUCTED INTERFERENCE: The procedure used was ANSI STANDARD C63.4-2009 5.2 using a 50 μ H LISN (if necessary). Both lines were observed. The bandwidth of the spectrum analyzer was 10 kHz with an appropriate sweep speed.

RADIATION INTERFERENCE: The test procedure used was according to ANSI STANDARD C63.4-2009 6.4 employing a spectrum analyzer. For investigated frequency is equal to or below 1GHz, the RBW and VBW of the spectrum analyzer was 100 kHz and 100kHz respectively with an appropriate sweep speed. For investigated frequency is above 1GHz, both of RBW and VBW of the spectrum analyzer were 1 MHz with an appropriate sweep speed. The analyzer was calibrated in dB above a microvolt at the output of the antenna.

FORMULA OF CONVERSION FACTORS: The Field Strength at 3m was established by adding the meter reading of the spectrum analyzer (which is set to read in units of dB μ V) to the antenna correction factor supplied by the antenna manufacturer. The antenna correction factors are stated in terms of dB.

Example:

Freq (MHz) METER READING + ACF + CABLE LOSS (to the receiver) = FS
33 20 dB μ V + 10.36 dB + 6 dB = 36.36 dB μ V/m @3m

The EUT was placed on a table 80 cm high and with dimensions of 1m by 1.5m (non metallic table) and arranged according to ANSI C63.4-2009 6.3.1. The table used for radiated measurements is capable of continuous rotation. The spectrum was scanned from 30 MHz to the frequency specified as follows:

- (1) If the intentional radiator operates below 10 GHz: to the tenth harmonic of the highest fundamental frequency or to 40 GHz, whichever is lower.
- (2) If the intentional radiator operates at or above 10 GHz and below 30 GHz: to the fifth harmonic of the highest fundamental frequency or to 100 GHz, whichever is lower.
- (3) If the intentional radiator operates at or above 30 GHz: to the fifth harmonic of the highest fundamental frequency or to 200 GHz, whichever is lower, unless specified otherwise elsewhere in the rules.
- (4) If the intentional radiator contains a digital device, regardless of whether this digital device controls the functions of the intentional radiator or the digital device is used for additional control or function purposes other than to enable the operation of the intentional radiator, the frequency range shall be investigated up to the range specified in paragraphs (a)(1)-(a)(3) of this section or the range applicable to the digital device, as shown in paragraph (b)(1) of this Section, whichever is the higher frequency range of investigation.

For hand-held devices, a exploratory test was performed with three (3) orthogonal planes to determine the highest emissions.

Measurements were made by Worldwide Testing Services(Taiwan) Co., Ltd. at the registered open field test site located at No.5-1, Lishui, Shuang Sing Village, Wanli Dist., New Taipei City 207, Taiwan (R.O.C.). The Registration Number: 930600.

When an emission was found, the table was rotated to produce the maximum signal strength. At this point, the antenna was raised and lowered from 1m to 4m. The antenna was placed in both the horizontal and vertical planes.



Registration number: W6M21306-13280-C-1
FCC ID: IR5DK10

When the radiated emission limits are expressed in terms of the average value of the emission, and pulsed operation is employed, the measurement field strength shall be determined by averaging over one complete pulse train, including blanking intervals, as long as the pulse train does not exceed 0.1 seconds. As an alternative (provided the transmitter operates for longer than 0.1 seconds) or in cases where the pulse train exceeds 0.1 seconds, the measured field strength shall be determined from the average absolute voltage during a 0.1 second interval during which the field strength is at its maximum value.

The formula is as follows:

Average = Peak + Duty Factor

Duty Factor = $20 \log(\text{dwell time}/T)$

T = 100ms when the pulse train period is over 100 ms or the period of the pulse train.

Modified Limits for peak according to 15.35 (b) = Max Permitted average Limits + 20dB

ANSI STANDARD C63.4-2009 10.2.7: Any measurements that utilize special test software shall be indicated and referenced in the test report. During testing, test software 'EZ EMC' was used for setting up different operation modes.



Registration number: W6M21306-13280-C-1

FCC ID: IR5DK10

3 Test results (enclosure)

TEST CASE	Para. Number	Required	Test passed	Test failed
Peak Output Power	15.247(b)	<input checked="" type="checkbox"/>	<input checked="" type="checkbox"/>	<input type="checkbox"/>
Equivalent isotropically radiated Power	15.247(b)	<input checked="" type="checkbox"/>	<input checked="" type="checkbox"/>	<input type="checkbox"/>
Spurious Emissions radiated – Transmitter operating	15.247(c)	<input checked="" type="checkbox"/>	<input checked="" type="checkbox"/>	<input type="checkbox"/>
Spurious Emissions conducted – Transmitter operating	15.247	<input type="checkbox"/>	<input type="checkbox"/>	<input type="checkbox"/>
Carrier Frequency Separation	15.247(a) (1)	<input checked="" type="checkbox"/>	<input checked="" type="checkbox"/>	<input type="checkbox"/>
Number of Hopping Frequencies	15.247(a) (1)(i)	<input checked="" type="checkbox"/>	<input checked="" type="checkbox"/>	<input type="checkbox"/>
Time of Occupancy (Dwell Time)	15.247(a) (1)(i)	<input checked="" type="checkbox"/>	<input checked="" type="checkbox"/>	<input type="checkbox"/>
20 dB Bandwidth	15.247(a) (1)(i)	<input checked="" type="checkbox"/>	<input checked="" type="checkbox"/>	<input type="checkbox"/>
Minimum 6 dB Bandwidth	15.247(a)(2)	<input checked="" type="checkbox"/>	<input checked="" type="checkbox"/>	<input type="checkbox"/>
Band-edge Compliance of RF Emission	15.247(d)	<input checked="" type="checkbox"/>	<input checked="" type="checkbox"/>	<input type="checkbox"/>
Peak Power Spectral Density	15.247(e)	<input checked="" type="checkbox"/>	<input checked="" type="checkbox"/>	<input type="checkbox"/>
Radiated Emission from Digital Part	15.109	<input type="checkbox"/>	<input type="checkbox"/>	<input type="checkbox"/>
Power Line Conducted Emission	15.207(a)	<input checked="" type="checkbox"/>	<input checked="" type="checkbox"/>	<input type="checkbox"/>

Note:

1. This EUT incorporates a MIMO function with IEEE 802.11a, 802.11b, 802.11g, and 802.11n. Physically, this EUT includes two transmitters and two receivers with two incoherent streams. This device uses multiplexing and also employ cyclic delay diversity to improve range and throughput, and this device simultaneously operates on two adjacent channels.
2. This EUT is 2*2 spatial MIMO (2Tx&2Rx) without beam forming function. That operates dual chain configuration. The Pre-test was performed to determine the worst case mode from all possible combinations between all available modulations, data rates, bandwidths, and spatial stream modes.



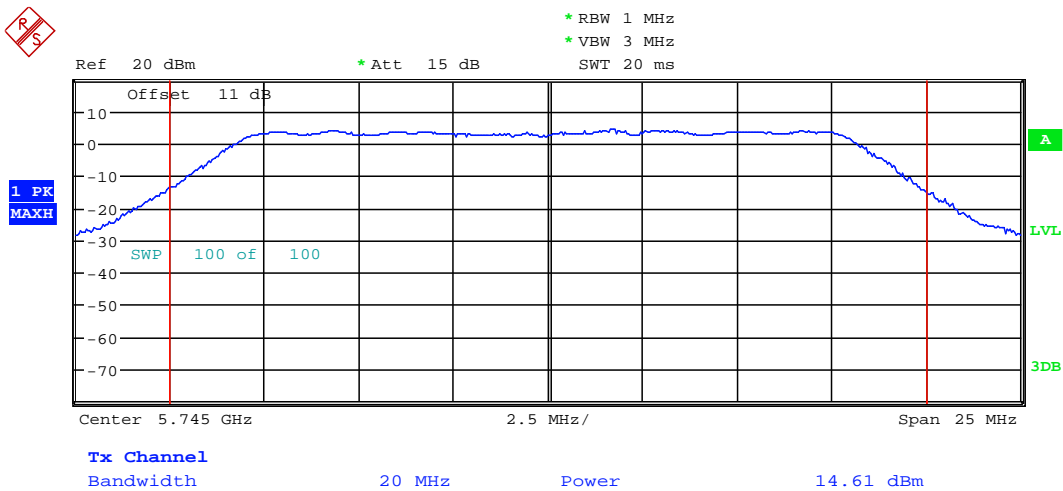
Registration number: W6M21306-13280-C-1
FCC ID: IR5DK10

3.1 Peak Output Power (transmitter)

FCC Rule: 15.247(b)(3)

This measurement applies to equipment with an integral antenna and to equipment with an antenna connector and equipped with an antenna as declared by the applicant.
The power was measured with modulation (declared by the applicant).

ANT A
Mode A



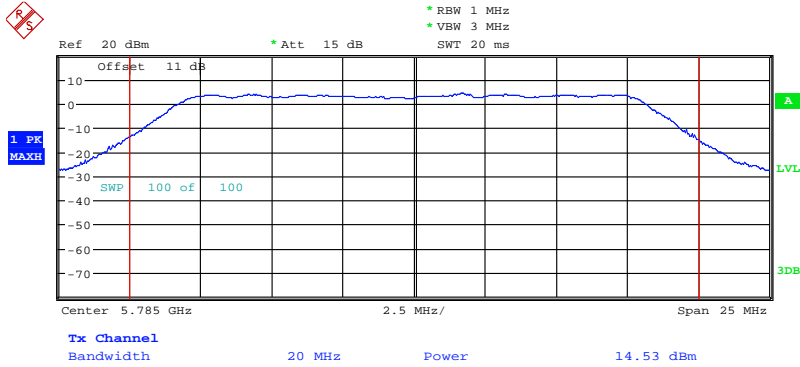
MAX OUTPUT POWER 802.11A CH149

Date: 29.JUL.2013 11:36:47

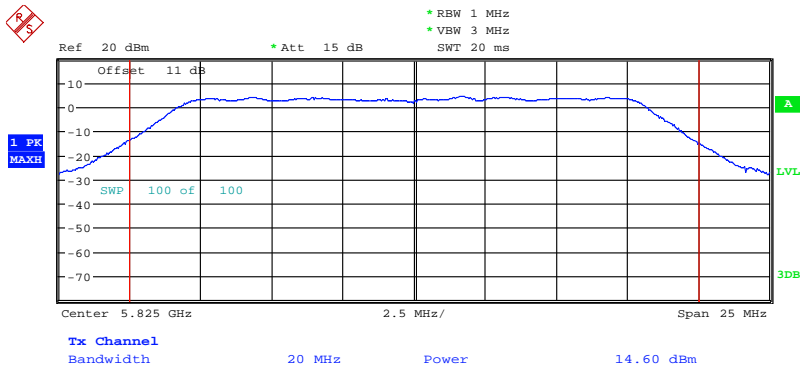


Worldwide Testing Services(Taiwan) Co., Ltd.

Registration number: W6M21306-13280-C-1
FCC ID: IR5DK10



MAX OUTPUT POWER 802.11A CH157
Date: 29.JUL.2013 11:37:27

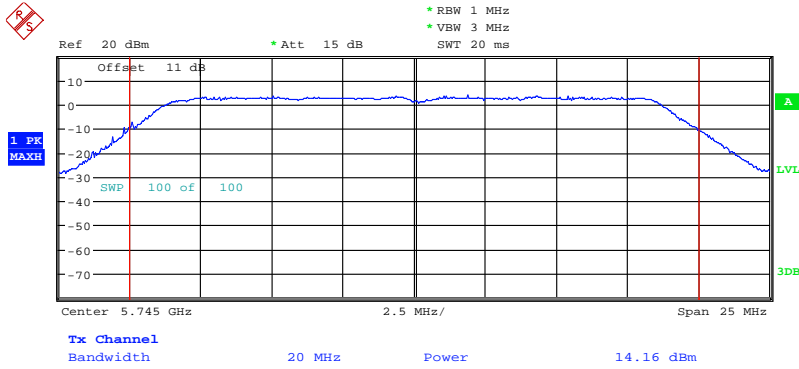


MAX OUTPUT POWER 802.11A CH165
Date: 29.JUL.2013 11:38:08

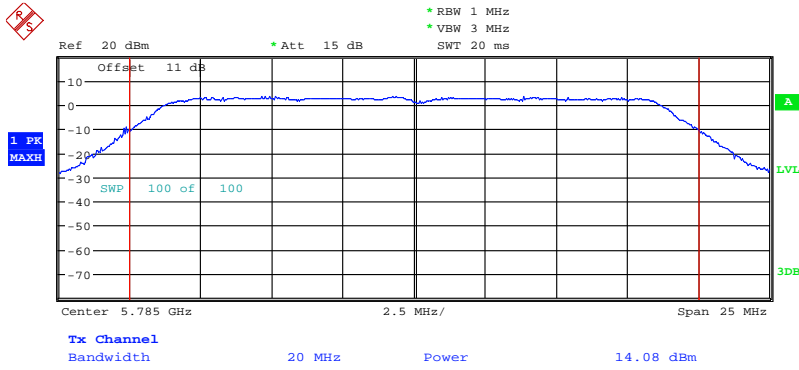


Registration number: W6M21306-13280-C-1
FCC ID: IR5DK10

Mode B



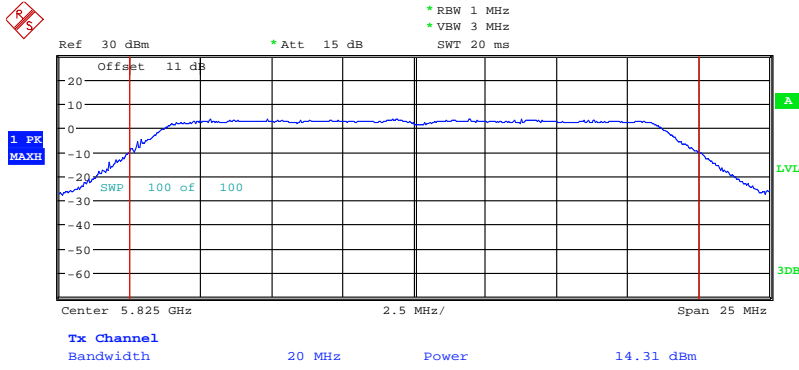
MAX OUTPUT POWER 802.11N 20MHZ CH149
Date: 29.JUL.2013 11:39:08



MAX OUTPUT POWER 802.11N 20MHZ CH157
Date: 29.JUL.2013 11:39:51

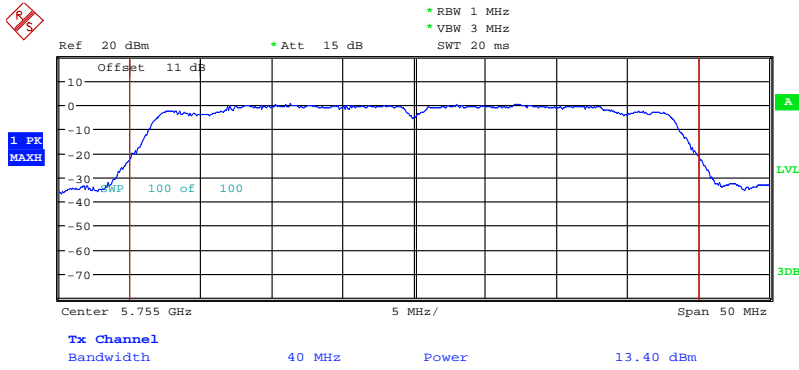


Registration number: W6M21306-13280-C-1
FCC ID: IR5DK10



MAX OUTPUT POWER 802.11N 20MHZ CH165
Date: 29.JUL.2013 11:40:26

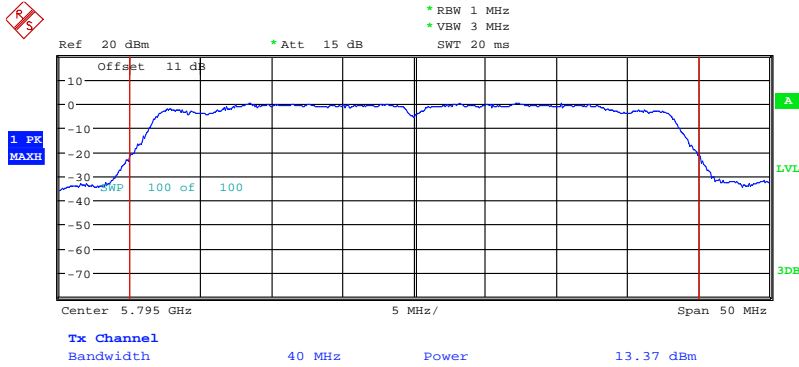
Mode C



MAX OUTPUT POWER 802.11N 40MHZ CH151
Date: 29.JUL.2013 11:41:18

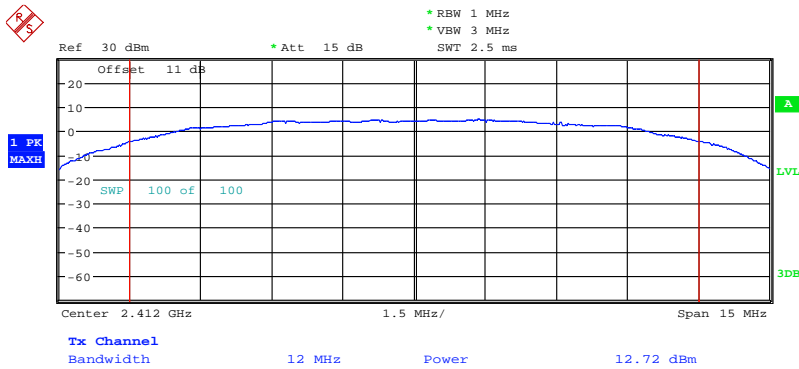


Registration number: W6M21306-13280-C-1
FCC ID: IR5DK10



MAX OUTPUT POWER 802.11N 40MHZ CH159
Date: 29.JUL.2013 11:42:14

Mode D

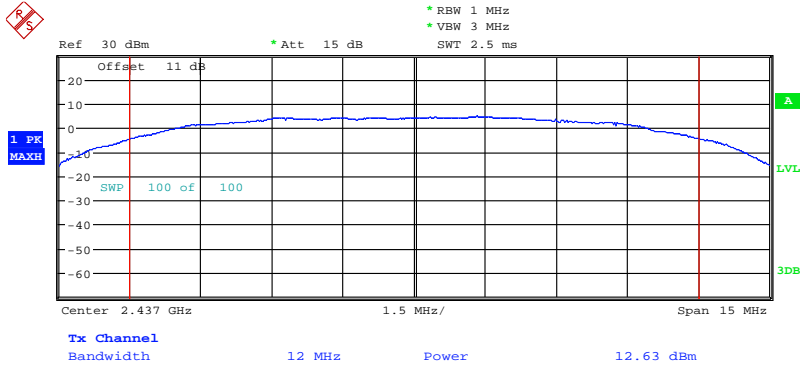


MAX OUTPUT POWER 802.11B CH01
Date: 17.JUL.2013 13:03:41

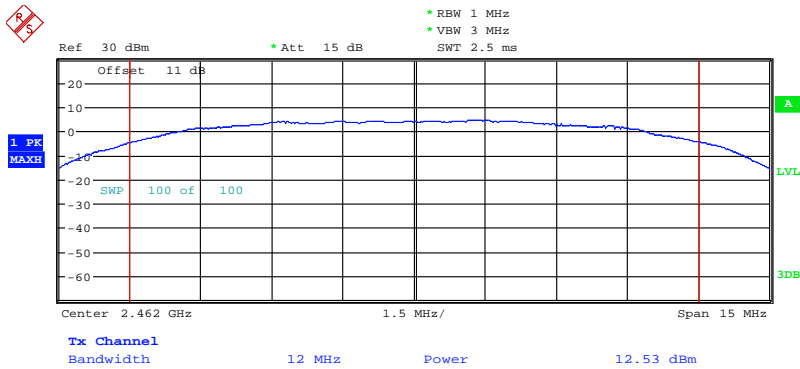


Worldwide Testing Services(Taiwan) Co., Ltd.

Registration number: W6M21306-13280-C-1
FCC ID: IR5DK10



MAX OUTPUT POWER 802.11B CH06
Date: 17.JUL.2013 13:06:37

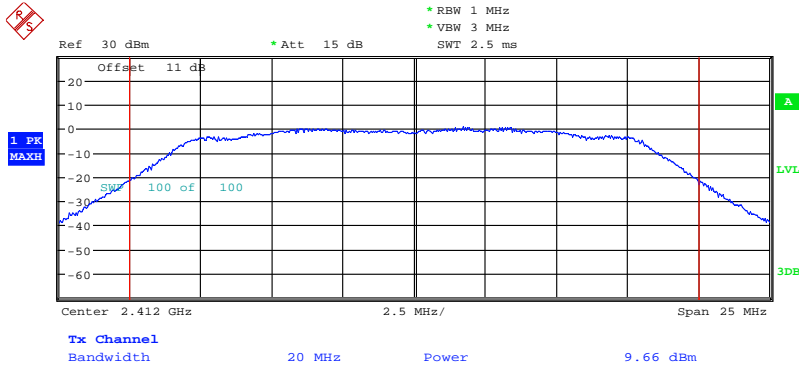


MAX OUTPUT POWER 802.11B CH11
Date: 17.JUL.2013 13:08:22

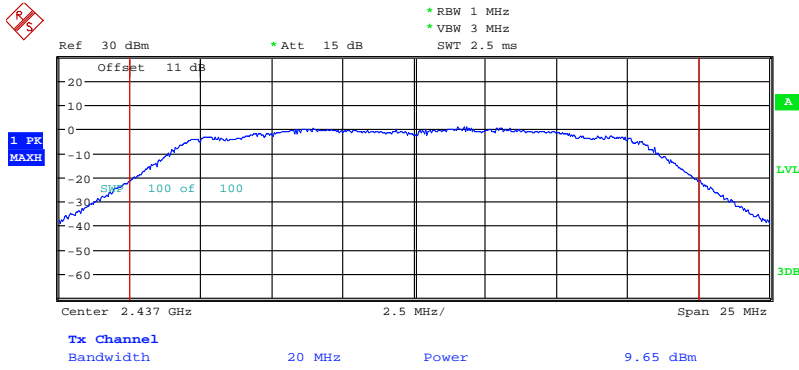


Registration number: W6M21306-13280-C-1
FCC ID: IR5DK10

Mode E



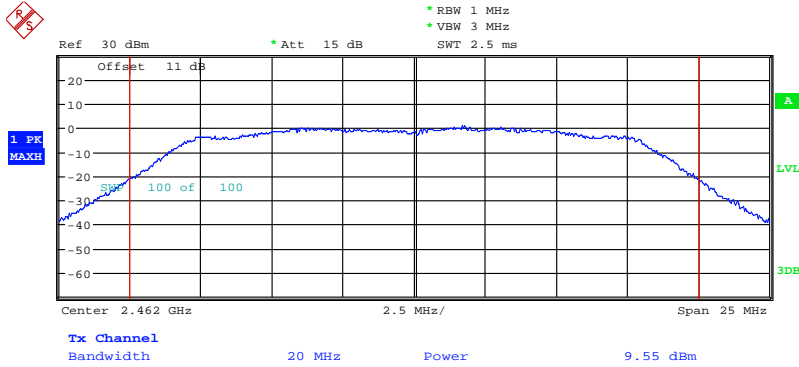
MAX OUTPUT POWER 802.11G CH01
Date: 17.JUL.2013 13:11:38



MAX OUTPUT POWER 802.11G CH06
Date: 17.JUL.2013 13:15:23

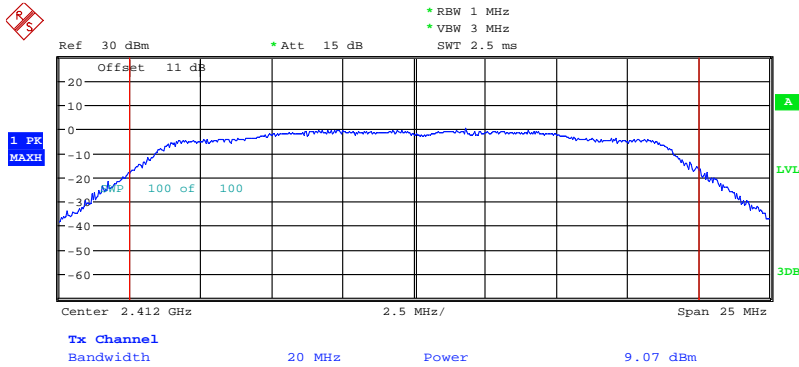


Registration number: W6M21306-13280-C-1
FCC ID: IR5DK10



MAX OUTPUT POWER 802.11G CH11
Date: 17.JUL.2013 13:18:01

Mode F



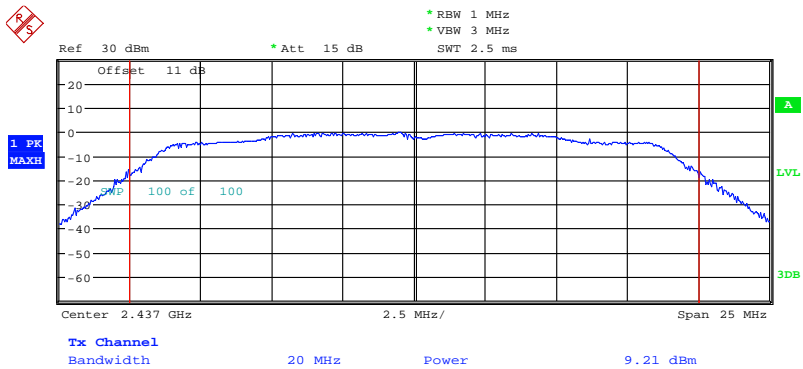
MAX OUTPUT POWER 802.11N 20MHZ CH01
Date: 17.JUL.2013 13:19:10



Worldwide Testing Services(Taiwan) Co., Ltd.

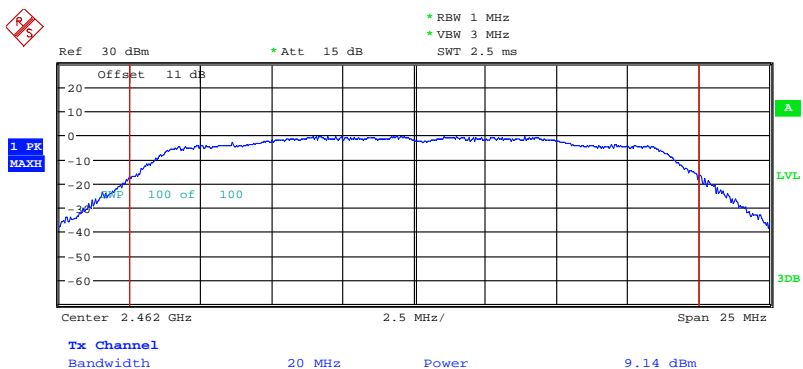
Registration number: W6M21306-13280-C-1

FCC ID: IR5DK10



MAX OUTPUT POWER 802.11N 20MHZ CH06

Date: 17.JUL.2013 13:20:01



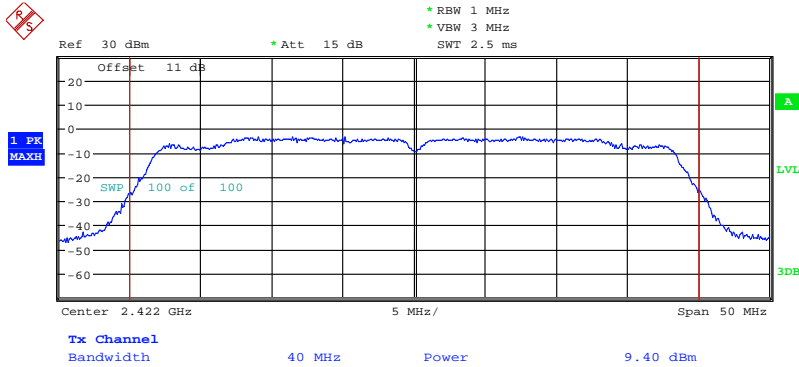
MAX OUTPUT POWER 802.11N 20MHZ CH11

Date: 17.JUL.2013 13:20:44

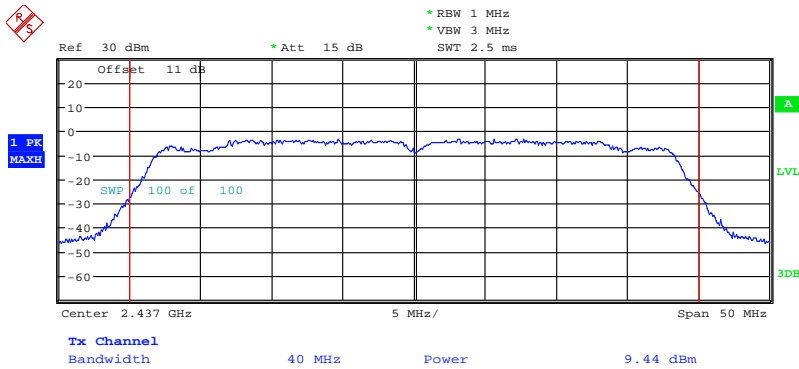


Registration number: W6M21306-13280-C-1
FCC ID: IR5DK10

Mode G



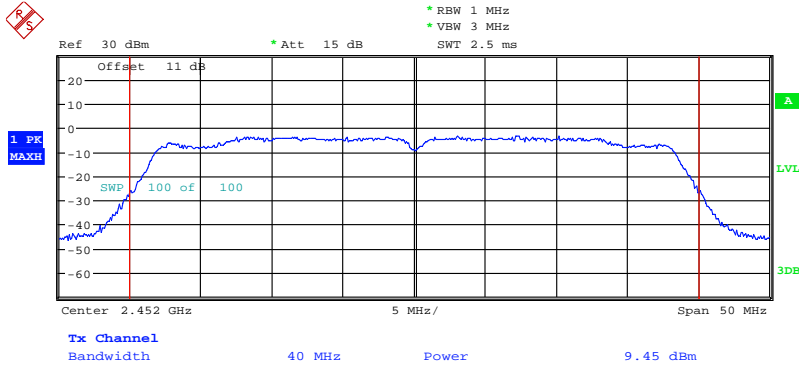
MAX OUTPUT POWER 802.11N 40MHZ CH01
Date: 17.JUL.2013 13:21:50



MAX OUTPUT POWER 802.11N 40MHZ CH04
Date: 17.JUL.2013 13:23:15

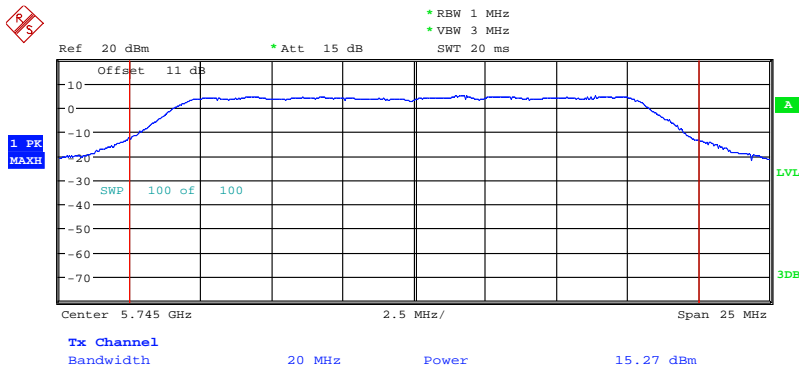


Registration number: W6M21306-13280-C-1
FCC ID: IR5DK10



MAX OUTPUT POWER 802.11N 40MHZ CH07
Date: 17.JUL.2013 13:23:59

ANT B Mode A

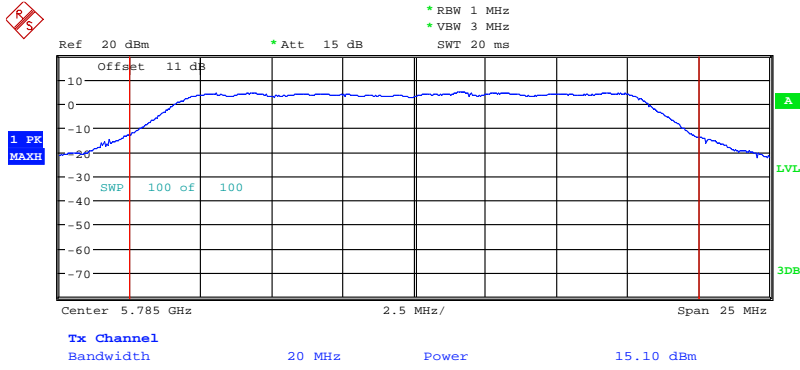


MAX OUTPUT POWER 802.11A CH149
Date: 16.JUL.2013 14:32:49

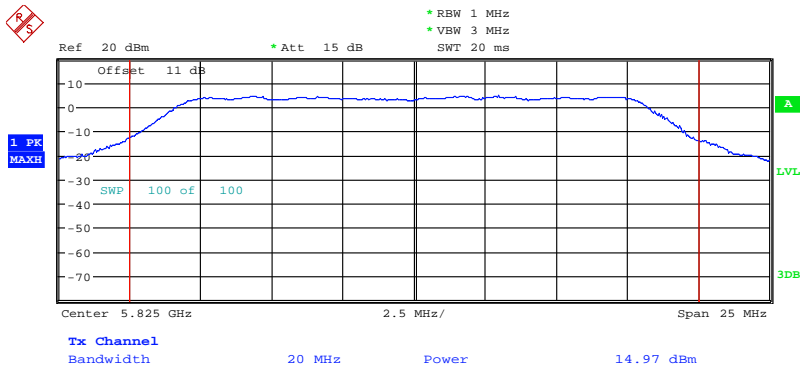


Worldwide Testing Services(Taiwan) Co., Ltd.

Registration number: W6M21306-13280-C-1
FCC ID: IR5DK10



MAX OUTPUT POWER 802.11A CH157
Date: 16.JUL.2013 14:35:14

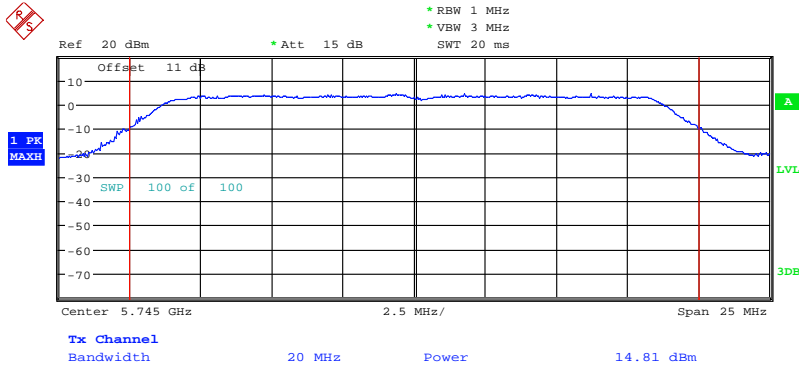


MAX OUTPUT POWER 802.11A CH165
Date: 16.JUL.2013 14:36:04

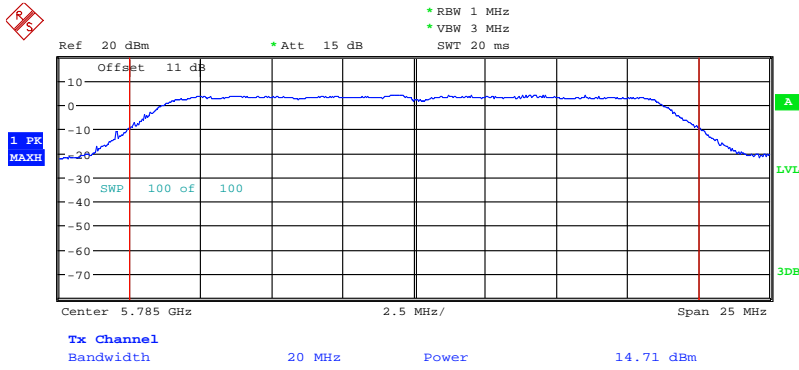


Registration number: W6M21306-13280-C-1
FCC ID: IR5DK10

Mode B



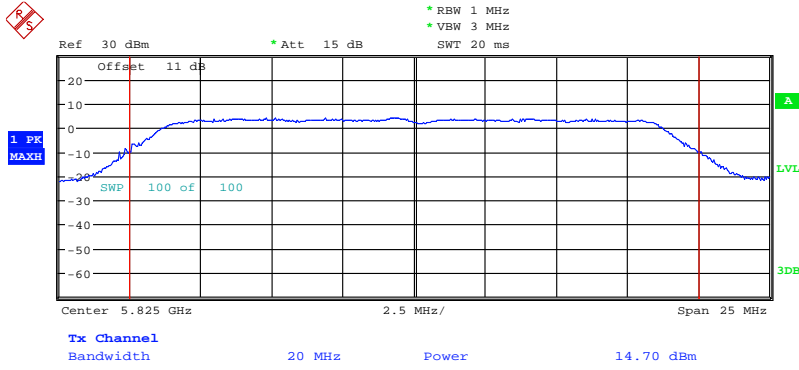
MAX OUTPUT POWER 802.11N 20MHZ CH149
Date: 16.JUL.2013 14:37:29



MAX OUTPUT POWER 802.11N 20MHZ CH157
Date: 16.JUL.2013 14:38:07

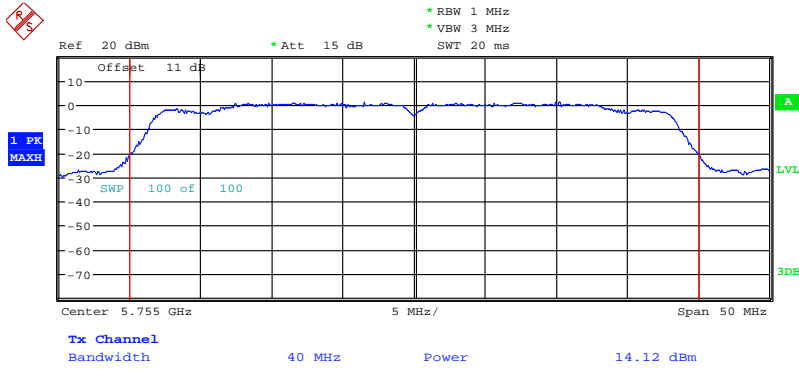


Registration number: W6M21306-13280-C-1
 FCC ID: IR5DK10



MAX OUTPUT POWER 802.11N 20MHZ CH165
 Date: 16.JUL.2013 14:39:11

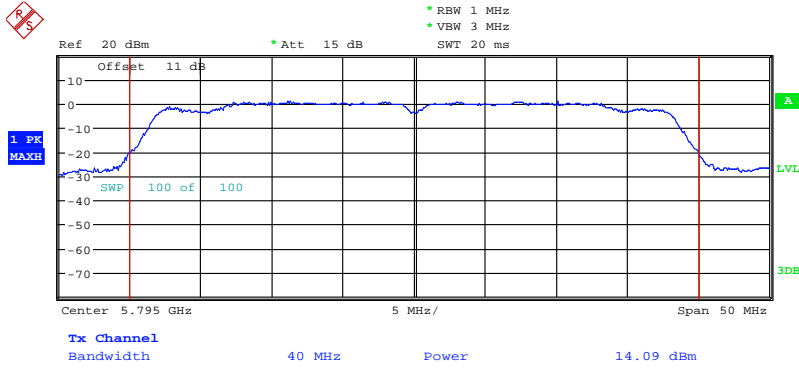
Mode C



MAX OUTPUT POWER 802.11N 40MHZ CH151
 Date: 16.JUL.2013 14:40:31

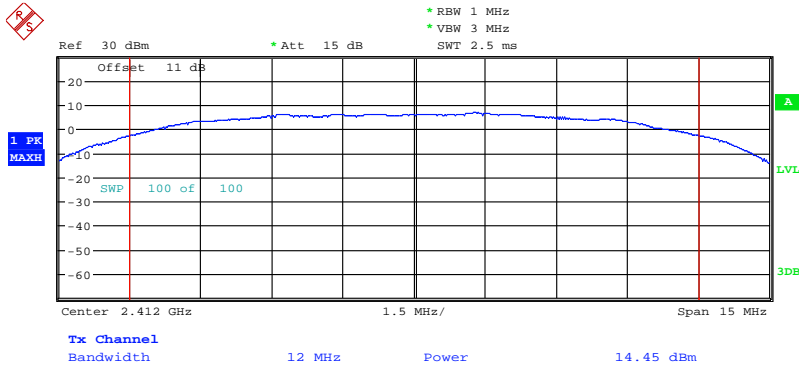


Registration number: W6M21306-13280-C-1
FCC ID: IR5DK10



MAX OUTPUT POWER 802.11N 40MHZ CH159
Date: 16.JUL.2013 14:41:27

Mode D

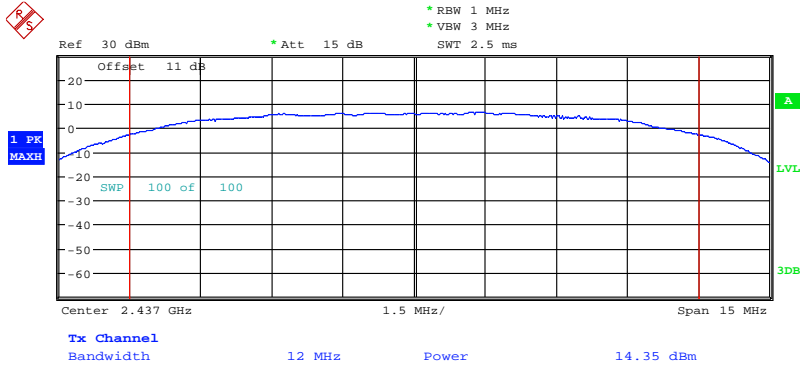


MAX OUTPUT POWER 802.11B CH01
Date: 16.JUL.2013 12:12:48

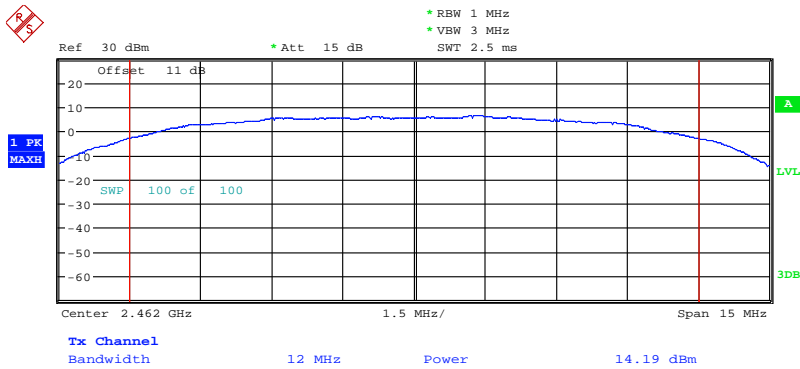


Worldwide Testing Services(Taiwan) Co., Ltd.


Registration number: W6M21306-13280-C-1
FCC ID: IR5DK10



MAX OUTPUT POWER 802.11B CH06
Date: 16.JUL.2013 12:13:30

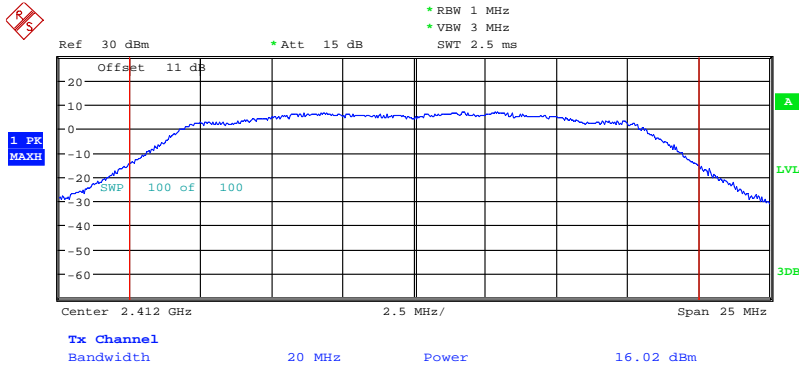


MAX OUTPUT POWER 802.11B CH11
Date: 16.JUL.2013 12:14:06

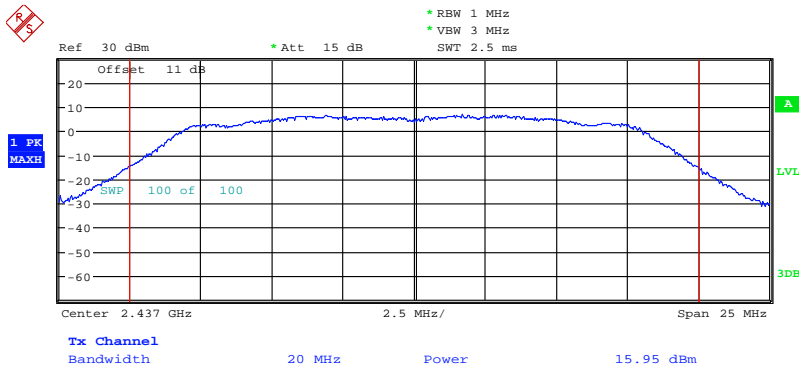


Registration number: W6M21306-13280-C-1
FCC ID: IR5DK10

Mode E



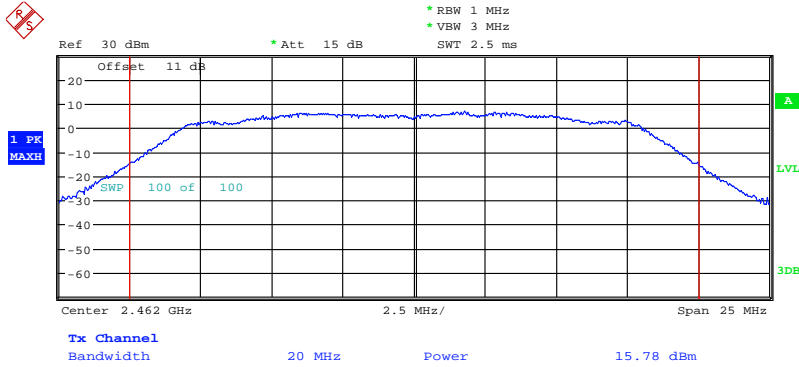
MAX OUTPUT POWER 802.11G CH01
Date: 16.JUL.2013 12:17:44



MAX OUTPUT POWER 802.11G CH06
Date: 16.JUL.2013 12:18:46

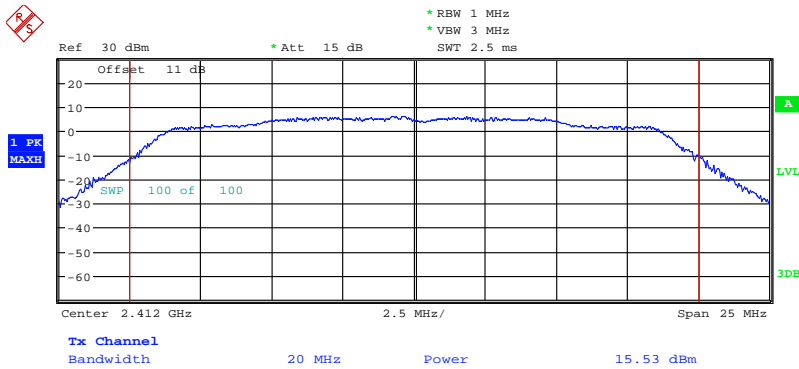


Registration number: W6M21306-13280-C-1
FCC ID: IR5DK10



MAX OUTPUT POWER 802.11G CH11
Date: 16.JUL.2013 12:19:49

Mode F

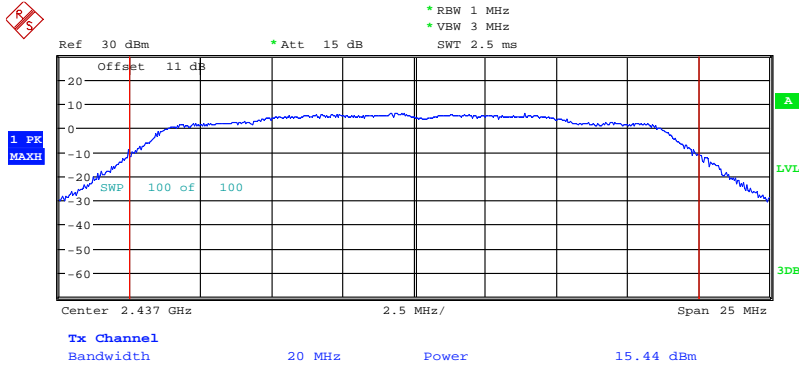


MAX OUTPUT POWER 802.11N 20MHZ CH01
Date: 16.JUL.2013 12:20:51

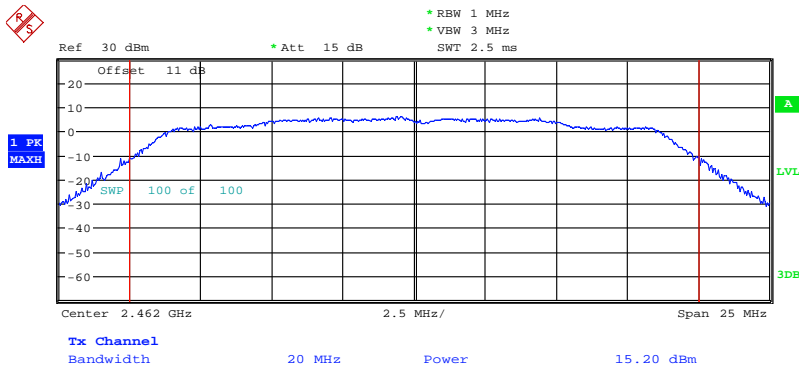


Worldwide Testing Services(Taiwan) Co., Ltd.

Registration number: W6M21306-13280-C-1
FCC ID: IR5DK10



MAX OUTPUT POWER 802.11N 20MHZ CH06
Date: 16.JUL.2013 12:21:29

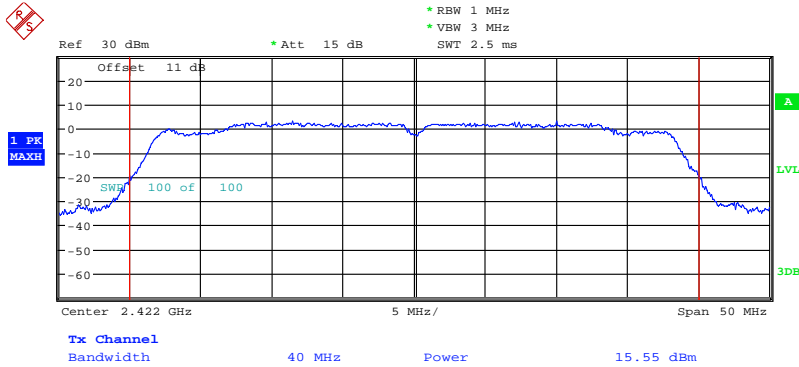


MAX OUTPUT POWER 802.11N 20MHZ CH11
Date: 16.JUL.2013 12:22:09

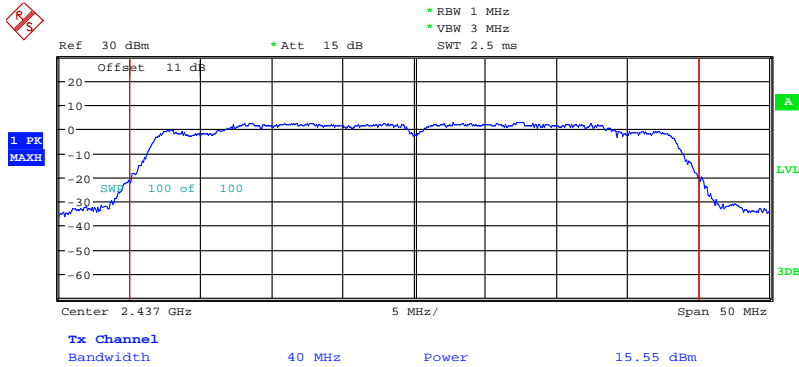


Registration number: W6M21306-13280-C-1
FCC ID: IR5DK10

Mode G



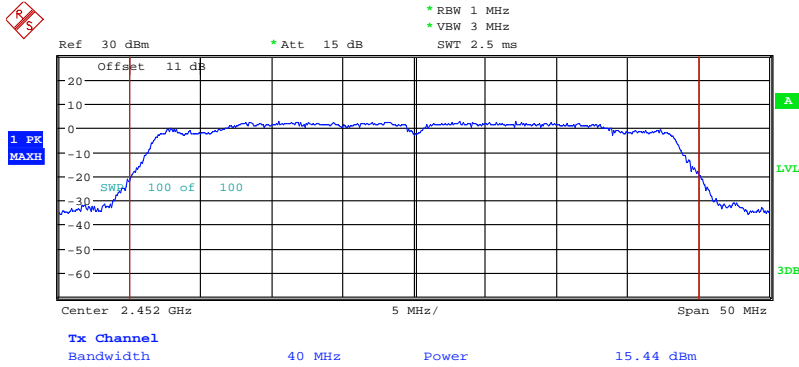
MAX OUTPUT POWER 802.11N 40MHZ CH01
Date: 16.JUL.2013 12:23:31



MAX OUTPUT POWER 802.11N 40MHZ CH04
Date: 16.JUL.2013 12:24:10

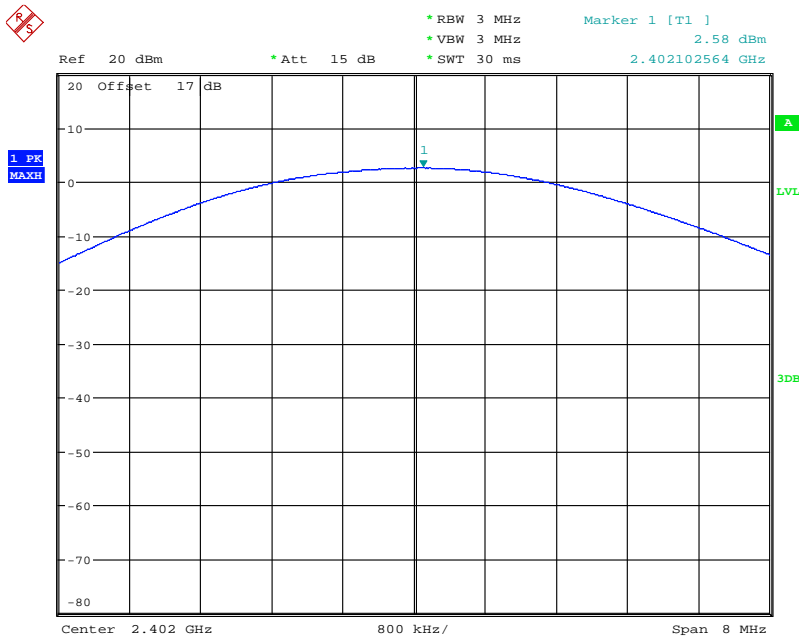


Registration number: W6M21306-13280-C-1
FCC ID: IR5DK10



MAX OUTPUT POWER 802.11N 40MHZ CH07
Date: 16.JUL.2013 12:25:02

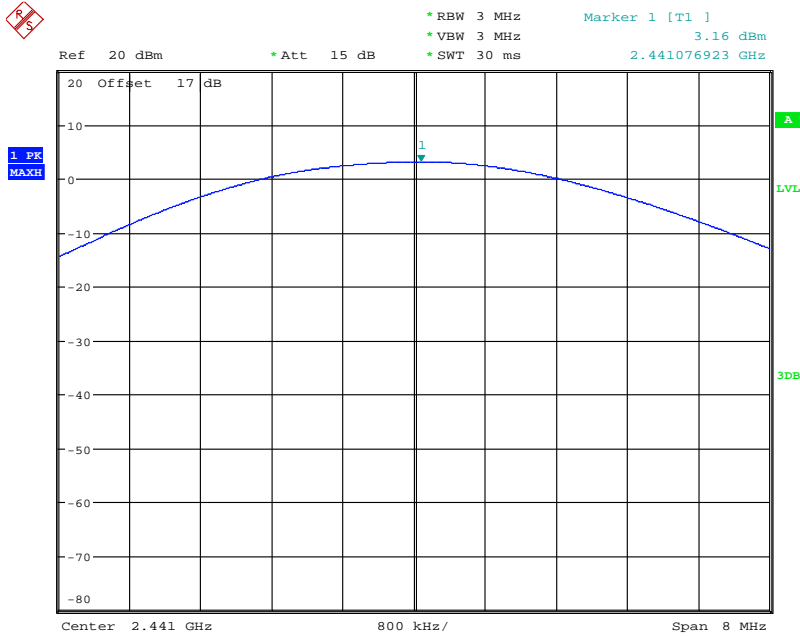
Mode H



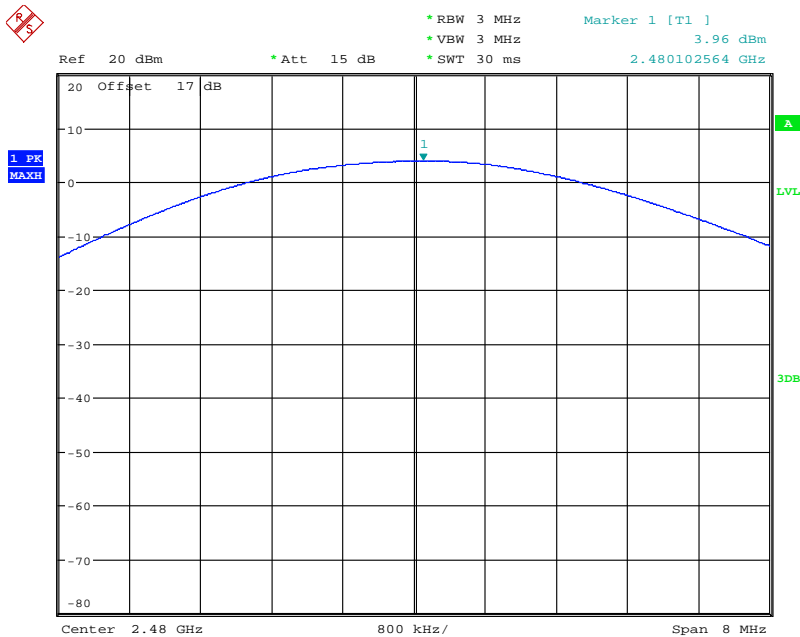
MAX OUTPUT POWER CH0
Date: 16.JUL.2013 13:41:40



Registration number: W6M21306-13280-C-1
FCC ID: IR5DK10



MAX OUTPUT POWER CH39
Date: 16.JUL.2013 13:43:24

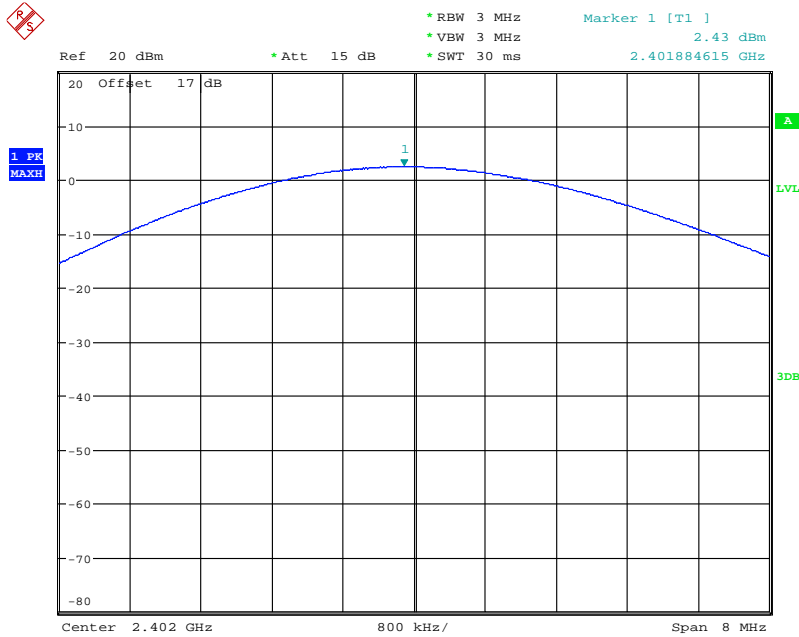


MAX OUTPUT POWER CH78
Date: 16.JUL.2013 13:44:00

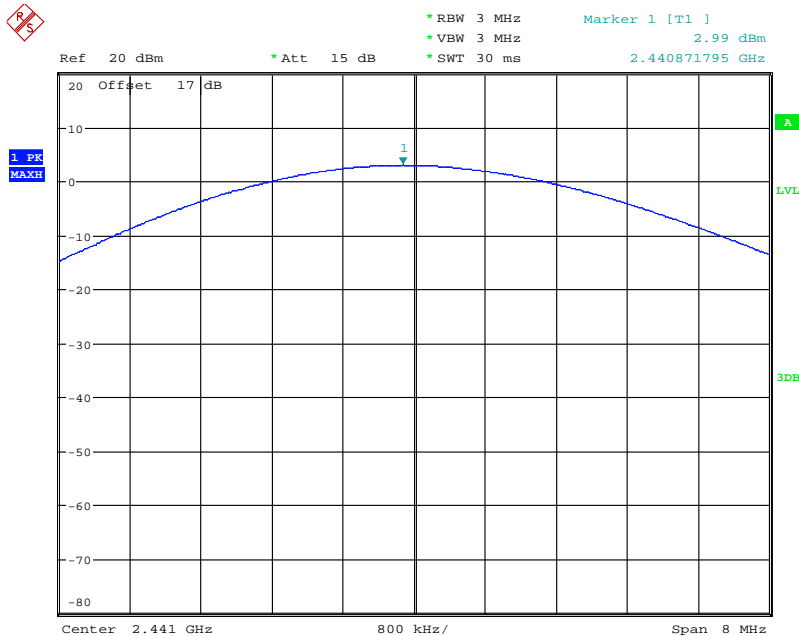


Registration number: W6M21306-13280-C-1
FCC ID: IR5DK10

Mode I



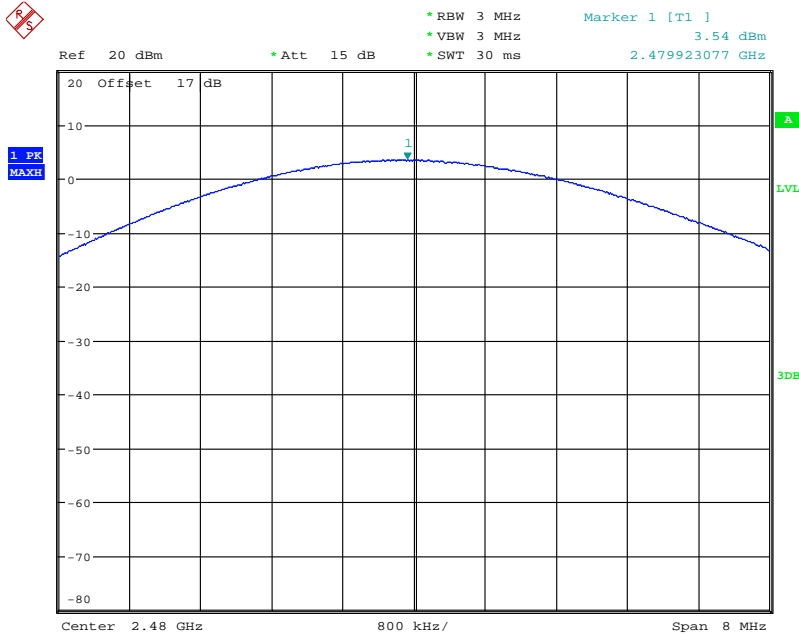
MAX OUTPUT POWER CH0 EDR MODE
Date: 16.JUL.2013 13:52:16



MAX OUTPUT POWER CH39 EDR MODE
Date: 16.JUL.2013 13:53:48

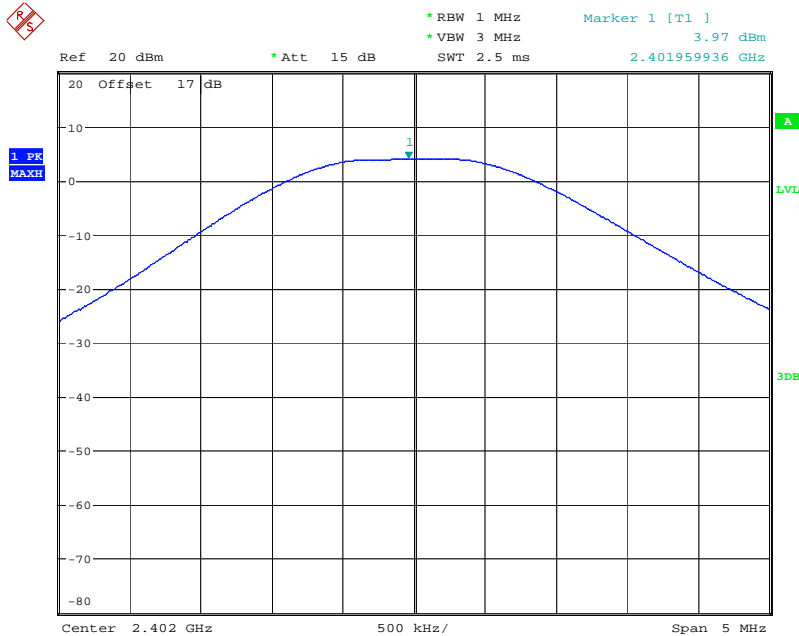


Registration number: W6M21306-13280-C-1
FCC ID: IR5DK10



MAX OUTPUT POWER CH78 EDR MODE
Date: 16.JUL.2013 13:54:24

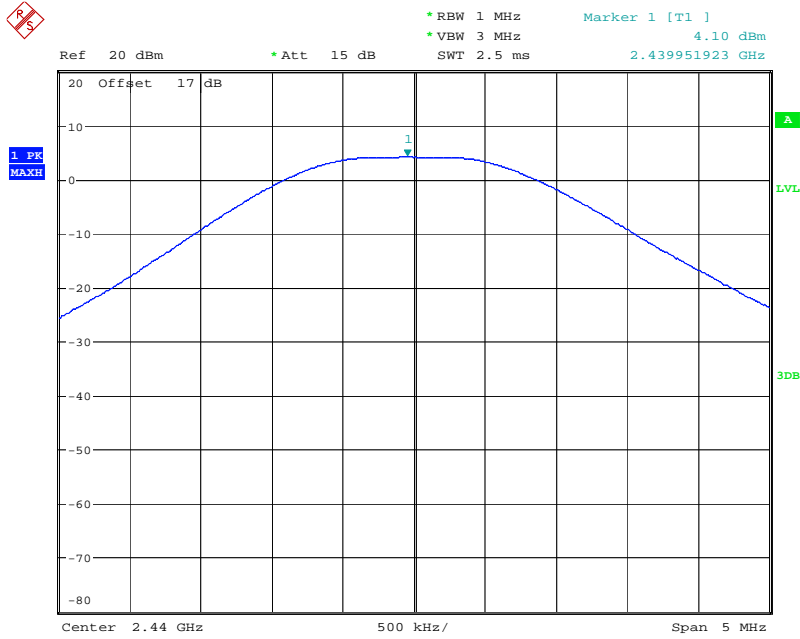
Mode J



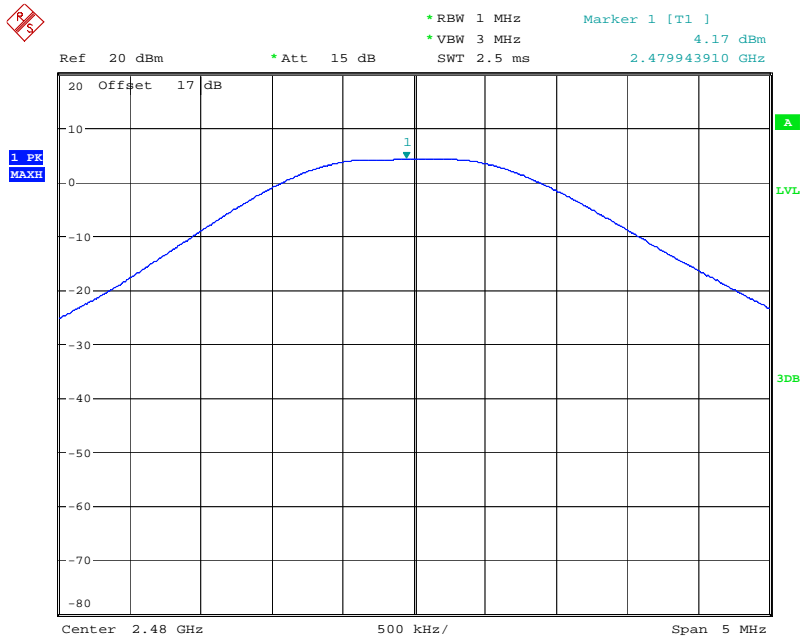
MAX OUTPUT POWER BT4.0 CH0
Date: 19.AUG.2013 16:12:03



Registration number: W6M21306-13280-C-1
FCC ID: IR5DK10



MAX OUTPUT POWER BT4.0 CH19
Date: 19.AUG.2013 16:14:02



MAX OUTPUT POWER BT4.0 CH39
Date: 19.AUG.2013 16:10:47



Worldwide Testing Services(Taiwan) Co., Ltd.

Registration number: W6M21306-13280-C-1

FCC ID: IR5DK10

ANT A	mW			dBm		
	Ch Low	Ch Mid	Ch High	Ch Low	Ch Mid	Ch High
802.11n 20MHz(5.8GHz)	26.06	25.59	26.98	14.16	14.08	14.31
802.11n 40MHz	21.88	--	21.73	13.4	--	13.37
802.11n 20MHz(2.4GHz)	8.07	8.34	8.20	9.07	9.21	9.14
802.11n 40MHz	8.71	8.79	8.81	9.40	9.44	9.45
ANT B	mW			dBm		
	Ch Low	Ch Mid	Ch High	Ch Low	Ch Mid	Ch High
802.11n 20MHz(5.8GHz)	30.27	29.58	29.51	14.81	14.71	14.70
802.11n 40MHz	25.82	--	25.64	14.12	--	14.09
802.11n 20MHz(2.4GHz)	35.73	34.99	33.11	15.53	15.44	15.20
802.11n 40MHz	35.89	35.89	34.99	15.55	15.55	15.44
Combine	mW			dBm		
	Ch Low	Ch Mid	Ch High	Ch Low	Ch Mid	Ch High
802.11n 20MHz(5.8GHz)	56.33	55.17	56.49	17.51	17.42	17.52
802.11n 40MHz	47.7	--	47.37	16.79	--	16.76
802.11n 20MHz(2.4GHz)	43.80	43.33	41.31	16.41	16.37	16.16
802.11n 40MHz	44.60	44.68	43.80	16.49	16.50	16.41

Limits:

Frequency MHz	Power dBm
902 - 928	30
2400 – 2483.5	30
5725 – 5850	30

In case of employing transmitter antennas having antenna gain > 6 dBi and using fixed point-to point operation consider §15.247 (b)(4)

Test equipment used: ETSTW-RE 055, ETSTW-RE 050, ETSTW-RE 073, ETSTW-RE 074,
ETSTW-RE 064



Registration number: W6M21306-13280-C-1
 FCC ID: IR5DK10

3.2 RF Exposure Compliance Requirements

FCC OET Bulletin 65 Edition 97.01 determines the equations for predicting RF fields and applicable limits.

The prediction for power density in the far-field but will over-predict power density in the near field, where it could be used for walking a “worst case” or conservative prediction.

$$S = \frac{PG}{4 \pi R^2}$$

- S – Power Density
- P – Output power ERP
- R – Distance
- D – Cable Loss
- AG – Antenna Gain

Item	Unit	Value	Remarks
P	mW	--	Peak value
D	dB		
AG	dBi	--	
G		--	Calculated Value
R	cm	20	Assumed value
S	mW/cm ²	--	Calculated value

Limits:

Limit for General Population / Uncontrolled Exposure	
Frequency (MHz)	Power Density (mW/cm ²)
1500 – 100.000	1.0

Note: This item is not applicable. Please refer to SAR test report of DK10.



Registration number: W6M21306-13280-C-1
FCC ID: IR5DK10

3.3 Transmitter Radiated Emissions in Restricted Bands

FCC Rules: 15.247 (c), 15.205, 15.209, 15.35

Radiated emission measurements were performed from 30 MHz to 26500 MHz.

For radiated emission tests, the analyzer setting was as followings:

Frequency \leq 1 GHz, RBW:100 kHz, VBW: 100 kHz (Peak measurements)

Frequency $>$ 1 GHz, RBW: 1 MHz, VBW: 1 MHz (Peak measurements)

Frequency $>$ 1 GHz , RBW:1 MHz , VBW: 10 Hz (Average measurements)

Limits.

For frequencies below 1GHz:

Frequency of Emission (MHz)	Field strength (microvolts/meter)	Field Strength (dB microvolts/meter)
30 - 88	100	40.0
88 - 216	150	43.5
216 - 960	200	46.0
Above	500	54.0

For frequencies above 1GHz (Average measurements).

Guidance on Measurement of Digit Transmission Systems:

“If the emission is pulsed, modify the unit for continuous operation, use the setting shown above, then correct the reading by subtracting the peak-average correction factor, derived from the appropriate duty cycle calculation.”

The correction factor, based on the total channel dwell time in a 100 ms period, may be mathematically applied to a measurement made with an average detector, to further reduce the value.

Duty cycle correction = $20 \log (\text{dwell time}/ 100\text{ms})$

Note: No duty cycle correction was added to the reading of this EUT.

Explanation: See attached diagrams in Appendix.



Registration number: W6M21306-13280-C-1

FCC ID: IR5DK10

3.4 Spurious Emissions (tx)

Spurious emission was measured with modulation (declared by manufacturer).

In any 100 kHz bandwidth outside the frequency band in which the intentional radiator is operating, the radio frequency power that is produced by the intentional radiator shall be at least 20dB below that in the 100 kHz bandwidth within the band that contains the highest level of the desired power, based on either an RF conducted or a radiated measurement. Attenuation below the general limits specified in § 15.209(a) is not required. In addition, radiated emissions which fall in the restricted bands, as defined in § 15.205(a), must also comply with the radiated emission limits specified in § 15.209(a) (see § 15.205(c))

FCC Rule: 15.247(c), 15.35

For out of band emissions that are close to or that exceed the 20 dB attenuation requirement described in the specification, radiated measurements were performed at a 3 m separation distance to determine whether these emissions complied with the general radiated emission requirement.

Limits:

For frequencies above 1GHz (Peak measurements).

Modified Limit for peak according to 15.35 (b) = Max Permitted average Limits + 20dB

For frequencies above 1GHz (Average measurements).

Max. reading – 20dB

Max. reading – 20 dB

Guidance on Measurement of Digit Transmission Systems:

“If the emission is pulsed, modify the unit for continuous operation, use the settings shown above, then correct the reading by subtracting the peak-average correction factor, derived from the appropriate duty cycle calculation.”

The correction factor, based on the total channel dwell time in a 100 ms period, may be mathematically applied to a measurement made with an average detector, to further reduce the value.

Duty Cycle correction = $20 \log (\text{dwell time}/100\text{ms})$

Test equipment used: ETSTW-RE 003, ETSTW-RE 030, ETSTW-RE 111,
ETSTW-RE 088, ETSTW-RE 018, ETSTW-RE 064

Note: No duty cycle correction was added to the reading of EUT.



Worldwide Testing Services(Taiwan) Co., Ltd.

Registration number: W6M21306-13280-C-1
FCC ID: IR5DK10

SAMPLE CALCULATION OF LIMIT. All results will be updated by an automatic measuring system in accordance with point 2.3.

Calculation of test results:

Such factors like antenna correction, cable loss, external attenuation etc. are already included in the provided measurement results. This is done by using validated test software and calibrated test system according the accreditation requirements.

The peak and average spurious emission plots was measured with the average limits.

In the Table being listed the critical peak and average value and exhibit the compliance with the above calculated Limits.

If in the column's correction factor states a value then the max. Field strength in the same row is corrected by a value gained from the "Correction Factor".

Summary table with radiated data of the test plots

ANT A

Model: DK10 Date: 2013/6/16~2013/6/21
Mode: WLAN 802.11a 5745MHz Temperature: 24 °C Engineer: Leon
Polarization: Horizontal Humidity: 60 %

Frequency (MHz)	Reading (dBuV)	Detector	Factor (dB)	Result (dBuV/m)	Limit (dBuV/m)	Margin (dB)	Table Degree (Deg.)	Ant. High (cm)
61.1022	11.05	peak	12.87	23.92	40.00	-16.08	190	100
148.5772	13.68	peak	15.26	28.94	43.50	-14.56	275	100
360.4610	17.81	peak	17.38	35.19	46.00	-10.81	110	100
455.7114	11.58	peak	20.10	31.68	46.00	-14.32	135	100

Frequency (MHz)	Reading (dBuV)		Factor (dB) Corr.	Result @3m (dBuV/m)		Limit @3m (dBuV/m)		Margin (dB)	Table Degree (Deg.)	Ant. High (cm)
	Peak	Ave.		Peak	Ave.	Peak	Ave.			
11490.0000	34.08	---	12.90	46.98	---	74.00	54.00	-27.02	240	100
17235.0000	25.95	---	21.95	47.90	---	74.00	54.00	-26.10	180	100

Polarization: Vertical

Frequency (MHz)	Reading (dBuV)	Detector	Factor (dB)	Result (dBuV/m)	Limit (dBuV/m)	Margin (dB)	Table Degree (Deg.)	Ant. High (cm)
30.0000	18.36	peak	13.17	31.53	40.00	-8.47	230	100
119.4188	15.39	peak	13.51	28.90	43.50	-14.60	185	100
146.6333	11.42	peak	15.21	26.63	43.50	-16.87	110	100
455.7114	13.19	peak	20.10	33.29	46.00	-12.71	160	100

Frequency (MHz)	Reading (dBuV)		Factor (dB) Corr.	Result @3m (dBuV/m)		Limit @3m (dBuV/m)		Margin (dB)	Table Degree (Deg.)	Ant. High (cm)
	Peak	Ave.		Peak	Ave.	Peak	Ave.			
11490.0000	33.87	---	12.90	46.77	---	74.00	54.00	-27.23	160	100
17235.0000	27.23	---	21.95	49.18	---	74.00	54.00	-24.82	270	100



Worldwide Testing Services(Taiwan) Co., Ltd.

Registration number: W6M21306-13280-C-1
 FCC ID: IR5DK10

Mode: WLAN 802.11a 5785MHz
 Polarization: Horizontal

Frequency (MHz)	Reading (dBuV)	Detector	Factor (dB)	Result (dBuV/m)	Limit (dBuV/m)	Margin (dB)	Table Degree (Deg.)	Ant. High (cm)
119.4188	16.70	peak	13.51	30.21	43.50	-13.29	170	100
179.6793	17.34	peak	13.64	30.98	43.50	-12.52	115	100
300.2004	16.17	peak	15.91	32.08	46.00	-13.92	160	100
360.4610	17.98	peak	17.38	35.36	46.00	-10.64	90	100

Frequency (MHz)	Reading (dBuV)		Factor (dB) Corr.	Result @3m (dBuV/m)		Limit @3m (dBuV/m)		Margin (dB)	Table Degree (Deg.)	Ant. High (cm)
	Peak	Ave.		Peak	Ave.	Peak	Ave.			
11570.0000	34.42	---	13.43	47.85	---	74.00	54.00	-26.15	120	100
17355.0000	26.18	---	21.76	47.94	---	74.00	54.00	-26.06	240	100

Polarization: Vertical

Frequency (MHz)	Reading (dBuV)	Detector	Factor (dB)	Result (dBuV/m)	Limit (dBuV/m)	Margin (dB)	Table Degree (Deg.)	Ant. High (cm)
31.9440	17.03	peak	13.30	30.33	40.00	-9.67	45	100
119.4188	14.63	peak	13.51	28.14	43.50	-15.36	160	100
455.7114	14.21	peak	20.10	34.31	46.00	-11.69	210	100
517.9158	11.67	peak	21.01	32.68	46.00	-13.32	180	100

Frequency (MHz)	Reading (dBuV)		Factor (dB) Corr.	Result @3m (dBuV/m)		Limit @3m (dBuV/m)		Margin (dB)	Table Degree (Deg.)	Ant. High (cm)
	Peak	Ave.		Peak	Ave.	Peak	Ave.			
11570.0000	34.55	---	13.43	47.98	---	74.00	54.00	-26.02	165	100
17355.0000	26.14	---	21.76	47.90	---	74.00	54.00	-26.10	90	100

Mode: WLAN 802.11a 5825MHz
 Polarization: Horizontal

Frequency (MHz)	Reading (dBuV)	Detector	Factor (dB)	Result (dBuV/m)	Limit (dBuV/m)	Margin (dB)	Table Degree (Deg.)	Ant. High (cm)
61.1022	11.57	peak	12.87	24.44	40.00	-15.56	170	100
148.5772	11.87	peak	15.26	27.13	43.50	-16.37	200	100
206.8938	21.38	peak	12.22	33.60	43.50	-9.90	130	100
360.4610	18.55	peak	17.38	35.93	46.00	-10.07	165	100

Frequency (MHz)	Reading (dBuV)		Factor (dB) Corr.	Result @3m (dBuV/m)		Limit @3m (dBuV/m)		Margin (dB)	Table Degree (Deg.)	Ant. High (cm)
	Peak	Ave.		Peak	Ave.	Peak	Ave.			
11650.0000	33.82	---	13.34	47.16	---	74.00	54.00	-26.84	140	100
17475.0000	27.59	---	21.63	49.22	---	74.00	54.00	-24.78	210	100



Worldwide Testing Services(Taiwan) Co., Ltd.

Registration number: W6M21306-13280-C-1
FCC ID: IR5DK10

Polarization: Vertical

Frequency (MHz)	Reading (dBuV)	Detector	Factor (dB)	Result (dBuV/m)	Limit (dBuV/m)	Margin (dB)	Table Degree (Deg.)	Ant. High (cm)
30.0000	17.75	peak	13.17	30.92	40.00	-9.08	95	100
123.3066	11.59	peak	13.80	25.39	43.50	-18.11	110	100
455.7114	14.06	peak	20.10	34.16	46.00	-11.84	170	100
517.9158	10.51	peak	21.01	31.52	46.00	-14.48	140	100

Frequency (MHz)	Reading (dBuV)		Factor (dB) Corr.	Result @3m (dBuV/m)		Limit @3m (dBuV/m)		Margin (dB)	Table Degree (Deg.)	Ant. High (cm)
	Peak	Ave.		Peak	Ave.	Peak	Ave.			
11650.0000	34.34	---	13.34	47.68	---	74.00	54.00	-26.32	190	100
17475.0000	27.16	---	21.63	48.79	---	74.00	54.00	-25.21	255	100

Mode: WLAN 802.11b 2412MHz

Polarization: Horizontal

Frequency (MHz)	Reading (dBuV)	Detector	Factor (dB)	Result (dBuV/m)	Limit (dBuV/m)	Margin (dB)	Table Degree (Deg.)	Ant. High (cm)
300.2004	19.77	peak	15.91	35.68	46.00	-10.32	200	100
360.4610	18.42	peak	17.38	35.80	46.00	-10.20	185	100

Frequency (MHz)	Reading (dBuV)		Factor (dB) Corr.	Result @3m (dBuV/m)		Limit @3m (dBuV/m)		Margin (dB)	Table Degree (Deg.)	Ant. High (cm)
	Peak	Ave.		Peak	Ave.	Peak	Ave.			
4817.6350	62.34	52.47	0.48	62.82	52.95	74.00	54.00	-1.05	245	100
7236.0000	39.00	---	4.06	43.06	---	74.00	54.00	-30.94	155	100
9648.0000	35.08	---	9.16	44.24	---	74.00	54.00	-29.76	75	100
12060.0000	33.70	---	13.89	47.59	---	74.00	54.00	-26.41	140	100

Polarization: Vertical

Frequency (MHz)	Reading (dBuV)	Detector	Factor (dB)	Result (dBuV/m)	Limit (dBuV/m)	Margin (dB)	Table Degree (Deg.)	Ant. High (cm)
30.0000	17.75	peak	13.17	30.92	40.00	-9.08	110	100
455.7114	13.30	peak	20.10	33.40	46.00	-12.60	130	100

Frequency (MHz)	Reading (dBuV)		Factor (dB) Corr.	Result @3m (dBuV/m)		Limit @3m (dBuV/m)		Margin (dB)	Table Degree (Deg.)	Ant. High (cm)
	Peak	Ave.		Peak	Ave.	Peak	Ave.			
4825.6510	58.59	49.76	0.50	59.09	50.26	74.00	54.00	-3.74	270	100
7236.0000	40.40	---	4.06	44.46	---	74.00	54.00	-29.54	160	100
9648.0000	35.35	---	9.16	44.51	---	74.00	54.00	-29.49	180	100
12060.0000	33.13	---	13.89	47.02	---	74.00	54.00	-26.98	240	100



Worldwide Testing Services(Taiwan) Co., Ltd.

Registration number: W6M21306-13280-C-1
 FCC ID: IR5DK10

Mode: WLAN 802.11b 2437MHz
 Polarization: Horizontal

Frequency (MHz)	Reading (dBuV)	Detector	Factor (dB)	Result (dBuV/m)	Limit (dBuV/m)	Margin (dB)	Table Degree (Deg.)	Ant. High (cm)
179.6793	18.15	peak	13.64	31.79	43.50	-11.71	240	100
360.4610	18.00	peak	17.38	35.38	46.00	-10.62	95	100

Frequency (MHz)	Reading (dBuV)		Factor (dB) Corr.	Result @3m (dBuV/m)		Limit @3m (dBuV/m)		Margin (dB)	Table Degree (Deg.)	Ant. High (cm)
	Peak	Ave.		Peak	Ave.	Peak	Ave.			
4873.7480	45.02	---	0.61	45.63	---	74.00	54.00	-28.37	170	100
7311.0000	40.14	---	4.20	44.34	---	74.00	54.00	-29.66	155	100
9748.0000	35.00	---	9.51	44.51	---	74.00	54.00	-29.49	90	100
12185.0000	32.53	---	14.83	47.36	---	74.00	54.00	-26.64	230	100

Polarization: Vertical

Frequency (MHz)	Reading (dBuV)	Detector	Factor (dB)	Result (dBuV/m)	Limit (dBuV/m)	Margin (dB)	Table Degree (Deg.)	Ant. High (cm)
30.0000	17.91	peak	13.17	31.08	40.00	-8.92	180	100
455.7114	13.80	peak	20.10	33.90	46.00	-12.10	120	100

Frequency (MHz)	Reading (dBuV)		Factor (dB) Corr.	Result @3m (dBuV/m)		Limit @3m (dBuV/m)		Margin (dB)	Table Degree (Deg.)	Ant. High (cm)
	Peak	Ave.		Peak	Ave.	Peak	Ave.			
4873.7480	46.12	---	0.61	46.73	---	74.00	54.00	-27.27	140	100
7311.0000	40.22	---	4.20	44.42	---	74.00	54.00	-29.58	245	100
9748.0000	35.04	---	9.51	44.55	---	74.00	54.00	-29.45	195	100
12185.0000	32.18	---	14.83	47.01	---	74.00	54.00	-26.99	210	100

Mode: WLAN 802.11b 2462MHz
 Polarization: Horizontal

Frequency (MHz)	Reading (dBuV)	Detector	Factor (dB)	Result (dBuV/m)	Limit (dBuV/m)	Margin (dB)	Table Degree (Deg.)	Ant. High (cm)
360.4610	18.15	peak	17.38	35.53	46.00	-10.47	190	100
409.0581	15.50	peak	18.87	34.37	46.00	-11.63	245	100

Frequency (MHz)	Reading (dBuV)		Factor (dB) Corr.	Result @3m (dBuV/m)		Limit @3m (dBuV/m)		Margin (dB)	Table Degree (Deg.)	Ant. High (cm)
	Peak	Ave.		Peak	Ave.	Peak	Ave.			
4921.8440	44.83	---	0.83	45.66	---	74.00	54.00	-28.34	180	100
7386.0000	39.82	---	4.43	44.25	---	74.00	54.00	-29.75	110	100
9848.0000	35.16	---	9.76	44.92	---	74.00	54.00	-29.08	270	100
12310.0000	34.34	---	14.12	48.46	---	74.00	54.00	-25.54	215	100



Worldwide Testing Services(Taiwan) Co., Ltd.

Registration number: W6M21306-13280-C-1
 FCC ID: IR5DK10

Polarization: Vertical

Frequency (MHz)	Reading (dBuV)	Detector	Factor (dB)	Result (dBuV/m)	Limit (dBuV/m)	Margin (dB)	Table Degree (Deg.)	Ant. High (cm)
30.0000	18.25	peak	13.17	31.42	40.00	-8.58	240	100
455.7114	14.02	peak	20.10	34.12	46.00	-11.88	110	100

Frequency (MHz)	Reading (dBuV)		Factor (dB) Corr.	Result @3m (dBuV/m)		Limit @3m (dBuV/m)		Margin (dB)	Table Degree (Deg.)	Ant. High (cm)
	Peak	Ave.		Peak	Ave.	Peak	Ave.			
4921.8440	45.77	---	0.83	46.60	---	74.00	54.00	-27.40	170	100
7386.0000	39.54	---	4.43	43.97	---	74.00	54.00	-30.03	225	100
9848.0000	35.65	---	9.76	45.41	---	74.00	54.00	-28.59	200	100
12310.0000	33.79	---	14.12	47.91	---	74.00	54.00	-26.09	165	100

Mode: WLAN 802.11g 2412MHz

Polarization: Horizontal


Frequency (MHz)	Reading (dBuV)	Detector	Factor (dB)	Result (dBuV/m)	Limit (dBuV/m)	Margin (dB)	Table Degree (Deg.)	Ant. High (cm)
360.4610	17.83	peak	17.38	35.21	46.00	-10.79	145	100
455.7114	12.29	peak	20.10	32.39	46.00	-13.61	120	100

Frequency (MHz)	Reading (dBuV)		Factor (dB) Corr.	Result @3m (dBuV/m)		Limit @3m (dBuV/m)		Margin (dB)	Table Degree (Deg.)	Ant. High (cm)
	Peak	Ave.		Peak	Ave.	Peak	Ave.			
4817.6350	52.25	---	0.48	52.73	---	74.00	54.00	-21.27	170	100
7236.0000	40.84	---	4.06	44.90	---	74.00	54.00	-29.10	245	100
9648.0000	35.17	---	9.16	44.33	---	74.00	54.00	-29.67	195	100
12060.0000	34.17	---	13.89	48.06	---	74.00	54.00	-25.94	155	100

Polarization: Vertical

Frequency (MHz)	Reading (dBuV)	Detector	Factor (dB)	Result (dBuV/m)	Limit (dBuV/m)	Margin (dB)	Table Degree (Deg.)	Ant. High (cm)
30.0000	16.46	peak	13.17	29.63	40.00	-10.37	115	100
47.4950	13.95	peak	14.27	28.22	40.00	-11.78	160	100

Frequency (MHz)	Reading (dBuV)		Factor (dB) Corr.	Result @3m (dBuV/m)		Limit @3m (dBuV/m)		Margin (dB)	Table Degree (Deg.)	Ant. High (cm)
	Peak	Ave.		Peak	Ave.	Peak	Ave.			
4809.6190	49.13	---	0.46	49.59	---	74.00	54.00	-24.41	240	100
7236.0000	40.67	---	4.06	44.73	---	74.00	54.00	-29.27	115	100
9648.0000	36.04	---	9.16	45.20	---	74.00	54.00	-28.80	130	100
12060.0000	34.53	---	13.89	48.42	---	74.00	54.00	-25.58	215	100



Worldwide Testing Services(Taiwan) Co., Ltd.

Registration number: W6M21306-13280-C-1
FCC ID: IR5DK10

Mode: WLAN 802.11g 2437MHz
Polarization: Horizontal

Frequency (MHz)	Reading (dBuV)	Detector	Factor (dB)	Result (dBuV/m)	Limit (dBuV/m)	Margin (dB)	Table Degree (Deg.)	Ant. High (cm)
300.2004	17.78	peak	15.91	33.69	46.00	-12.31	175	100
360.4610	18.19	peak	17.38	35.57	46.00	-10.43	245	100

Frequency (MHz)	Reading (dBuV)		Factor (dB) Corr.	Result @3m (dBuV/m)		Limit @3m (dBuV/m)		Margin (dB)	Table Degree (Deg.)	Ant. High (cm)
	Peak	Ave.		Peak	Ave.	Peak	Ave.			
4874.0000	42.18	---	0.61	42.79	---	74.00	54.00	-31.21	175	100
7334.6690	41.26	---	4.27	45.53	---	74.00	54.00	-28.47	190	100
9748.0000	34.55	---	9.51	44.06	---	74.00	54.00	-29.94	275	100
12185.0000	32.02	---	14.83	46.85	---	74.00	54.00	-27.15	210	100

Polarization: Vertical

Frequency (MHz)	Reading (dBuV)	Detector	Factor (dB)	Result (dBuV/m)	Limit (dBuV/m)	Margin (dB)	Table Degree (Deg.)	Ant. High (cm)
30.0000	17.27	peak	13.17	30.44	40.00	-9.56	225	100
455.7114	12.82	peak	20.10	32.92	46.00	-13.08	140	100

Frequency (MHz)	Reading (dBuV)		Factor (dB) Corr.	Result @3m (dBuV/m)		Limit @3m (dBuV/m)		Margin (dB)	Table Degree (Deg.)	Ant. High (cm)
	Peak	Ave.		Peak	Ave.	Peak	Ave.			
4874.0000	41.80	---	0.61	42.41	---	74.00	54.00	-31.59	90	100
7311.0000	40.25	---	4.20	44.45	---	74.00	54.00	-29.55	170	100
9748.0000	34.53	---	9.51	44.04	---	74.00	54.00	-29.96	220	100
12185.0000	32.02	---	14.83	46.85	---	74.00	54.00	-27.15	195	100

Mode: WLAN 802.11g 2462MHz
Polarization: Horizontal

Frequency (MHz)	Reading (dBuV)	Detector	Factor (dB)	Result (dBuV/m)	Limit (dBuV/m)	Margin (dB)	Table Degree (Deg.)	Ant. High (cm)
206.8938	20.97	peak	12.22	33.19	43.50	-10.31	120	100
360.4610	18.07	peak	17.38	35.45	46.00	-10.55	95	100

Frequency (MHz)	Reading (dBuV)		Factor (dB) Corr.	Result @3m (dBuV/m)		Limit @3m (dBuV/m)		Margin (dB)	Table Degree (Deg.)	Ant. High (cm)
	Peak	Ave.		Peak	Ave.	Peak	Ave.			
4924.0000	41.40	---	0.84	42.24	---	74.00	54.00	-31.76	240	100
7386.0000	40.19	---	4.43	44.62	---	74.00	54.00	-29.38	195	100
9848.0000	35.29	---	9.76	45.05	---	74.00	54.00	-28.95	140	100
12310.0000	33.89	---	14.12	48.01	---	74.00	54.00	-25.99	190	100



Worldwide Testing Services(Taiwan) Co., Ltd.

Registration number: W6M21306-13280-C-1
FCC ID: IR5DK10

Polarization: Vertical

Frequency (MHz)	Reading (dBuV)	Detector	Factor (dB)	Result (dBuV/m)	Limit (dBuV/m)	Margin (dB)	Table Degree (Deg.)	Ant. High (cm)
30.0000	16.55	peak	13.17	29.72	40.00	-10.28	205	100
455.7114	14.91	peak	20.10	35.01	46.00	-10.99	160	100

Frequency (MHz)	Reading (dBuV)		Factor (dB) Corr.	Result @3m (dBuV/m)		Limit @3m (dBuV/m)		Margin (dB)	Table Degree (Deg.)	Ant. High (cm)
	Peak	Ave.		Peak	Ave.	Peak	Ave.			
4924.0000	41.29	---	0.84	42.13	---	74.00	54.00	-31.87	220	100
7386.0000	39.70	---	4.43	44.13	---	74.00	54.00	-29.87	170	100
9848.0000	35.51	---	9.76	45.27	---	74.00	54.00	-28.73	250	100
12310.0000	34.43	---	14.12	48.55	---	74.00	54.00	-25.45	210	100

ANT B

Mode: WLAN 802.11a 5745MHz

Polarization: Horizontal


Frequency (MHz)	Reading (dBuV)	Detector	Factor (dB)	Result (dBuV/m)	Limit (dBuV/m)	Margin (dB)	Table Degree (Deg.)	Ant. High (cm)
119.4188	16.39	peak	13.51	29.90	43.50	-13.60	80	100
208.8377	14.94	peak	12.29	27.23	43.50	-16.27	135	100
360.4610	18.57	peak	17.38	35.95	46.00	-10.05	170	100
389.6192	18.07	peak	18.29	36.36	46.00	-9.64	155	100

Frequency (MHz)	Reading (dBuV)		Factor (dB) Corr.	Result @3m (dBuV/m)		Limit @3m (dBuV/m)		Margin (dB)	Table Degree (Deg.)	Ant. High (cm)
	Peak	Ave.		Peak	Ave.	Peak	Ave.			
11490.0000	34.09	---	12.90	46.99	---	74.00	54.00	-27.01	125	100
17235.0000	26.39	---	21.95	48.34	---	74.00	54.00	-25.66	210	100

Polarization: Vertical

Frequency (MHz)	Reading (dBuV)	Detector	Factor (dB)	Result (dBuV/m)	Limit (dBuV/m)	Margin (dB)	Table Degree (Deg.)	Ant. High (cm)
30.0000	17.09	peak	13.17	30.26	40.00	-9.74	175	100
119.4188	11.74	peak	13.51	25.25	43.50	-18.25	190	100
455.7114	13.03	peak	20.10	33.13	46.00	-12.87	140	100
517.9158	11.95	peak	21.01	32.96	46.00	-13.04	110	100

Frequency (MHz)	Reading (dBuV)		Factor (dB) Corr.	Result @3m (dBuV/m)		Limit @3m (dBuV/m)		Margin (dB)	Table Degree (Deg.)	Ant. High (cm)
	Peak	Ave.		Peak	Ave.	Peak	Ave.			
11490.0000	35.62	---	12.90	48.52	---	74.00	54.00	-25.48	230	100
17235.0000	25.16	---	21.95	47.11	---	74.00	54.00	-26.89	185	100



Worldwide Testing Services(Taiwan) Co., Ltd.

Registration number: W6M21306-13280-C-1
 FCC ID: IR5DK10

Mode: WLAN 802.11a 5785MHz
 Polarization: Horizontal

Frequency (MHz)	Reading (dBuV)	Detector	Factor (dB)	Result (dBuV/m)	Limit (dBuV/m)	Margin (dB)	Table Degree (Deg.)	Ant. High (cm)
47.4950	9.66	peak	14.27	23.93	40.00	-16.07	110	100
146.6333	12.69	peak	15.21	27.90	43.50	-15.60	140	100
206.8938	20.16	peak	12.22	32.38	43.50	-11.12	170	100
360.4610	17.50	peak	17.38	34.88	46.00	-11.12	95	100

Frequency (MHz)	Reading (dBuV)		Factor (dB) Corr.	Result @3m (dBuV/m)		Limit @3m (dBuV/m)		Margin (dB)	Table Degree (Deg.)	Ant. High (cm)
	Peak	Ave.		Peak	Ave.	Peak	Ave.			
11570.0000	35.15	---	13.43	48.58	---	74.00	54.00	-25.42	240	100
17355.0000	26.34	---	21.76	48.10	---	74.00	54.00	-25.90	105	100

Polarization: Vertical


Frequency (MHz)	Reading (dBuV)	Detector	Factor (dB)	Result (dBuV/m)	Limit (dBuV/m)	Margin (dB)	Table Degree (Deg.)	Ant. High (cm)
30.0000	17.36	peak	13.17	30.53	40.00	-9.47	150	100
119.4188	15.92	peak	13.51	29.43	43.50	-14.07	130	100
455.7114	14.55	peak	20.10	34.65	46.00	-11.35	240	100
517.9158	11.07	peak	21.01	32.08	46.00	-13.92	155	100

Frequency (MHz)	Reading (dBuV)		Factor (dB) Corr.	Result @3m (dBuV/m)		Limit @3m (dBuV/m)		Margin (dB)	Table Degree (Deg.)	Ant. High (cm)
	Peak	Ave.		Peak	Ave.	Peak	Ave.			
11570.0000	33.71	---	13.43	47.14	---	74.00	54.00	-26.86	250	100
17355.0000	26.61	---	21.76	48.37	---	74.00	54.00	-25.63	190	100

Mode: WLAN 802.11a 5825MHz
 Polarization: Horizontal

Frequency (MHz)	Reading (dBuV)	Detector	Factor (dB)	Result (dBuV/m)	Limit (dBuV/m)	Margin (dB)	Table Degree (Deg.)	Ant. High (cm)
119.4188	18.15	peak	13.51	31.66	43.50	-11.84	140	100
208.8377	19.45	peak	12.29	31.74	43.50	-11.76	175	100
360.4610	18.05	peak	17.38	35.43	46.00	-10.57	220	100
455.7114	14.67	peak	20.10	34.77	46.00	-11.23	160	100

Frequency (MHz)	Reading (dBuV)		Factor (dB) Corr.	Result @3m (dBuV/m)		Limit @3m (dBuV/m)		Margin (dB)	Table Degree (Deg.)	Ant. High (cm)
	Peak	Ave.		Peak	Ave.	Peak	Ave.			
11650.0000	33.56	---	13.34	46.90	---	74.00	54.00	-27.10	180	100
17475.0000	26.95	---	21.63	48.58	---	74.00	54.00	-25.42	140	100



Worldwide Testing Services(Taiwan) Co., Ltd.

Registration number: W6M21306-13280-C-1
FCC ID: IR5DK10

Polarization: Vertical

Frequency (MHz)	Reading (dBuV)	Detector	Factor (dB)	Result (dBuV/m)	Limit (dBuV/m)	Margin (dB)	Table Degree (Deg.)	Ant. High (cm)
30.0000	18.10	peak	13.17	31.27	40.00	-8.73	80	100
119.4188	16.37	peak	13.51	29.88	43.50	-13.62	205	100
455.7114	12.88	peak	20.10	32.98	46.00	-13.02	100	100
517.9158	11.48	peak	21.01	32.49	46.00	-13.51	140	100

Frequency (MHz)	Reading (dBuV)		Factor (dB) Corr.	Result @3m (dBuV/m)		Limit @3m (dBuV/m)		Margin (dB)	Table Degree (Deg.)	Ant. High (cm)
	Peak	Ave.		Peak	Ave.	Peak	Ave.			
11650.0000	34.03	---	13.34	47.37	---	74.00	54.00	-26.63	230	100
17475.0000	27.05	---	21.63	48.68	---	74.00	54.00	-25.32	175	100

Mode: WLAN 802.11b 2412MHz

Polarization: Horizontal

Frequency (MHz)	Reading (dBuV)	Detector	Factor (dB)	Result (dBuV/m)	Limit (dBuV/m)	Margin (dB)	Table Degree (Deg.)	Ant. High (cm)
148.5772	13.12	peak	15.26	28.38	43.50	-15.12	175	100
360.4610	18.20	peak	17.38	35.58	46.00	-10.42	110	100

Frequency (MHz)	Reading (dBuV)		Factor (dB) Corr.	Result @3m (dBuV/m)		Limit @3m (dBuV/m)		Margin (dB)	Table Degree (Deg.)	Ant. High (cm)
	Peak	Ave.		Peak	Ave.	Peak	Ave.			
4825.6510	51.96	43.59	0.50	52.46	44.09	74.00	54.00	-9.91	130	100
7236.0000	40.56	---	4.06	44.62	---	74.00	54.00	-29.38	185	100
9648.0000	35.21	---	9.16	44.37	---	74.00	54.00	-29.63	210	100
12060.0000	33.70	---	13.89	47.59	---	74.00	54.00	-26.41	265	100

Polarization: Vertical

Frequency (MHz)	Reading (dBuV)	Detector	Factor (dB)	Result (dBuV/m)	Limit (dBuV/m)	Margin (dB)	Table Degree (Deg.)	Ant. High (cm)
30.0000	18.12	peak	13.17	31.29	40.00	-8.71	205	100
119.4188	18.17	peak	13.51	31.68	43.50	-11.82	170	100

Frequency (MHz)	Reading (dBuV)		Factor (dB) Corr.	Result @3m (dBuV/m)		Limit @3m (dBuV/m)		Margin (dB)	Table Degree (Deg.)	Ant. High (cm)
	Peak	Ave.		Peak	Ave.	Peak	Ave.			
4825.6510	47.67	---	0.50	48.17	---	74.00	54.00	-25.83	270	100
7236.0000	40.71	---	4.06	44.77	---	74.00	54.00	-29.23	215	100
9648.0000	35.08	---	9.16	44.24	---	74.00	54.00	-29.76	170	100
12060.0000	34.91	---	13.89	48.80	---	74.00	54.00	-25.20	145	100



Worldwide Testing Services(Taiwan) Co., Ltd.

Registration number: W6M21306-13280-C-1
 FCC ID: IR5DK10

Mode: WLAN 802.11b 2437MHz
 Polarization: Horizontal

Frequency (MHz)	Reading (dBuV)	Detector	Factor (dB)	Result (dBuV/m)	Limit (dBuV/m)	Margin (dB)	Table Degree (Deg.)	Ant. High (cm)
121.3627	17.55	peak	13.65	31.20	43.50	-12.30	110	100
148.5772	14.11	peak	15.26	29.37	43.50	-14.13	175	100

Frequency (MHz)	Reading (dBuV)		Factor (dB) Corr.	Result @3m (dBuV/m)		Limit @3m (dBuV/m)		Margin (dB)	Table Degree (Deg.)	Ant. High (cm)
	Peak	Ave.		Peak	Ave.	Peak	Ave.			
4873.7480	52.55	45.13	0.61	53.16	45.74	74.00	54.00	-8.26	245	100
7311.0000	40.30	---	4.20	44.50	---	74.00	54.00	-29.50	170	100
9748.0000	35.52	---	9.51	45.03	---	74.00	54.00	-28.97	140	100
12185.0000	33.25	---	14.83	48.08	---	74.00	54.00	-25.92	165	100

Polarization: Vertical


Frequency (MHz)	Reading (dBuV)	Detector	Factor (dB)	Result (dBuV/m)	Limit (dBuV/m)	Margin (dB)	Table Degree (Deg.)	Ant. High (cm)
30.0000	17.52	peak	13.17	30.69	40.00	-9.31	85	100
455.7114	13.71	peak	20.10	33.81	46.00	-12.19	130	100

Frequency (MHz)	Reading (dBuV)		Factor (dB) Corr.	Result @3m (dBuV/m)		Limit @3m (dBuV/m)		Margin (dB)	Table Degree (Deg.)	Ant. High (cm)
	Peak	Ave.		Peak	Ave.	Peak	Ave.			
4873.7480	49.84	---	0.61	50.45	---	74.00	54.00	-23.55	190	100
7311.0000	40.51	---	4.20	44.71	---	74.00	54.00	-29.29	155	100
9748.0000	34.63	---	9.51	44.14	---	74.00	54.00	-29.86	140	100
12185.0000	32.82	---	14.83	47.65	---	74.00	54.00	-26.35	195	100

Mode: WLAN 802.11b 2462MHz
 Polarization: Horizontal

Frequency (MHz)	Reading (dBuV)	Detector	Factor (dB)	Result (dBuV/m)	Limit (dBuV/m)	Margin (dB)	Table Degree (Deg.)	Ant. High (cm)
119.4188	16.51	peak	13.51	30.02	43.50	-13.48	210	100
389.6192	17.75	peak	18.29	36.04	46.00	-9.96	235	100

Frequency (MHz)	Reading (dBuV)		Factor (dB) Corr.	Result @3m (dBuV/m)		Limit @3m (dBuV/m)		Margin (dB)	Table Degree (Deg.)	Ant. High (cm)
	Peak	Ave.		Peak	Ave.	Peak	Ave.			
4921.8440	52.69	45.79	0.83	53.52	46.62	74.00	54.00	-7.38	210	100
7386.0000	40.11	---	4.43	44.54	---	74.00	54.00	-29.46	180	100
9848.0000	35.19	---	9.76	44.95	---	74.00	54.00	-29.05	160	100
12310.0000	34.45	---	14.12	48.57	---	74.00	54.00	-25.43	245	100



Worldwide Testing Services(Taiwan) Co., Ltd.

Registration number: W6M21306-13280-C-1

FCC ID: IR5DK10

Polarization: Vertical

Frequency (MHz)	Reading (dBuV)	Detector	Factor (dB)	Result (dBuV/m)	Limit (dBuV/m)	Margin (dB)	Table Degree (Deg.)	Ant. High (cm)
30.0000	17.80	peak	13.17	30.97	40.00	-9.03	185	100
148.5772	14.65	peak	15.26	29.91	43.50	-13.59	120	100

Frequency (MHz)	Reading (dBuV)		Factor (dB) Corr.	Result @3m (dBuV/m)		Limit @3m (dBuV/m)		Margin (dB)	Table Degree (Deg.)	Ant. High (cm)
	Peak	Ave.		Peak	Ave.	Peak	Ave.			
4921.8440	47.96	---	0.83	48.79	---	74.00	54.00	-25.21	170	100
7386.0000	40.36	---	4.43	44.79	---	74.00	54.00	-29.21	105	100
9848.0000	35.15	---	9.76	44.91	---	74.00	54.00	-29.09	230	100
12310.0000	33.56	---	14.12	47.68	---	74.00	54.00	-26.32	190	100

Mode: WLAN 802.11g 2412MHz

Polarization: Horizontal

Frequency (MHz)	Reading (dBuV)	Detector	Factor (dB)	Result (dBuV/m)	Limit (dBuV/m)	Margin (dB)	Table Degree (Deg.)	Ant. High (cm)
206.8938	20.67	peak	12.22	32.89	43.50	-10.61	210	100
360.4610	18.06	peak	17.38	35.44	46.00	-10.56	185	100

Frequency (MHz)	Reading (dBuV)		Factor (dB) Corr.	Result @3m (dBuV/m)		Limit @3m (dBuV/m)		Margin (dB)	Table Degree (Deg.)	Ant. High (cm)
	Peak	Ave.		Peak	Ave.	Peak	Ave.			
4824.0000	41.32	---	0.50	41.82	---	74.00	54.00	-32.18	205	100
7236.0000	40.18	---	4.06	44.24	---	74.00	54.00	-29.76	140	100
9648.0000	35.37	---	9.16	44.53	---	74.00	54.00	-29.47	190	100
12060.0000	34.41	---	13.89	48.30	---	74.00	54.00	-25.70	220	100

Polarization: Vertical

Frequency (MHz)	Reading (dBuV)	Detector	Factor (dB)	Result (dBuV/m)	Limit (dBuV/m)	Margin (dB)	Table Degree (Deg.)	Ant. High (cm)
30.0000	17.64	peak	13.17	30.81	40.00	-9.19	75	100
121.3627	13.76	peak	13.65	27.41	43.50	-16.09	120	100

Frequency (MHz)	Reading (dBuV)		Factor (dB) Corr.	Result @3m (dBuV/m)		Limit @3m (dBuV/m)		Margin (dB)	Table Degree (Deg.)	Ant. High (cm)
	Peak	Ave.		Peak	Ave.	Peak	Ave.			
4824.0000	41.29	---	0.50	41.79	---	74.00	54.00	-32.21	110	100
7236.0000	40.58	---	4.06	44.64	---	74.00	54.00	-29.36	145	100
9648.0000	35.50	---	9.16	44.66	---	74.00	54.00	-29.34	190	100
12060.0000	34.96	---	13.89	48.85	---	74.00	54.00	-25.15	275	100



Worldwide Testing Services(Taiwan) Co., Ltd.

Registration number: W6M21306-13280-C-1
 FCC ID: IR5DK10

Mode: WLAN 802.11g 2437MHz
 Polarization: Horizontal

Frequency (MHz)	Reading (dBuV)	Detector	Factor (dB)	Result (dBuV/m)	Limit (dBuV/m)	Margin (dB)	Table Degree (Deg.)	Ant. High (cm)
121.3627	17.18	peak	13.65	30.83	43.50	-12.67	195	100
360.4610	17.85	peak	17.38	35.23	46.00	-10.77	170	100

Frequency (MHz)	Reading (dBuV)		Factor (dB) Corr.	Result @3m (dBuV/m)		Limit @3m (dBuV/m)		Margin (dB)	Table Degree (Deg.)	Ant. High (cm)
	Peak	Ave.		Peak	Ave.	Peak	Ave.			
4874.0000	41.81	---	0.61	42.42	---	74.00	54.00	-31.58	230	100
7311.0000	40.47	---	4.20	44.67	---	74.00	54.00	-29.33	140	100
9748.0000	34.90	---	9.51	44.41	---	74.00	54.00	-29.59	155	100
12185.0000	32.63	---	14.83	47.46	---	74.00	54.00	-26.54	260	100

Polarization: Vertical

Frequency (MHz)	Reading (dBuV)	Detector	Factor (dB)	Result (dBuV/m)	Limit (dBuV/m)	Margin (dB)	Table Degree (Deg.)	Ant. High (cm)
30.0000	16.81	peak	13.17	29.98	40.00	-10.02	175	100
148.5772	14.48	peak	15.26	29.74	43.50	-13.76	120	100

Frequency (MHz)	Reading (dBuV)		Factor (dB) Corr.	Result @3m (dBuV/m)		Limit @3m (dBuV/m)		Margin (dB)	Table Degree (Deg.)	Ant. High (cm)
	Peak	Ave.		Peak	Ave.	Peak	Ave.			
4874.0000	41.58	---	0.61	42.19	---	74.00	54.00	-31.81	280	100
7311.0000	40.69	---	4.20	44.89	---	74.00	54.00	-29.11	245	100
9748.0000	35.19	---	9.51	44.70	---	74.00	54.00	-29.30	110	100
12185.0000	33.25	---	14.83	48.08	---	74.00	54.00	-25.92	230	100

Mode: WLAN 802.11g 2462MHz
 Polarization: Horizontal

Frequency (MHz)	Reading (dBuV)	Detector	Factor (dB)	Result (dBuV/m)	Limit (dBuV/m)	Margin (dB)	Table Degree (Deg.)	Ant. High (cm)
300.2004	17.34	peak	15.91	33.25	46.00	-12.75	120	100
389.6192	17.22	peak	18.29	35.51	46.00	-10.49	175	100

Frequency (MHz)	Reading (dBuV)		Factor (dB) Corr.	Result @3m (dBuV/m)		Limit @3m (dBuV/m)		Margin (dB)	Table Degree (Deg.)	Ant. High (cm)
	Peak	Ave.		Peak	Ave.	Peak	Ave.			
4924.0000	40.96	---	0.84	41.80	---	74.00	54.00	-32.20	90	100
7386.0000	40.10	---	4.43	44.53	---	74.00	54.00	-29.47	135	100
9848.0000	34.78	---	9.76	44.54	---	74.00	54.00	-29.46	220	100
12310.0000	33.96	---	14.12	48.08	---	74.00	54.00	-25.92	175	100



Worldwide Testing Services(Taiwan) Co., Ltd.

Registration number: W6M21306-13280-C-1
 FCC ID: IR5DK10

Polarization: Vertical

Frequency (MHz)	Reading (dBuV)	Detector	Factor (dB)	Result (dBuV/m)	Limit (dBuV/m)	Margin (dB)	Table Degree (Deg.)	Ant. High (cm)
30.0000	16.75	peak	13.17	29.92	40.00	-10.08	110	100
455.7114	13.90	peak	20.10	34.00	46.00	-12.00	135	100

Frequency (MHz)	Reading (dBuV)		Factor (dB) Corr.	Result @3m (dBuV/m)		Limit @3m (dBuV/m)		Margin (dB)	Table Degree (Deg.)	Ant. High (cm)
	Peak	Ave.		Peak	Ave.	Peak	Ave.			
4924.0000	40.88	---	0.84	41.72	---	74.00	54.00	-32.28	185	100
7386.0000	40.36	---	4.43	44.79	---	74.00	54.00	-29.21	120	100
9848.0000	35.08	---	9.76	44.84	---	74.00	54.00	-29.16	170	100
12310.0000	33.71	---	14.12	47.83	---	74.00	54.00	-26.17	235	100

ANT A+B

Mode: WLAN 802.11n 20M 5745MHz

Polarization: Horizontal

Frequency (MHz)	Reading (dBuV)	Detector	Factor (dB)	Result (dBuV/m)	Limit (dBuV/m)	Margin (dB)	Table Degree (Deg.)	Ant. High (cm)
47.4950	12.46	peak	14.27	26.73	40.00	-13.27	110	100
119.4188	14.95	peak	13.51	28.46	43.50	-15.04	170	100
360.4610	18.15	peak	17.38	35.53	46.00	-10.47	115	100
455.7114	12.00	peak	20.10	32.10	46.00	-13.90	90	100

Frequency (MHz)	Reading (dBuV)		Factor (dB) Corr.	Result @3m (dBuV/m)		Limit @3m (dBuV/m)		Margin (dB)	Table Degree (Deg.)	Ant. High (cm)
	Peak	Ave.		Peak	Ave.	Peak	Ave.			
11490.0000	35.07	---	12.90	47.97	---	74.00	54.00	-26.03	120	100
17235.0000	26.15	---	21.95	48.10	---	74.00	54.00	-25.90	200	100

Polarization: Vertical

Frequency (MHz)	Reading (dBuV)	Detector	Factor (dB)	Result (dBuV/m)	Limit (dBuV/m)	Margin (dB)	Table Degree (Deg.)	Ant. High (cm)
30.0000	17.18	peak	13.17	30.35	40.00	-9.65	155	100
119.4188	16.07	peak	13.51	29.58	43.50	-13.92	90	100
455.7114	13.14	peak	20.10	33.24	46.00	-12.76	130	100
517.9158	11.74	peak	21.01	32.75	46.00	-13.25	240	100



Worldwide Testing Services(Taiwan) Co., Ltd.

Registration number: W6M21306-13280-C-1
FCC ID: IR5DK10

Frequency (MHz)	Reading (dBuV)		Factor (dB) Corr.	Result @3m (dBuV/m)		Limit @3m (dBuV/m)		Margin (dB)	Table Degree (Deg.)	Ant. High (cm)
	Peak	Ave.		Peak	Ave.	Peak	Ave.			
11490.0000	34.07	---	12.90	46.97	---	74.00	54.00	-27.03	240	100
17235.0000	25.82	---	21.95	47.77	---	74.00	54.00	-26.23	215	100

Mode: WLAN 802.11n 20M 5785MHz
Polarization: Horizontal

Frequency (MHz)	Reading (dBuV)	Detector	Factor (dB)	Result (dBuV/m)	Limit (dBuV/m)	Margin (dB)	Table Degree (Deg.)	Ant. High (cm)
119.4188	16.29	peak	13.51	29.80	43.50	-13.70	95	100
208.8377	18.05	peak	12.29	30.34	43.50	-13.16	150	100
360.4610	18.37	peak	17.38	35.75	46.00	-10.25	240	100
455.7114	12.71	peak	20.10	32.81	46.00	-13.19	215	100

Frequency (MHz)	Reading (dBuV)		Factor (dB) Corr.	Result @3m (dBuV/m)		Limit @3m (dBuV/m)		Margin (dB)	Table Degree (Deg.)	Ant. High (cm)
	Peak	Ave.		Peak	Ave.	Peak	Ave.			
11570.0000	33.86	---	13.43	47.29	---	74.00	54.00	-26.71	275	100
17355.0000	26.16	---	21.76	47.92	---	74.00	54.00	-26.08	240	100

Polarization: Vertical

Frequency (MHz)	Reading (dBuV)	Detector	Factor (dB)	Result (dBuV/m)	Limit (dBuV/m)	Margin (dB)	Table Degree (Deg.)	Ant. High (cm)
30.0000	17.07	peak	13.17	30.24	40.00	-9.76	115	100
119.4188	15.56	peak	13.51	29.07	43.50	-14.43	170	100
455.7114	12.87	peak	20.10	32.97	46.00	-13.03	80	100
517.9158	12.25	peak	21.01	33.26	46.00	-12.74	135	100

Frequency (MHz)	Reading (dBuV)		Factor (dB) Corr.	Result @3m (dBuV/m)		Limit @3m (dBuV/m)		Margin (dB)	Table Degree (Deg.)	Ant. High (cm)
	Peak	Ave.		Peak	Ave.	Peak	Ave.			
11570.0000	33.94	---	13.43	47.37	---	74.00	54.00	-26.63	210	100
17355.0000	26.45	---	21.76	48.21	---	74.00	54.00	-25.79	130	100

Mode: WLAN 802.11n 20M 5825MHz
Polarization: Horizontal

Frequency (MHz)	Reading (dBuV)	Detector	Factor (dB)	Result (dBuV/m)	Limit (dBuV/m)	Margin (dB)	Table Degree (Deg.)	Ant. High (cm)
121.3627	17.84	peak	13.65	31.49	43.50	-12.01	275	100
360.4610	17.93	peak	17.38	35.31	46.00	-10.69	210	100
389.6192	16.08	peak	18.29	34.37	46.00	-11.63	190	100
455.7114	12.14	peak	20.10	32.24	46.00	-13.76	130	100



Worldwide Testing Services(Taiwan) Co., Ltd.

Registration number: W6M21306-13280-C-1
 FCC ID: IR5DK10

Frequency (MHz)	Reading (dBuV)		Factor (dB) Corr.	Result @3m (dBuV/m)		Limit @3m (dBuV/m)		Margin (dB)	Table Degree (Deg.)	Ant. High (cm)
	Peak	Ave.		Peak	Ave.	Peak	Ave.			
11650.0000	34.72	---	13.34	48.06	---	74.00	54.00	-25.94	275	100
17475.0000	26.90	---	21.63	48.53	---	74.00	54.00	-25.47	190	100

Polarization: Vertical

Frequency (MHz)	Reading (dBuV)	Detector	Factor (dB)	Result (dBuV/m)	Limit (dBuV/m)	Margin (dB)	Table Degree (Deg.)	Ant. High (cm)
30.0000	17.29	peak	13.17	30.46	40.00	-9.54	75	100
47.4950	14.33	peak	14.27	28.60	40.00	-11.40	210	100
121.3627	12.92	peak	13.65	26.57	43.50	-16.93	130	100
455.7114	13.11	peak	20.10	33.21	46.00	-12.79	240	100

Frequency (MHz)	Reading (dBuV)		Factor (dB) Corr.	Result @3m (dBuV/m)		Limit @3m (dBuV/m)		Margin (dB)	Table Degree (Deg.)	Ant. High (cm)
	Peak	Ave.		Peak	Ave.	Peak	Ave.			
11650.0000	35.28	---	13.34	48.62	---	74.00	54.00	-25.38	220	100
17475.0000	27.90	---	21.63	49.53	---	74.00	54.00	-24.47	250	100

Mode: WLAN 802.11n 40M 5755MHz

Polarization: Horizontal

Frequency (MHz)	Reading (dBuV)	Detector	Factor (dB)	Result (dBuV/m)	Limit (dBuV/m)	Margin (dB)	Table Degree (Deg.)	Ant. High (cm)
148.5772	11.06	peak	15.26	26.32	43.50	-17.18	155	100
210.7816	17.65	peak	12.43	30.08	43.50	-13.42	100	100
360.4610	17.84	peak	17.38	35.22	46.00	-10.78	120	100
455.7114	12.00	peak	20.10	32.10	46.00	-13.90	240	100

Frequency (MHz)	Reading (dBuV)		Factor (dB) Corr.	Result @3m (dBuV/m)		Limit @3m (dBuV/m)		Margin (dB)	Table Degree (Deg.)	Ant. High (cm)
	Peak	Ave.		Peak	Ave.	Peak	Ave.			
11550.6010	36.48	---	13.31	49.79	---	74.00	54.00	-24.21	175	100
17265.0000	26.78	---	22.39	49.17	---	74.00	54.00	-24.83	210	100

Polarization: Vertical

Frequency (MHz)	Reading (dBuV)	Detector	Factor (dB)	Result (dBuV/m)	Limit (dBuV/m)	Margin (dB)	Table Degree (Deg.)	Ant. High (cm)
31.9440	16.98	peak	13.30	30.28	40.00	-9.72	185	100
121.3627	18.05	peak	13.65	31.70	43.50	-11.80	120	100
148.5772	13.37	peak	15.26	28.63	43.50	-14.87	70	100
455.7114	13.60	peak	20.10	33.70	46.00	-12.30	165	100



Worldwide Testing Services(Taiwan) Co., Ltd.

Registration number: W6M21306-13280-C-1
 FCC ID: IR5DK10

Frequency (MHz)	Reading (dBuV)		Factor (dB) Corr.	Result @3m (dBuV/m)		Limit @3m (dBuV/m)		Margin (dB)	Table Degree (Deg.)	Ant. High (cm)
	Peak	Ave.		Peak	Ave.	Peak	Ave.			
11510.0000	34.02	---	13.06	47.08	---	74.00	54.00	-26.92	185	100
17265.0000	26.77	---	22.39	49.16	---	74.00	54.00	-24.84	250	100

Mode: WLAN 802.11n 40M 5795MHz
 Polarization: Horizontal

Frequency (MHz)	Reading (dBuV)	Detector	Factor (dB)	Result (dBuV/m)	Limit (dBuV/m)	Margin (dB)	Table Degree (Deg.)	Ant. High (cm)
119.4188	14.94	peak	13.51	28.45	43.50	-15.05	130	100
300.2004	17.79	peak	15.91	33.70	46.00	-12.30	110	100
360.4610	18.08	peak	17.38	35.46	46.00	-10.54	150	100
455.7114	13.73	peak	20.10	33.83	46.00	-12.17	170	100

Frequency (MHz)	Reading (dBuV)		Factor (dB) Corr.	Result @3m (dBuV/m)		Limit @3m (dBuV/m)		Margin (dB)	Table Degree (Deg.)	Ant. High (cm)
	Peak	Ave.		Peak	Ave.	Peak	Ave.			
11590.0000	34.90	---	13.55	48.45	---	74.00	54.00	-25.55	145	100
17385.0000	27.54	---	21.14	48.68	---	74.00	54.00	-25.32	260	100

Polarization: Vertical

Frequency (MHz)	Reading (dBuV)	Detector	Factor (dB)	Result (dBuV/m)	Limit (dBuV/m)	Margin (dB)	Table Degree (Deg.)	Ant. High (cm)
30.0000	17.49	peak	13.17	30.66	40.00	-9.34	105	100
117.4750	12.51	peak	13.36	25.87	43.50	-17.63	90	100
455.7114	13.90	peak	20.10	34.00	46.00	-12.00	140	100
517.9158	12.15	peak	21.01	33.16	46.00	-12.84	170	100

Frequency (MHz)	Reading (dBuV)		Factor (dB) Corr.	Result @3m (dBuV/m)		Limit @3m (dBuV/m)		Margin (dB)	Table Degree (Deg.)	Ant. High (cm)
	Peak	Ave.		Peak	Ave.	Peak	Ave.			
11590.0000	33.95	---	13.55	47.50	---	74.00	54.00	-26.50	195	100
17385.0000	28.27	---	21.14	49.41	---	74.00	54.00	-24.59	230	100

Mode: WLAN 802.11n(20 MHz) 2412MHz
 Polarization: Horizontal

Frequency (MHz)	Reading (dBuV)	Detector	Factor (dB)	Result (dBuV/m)	Limit (dBuV/m)	Margin (dB)	Table Degree (Deg.)	Ant. High (cm)
121.3627	18.85	peak	13.65	32.50	43.50	-11.00	255	100
360.4610	18.03	peak	17.38	35.41	46.00	-10.59	210	100

Registration number: W6M21306-13280-C-1
FCC ID: IR5DK10

Frequency (MHz)	Reading (dBuV)		Factor (dB) Corr.	Result @3m (dBuV/m)		Limit @3m (dBuV/m)		Margin (dB)	Table Degree (Deg.)	Ant. High (cm)
	Peak	Ave.		Peak	Ave.	Peak	Ave.			
4824.0000	41.18	---	0.50	41.68	---	74.00	54.00	-32.32	175	100
7236.0000	40.24	---	4.06	44.30	---	74.00	54.00	-29.70	130	100
9648.0000	35.75	---	9.16	44.91	---	74.00	54.00	-29.09	210	100
12060.0000	34.08	---	13.89	47.97	---	74.00	54.00	-26.03	180	100

Polarization: Vertical

Frequency (MHz)	Reading (dBuV)	Detector	Factor (dB)	Result (dBuV/m)	Limit (dBuV/m)	Margin (dB)	Table Degree (Deg.)	Ant. High (cm)
30.0000	16.76	peak	13.17	29.93	40.00	-10.07	175	100
455.7114	15.47	peak	20.10	35.57	46.00	-10.43	130	100

Frequency (MHz)	Reading (dBuV)		Factor (dB) Corr.	Result @3m (dBuV/m)		Limit @3m (dBuV/m)		Margin (dB)	Table Degree (Deg.)	Ant. High (cm)
	Peak	Ave.		Peak	Ave.	Peak	Ave.			
4824.0000	41.59	---	0.50	42.09	---	74.00	54.00	-31.91	70	100
7236.0000	40.72	---	4.06	44.78	---	74.00	54.00	-29.22	190	100
9648.0000	35.21	---	9.16	44.37	---	74.00	54.00	-29.63	105	100
12060.0000	33.71	---	13.89	47.60	---	74.00	54.00	-26.40	160	100

Mode: WLAN 11n(20 MHz) 2437MHz

Polarization: Horizontal

Frequency (MHz)	Reading (dBuV)	Detector	Factor (dB)	Result (dBuV/m)	Limit (dBuV/m)	Margin (dB)	Table Degree (Deg.)	Ant. High (cm)
119.4188	15.27	peak	13.51	28.78	43.50	-14.72	235	100
360.4610	17.66	peak	17.38	35.04	46.00	-10.96	200	100

Frequency (MHz)	Reading (dBuV)		Factor (dB) Corr.	Result @3m (dBuV/m)		Limit @3m (dBuV/m)		Margin (dB)	Table Degree (Deg.)	Ant. High (cm)
	Peak	Ave.		Peak	Ave.	Peak	Ave.			
4874.0000	42.66	---	0.61	43.27	---	74.00	54.00	-30.73	125	100
7311.0000	40.30	---	4.20	44.50	---	74.00	54.00	-29.50	170	100
9748.0000	35.49	---	9.51	45.00	---	74.00	54.00	-29.00	250	100
12185.0000	33.03	---	14.83	47.86	---	74.00	54.00	-26.14	180	100

Polarization: Vertical

Frequency (MHz)	Reading (dBuV)	Detector	Factor (dB)	Result (dBuV/m)	Limit (dBuV/m)	Margin (dB)	Table Degree (Deg.)	Ant. High (cm)
30.0000	17.68	peak	13.17	30.85	40.00	-9.15	205	100
121.3627	15.34	peak	13.65	28.99	43.50	-14.51	170	100

Registration number: W6M21306-13280-C-1
FCC ID: IR5DK10

Frequency (MHz)	Reading (dBuV)		Factor (dB) Corr.	Result @3m (dBuV/m)		Limit @3m (dBuV/m)		Margin (dB)	Table Degree (Deg.)	Ant. High (cm)
	Peak	Ave.		Peak	Ave.	Peak	Ave.			
4874.0000	42.14	---	0.61	42.75	---	74.00	54.00	-31.25	110	100
7311.0000	40.79	---	4.20	44.99	---	74.00	54.00	-29.01	135	100
9748.0000	35.24	---	9.51	44.75	---	74.00	54.00	-29.25	230	100
12185.0000	31.71	---	14.83	46.54	---	74.00	54.00	-27.46	140	100

Mode: WLAN 11n(20 MHz) 2462MHz
Polarization: Horizontal

Frequency (MHz)	Reading (dBuV)	Detector	Factor (dB)	Result (dBuV/m)	Limit (dBuV/m)	Margin (dB)	Table Degree (Deg.)	Ant. High (cm)
119.4188	15.18	peak	13.51	28.69	43.50	-14.81	195	100
360.4610	18.26	peak	17.38	35.64	46.00	-10.36	170	100

Frequency (MHz)	Reading (dBuV)		Factor (dB) Corr.	Result @3m (dBuV/m)		Limit @3m (dBuV/m)		Margin (dB)	Table Degree (Deg.)	Ant. High (cm)
	Peak	Ave.		Peak	Ave.	Peak	Ave.			
4921.8440	43.87	---	0.83	44.70	---	74.00	54.00	-29.30	150	100
7386.0000	40.11	---	4.43	44.54	---	74.00	54.00	-29.46	195	100
9848.0000	35.24	---	9.76	45.00	---	74.00	54.00	-29.00	80	100
12310.0000	34.32	---	14.12	48.44	---	74.00	54.00	-25.56	140	100


Polarization: Vertical

Frequency (MHz)	Reading (dBuV)	Detector	Factor (dB)	Result (dBuV/m)	Limit (dBuV/m)	Margin (dB)	Table Degree (Deg.)	Ant. High (cm)
30.0000	17.55	peak	13.17	30.72	40.00	-9.28	100	100
455.7114	12.51	peak	20.10	32.61	46.00	-13.39	135	100

Frequency (MHz)	Reading (dBuV)		Factor (dB) Corr.	Result @3m (dBuV/m)		Limit @3m (dBuV/m)		Margin (dB)	Table Degree (Deg.)	Ant. High (cm)
	Peak	Ave.		Peak	Ave.	Peak	Ave.			
4921.8440	42.76	---	0.83	43.59	---	74.00	54.00	-30.41	170	100
7386.0000	39.77	---	4.43	44.20	---	74.00	54.00	-29.80	235	100
9848.0000	34.64	---	9.76	44.40	---	74.00	54.00	-29.60	170	100
12310.0000	33.49	---	14.12	47.61	---	74.00	54.00	-26.39	255	100

Mode: WLAN 11n(40 MHz) 2422MHz
Polarization: Horizontal

Frequency (MHz)	Reading (dBuV)	Detector	Factor (dB)	Result (dBuV/m)	Limit (dBuV/m)	Margin (dB)	Table Degree (Deg.)	Ant. High (cm)
119.4188	15.07	peak	13.51	28.58	43.50	-14.92	210	100
389.6192	18.31	peak	18.29	36.60	46.00	-9.40	245	100



Worldwide Testing Services(Taiwan) Co., Ltd.

Registration number: W6M21306-13280-C-1

FCC ID: IR5DK10

Frequency (MHz)	Reading (dBuV)		Factor (dB) Corr.	Result @3m (dBuV/m)		Limit @3m (dBuV/m)		Margin (dB)	Table Degree (Deg.)	Ant. High (cm)
	Peak	Ave.		Peak	Ave.	Peak	Ave.			
4844.0000	41.10	---	0.54	41.64	---	74.00	54.00	-32.36	200	100
7266.0000	41.63	---	4.11	45.74	---	74.00	54.00	-28.26	155	100
9688.0000	35.55	---	9.19	44.74	---	74.00	54.00	-29.26	130	100
12110.0000	32.95	---	14.34	47.29	---	74.00	54.00	-26.71	270	100

Polarization: Vertical

Frequency (MHz)	Reading (dBuV)	Detector	Factor (dB)	Result (dBuV/m)	Limit (dBuV/m)	Margin (dB)	Table Degree (Deg.)	Ant. High (cm)
30.0000	17.70	peak	13.17	30.87	40.00	-9.13	175	100
119.4188	14.47	peak	13.51	27.98	43.50	-15.52	120	100

Frequency (MHz)	Reading (dBuV)		Factor (dB) Corr.	Result @3m (dBuV/m)		Limit @3m (dBuV/m)		Margin (dB)	Table Degree (Deg.)	Ant. High (cm)
	Peak	Ave.		Peak	Ave.	Peak	Ave.			
4844.0000	40.64	---	0.54	41.18	---	74.00	54.00	-32.82	210	100
7266.0000	41.16	---	4.11	45.27	---	74.00	54.00	-28.73	190	100
9688.0000	35.61	---	9.19	44.80	---	74.00	54.00	-29.20	140	100
12110.0000	33.65	---	14.34	47.99	---	74.00	54.00	-26.01	235	100

Mode: WLAN 11n(40 MHz) 2437MHz


Polarization: Horizontal

Frequency (MHz)	Reading (dBuV)	Detector	Factor (dB)	Result (dBuV/m)	Limit (dBuV/m)	Margin (dB)	Table Degree (Deg.)	Ant. High (cm)
208.8377	19.84	peak	12.29	32.13	43.50	-11.37	135	100
360.4610	18.40	peak	17.38	35.78	46.00	-10.22	205	100

Frequency (MHz)	Reading (dBuV)		Factor (dB) Corr.	Result @3m (dBuV/m)		Limit @3m (dBuV/m)		Margin (dB)	Table Degree (Deg.)	Ant. High (cm)
	Peak	Ave.		Peak	Ave.	Peak	Ave.			
4874.0000	41.50	---	0.61	42.11	---	74.00	54.00	-31.89	110	100
7311.0000	40.96	---	4.20	45.16	---	74.00	54.00	-28.84	145	100
9748.0000	34.73	---	9.51	44.24	---	74.00	54.00	-29.76	190	100
12185.0000	32.19	---	14.83	47.02	---	74.00	54.00	-26.98	230	100

Polarization: Vertical

Frequency (MHz)	Reading (dBuV)	Detector	Factor (dB)	Result (dBuV/m)	Limit (dBuV/m)	Margin (dB)	Table Degree (Deg.)	Ant. High (cm)
30.0000	17.84	peak	13.17	31.01	40.00	-8.99	175	100
119.4188	13.04	peak	13.51	26.55	43.50	-16.95	110	100



Worldwide Testing Services(Taiwan) Co., Ltd.

Registration number: W6M21306-13280-C-1
FCC ID: IR5DK10

Frequency (MHz)	Reading (dBuV)		Factor (dB) Corr.	Result @3m (dBuV/m)		Limit @3m (dBuV/m)		Margin (dB)	Table Degree (Deg.)	Ant. High (cm)
	Peak	Ave.		Peak	Ave.	Peak	Ave.			
4874.0000	41.77	---	0.61	42.38	---	74.00	54.00	-31.62	90	100
7311.0000	40.69	---	4.20	44.89	---	74.00	54.00	-29.11	170	100
9748.0000	35.24	---	9.51	44.75	---	74.00	54.00	-29.25	220	100
12185.0000	32.94	---	14.83	47.77	---	74.00	54.00	-26.23	160	100

Mode: WLAN 11n(40 MHz) 2452MHz
Polarization: Horizontal

Frequency (MHz)	Reading (dBuV)	Detector	Factor (dB)	Result (dBuV/m)	Limit (dBuV/m)	Margin (dB)	Table Degree (Deg.)	Ant. High (cm)
210.7816	17.38	peak	12.43	29.81	43.50	-13.69	95	100
389.6192	17.03	peak	18.29	35.32	46.00	-10.68	120	100

Frequency (MHz)	Reading (dBuV)		Factor (dB) Corr.	Result @3m (dBuV/m)		Limit @3m (dBuV/m)		Margin (dB)	Table Degree (Deg.)	Ant. High (cm)
	Peak	Ave.		Peak	Ave.	Peak	Ave.			
4904.0000	41.64	---	0.70	42.34	---	74.00	54.00	-31.66	220	100
7356.0000	41.36	---	4.34	45.70	---	74.00	54.00	-28.30	195	100
9808.0000	35.34	---	9.83	45.17	---	74.00	54.00	-28.83	210	100
12260.0000	33.84	---	14.37	48.21	---	74.00	54.00	-25.79	140	100

Polarization: Vertical

Frequency (MHz)	Reading (dBuV)	Detector	Factor (dB)	Result (dBuV/m)	Limit (dBuV/m)	Margin (dB)	Table Degree (Deg.)	Ant. High (cm)
30.0000	17.94	peak	13.17	31.11	40.00	-8.89	110	100
119.4188	15.24	peak	13.51	28.75	43.50	-14.75	155	100

Frequency (MHz)	Reading (dBuV)		Factor (dB) Corr.	Result @3m (dBuV/m)		Limit @3m (dBuV/m)		Margin (dB)	Table Degree (Deg.)	Ant. High (cm)
	Peak	Ave.		Peak	Ave.	Peak	Ave.			
4904.0000	42.52	---	0.70	43.22	---	74.00	54.00	-30.78	110	100
7356.0000	41.00	---	4.34	45.34	---	74.00	54.00	-28.66	195	100
9808.0000	35.28	---	9.83	45.11	---	74.00	54.00	-28.89	225	100
12260.0000	32.87	---	14.37	47.24	---	74.00	54.00	-26.76	170	100

Mode: BT 2.1 Normal + EDR 2402MHz
Polarization: Horizontal

Frequency (MHz)	Reading (dBuV)	Detector	Factor (dB)	Result (dBuV/m)	Limit (dBuV/m)	Margin (dB)	Table Degree (Deg.)	Ant. High (cm)
148.5772	22.81	peak	15.26	38.07	43.50	-5.43	205	100
300.2004	19.83	peak	15.91	35.74	46.00	-10.26	110	100



Worldwide Testing Services(Taiwan) Co., Ltd.

Registration number: W6M21306-13280-C-1
 FCC ID: IR5DK10

Frequency (MHz)	Reading (dBuV)		Factor (dB) Corr.	Result @3m (dBuV/m)		Limit @3m (dBuV/m)		Margin (dB)	Table Degree (Deg.)	Ant. High (cm)
	Peak	Ave.		Peak	Ave.	Peak	Ave.			
4804.0000	42.27	---	0.45	42.72	---	74.00	54.00	-31.28	115	100
7206.0000	39.98	---	4.01	43.99	---	74.00	54.00	-30.01	170	100
9608.0000	33.92	---	9.14	43.06	---	74.00	54.00	-30.94	165	100
12010.0000	32.88	---	13.41	46.29	---	74.00	54.00	-27.71	120	100

Polarization: Vertical

Frequency (MHz)	Reading (dBuV)	Detector	Factor (dB)	Result (dBuV/m)	Limit (dBuV/m)	Margin (dB)	Table Degree (Deg.)	Ant. High (cm)
30.0000	18.76	peak	13.17	31.93	40.00	-8.07	135	100
148.5772	19.29	peak	15.26	34.55	43.50	-8.95	285	100

Frequency (MHz)	Reading (dBuV)		Factor (dB) Corr.	Result @3m (dBuV/m)		Limit @3m (dBuV/m)		Margin (dB)	Table Degree (Deg.)	Ant. High (cm)
	Peak	Ave.		Peak	Ave.	Peak	Ave.			
4804.0000	42.30	---	0.45	42.75	---	74.00	54.00	-31.25	85	100
7206.0000	40.95	---	4.01	44.96	---	74.00	54.00	-29.04	120	100
9608.0000	33.82	---	9.14	42.96	---	74.00	54.00	-31.04	140	100
12010.0000	33.71	---	13.41	47.12	---	74.00	54.00	-26.88	175	100

Mode: BT 2.1 Normal + EDR 2441MHz


Polarization: Horizontal

Frequency (MHz)	Reading (dBuV)	Detector	Factor (dB)	Result (dBuV/m)	Limit (dBuV/m)	Margin (dB)	Table Degree (Deg.)	Ant. High (cm)
150.5210	25.90	peak	15.29	41.19	43.50	-2.31	275	100
389.6191	14.88	peak	18.29	33.17	46.00	-12.83	130	100

Frequency (MHz)	Reading (dBuV)		Factor (dB) Corr.	Result @3m (dBuV/m)		Limit @3m (dBuV/m)		Margin (dB)	Table Degree (Deg.)	Ant. High (cm)
	Peak	Ave.		Peak	Ave.	Peak	Ave.			
4882.0000	41.61	---	0.63	42.24	---	74.00	54.00	-31.76	120	100
7323.0000	40.32	---	4.24	44.56	---	74.00	54.00	-29.44	175	100
9764.0000	33.55	---	9.61	43.16	---	74.00	54.00	-30.84	235	100
12205.0000	31.48	---	14.88	46.36	---	74.00	54.00	-27.64	210	100

Polarization: Vertical

Frequency (MHz)	Reading (dBuV)	Detector	Factor (dB)	Result (dBuV/m)	Limit (dBuV/m)	Margin (dB)	Table Degree (Deg.)	Ant. High (cm)
30.0000	18.23	peak	13.17	31.40	40.00	-8.60	185	100
148.5772	21.01	peak	15.26	36.27	43.50	-7.23	140	100



Worldwide Testing Services(Taiwan) Co., Ltd.

Registration number: W6M21306-13280-C-1
 FCC ID: IR5DK10

Frequency (MHz)	Reading (dBuV)		Factor (dB) Corr.	Result @3m (dBuV/m)		Limit @3m (dBuV/m)		Margin (dB)	Table Degree (Deg.)	Ant. High (cm)
	Peak	Ave.		Peak	Ave.	Peak	Ave.			
4882.0000	42.12	---	0.63	42.75	---	74.00	54.00	-31.25	55	100
7323.0000	40.27	---	4.24	44.51	---	74.00	54.00	-29.49	170	100
9764.0000	33.78	---	9.61	43.39	---	74.00	54.00	-30.61	140	100
12205.0000	33.23	---	14.88	48.11	---	74.00	54.00	-25.89	165	100

Mode: BT 2.1 Normal + EDR 2480MHz

Polarization: Horizontal

Frequency (MHz)	Reading (dBuV)	Detector	Factor (dB)	Result (dBuV/m)	Limit (dBuV/m)	Margin (dB)	Table Degree (Deg.)	Ant. High (cm)
150.5210	20.86	peak	15.29	36.15	43.50	-7.35	235	100
323.5271	15.59	peak	16.52	32.11	46.00	-13.89	170	100

Frequency (MHz)	Reading (dBuV)		Factor (dB) Corr.	Result @3m (dBuV/m)		Limit @3m (dBuV/m)		Margin (dB)	Table Degree (Deg.)	Ant. High (cm)
	Peak	Ave.		Peak	Ave.	Peak	Ave.			
4960.0000	41.54	---	1.10	42.64	---	74.00	54.00	-31.36	155	100
7440.0000	40.68	---	4.47	45.15	---	74.00	54.00	-28.85	140	100
9920.0000	33.69	---	9.65	43.34	---	74.00	54.00	-30.66	235	100
12400.0000	32.09	---	15.29	47.38	---	74.00	54.00	-26.62	210	100

Polarization: Vertical

Frequency (MHz)	Reading (dBuV)	Detector	Factor (dB)	Result (dBuV/m)	Limit (dBuV/m)	Margin (dB)	Table Degree (Deg.)	Ant. High (cm)
30.0000	18.36	peak	13.17	31.53	40.00	-8.47	75	100
146.6333	19.75	peak	15.21	34.96	43.50	-8.54	160	100

Frequency (MHz)	Reading (dBuV)		Factor (dB) Corr.	Result @3m (dBuV/m)		Limit @3m (dBuV/m)		Margin (dB)	Table Degree (Deg.)	Ant. High (cm)
	Peak	Ave.		Peak	Ave.	Peak	Ave.			
4960.0000	40.99	---	1.10	42.09	---	74.00	54.00	-31.91	110	100
7440.0000	40.93	---	4.47	45.40	---	74.00	54.00	-28.60	130	100
9920.0000	33.95	---	9.65	43.60	---	74.00	54.00	-30.40	135	100
12400.0000	32.86	---	15.29	48.15	---	74.00	54.00	-25.85	190	100

Mode: BT 4.0 2402MHz

Polarization: Horizontal

Frequency (MHz)	Reading (dBuV)	Detector	Factor (dB)	Result (dBuV/m)	Limit (dBuV/m)	Margin (dB)	Table Degree (Deg.)	Ant. High (cm)
148.5772	23.80	peak	15.26	39.06	43.50	-4.44	110	100
298.2565	22.96	peak	15.89	38.85	46.00	-7.15	140	100



Worldwide Testing Services(Taiwan) Co., Ltd.

Registration number: W6M21306-13280-C-1
 FCC ID: IR5DK10

Frequency (MHz)	Reading (dBuV)		Factor (dB) Corr.	Result @3m (dBuV/m)		Limit @3m (dBuV/m)		Margin (dB)	Table Degree (Deg.)	Ant. High (cm)
	Peak	Ave.		Peak	Ave.	Peak	Ave.			
4804.0000	42.01	---	0.45	42.46	---	74.00	54.00	-31.54	85	100
7206.0000	41.04	---	4.01	45.05	---	74.00	54.00	-28.95	110	100
9608.0000	35.12	---	9.14	44.26	---	74.00	54.00	-29.74	175	100
12010.0000	32.99	---	13.41	46.40	---	74.00	54.00	-27.60	120	100

Polarization: Vertical

Frequency (MHz)	Reading (dBuV)	Detector	Factor (dB)	Result (dBuV/m)	Limit (dBuV/m)	Margin (dB)	Table Degree (Deg.)	Ant. High (cm)
47.4950	21.21	peak	14.27	35.48	40.00	-4.52	125	100
148.5772	18.10	peak	15.26	33.36	43.50	-10.14	170	100

Frequency (MHz)	Reading (dBuV)		Factor (dB) Corr.	Result @3m (dBuV/m)		Limit @3m (dBuV/m)		Margin (dB)	Table Degree (Deg.)	Ant. High (cm)
	Peak	Ave.		Peak	Ave.	Peak	Ave.			
4804.0000	42.64	---	0.45	43.09	---	74.00	54.00	-30.91	180	100
7206.0000	41.24	---	4.01	45.25	---	74.00	54.00	-28.75	135	100
9608.0000	33.65	---	9.14	42.79	---	74.00	54.00	-31.21	140	100
12010.0000	33.89	---	13.41	47.30	---	74.00	54.00	-26.70	210	100

Mode: BT4.0 2440MHz

Polarization: Horizontal

Frequency (MHz)	Reading (dBuV)	Detector	Factor (dB)	Result (dBuV/m)	Limit (dBuV/m)	Margin (dB)	Table Degree (Deg.)	Ant. High (cm)
119.4188	17.98	peak	13.51	31.49	43.50	-12.01	110	100
148.5772	22.53	peak	15.26	37.79	43.50	-5.71	135	100

Frequency (MHz)	Reading (dBuV)		Factor (dB) Corr.	Result @3m (dBuV/m)		Limit @3m (dBuV/m)		Margin (dB)	Table Degree (Deg.)	Ant. High (cm)
	Peak	Ave.		Peak	Ave.	Peak	Ave.			
4880.0000	41.33	---	0.62	41.95	---	74.00	54.00	-32.05	110	100
7320.0000	40.62	---	4.23	44.85	---	74.00	54.00	-29.15	135	100
9760.0000	33.66	---	9.58	43.24	---	74.00	54.00	-30.76	180	100
12200.0000	31.07	---	14.93	46.00	---	74.00	54.00	-28.00	160	100

Polarization: Vertical

Frequency (MHz)	Reading (dBuV)	Detector	Factor (dB)	Result (dBuV/m)	Limit (dBuV/m)	Margin (dB)	Table Degree (Deg.)	Ant. High (cm)
47.4950	20.83	peak	14.27	35.10	40.00	-4.90	140	100
148.5772	17.68	peak	15.26	32.94	43.50	-10.56	90	100



Worldwide Testing Services(Taiwan) Co., Ltd.

Registration number: W6M21306-13280-C-1
FCC ID: IR5DK10

Frequency (MHz)	Reading (dBuV)		Factor (dB) Corr.	Result @3m (dBuV/m)		Limit @3m (dBuV/m)		Margin (dB)	Table Degree (Deg.)	Ant. High (cm)
	Peak	Ave.		Peak	Ave.	Peak	Ave.			
4880.0000	41.86	---	0.62	42.48	---	74.00	54.00	-31.52	145	100
7320.0000	40.49	---	4.23	44.72	---	74.00	54.00	-29.28	190	100
9760.0000	32.94	---	9.58	42.52	---	74.00	54.00	-31.48	110	100
12200.0000	31.68	---	14.93	46.61	---	74.00	54.00	-27.39	135	100

Mode: BT4.0 2480MHz
Polarization: Horizontal

Frequency (MHz)	Reading (dBuV)	Detector	Factor (dB)	Result (dBuV/m)	Limit (dBuV/m)	Margin (dB)	Table Degree (Deg.)	Ant. High (cm)
150.5210	22.41	peak	15.29	37.70	43.50	-5.80	120	100
300.2004	15.93	peak	15.91	31.84	46.00	-14.16	175	100

Frequency (MHz)	Reading (dBuV)		Factor (dB) Corr.	Result @3m (dBuV/m)		Limit @3m (dBuV/m)		Margin (dB)	Table Degree (Deg.)	Ant. High (cm)
	Peak	Ave.		Peak	Ave.	Peak	Ave.			
4960.0000	42.24	---	1.10	43.34	---	74.00	54.00	-30.66	180	100
7440.0000	41.90	---	4.47	46.37	---	74.00	54.00	-27.63	135	100
9920.0000	32.76	---	9.65	42.41	---	74.00	54.00	-31.59	95	100
12400.0000	31.80	---	15.29	47.09	---	74.00	54.00	-26.91	170	100

Polarization: Vertical

Frequency (MHz)	Reading (dBuV)	Detector	Factor (dB)	Result (dBuV/m)	Limit (dBuV/m)	Margin (dB)	Table Degree (Deg.)	Ant. High (cm)
30.0000	18.71	peak	13.17	31.88	40.00	-8.12	75	100
47.4950	17.74	peak	14.27	32.01	40.00	-7.99	90	100

Frequency (MHz)	Reading (dBuV)		Factor (dB) Corr.	Result @3m (dBuV/m)		Limit @3m (dBuV/m)		Margin (dB)	Table Degree (Deg.)	Ant. High (cm)
	Peak	Ave.		Peak	Ave.	Peak	Ave.			
4960.0000	41.61	---	1.10	42.71	---	74.00	54.00	-31.29	145	100
7440.0000	41.19	---	4.47	45.66	---	74.00	54.00	-28.34	120	100
9920.0000	33.34	---	9.65	42.99	---	74.00	54.00	-31.01	210	100
12400.0000	31.22	---	15.29	46.51	---	74.00	54.00	-27.49	90	100



Registration number: W6M21306-13280-C-1
FCC ID: IR5DK10

Note

- 1. Correction Factor = Antenna factor + Cable loss - Preamplifier**
- 2. The formula of measured value as: Test Result = Reading + Correction Factor**
- 3. Detector function in the form : PK = Peak, QP = Quasi Peak, AV = Average**
- 4. All not in the table noted test results are more than 20 dB below the relevant limits.**
- 5. Measurement uncertainty for 3m measurement: 30-1000 MHz = ± 3.72 dB, 1-18 GHz = ± 5.33 dB, 18-40 GHz = ± 3.43 dB ; Reported uncertainties represent expanded uncertainties expressed at approximately the 95% confidence level using a coverage factor of $k = 2$.**
- 6. See attached diagrams in appendix.**

TEST RESULT (Transmitter): The unit DOES meet the FCC requirements.

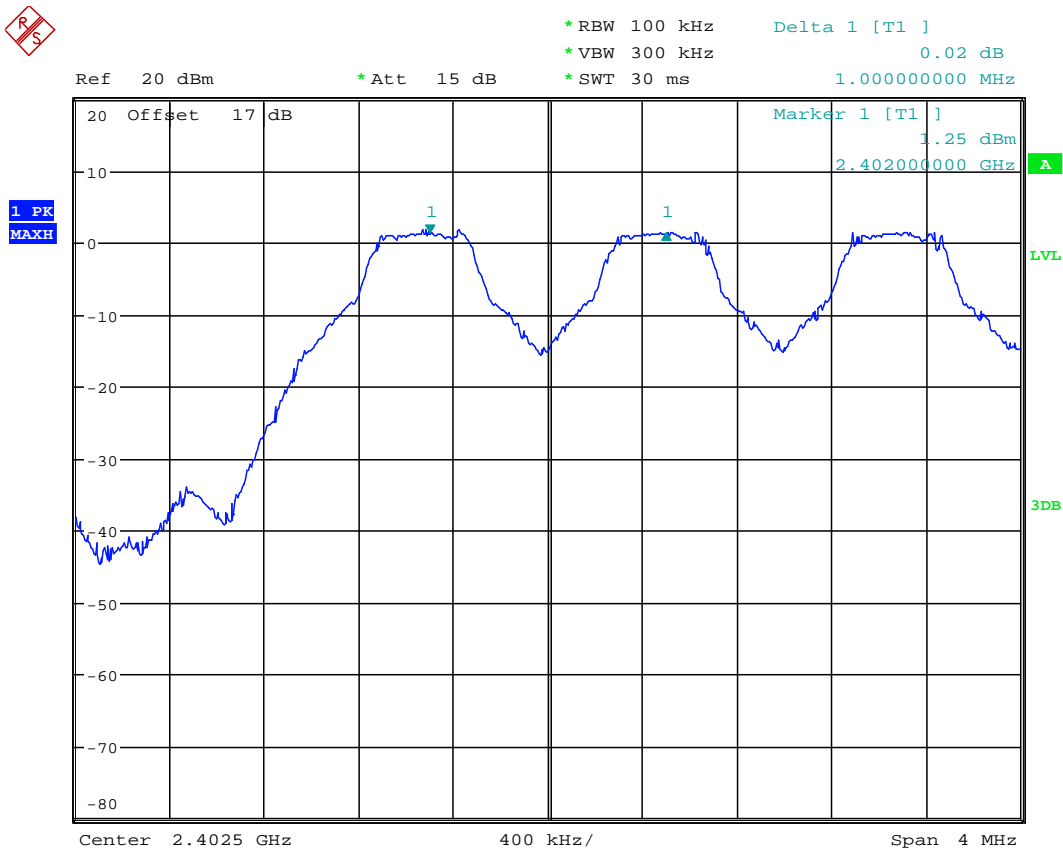
Test equipment used: ETSTW-RE 003, ETSTW-RE 030, ETSTW-RE 111,
ETSTW-RE 088, ETSTW-RE 018, ETSTW-RE 064



Registration number: W6M21306-13280-C-1
FCC ID: IR5DK10

3.5 Carrier Frequency Separation

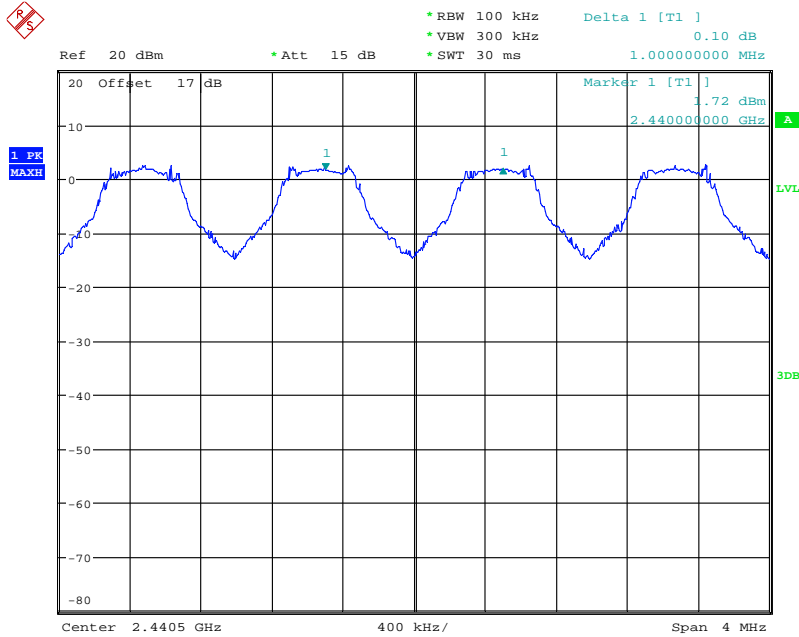
Carrier Frequency Separation was measured with modulation (declared by manufacturer). According to FCC rules part 15 subpart C §15.247 frequency hopping systems shall have hopping channel carrier frequencies separated by a minimum of 25 kHz or 20 dB bandwidth of the hopping channel, whichever is greater.



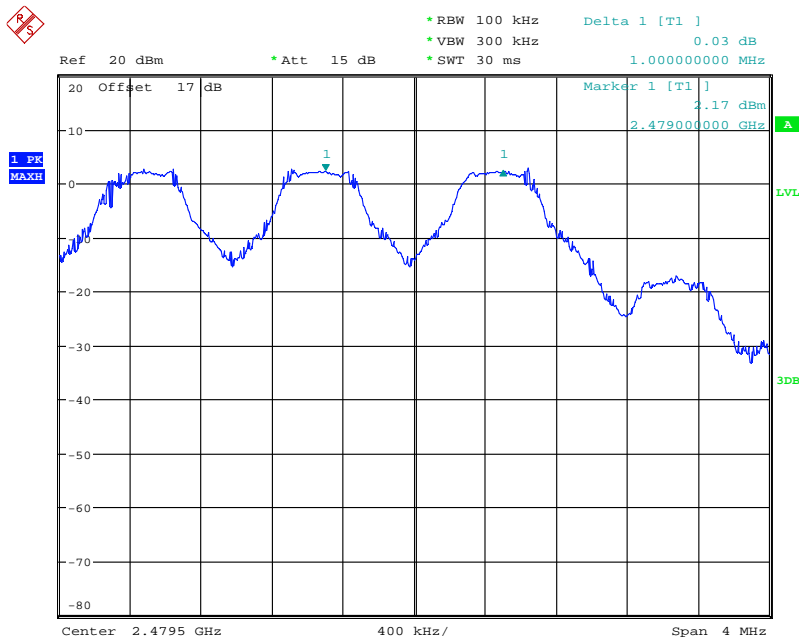
FREQUENCY SEPARATION CH0
Date: 16.JUL.2013 13:48:44



Registration number: W6M21306-13280-C-1
FCC ID: IR5DK10



FREQUENCY SEPARATION CH39
Date: 16.JUL.2013 13:49:28



FREQUENCY SEPARATION CH78
Date: 16.JUL.2013 13:50:16



Worldwide Testing Services(Taiwan) Co., Ltd.

Registration number: W6M21306-13280-C-1
FCC ID: IR5DK10

Limits:

Frequency Range MHz	Limits	
	20 dB bandwidth < 25 kHz	20 dB bandwidth > 25 kHz
902-928	25 kHz	20 dB bandwidth
2400-2483.5 5725-5850.0	25 kHz	20 dB bandwidth

Test equipment used: ETSTW-RE 055, ETSTW-RE 064

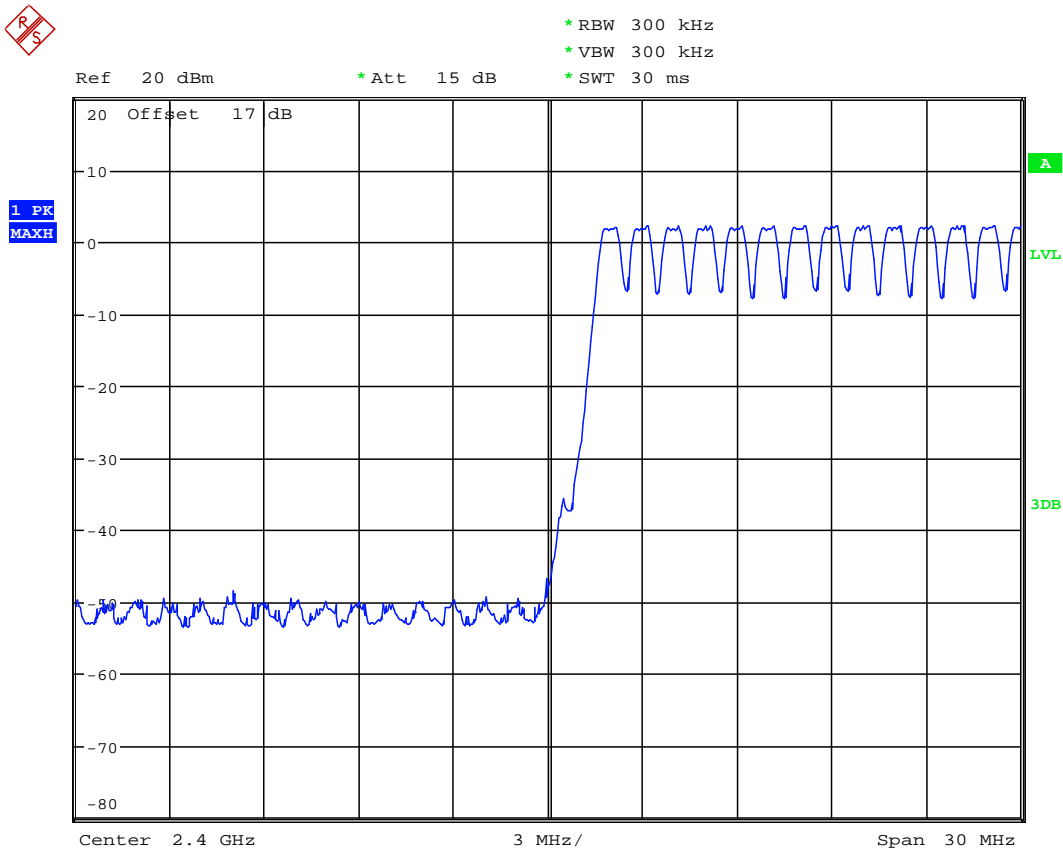


Registration number: W6M21306-13280-C-1
FCC ID: IR5DK10

3.6 Number of Hopping Frequencies

According to FCC rules part 15 subpart C §15.247 frequency hopping systems operating in the 2400-2483.5 MHz band shall use at least 15 hopping frequencies. Frequency hopping systems in 5725-5850 MHz bands shall use least 75 hopping frequencies.

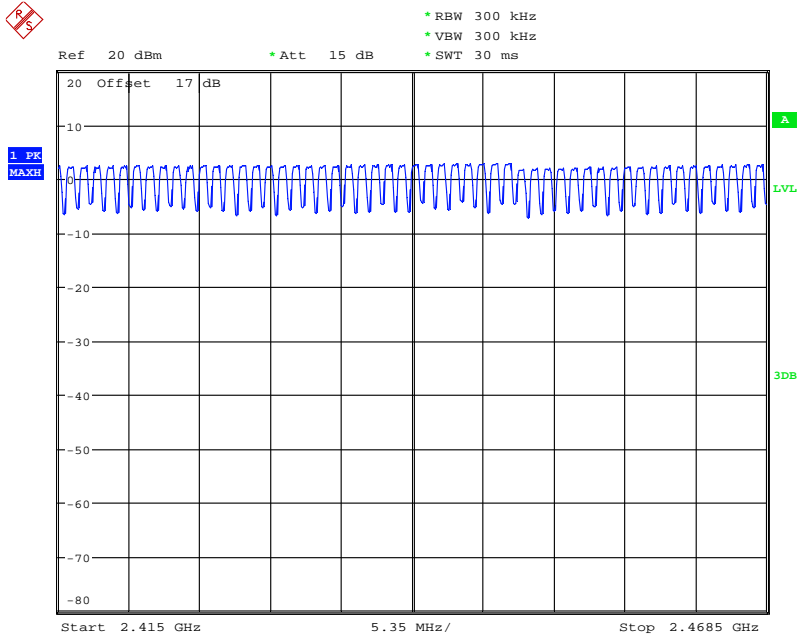
For frequency hopping systems operating in the 902-928 MHz band: if the 20dB bandwidth of the hopping channel is less than 250 kHz, the system shall use at least 50 hopping frequencies; if the 20dB bandwidth of the hopping channel 250 kHz or greater, the system shall use at least 25 hopping frequencies.



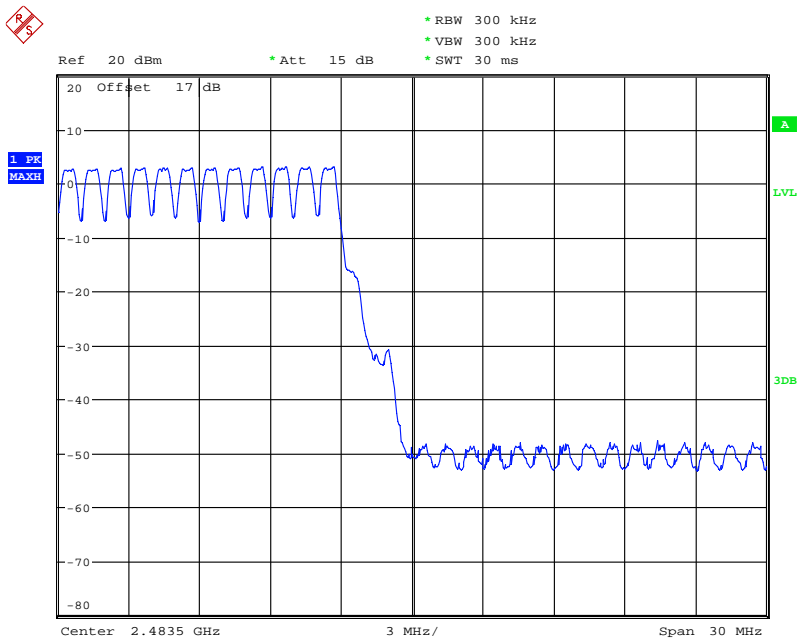
NUMBER OF HOPPING CH0-13
Date: 16.JUL.2013 13:46:00



Registration number: W6M21306-13280-C-1
FCC ID: IR5DK10



NUMBER OF HOPPING CH14-66
Date: 16.JUL.2013 13:47:52



NUMBER OF HOPPING CH67-78
Date: 16.JUL.2013 13:46:40



Registration number: W6M21306-13280-C-1
FCC ID: IR5DK10

Limits:

Frequency Range MHz	Limit	
	20dB Bandwidth	Number of Channels
902-928 MHz	Bandwidth < 250 kHz	≥ 50
	Bandwidth ≥ 250 kHz	≥ 25
2400-2483.5	not defined	15
5725-5850.0 MHz	1 MHz	75

Test equipment used: ETSTW-RE 055, ETSTW-RE 064

3.6.1 Pseudorandom Frequency Hopping Sequence

The generation of the hopping sequence is determined by the Bluetooth cord specification and complies with the FCC requirements.

3.6.2 Coordination of hopping sequences to other transmitters

According to the Bluetooth core specification such a coordination is not possible. During scatternet function only one of the two hopping sequences will be used at a definite moment.

3.6.3 System Receiver Hopping Capability

According to the Bluetooth core specification. The system receivers shift frequencies in synchronization with the transmitted signals.



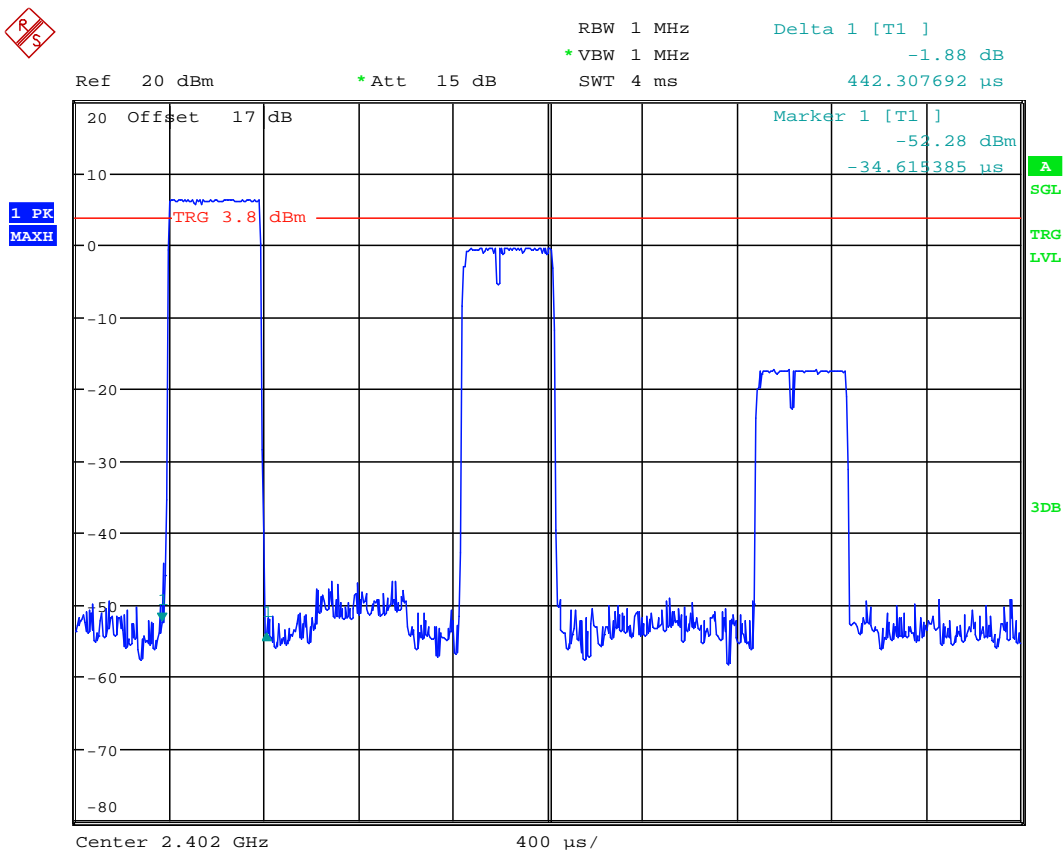
Registration number: W6M21306-13280-C-1
FCC ID: IR5DK10

3.7 Time of Occupancy (Dwell Time)

Frequency hopping systems operating in the 5725-5850 MHz band shall use an average time of occupancy on any frequency not greater than 0.4 seconds within a 30 second period.

In 2400-2483.5 MHz band the average time of occupancy on any channel shall not be greater than 0.4 seconds multiplied by the number of hopping channels employed.

For frequency hopping systems operating in the 902-928 MHz band: if the 20dB bandwidth of the hopping channel is less than 250 kHz, the average time of occupancy on any frequency shall not be greater than 0.4 seconds within a 20 second period; if the 20dB bandwidth of the hopping channel is 250 kHz or greater, the average time of occupancy on any frequency shall not be greater than 0.4 seconds within a 10 second period.

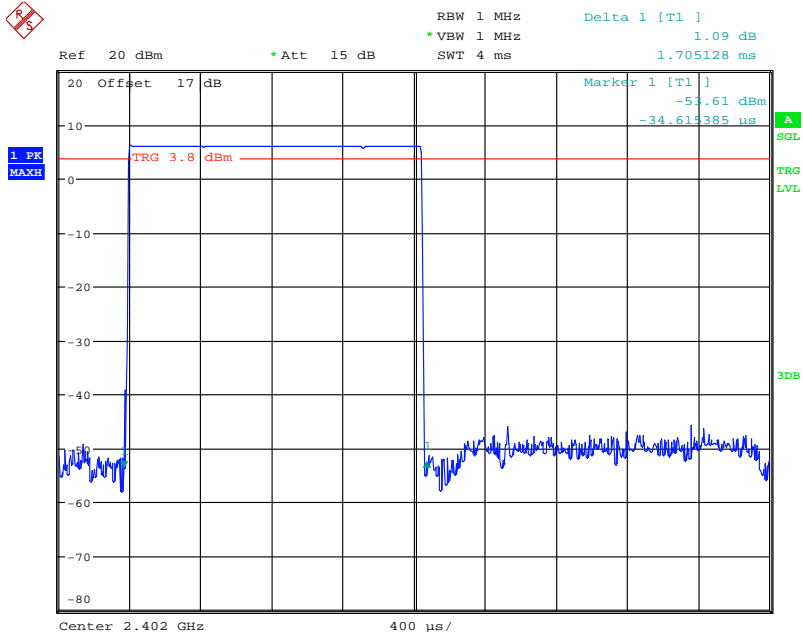


DWELL TIME CH0 DH1 (0.442ms * 320events = 135.04ms)

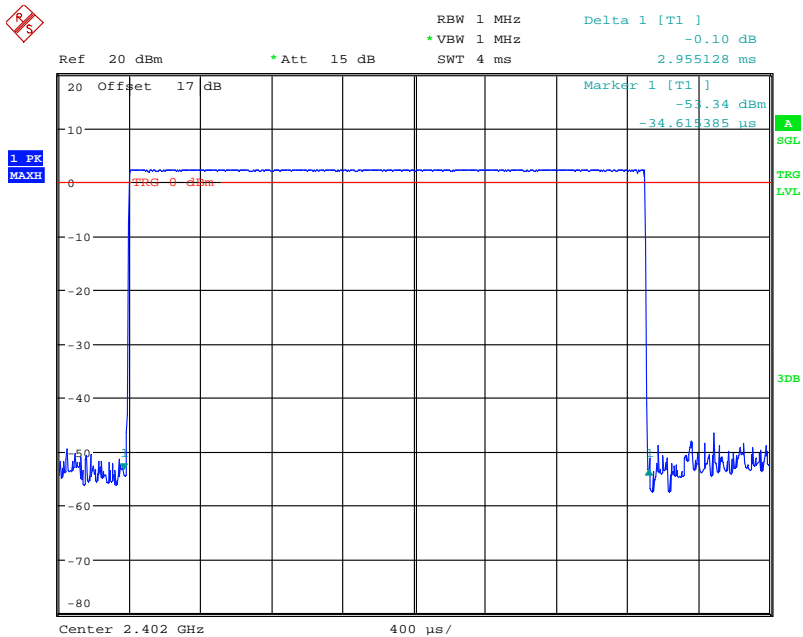
Date: 16.JUL.2013 13:31:29



Registration number: W6M21306-13280-C-1
FCC ID: IR5DK10



DWELL TIME CH0 DH3 (1.705ms * 160events = 272.8ms)
Date: 16.JUL.2013 13:37:41

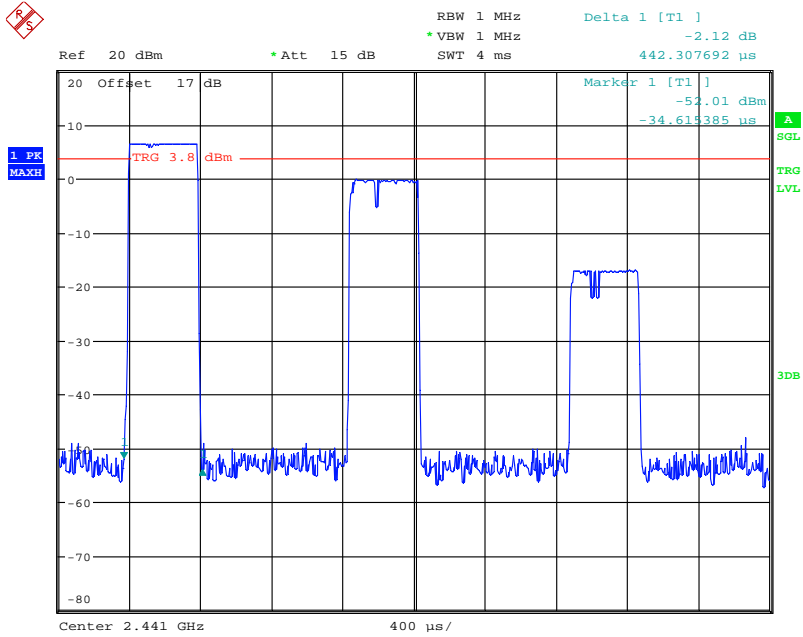


DWELL TIME CH0 DH5 (2.955ms * 110events = 325.05ms)
Date: 16.JUL.2013 13:39:37

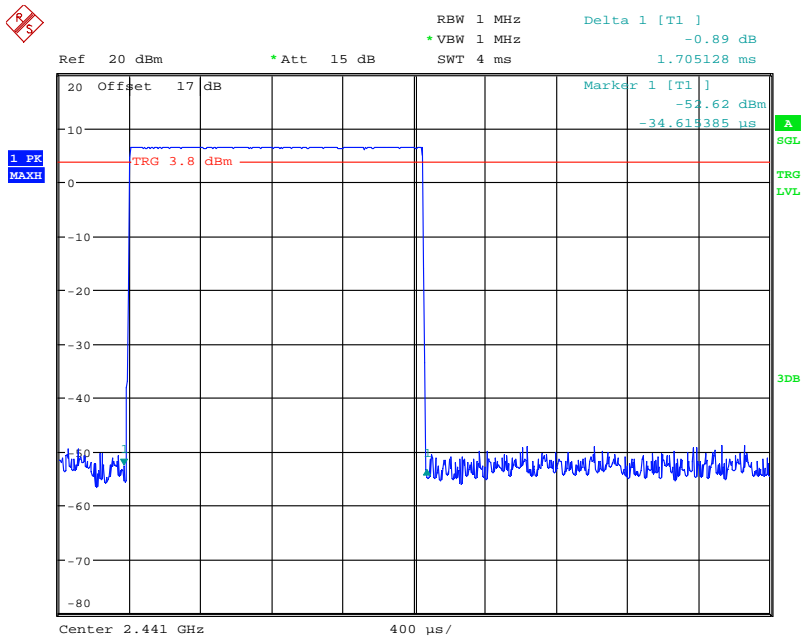


Worldwide Testing Services(Taiwan) Co., Ltd.

Registration number: W6M21306-13280-C-1
 FCC ID: IR5DK10



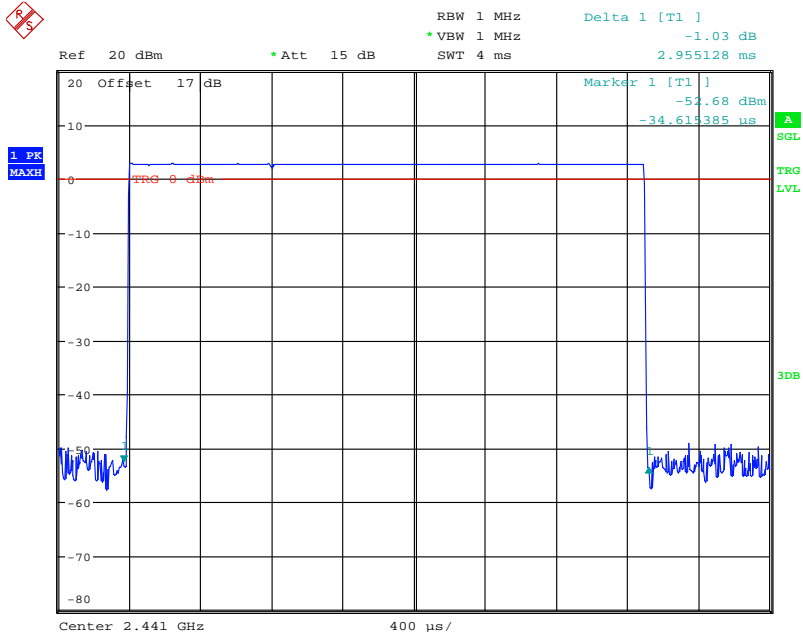
DWELL TIME CH39 DH1 (0.442ms * 320events = 135.04ms)
 Date: 16.JUL.2013 13:32:07



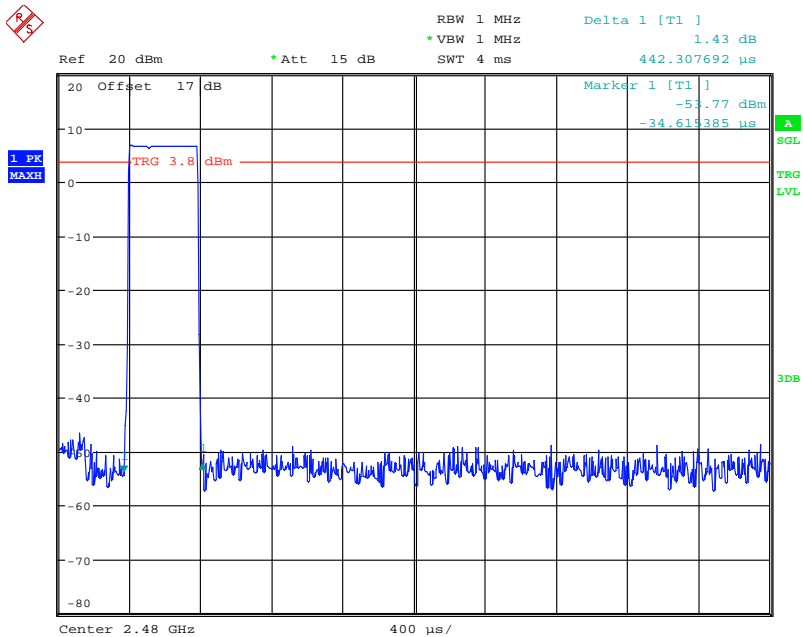
DWELL TIME CH39 DH3 (1.705ms * 160events = 272.8ms)
 Date: 16.JUL.2013 13:35:04



Registration number: W6M21306-13280-C-1
 FCC ID: IR5DK10



DWELL TIME CH39 DH5 (2.955ms * 110events = 325.05ms)
 Date: 16.JUL.2013 13:40:01

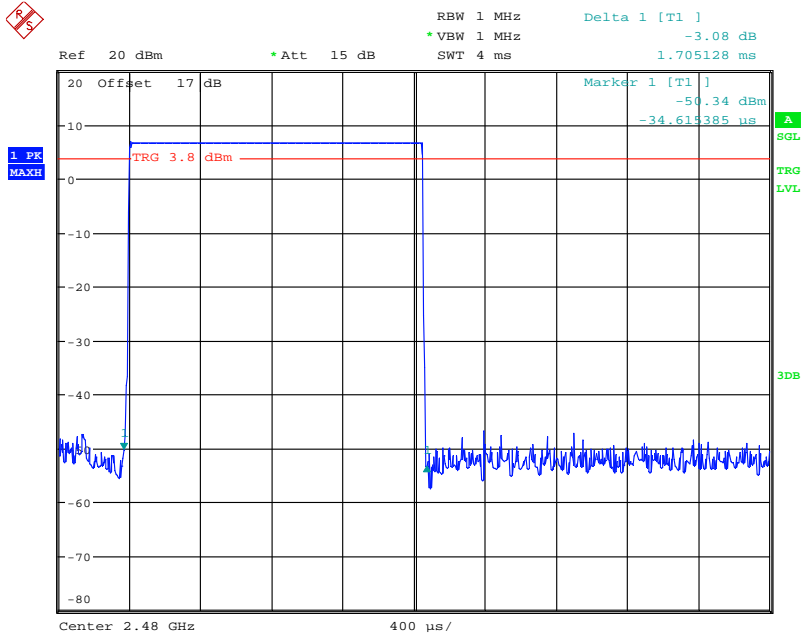


DWELL TIME CH78 DH1 (0.442ms * 320events = 135.04ms)
 Date: 16.JUL.2013 13:32:36

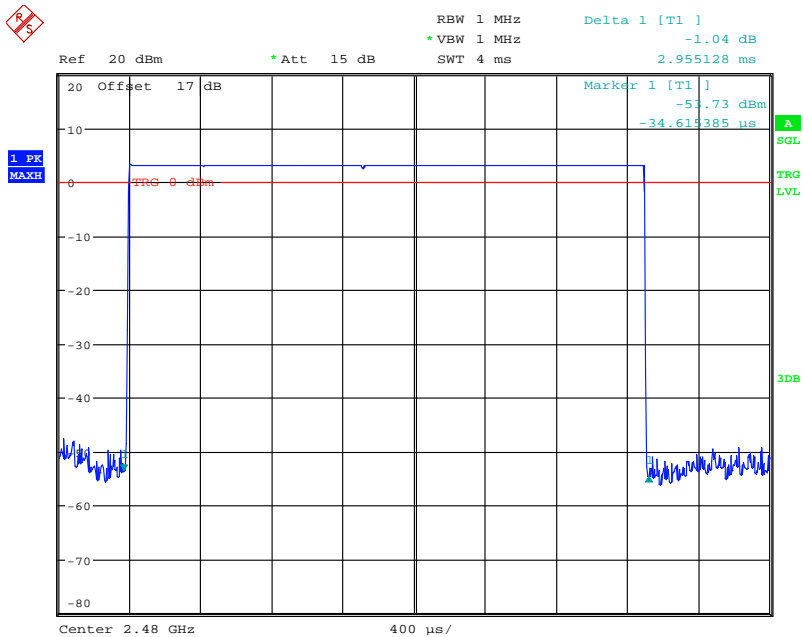


Worldwide Testing Services(Taiwan) Co., Ltd.

Registration number: W6M21306-13280-C-1
 FCC ID: IR5DK10



DWELL TIME CH78 DH3 (1.705ms * 160events = 272.8ms)
 Date: 16.JUL.2013 13:33:56



DWELL TIME CH78 DH5 (2.955ms * 110events = 325.05ms)
 Date: 16.JUL.2013 13:40:36



Registration number: W6M21306-13280-C-1
FCC ID: IR5DK10

Limits and measurement periods:

Frequency MHz	Number of channels	Measurement Periode	Limit
902 – 928	≥ 50	20 s	0.4 s
	$49 \geq 25$	10 s	0.4 s
2400 – 2483.5	≥ 15	0.4 s * number of used channels	0.4 s
5725- 5850	≥ 75	30 s	0.4s

Test equipment used: ETSTW-RE 055, ETSTW-RE 064



Registration number: W6M21306-13280-C-1
FCC ID: IR5DK10

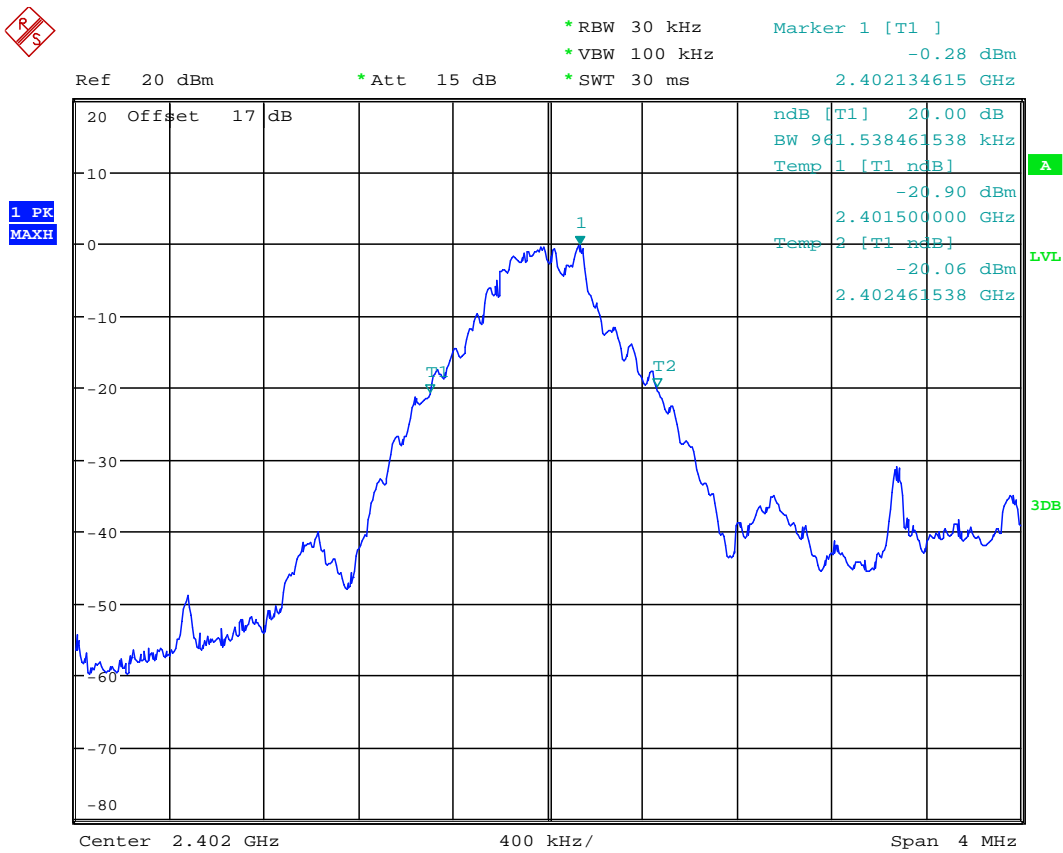
3.8 20dB Bandwidth

Frequency hopping systems operating in the 5725-5850 MHz bands shall use a maximum 20dB bandwidth of 1 MHz.

The 20dB bandwidth is measured on the lowest, middle and highest hopping channel.

For frequency hopping systems operating in the 902-928 MHz band the maximum 20dB bandwidth of the hopping channel is 500 kHz.

Mode H (Bluetooth Normal mode)

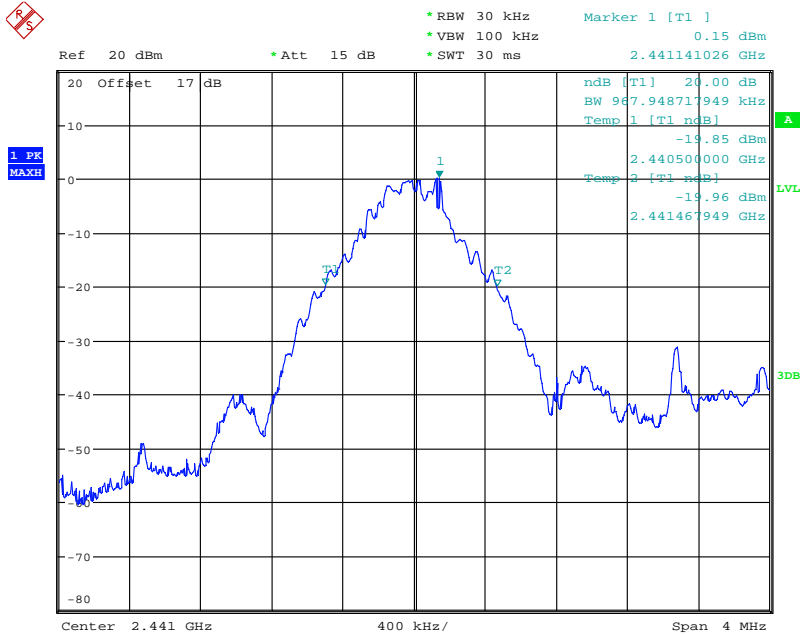


20DB BANDWIDTH CH0

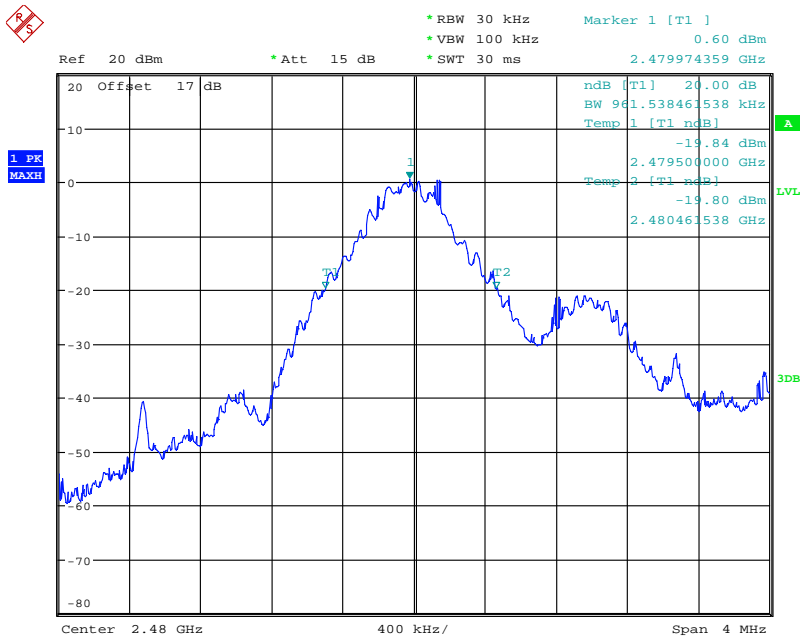
Date: 16.JUL.2013 13:41:48



Registration number: W6M21306-13280-C-1
FCC ID: IR5DK10



20DB BANDWIDTH CH39
Date: 16.JUL.2013 13:43:32

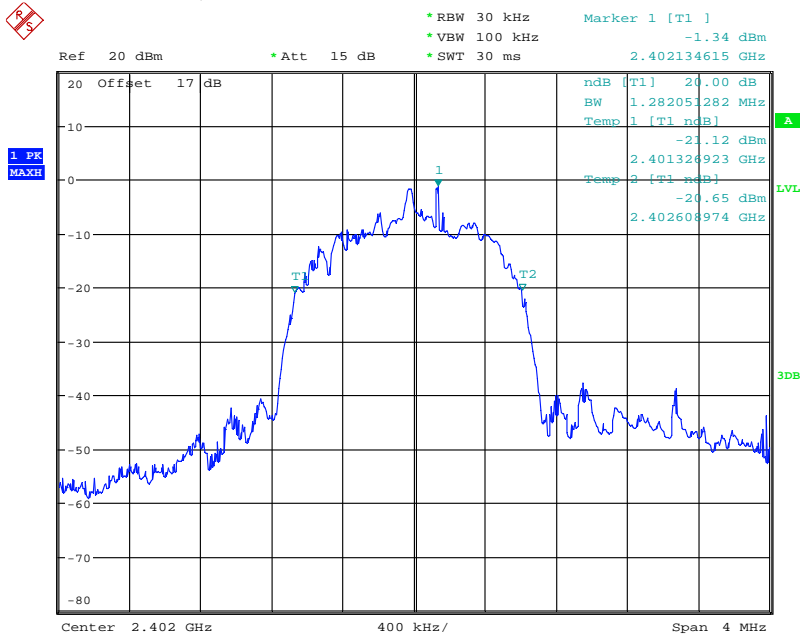


20DB BANDWIDTH CH78
Date: 16.JUL.2013 13:44:08

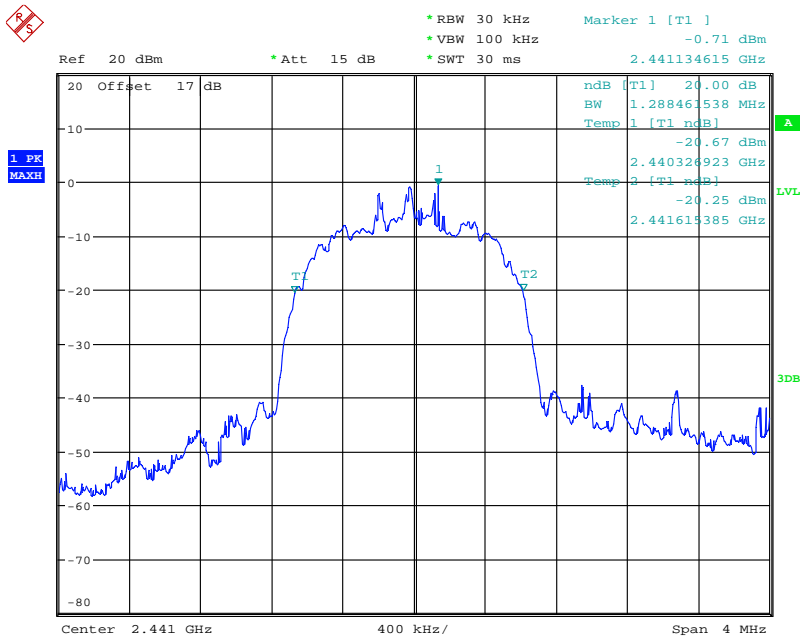


Registration number: W6M21306-13280-C-1
 FCC ID: IR5DK10

Mode I (Bluetooth EDR mode)



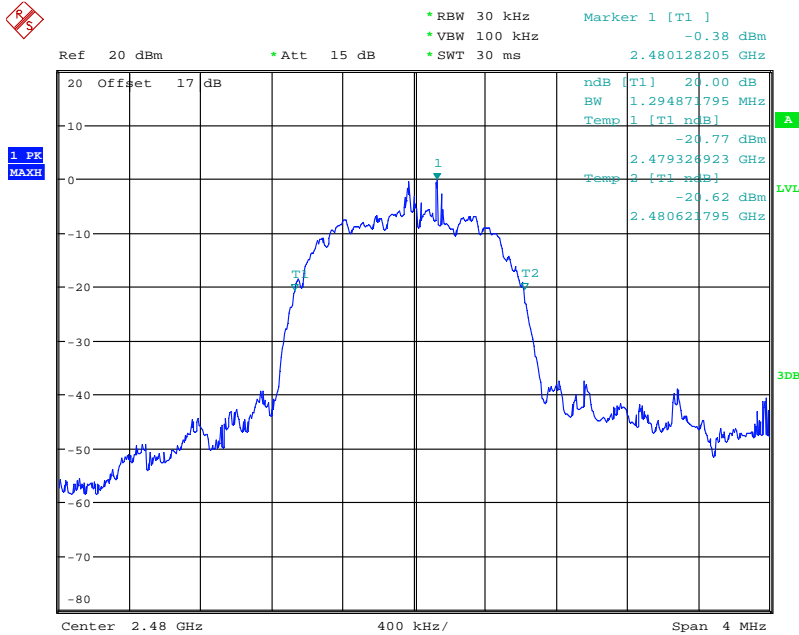
20DB BANDWIDTH CH0 EDR MODE
 Date: 16.JUL.2013 13:52:24



20DB BANDWIDTH CH39 EDR MODE
 Date: 16.JUL.2013 13:53:56



Registration number: W6M21306-13280-C-1
 FCC ID: IR5DK10



20DB BANDWIDTH CH78 EDR MODE
 Date: 16.JUL.2013 13:54:32

Limits:

Frequency Range / MHz	Limit
902-928	≤ 500 kHz
2400-2483.5	not defined
5725-5850	≤ 1 MHz

Test equipment used: ETSTW-RE 055, ETSTW-RE 064

3.8.1 System Receiver Input Bandwidth

It is determined in the Bluetooth core specification. The value matches to the bandwidth of transmitter signal.

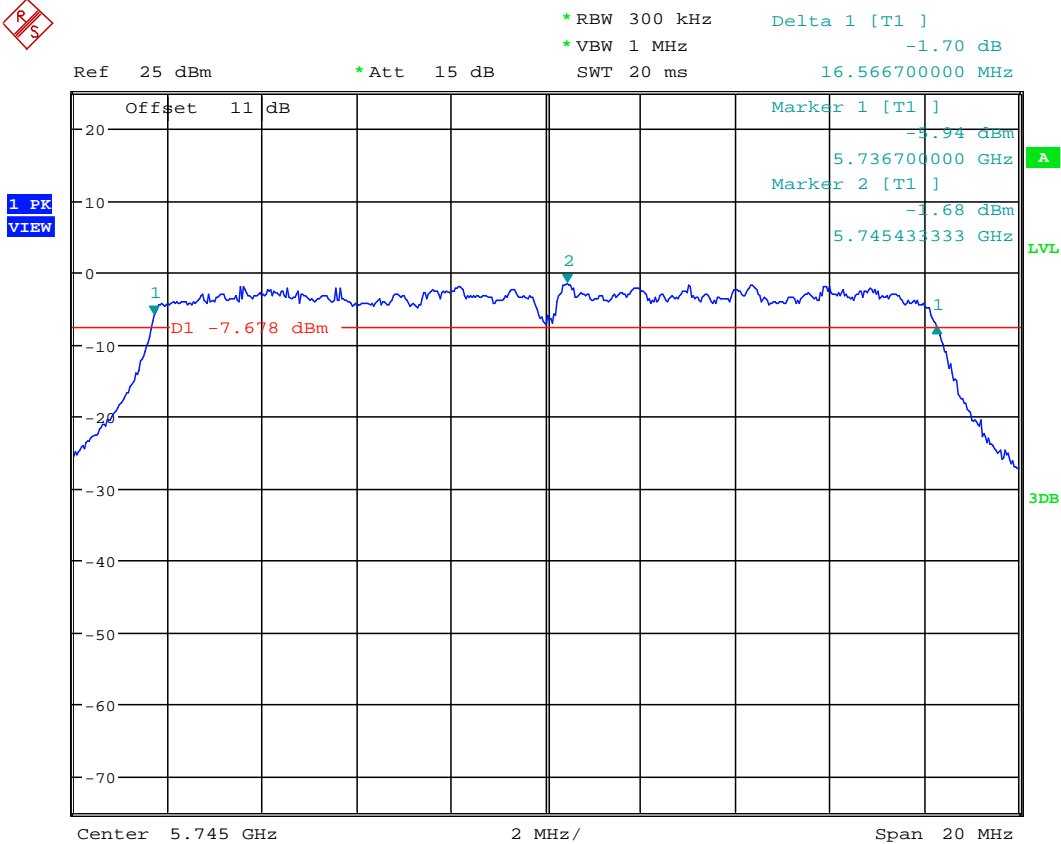


Registration number: W6M21306-13280-C-1
FCC ID: IR5DK10

3.9 Minimum 6 dB Bandwidth

The analyzer ResBW was set to 100 kHz. For each RF output channel investigated, the spectrum analyzer center frequency was set to the channel carrier. A PEAK reading was taken, two markers were set 6 dB below the maximum level on the right and the left side of the emission. The 6 dB bandwidth is the frequency difference between the two markers.

ANT A
Mode A

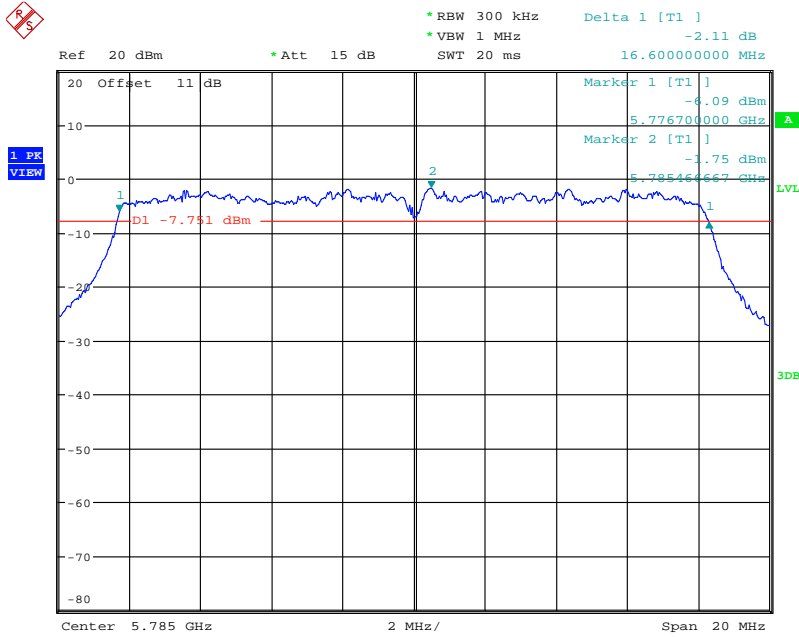


6DB BANDWIDTH 802.11A CH149

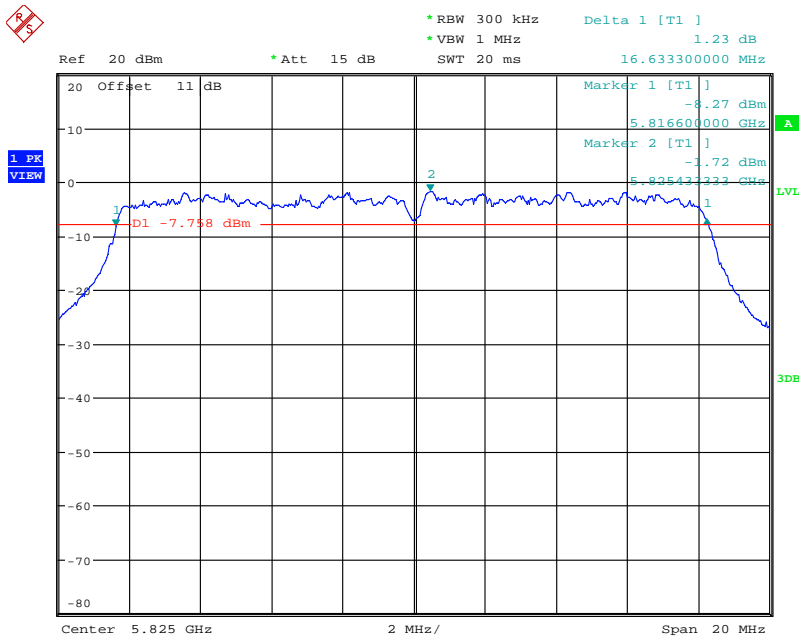
Date: 29.JUL.2013 11:36:57



Registration number: W6M21306-13280-C-1
 FCC ID: IR5DK10



6DB BANDWIDTH 802.11A CH157
 Date: 29.JUL.2013 11:37:36

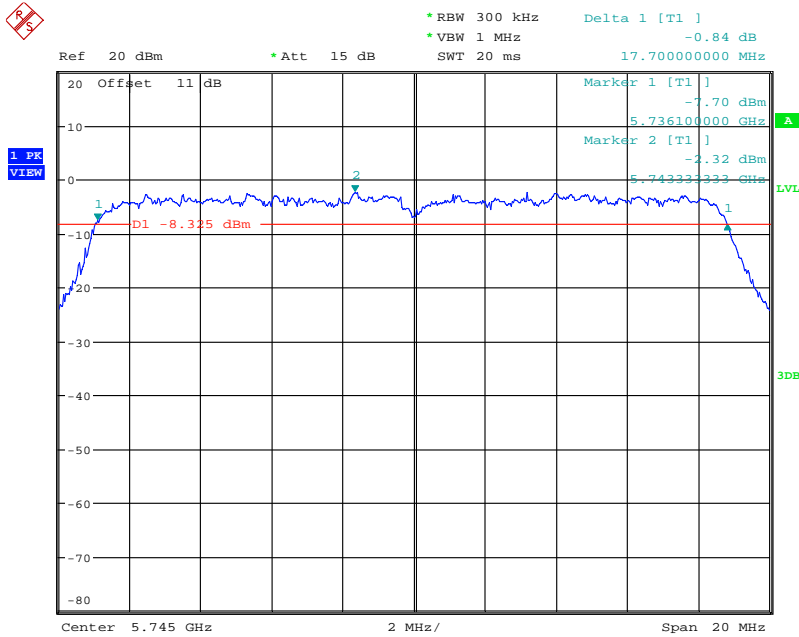


6DB BANDWIDTH 802.11A CH165
 Date: 29.JUL.2013 11:38:17

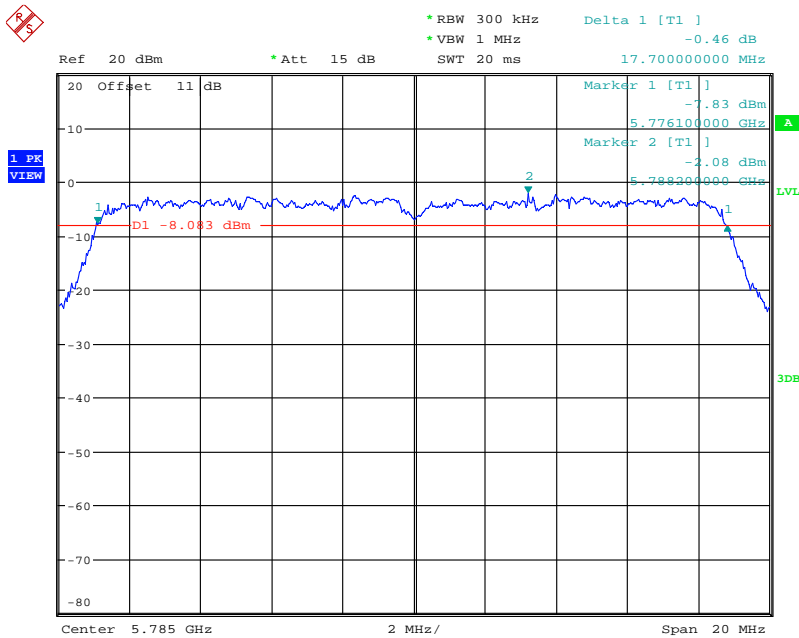


Registration number: W6M21306-13280-C-1
FCC ID: IR5DK10

Mode B



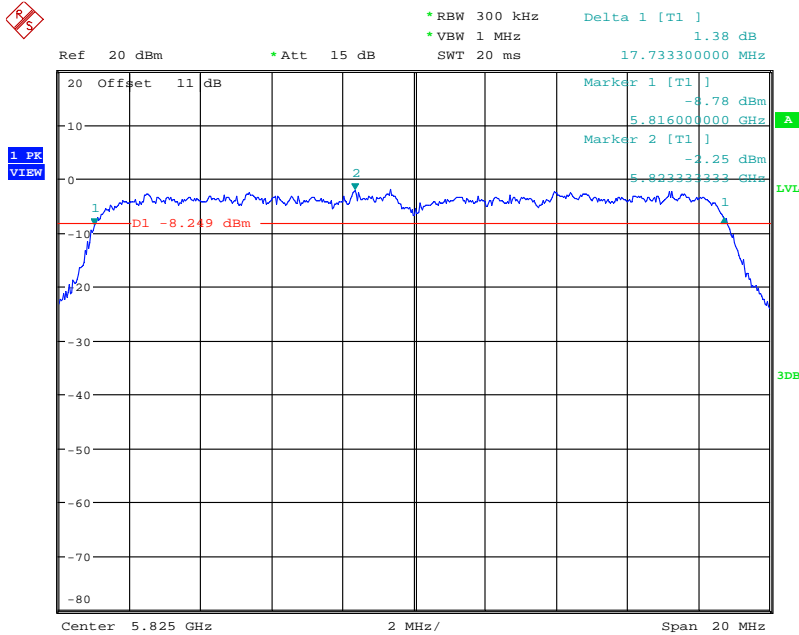
6DB BANDWIDTH 802.11N 20MHZ CH149
Date: 29.JUL.2013 11:39:17



6DB BANDWIDTH 802.11N 20MHZ CH157
Date: 29.JUL.2013 11:40:00

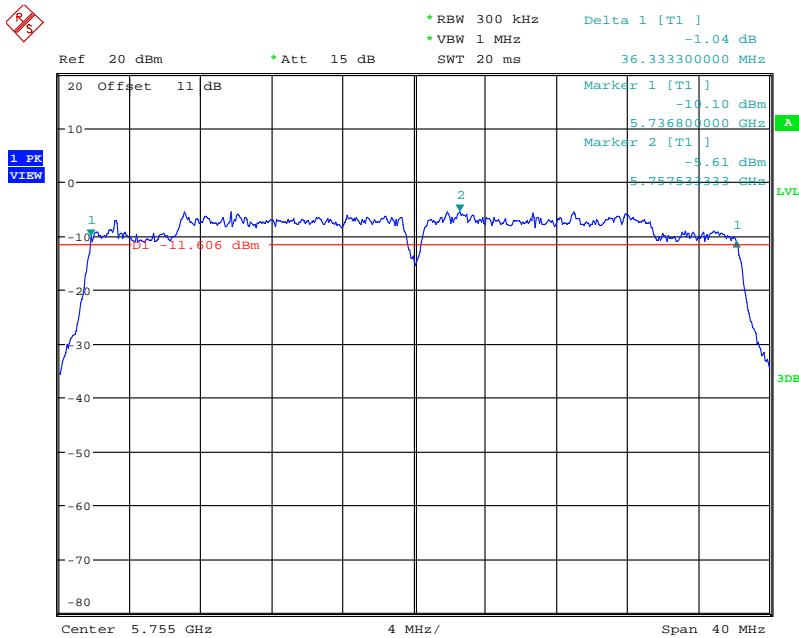


Registration number: W6M21306-13280-C-1
FCC ID: IR5DK10



6DB BANDWIDTH 802.11N 20MHZ CH165
Date: 29.JUL.2013 11:40:35

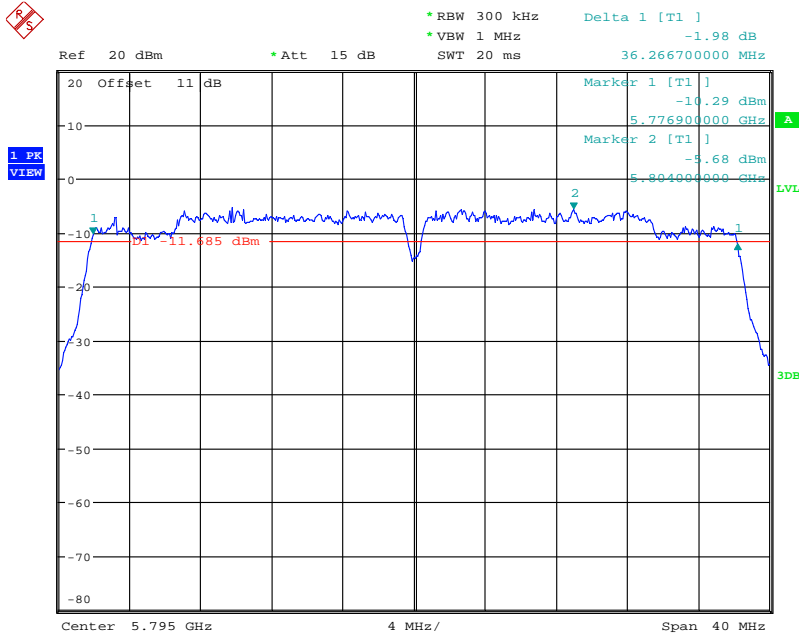
Mode C



6DB BANDWIDTH 802.11N 40MHZ CH151
Date: 29.JUL.2013 11:41:27

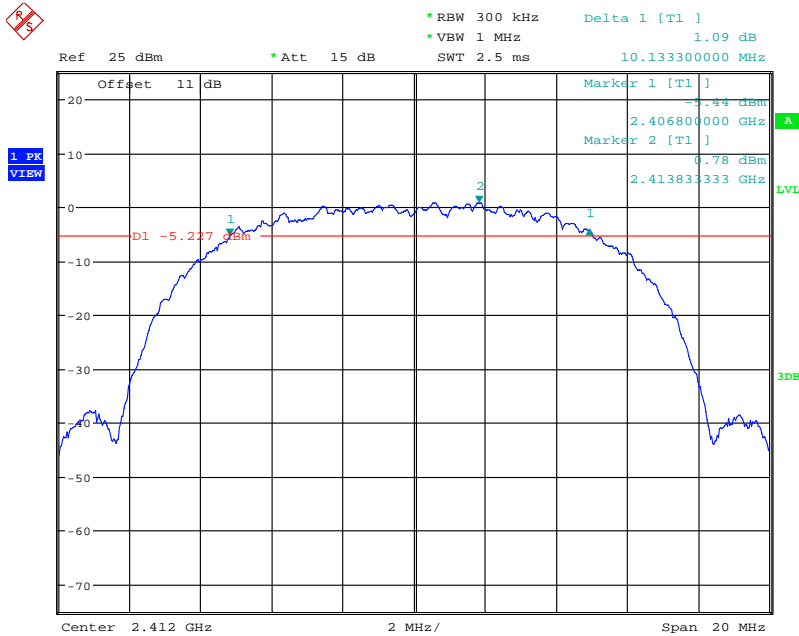


Registration number: W6M21306-13280-C-1
 FCC ID: IR5DK10



6DB BANDWIDTH 802.11N 40MHZ CH159
 Date: 29.JUL.2013 11:42:23

Mode D

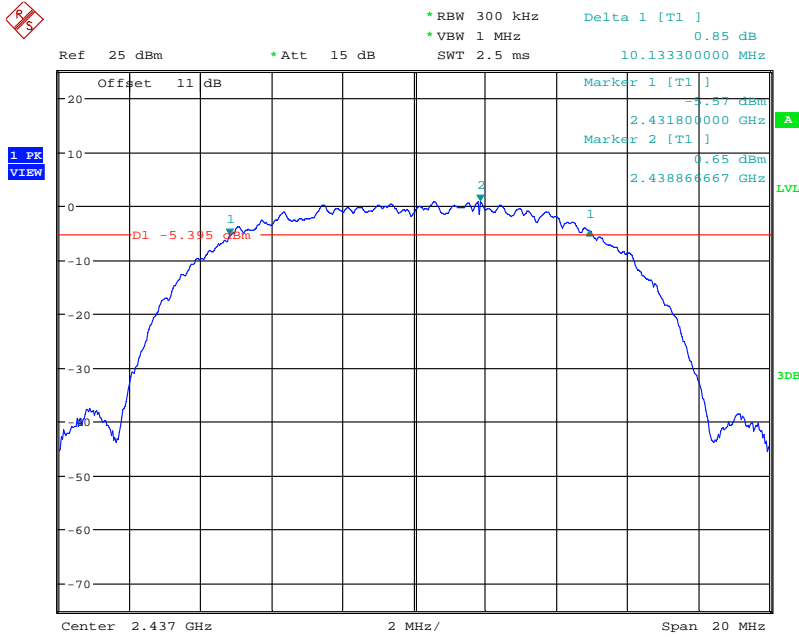


6DB BANDWIDTH 802.11B CH01
 Date: 17.JUL.2013 13:03:49

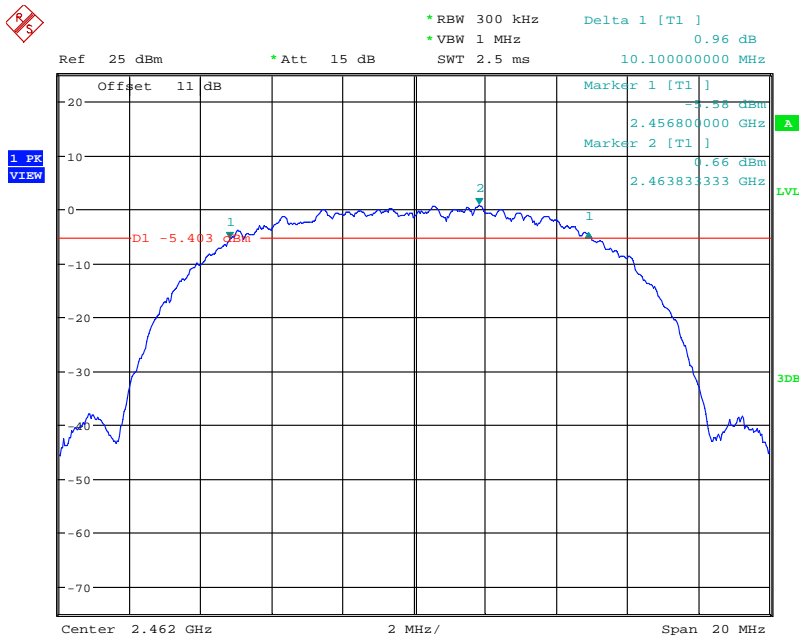


Worldwide Testing Services(Taiwan) Co., Ltd.

Registration number: W6M21306-13280-C-1
FCC ID: IR5DK10



6DB BANDWIDTH 802.11B CH06
Date: 17.JUL.2013 13:06:46



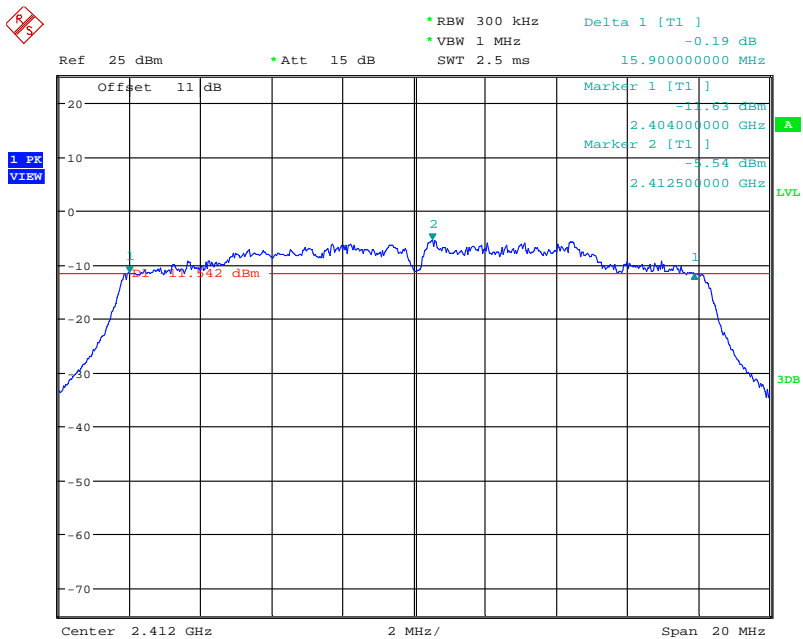
6DB BANDWIDTH 802.11B CH11
Date: 17.JUL.2013 13:08:30



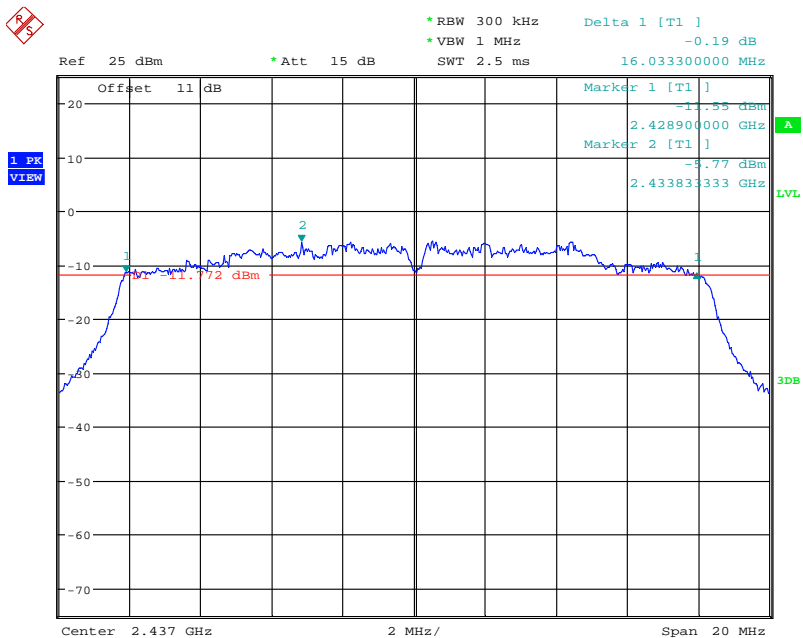
Registration number: W6M21306-13280-C-1

FCC ID: IR5DK10

Mode E



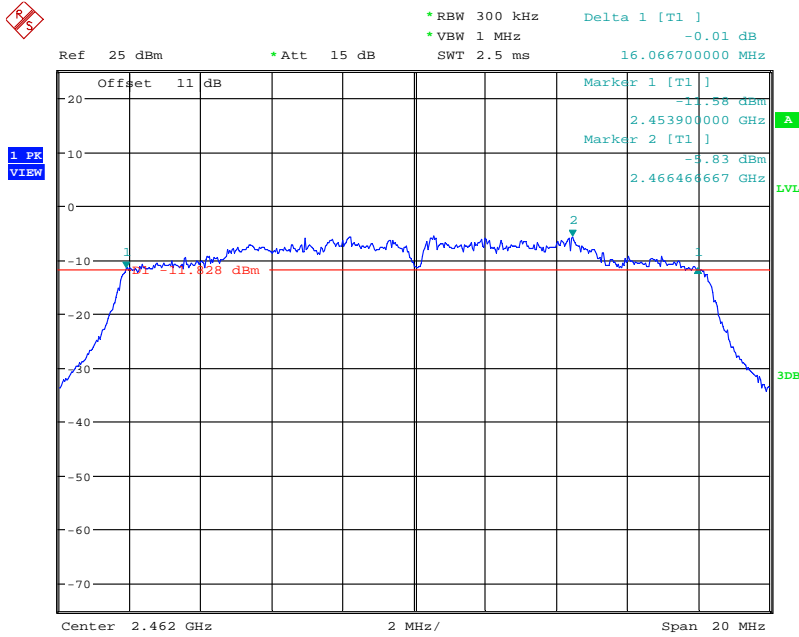
6DB BANDWIDTH 802.11G CH01
Date: 17.JUL.2013 13:11:47



6DB BANDWIDTH 802.11G CH06
Date: 17.JUL.2013 13:15:32

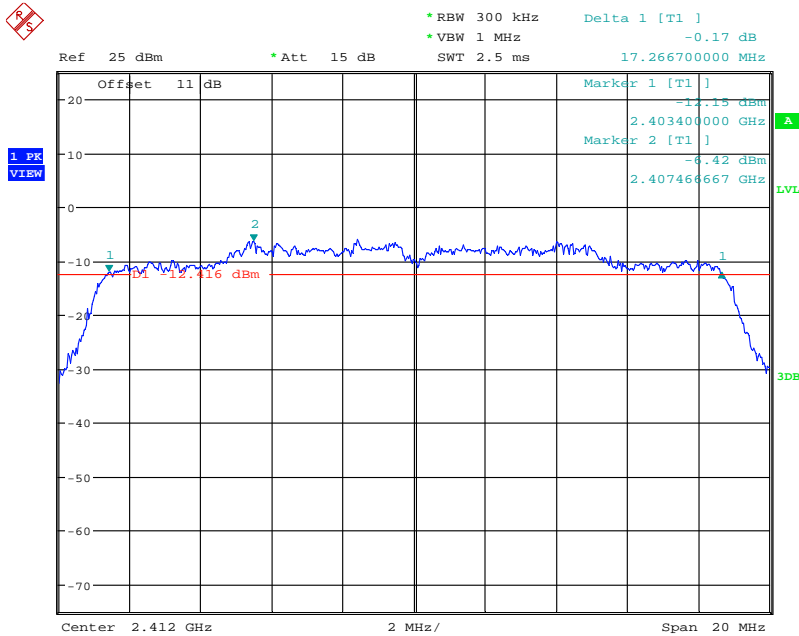


Registration number: W6M21306-13280-C-1
FCC ID: IR5DK10



6DB BANDWIDTH 802.11G CH11
Date: 17.JUL.2013 13:18:10

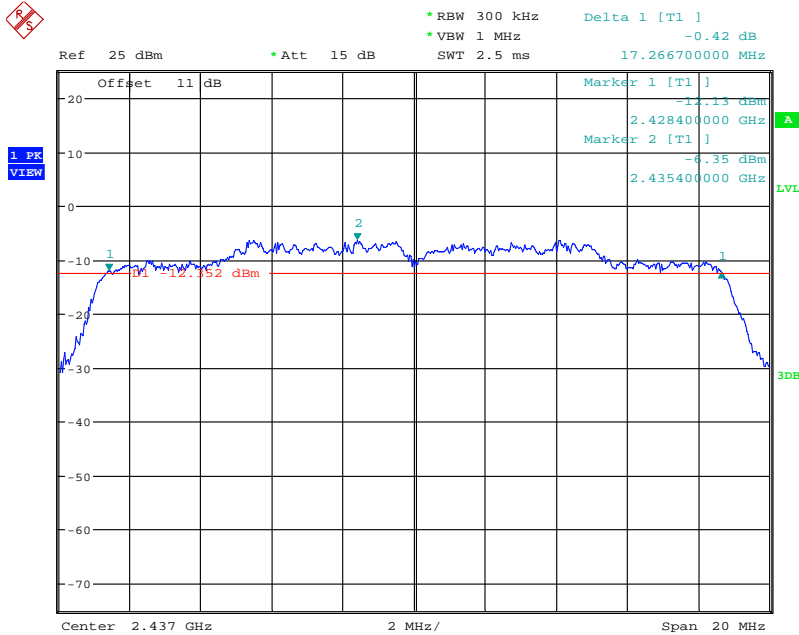
Mode F



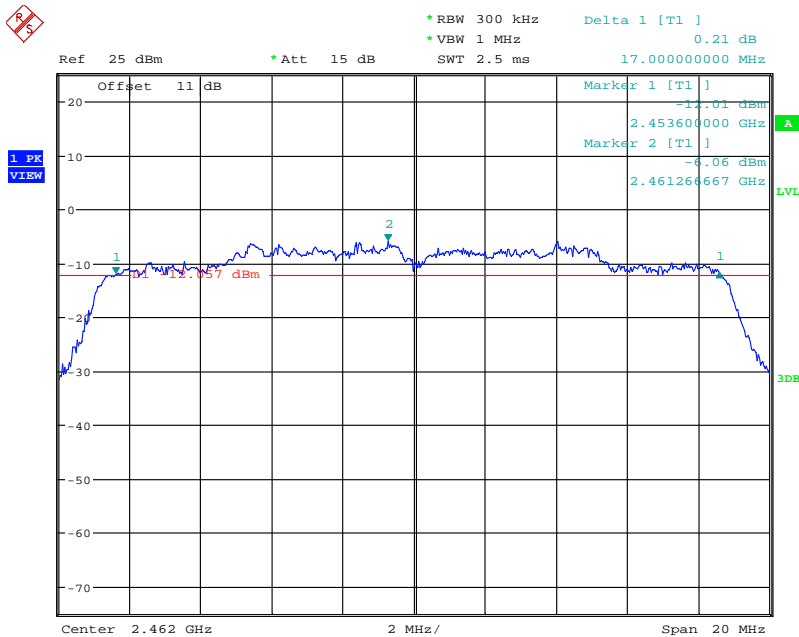
6DB BANDWIDTH 802.11N 20MHZ CH01
Date: 17.JUL.2013 13:19:18



Registration number: W6M21306-13280-C-1
FCC ID: IR5DK10



6DB BANDWIDTH 802.11N 20MHZ CH06
Date: 17.JUL.2013 13:20:09



6DB BANDWIDTH 802.11N 20MHZ CH11
Date: 17.JUL.2013 13:20:53

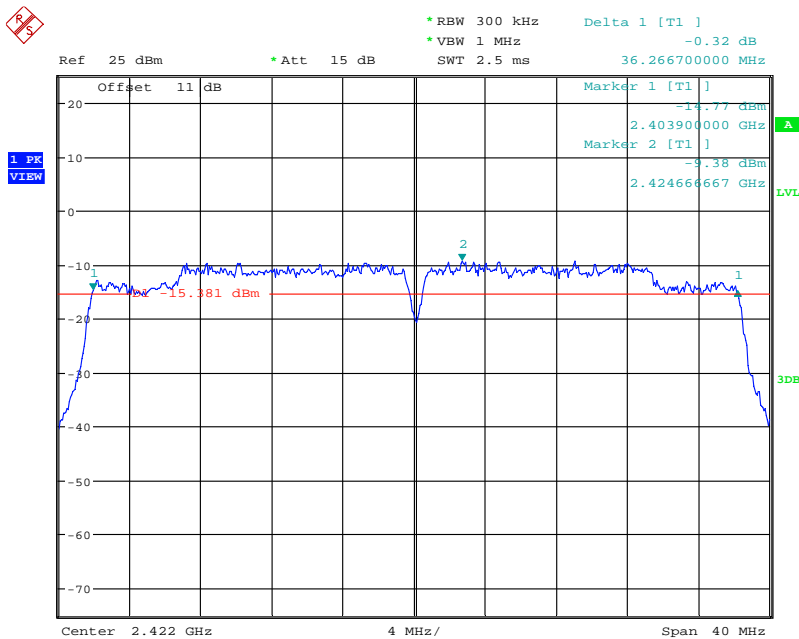


Worldwide Testing Services(Taiwan) Co., Ltd.

Registration number: W6M21306-13280-C-1

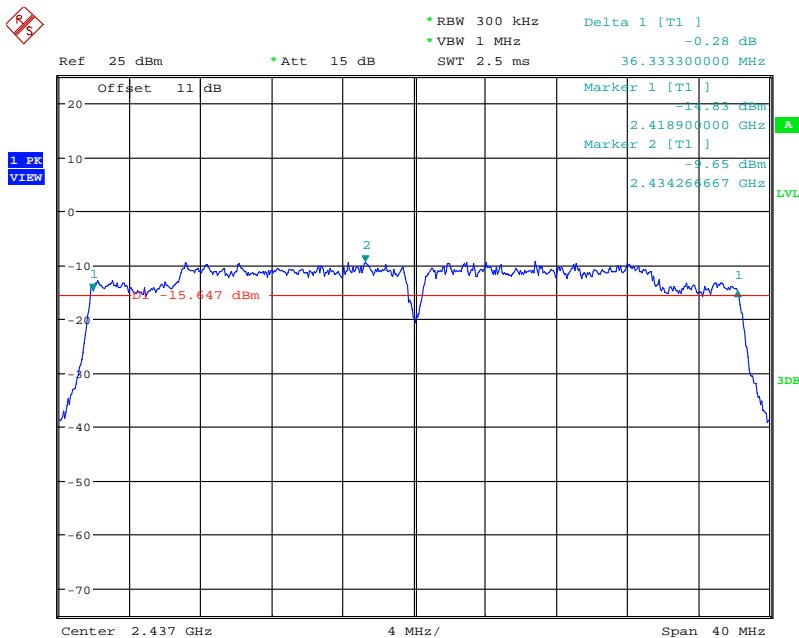
FCC ID: IR5DK10

Mode G



6DB BANDWIDTH 802.11N 40MHZ CH01

Date: 17.JUL.2013 13:21:59

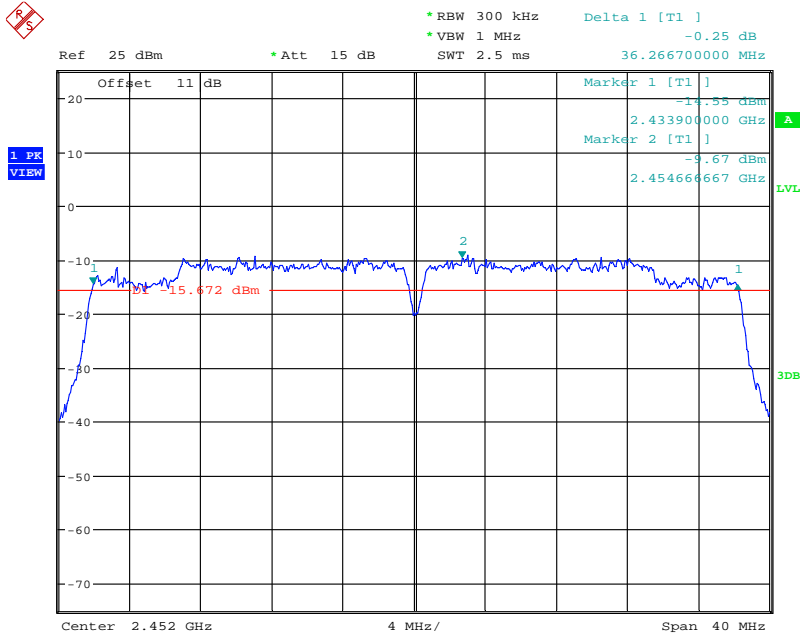


6DB BANDWIDTH 802.11N 40MHZ CH04

Date: 17.JUL.2013 13:23:24

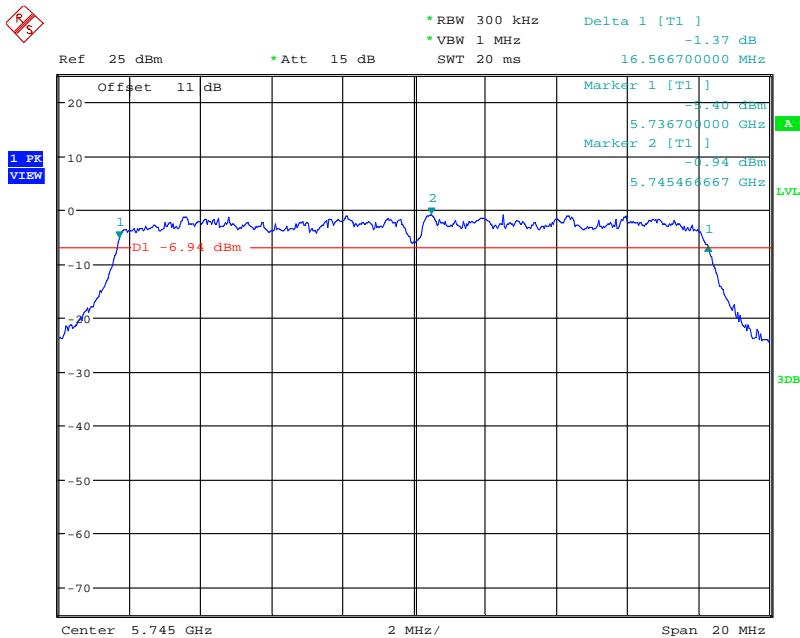


Registration number: W6M21306-13280-C-1
 FCC ID: IR5DK10



6DB BANDWIDTH 802.11N 40MHZ CH07
 Date: 17.JUL.2013 13:24:08

ANT B Mode A

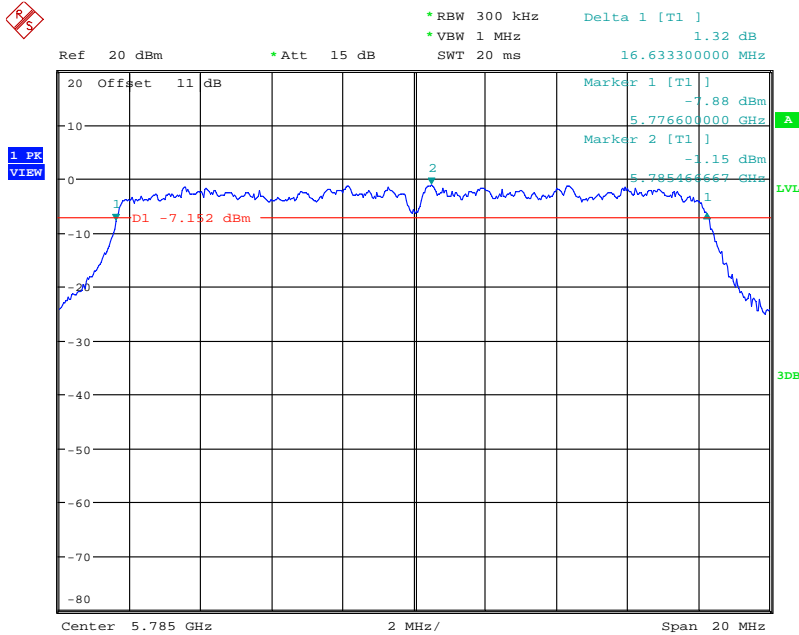


6DB BANDWIDTH 802.11A CH149
 Date: 16.JUL.2013 14:32:58

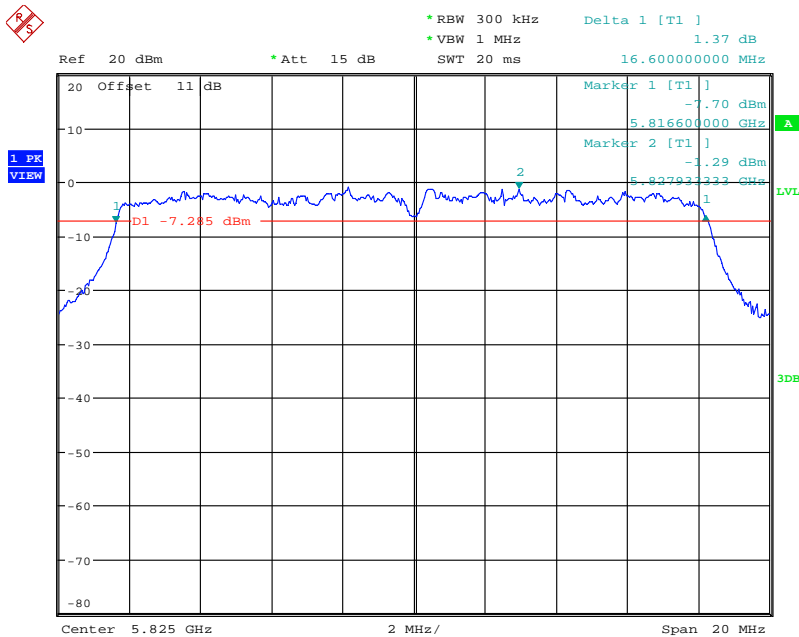


Worldwide Testing Services(Taiwan) Co., Ltd.

Registration number: W6M21306-13280-C-1
FCC ID: IR5DK10



6DB BANDWIDTH 802.11A CH157
Date: 16.JUL.2013 14:35:25

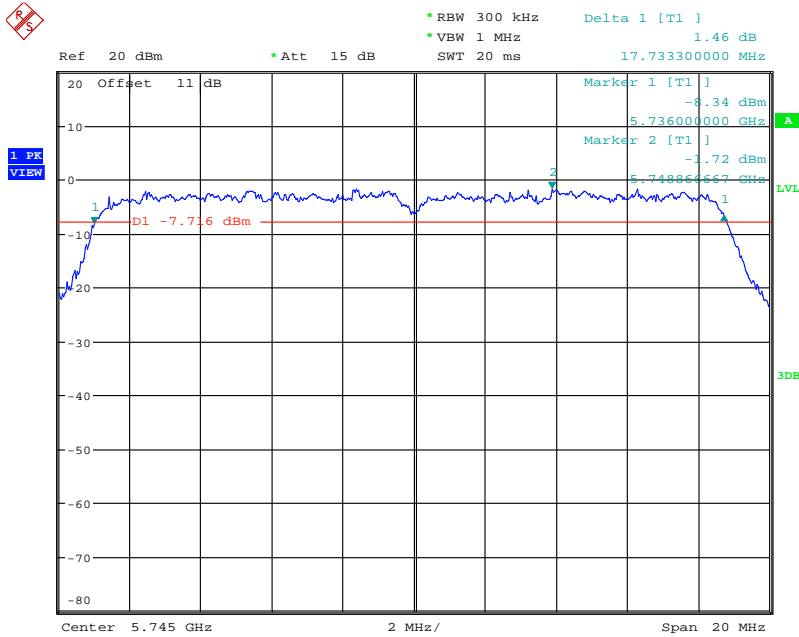


6DB BANDWIDTH 802.11A CH165
Date: 16.JUL.2013 14:36:14

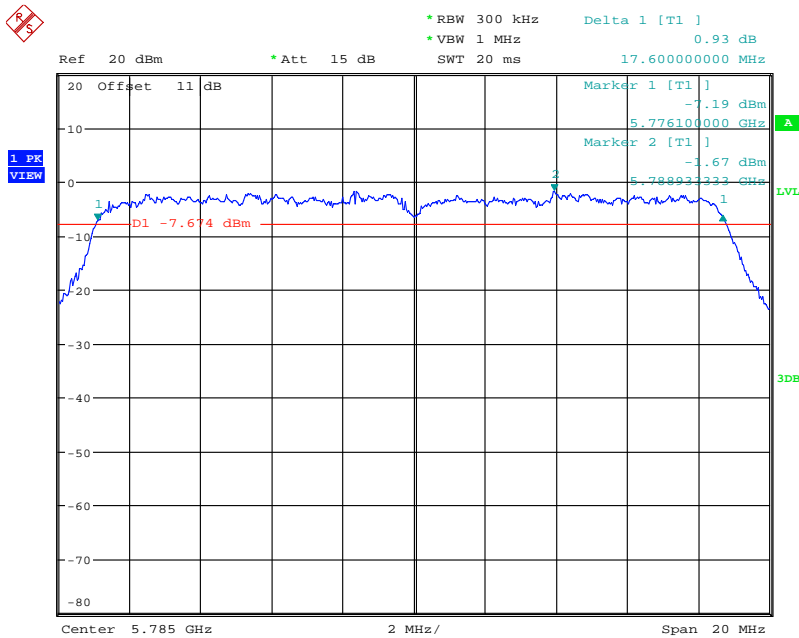


Registration number: W6M21306-13280-C-1
FCC ID: IR5DK10

Mode B



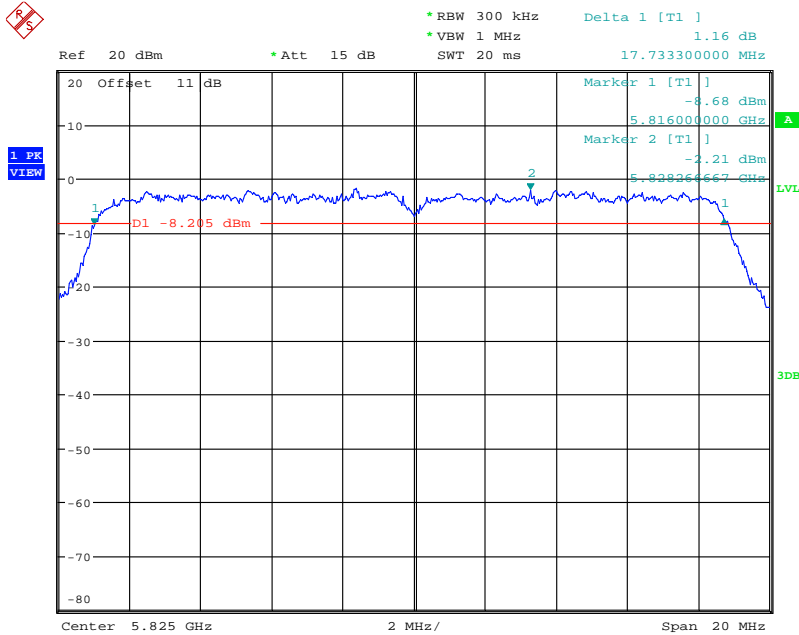
6DB BANDWIDTH 802.11N 20MHZ CH149
Date: 16.JUL.2013 14:37:38



6DB BANDWIDTH 802.11N 20MHZ CH157
Date: 16.JUL.2013 14:38:16

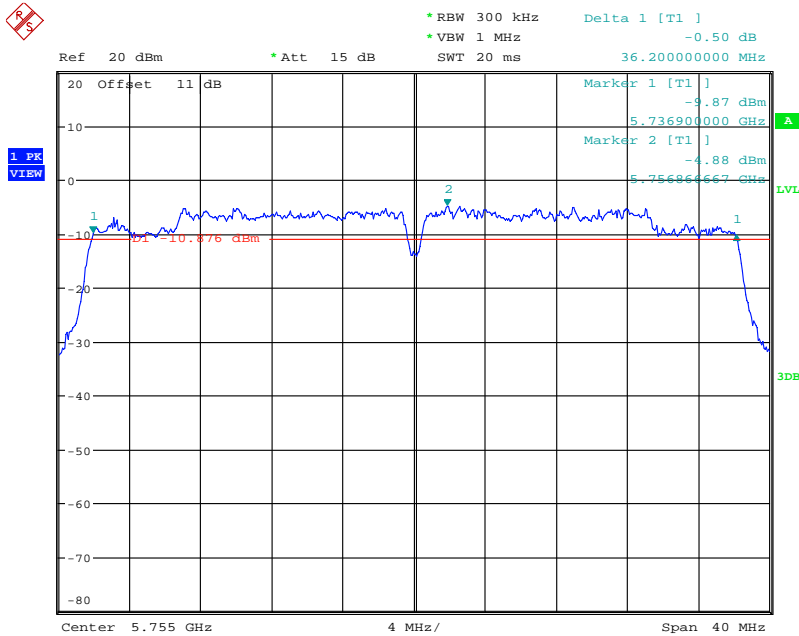


Registration number: W6M21306-13280-C-1
FCC ID: IR5DK10



6DB BANDWIDTH 802.11N 20MHZ CH165
Date: 16.JUL.2013 14:39:20

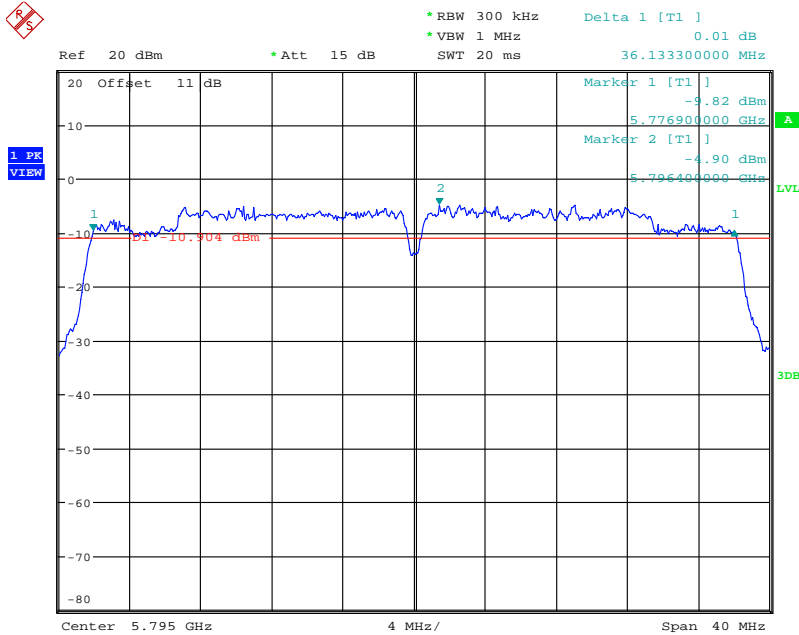
Mode C



6DB BANDWIDTH 802.11N 40MHZ CH151
Date: 16.JUL.2013 14:40:40

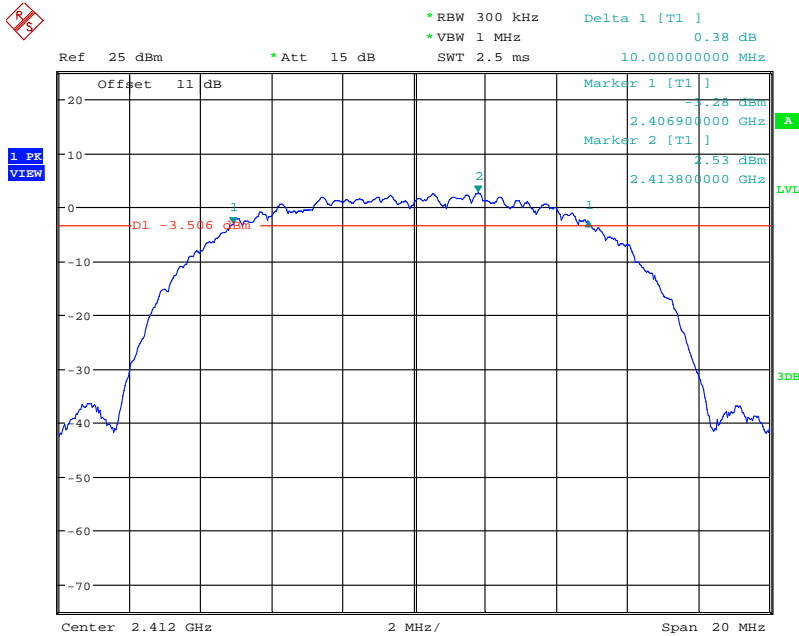


Registration number: W6M21306-13280-C-1
FCC ID: IR5DK10



6DB BANDWIDTH 802.11N 40MHZ CH159
Date: 16.JUL.2013 14:41:36

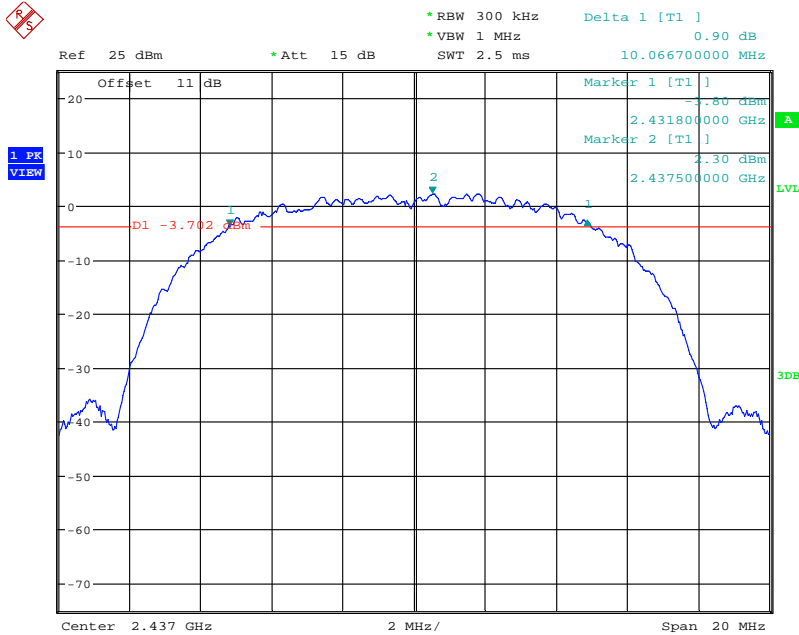
Mode D



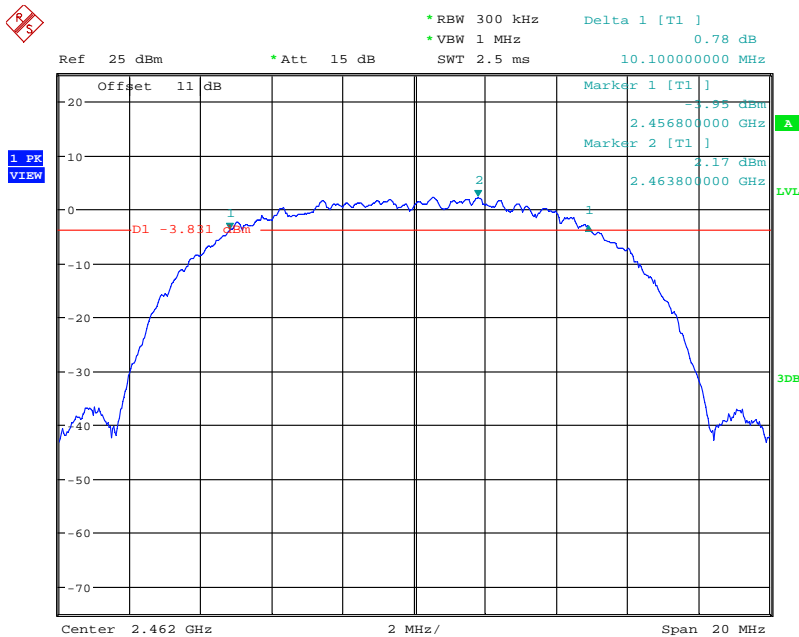
6DB BANDWIDTH 802.11B CH01
Date: 16.JUL.2013 12:12:57



Registration number: W6M21306-13280-C-1
FCC ID: IR5DK10



6DB BANDWIDTH 802.11B CH06
Date: 16.JUL.2013 12:13:39



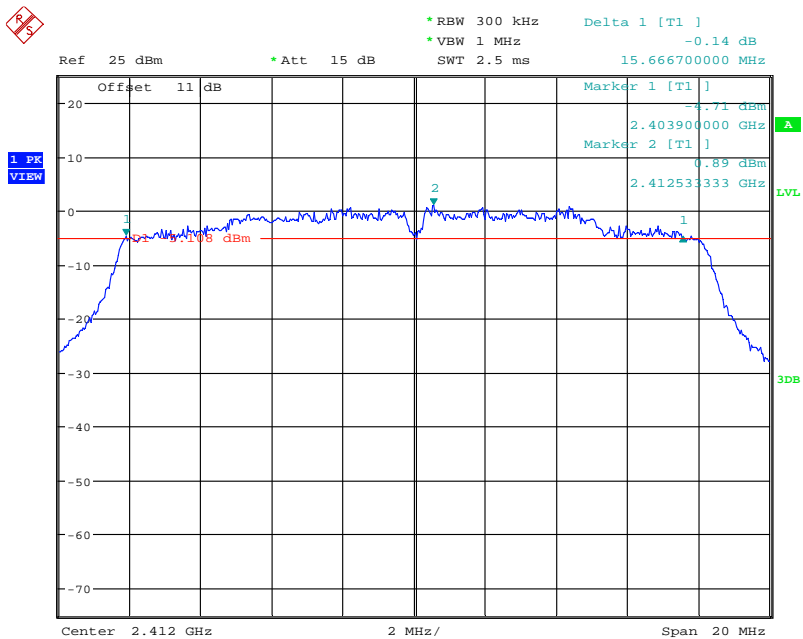
6DB BANDWIDTH 802.11B CH11
Date: 16.JUL.2013 12:14:15



Registration number: W6M21306-13280-C-1

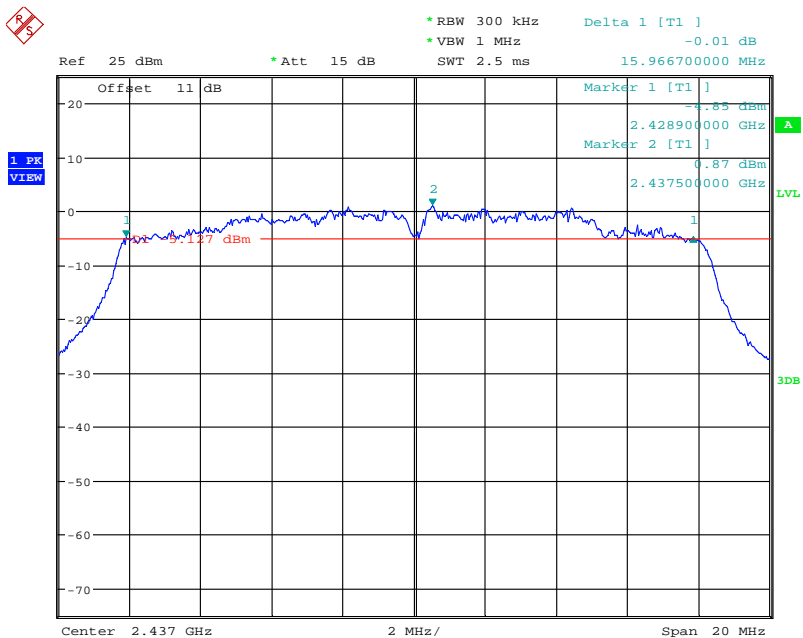
FCC ID: IR5DK10

Mode E



6DB BANDWIDTH 802.11G CH01

Date: 16.JUL.2013 12:17:52

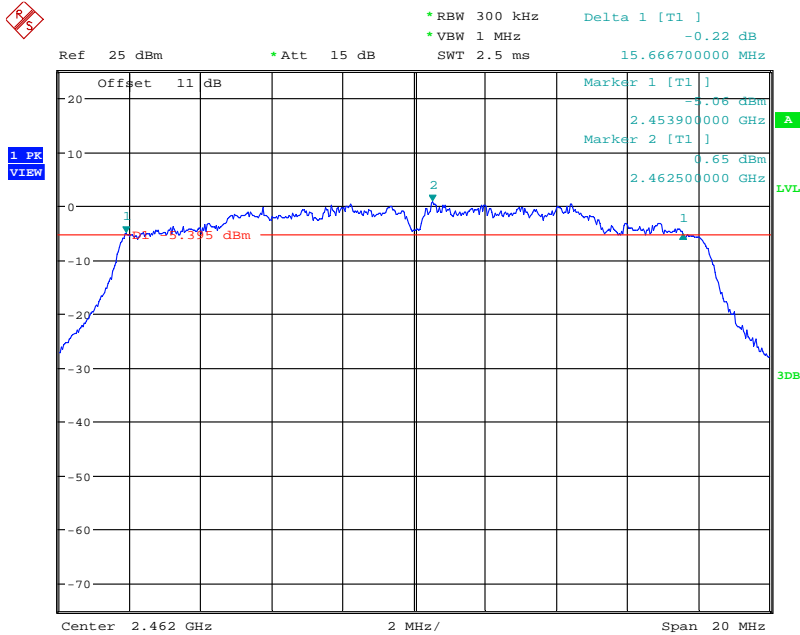


6DB BANDWIDTH 802.11G CH06

Date: 16.JUL.2013 12:18:55

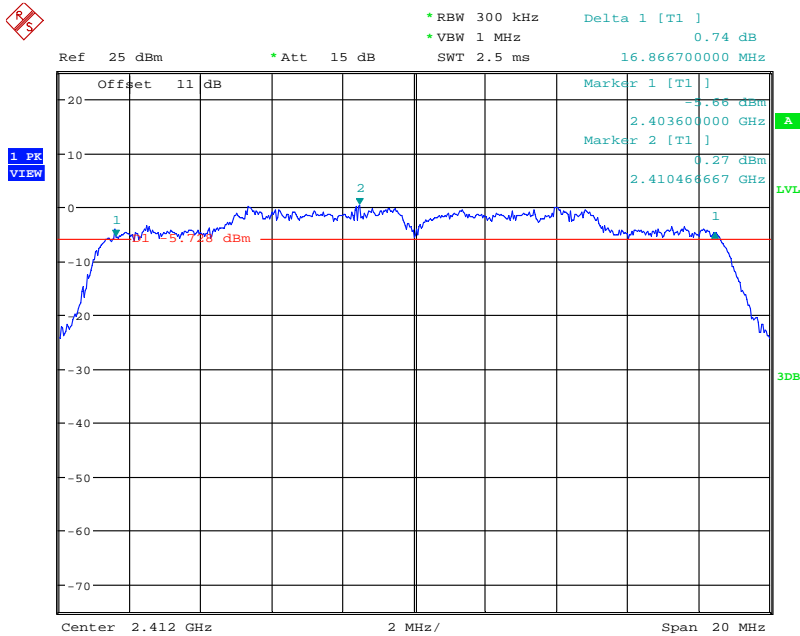


Registration number: W6M21306-13280-C-1
FCC ID: IR5DK10



6DB BANDWIDTH 802.11G CH11
Date: 16.JUL.2013 12:19:58

Mode F

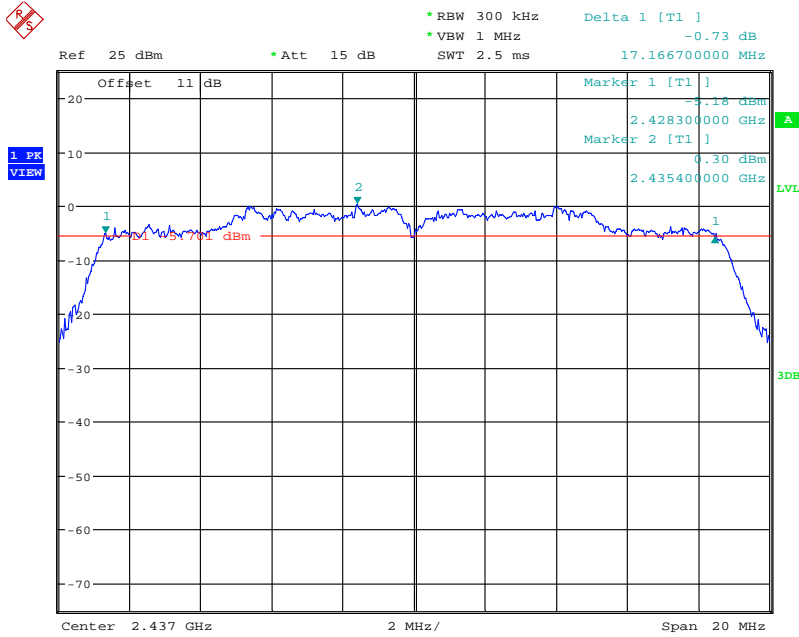


6DB BANDWIDTH 802.11N 20MHZ CH01
Date: 16.JUL.2013 12:20:59

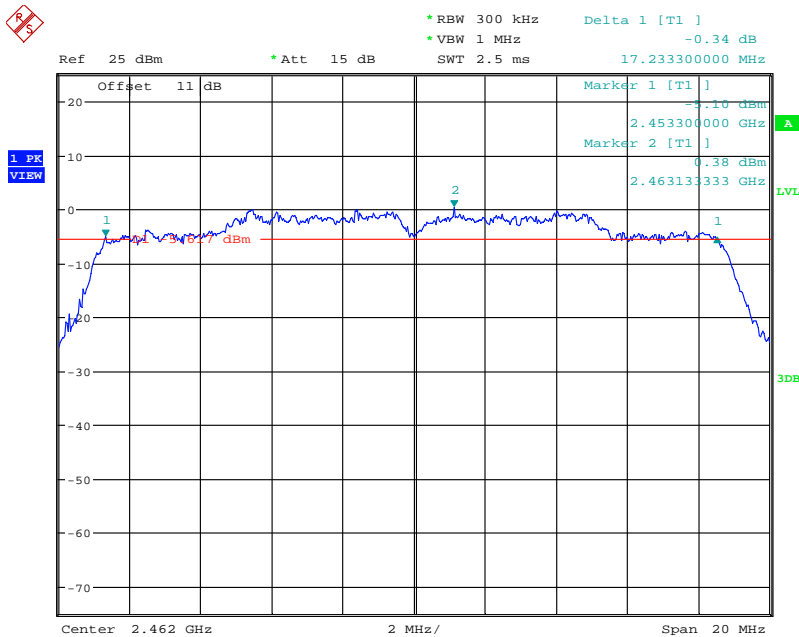


Worldwide Testing Services(Taiwan) Co., Ltd.

Registration number: W6M21306-13280-C-1
FCC ID: IR5DK10



6DB BANDWIDTH 802.11N 20MHZ CH06
Date: 16.JUL.2013 12:21:37



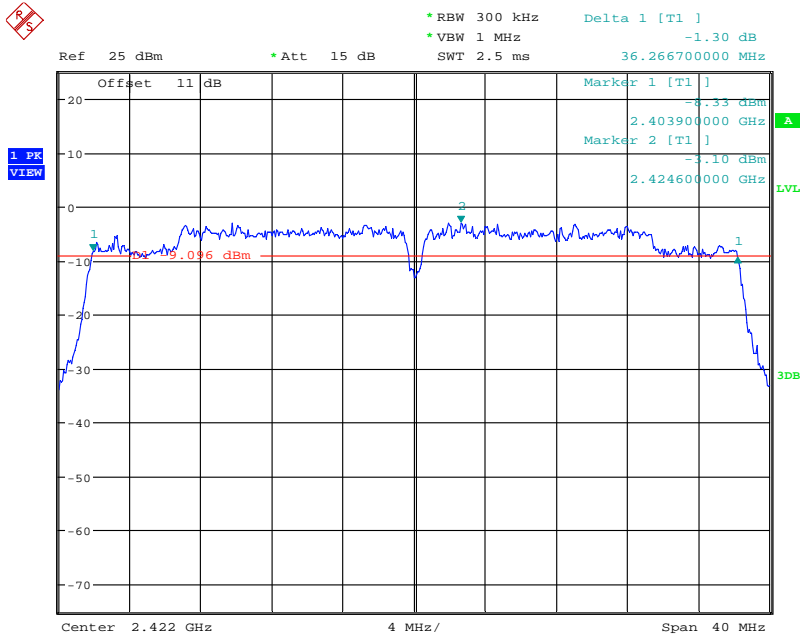
6DB BANDWIDTH 802.11N 20MHZ CH11
Date: 16.JUL.2013 12:22:18



Worldwide Testing Services(Taiwan) Co., Ltd.

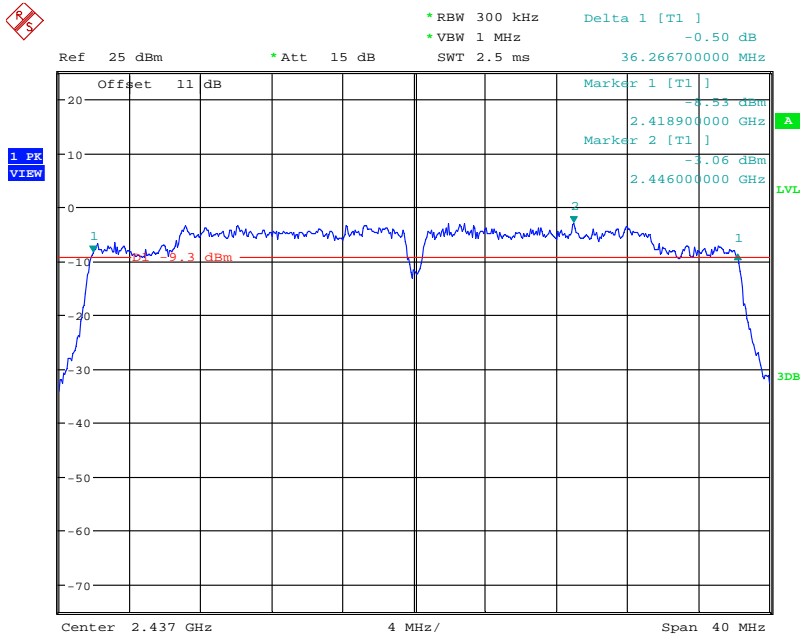
Registration number: W6M21306-13280-C-1
FCC ID: IR5DK10

Mode G



6DB BANDWIDTH 802.11N 40MHZ CH01

Date: 16.JUL.2013 12:23:39

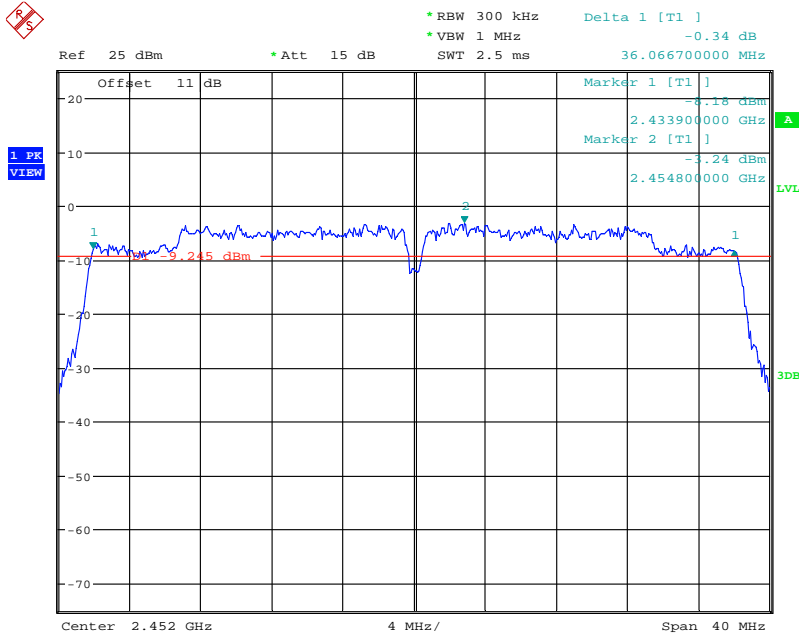


6DB BANDWIDTH 802.11N 40MHZ CH04

Date: 16.JUL.2013 12:24:19

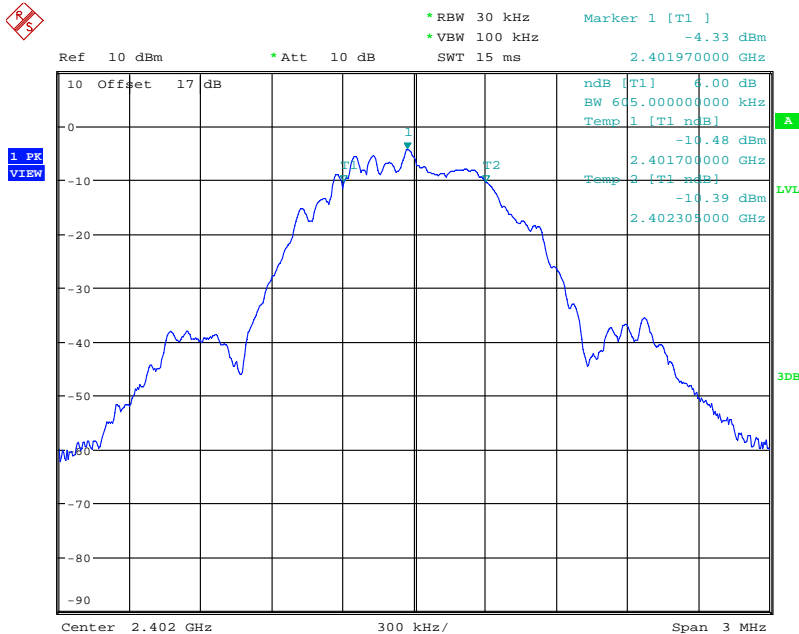


Registration number: W6M21306-13280-C-1
 FCC ID: IR5DK10



6DB BANDWIDTH 802.11N 40MHZ CH07
 Date: 16.JUL.2013 12:25:11

Mode J

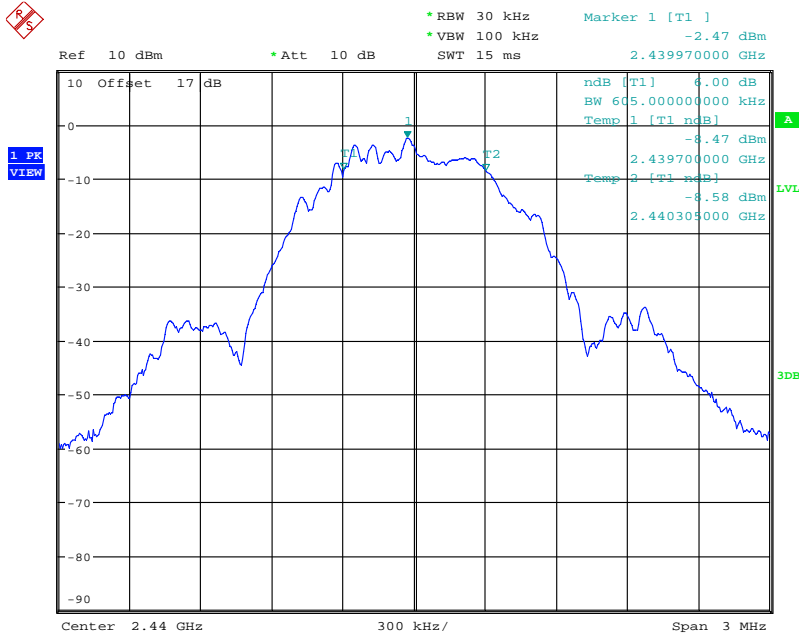


6DB BANDWIDTH BT4.0 CH00
 Date: 15.JUL.2013 20:23:30

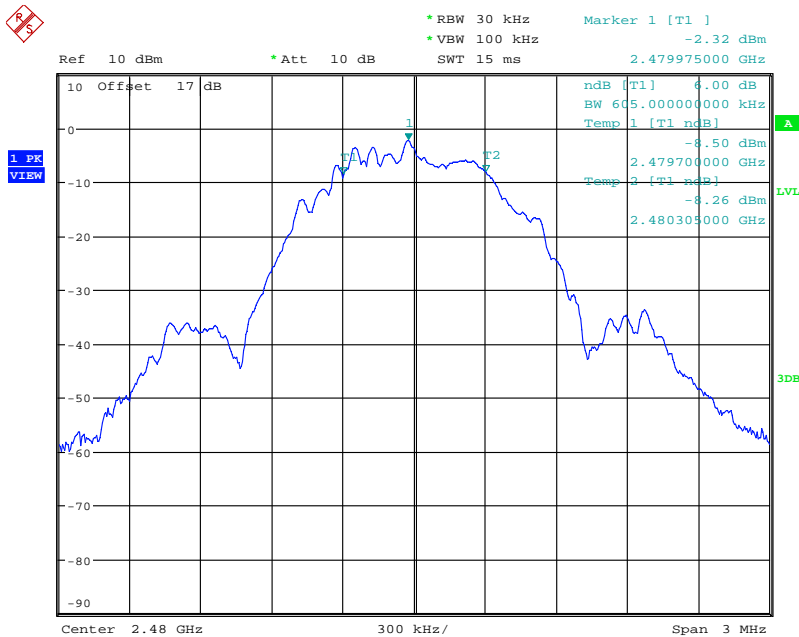


Worldwide Testing Services(Taiwan) Co., Ltd.

Registration number: W6M21306-13280-C-1
FCC ID: IR5DK10



6DB BANDWIDTH BT4.0 CH19
Date: 15.JUL.2013 20:24:32



6DB BANDWIDTH BT4.0 CH39
Date: 15.JUL.2013 20:25:16




Registration number: W6M21306-13280-C-1
FCC ID: IR5DK10

Limits:

Frequency Range MHz	Limits
902-928	min 500 kHz
2400-2483.5	min 500 kHz
5725-5850	min 500 kHz

Test equipment used: ETSTW-RE 055, ETSTW-RE 050



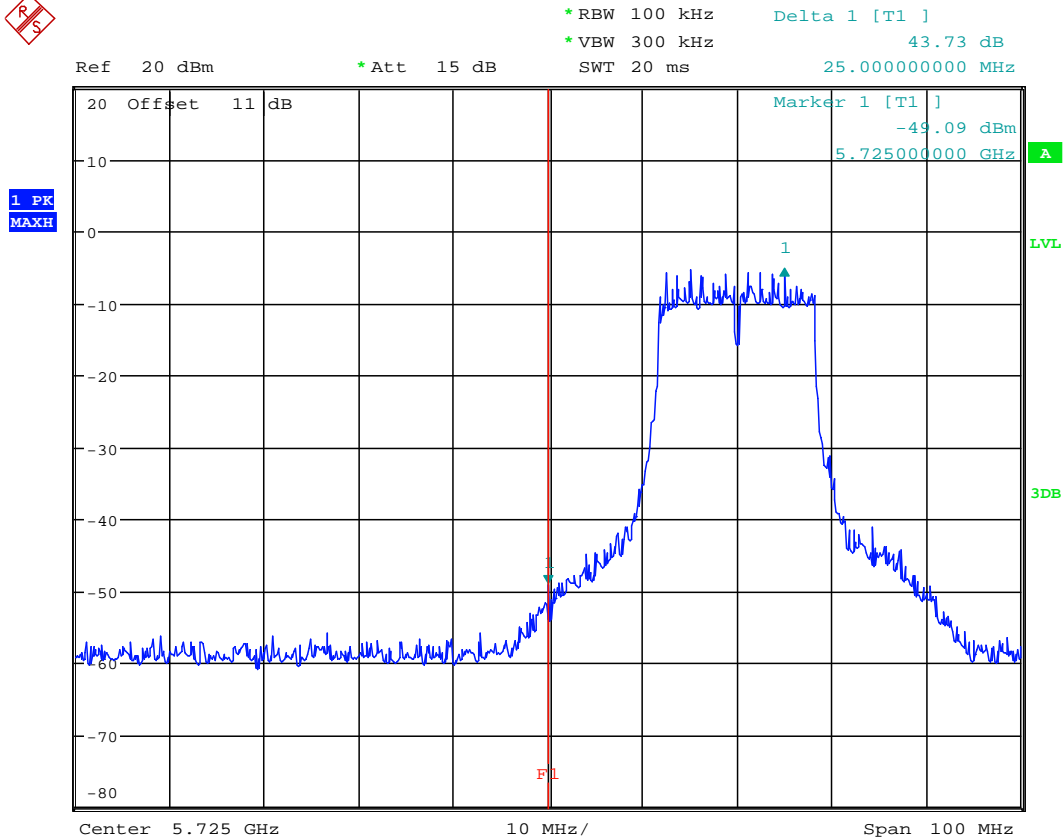
Registration number: W6M21306-13280-C-1
FCC ID: IR5DK10

3.10 Radiated Emission on the band edge

According to FCC rules part 15 subpart C §15.247(c) in any 100 kHz bandwidth outside the frequency band in which the intentional radiator is operating, the radio frequency power that is produced by the intentional radiator shall be at least 20dB below that in the 100 kHz bandwidth within the band that contains the highest level of the desired power, based on either an RF conducted or a radiated measurement. Attenuation below the general limits specified in § 15.209(a) is not required.


In addition radiated emission which fall in the restricted bands, as defined in section 15.205(a), must also with the radiated emission limits.

ANT A
Mode A

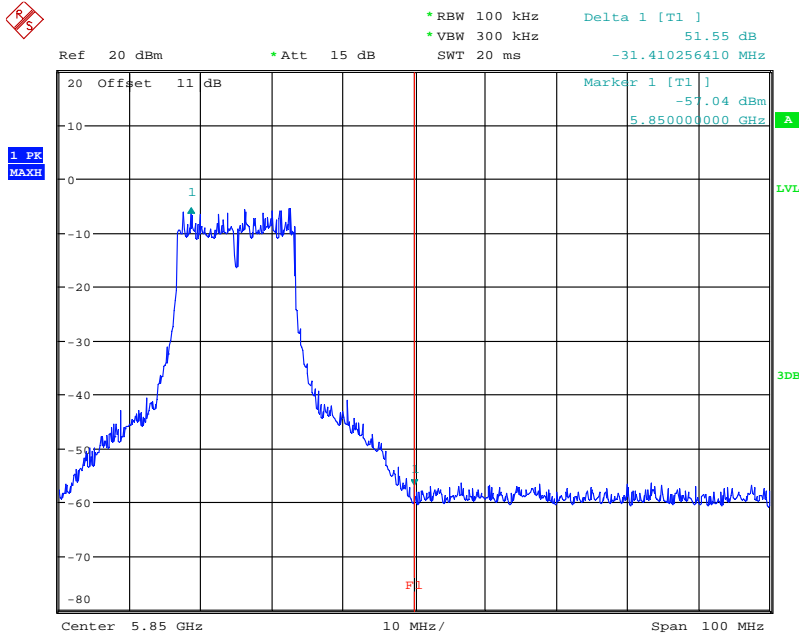


BANDEDGE 802.11A CH149

Date: 29.JUL.2013 11:37:08

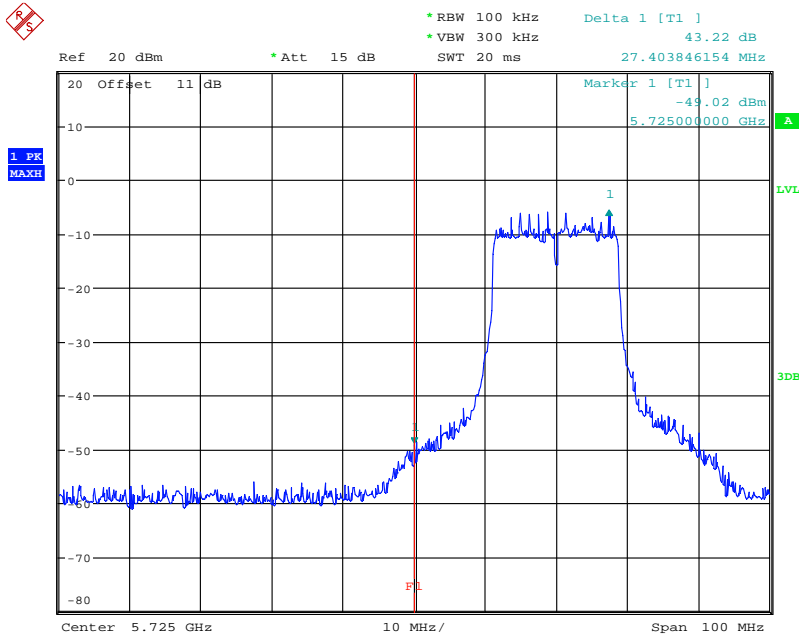


Registration number: W6M21306-13280-C-1
FCC ID: IR5DK10



BANDEDGE 802.11A CH165
Date: 29.JUL.2013 11:38:27

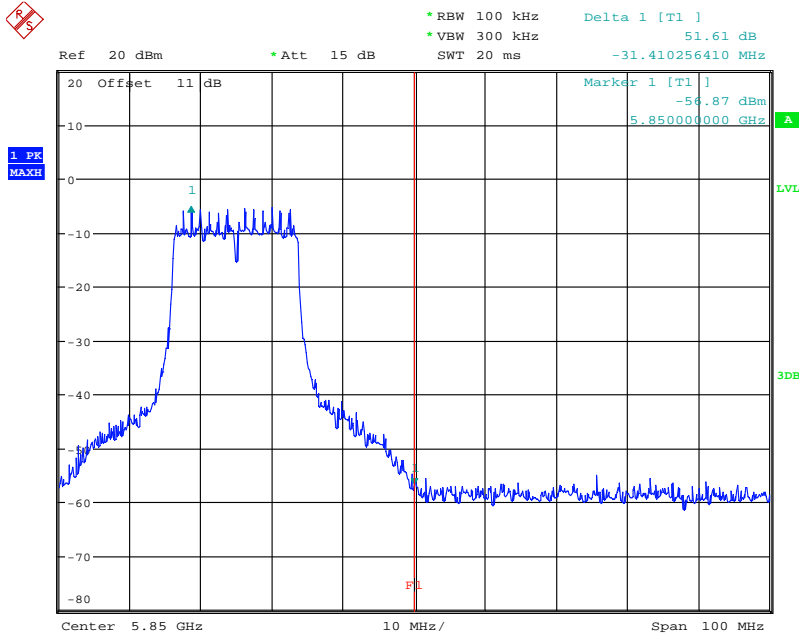
Mode B



BANDEDGE 802.11N 20MHZ CH149
Date: 29.JUL.2013 11:39:27

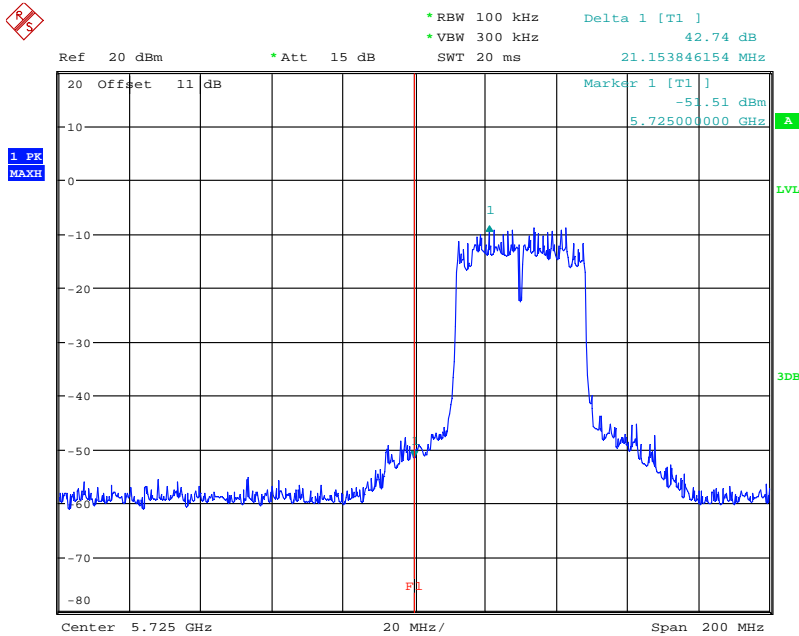


Registration number: W6M21306-13280-C-1
FCC ID: IR5DK10



BANDEDGE 802.11N 20MHZ CH165
Date: 29.JUL.2013 11:40:46

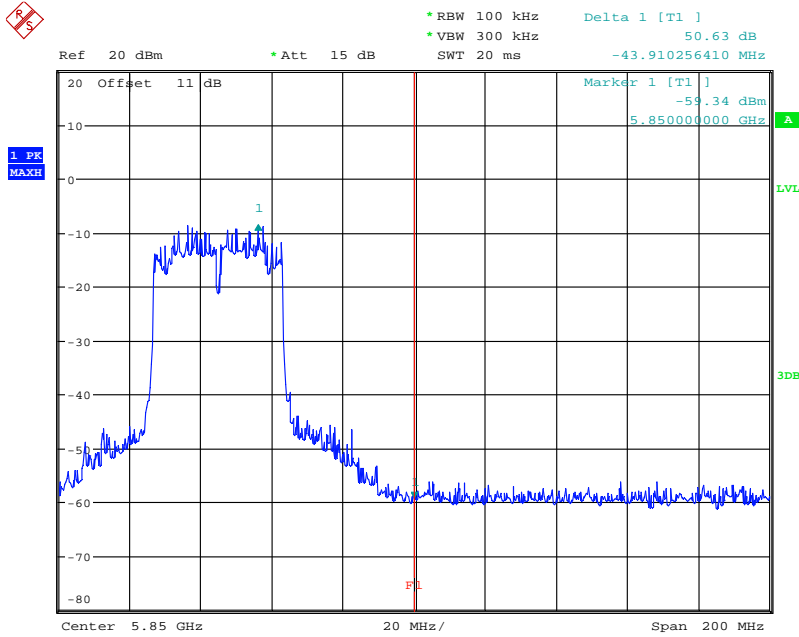
Mode C



BANDEDGE 802.11N 40MHZ CH151
Date: 29.JUL.2013 11:41:39

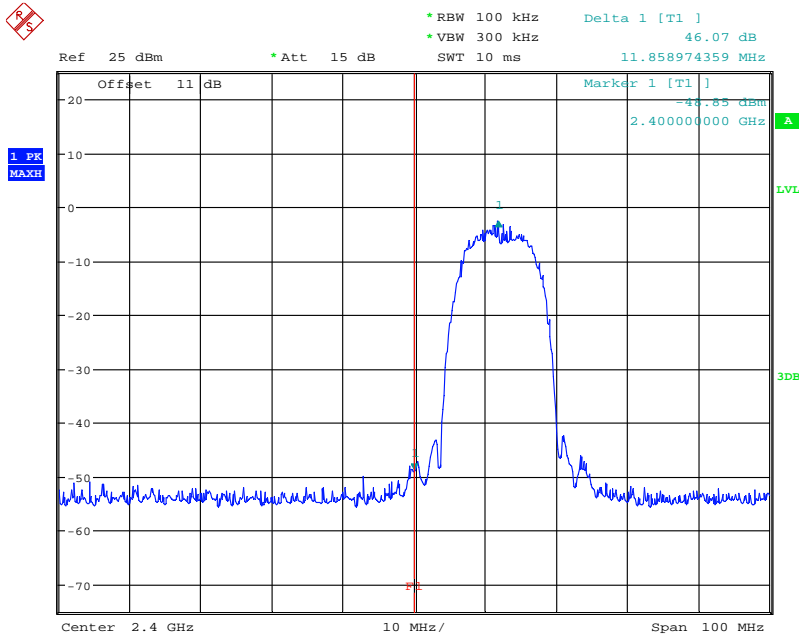


Registration number: W6M21306-13280-C-1
FCC ID: IR5DK10



BANDEDGE 802.11N 40MHZ CH159
Date: 29.JUL.2013 11:42:34

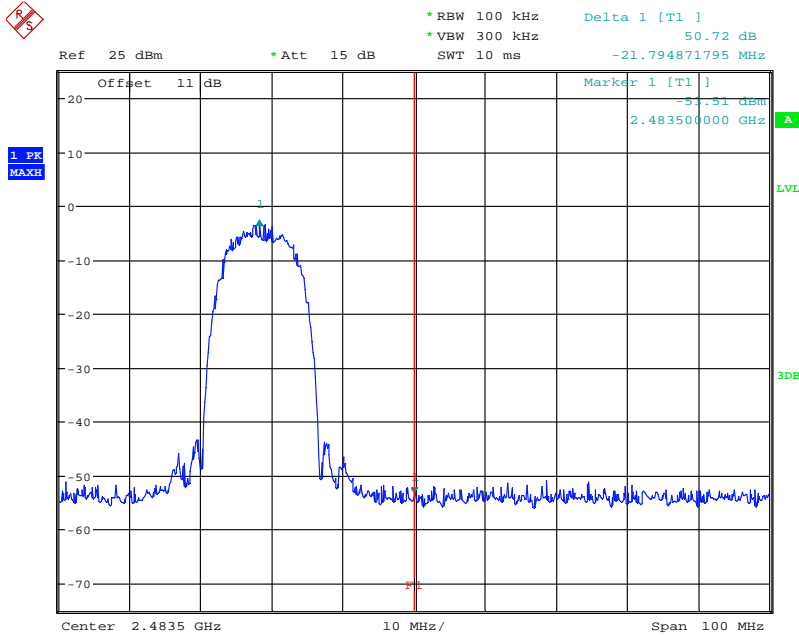
Mode D



BANDEDGE 802.11B CH01
Date: 17.JUL.2013 13:04:03

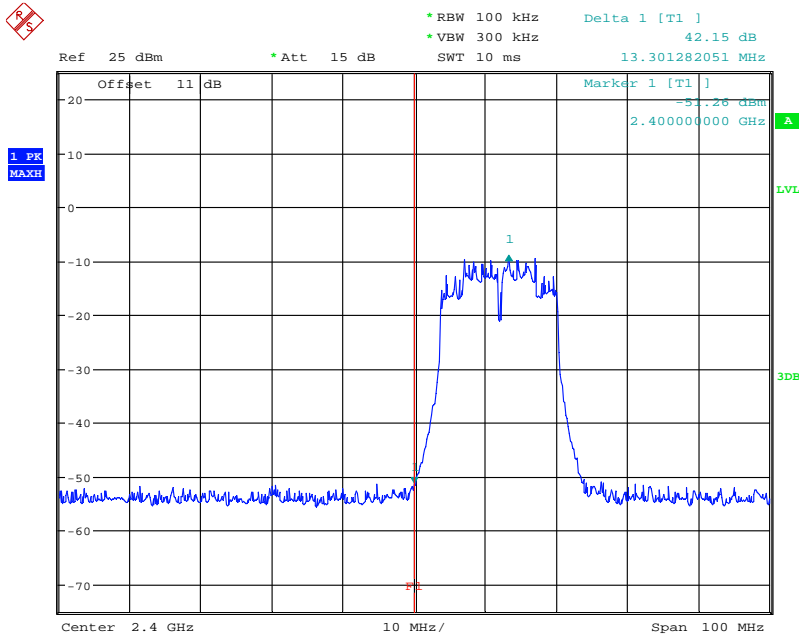


Registration number: W6M21306-13280-C-1
FCC ID: IR5DK10



BANDEDGE 802.11B CH11
Date: 17.JUL.2013 13:08:43

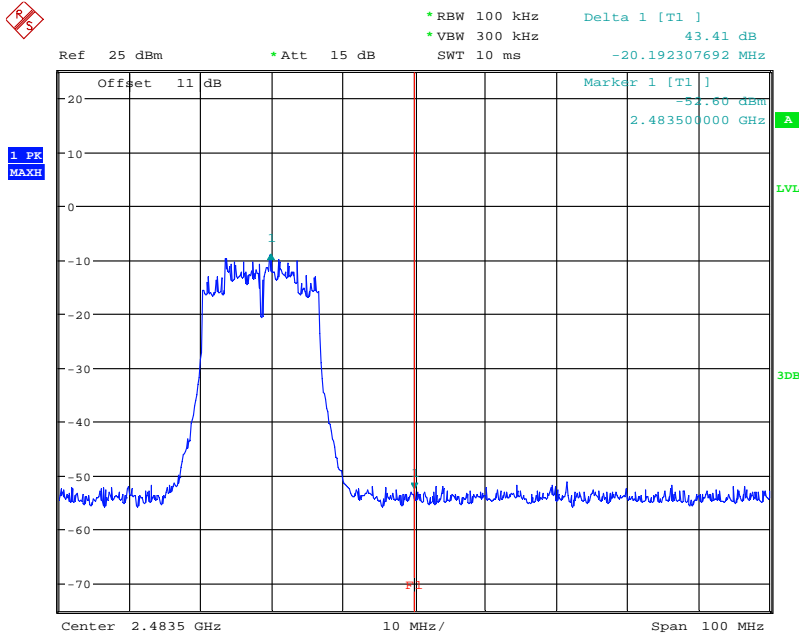
Mode E



BANDEDGE 802.11G CH01
Date: 17.JUL.2013 13:12:01

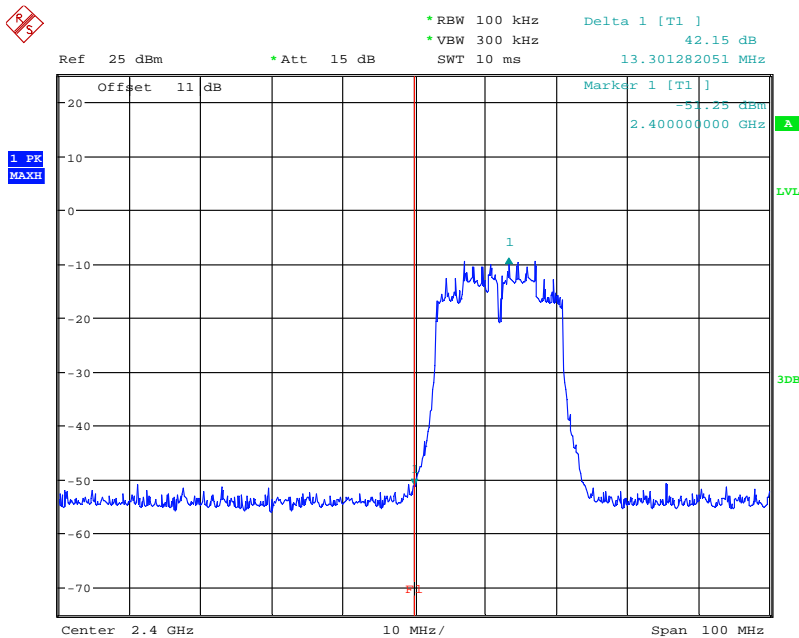


Registration number: W6M21306-13280-C-1
FCC ID: IR5DK10



BANDEDGE 802.11G CH11
Date: 17.JUL.2013 13:18:23

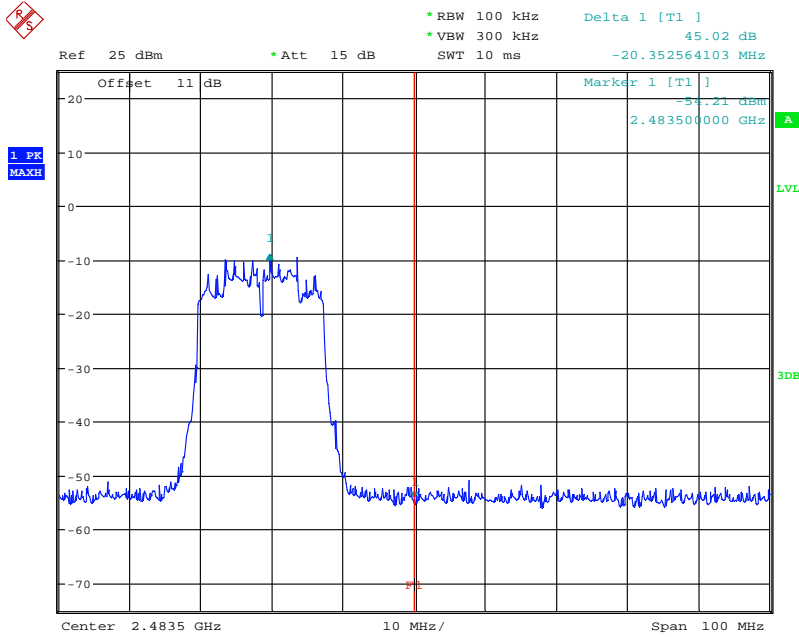
Mode F



BANDEDGE 802.11N 20MHZ CH01
Date: 17.JUL.2013 13:19:30

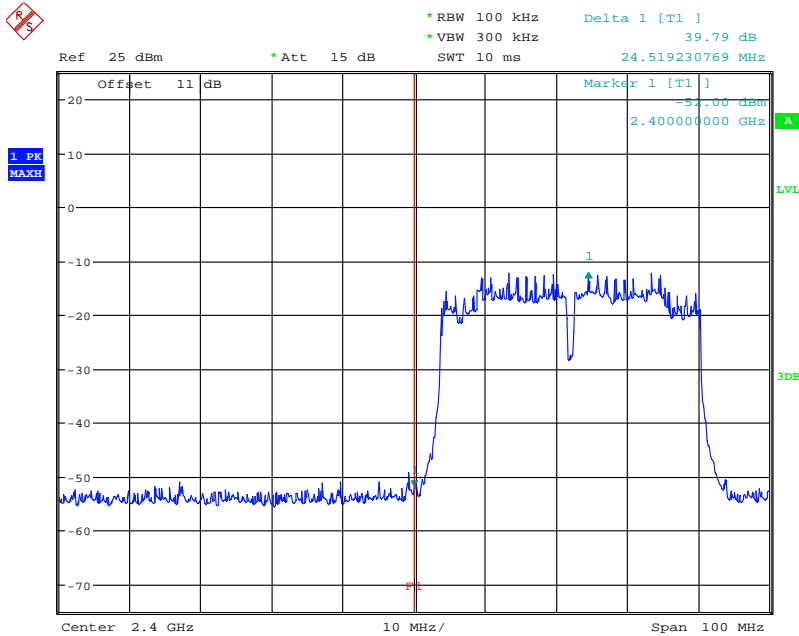


Registration number: W6M21306-13280-C-1
FCC ID: IR5DK10



BANDEDGE 802.11N 20MHZ CH11
Date: 17.JUL.2013 13:21:06

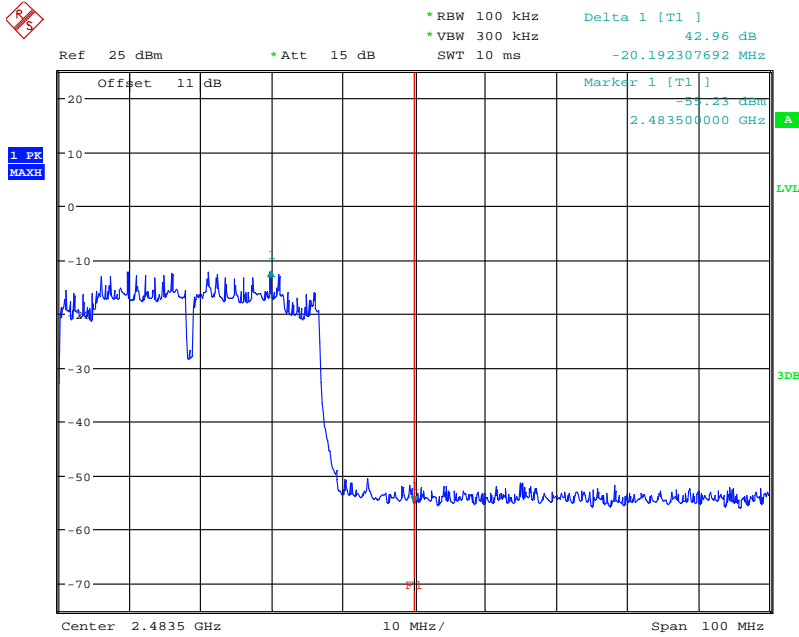
Mode G



BANDEDGE 802.11N 40MHZ CH01
Date: 17.JUL.2013 13:22:12

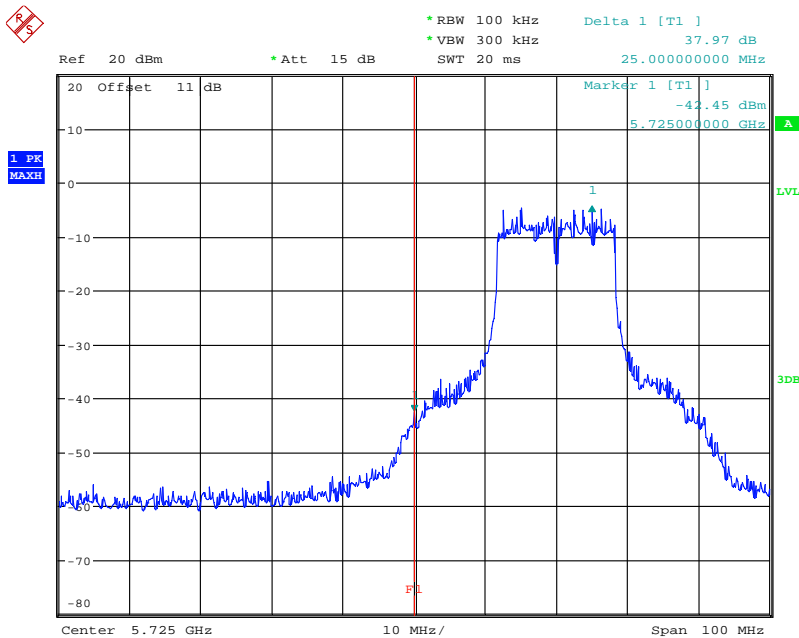


Registration number: W6M21306-13280-C-1
FCC ID: IR5DK10



BANDEDGE 802.11N 40MHZ CH07
Date: 17.JUL.2013 13:24:21

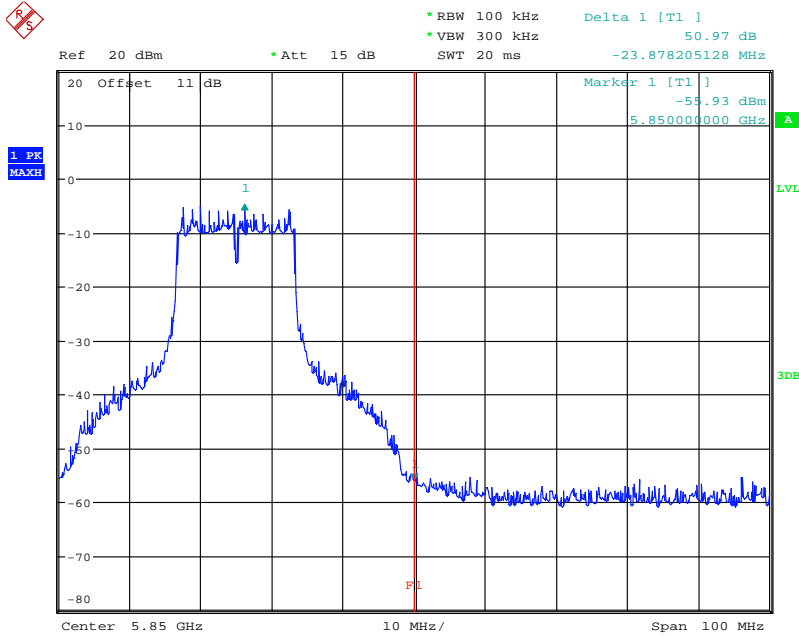
ANT B Mode A



BANDEDGE 802.11A CH149
Date: 16.JUL.2013 14:33:09

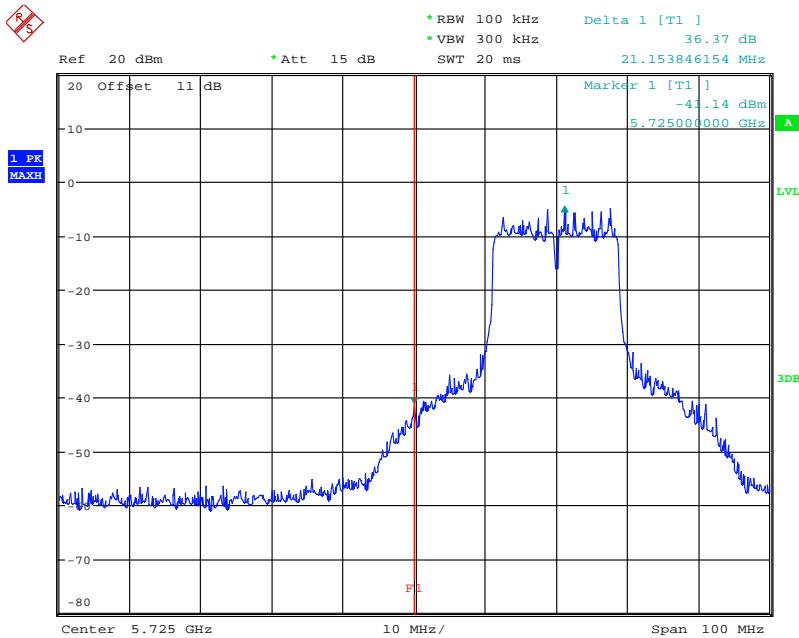


Registration number: W6M21306-13280-C-1
FCC ID: IR5DK10



BANDEDGE 802.11A CH165
Date: 16.JUL.2013 14:36:26

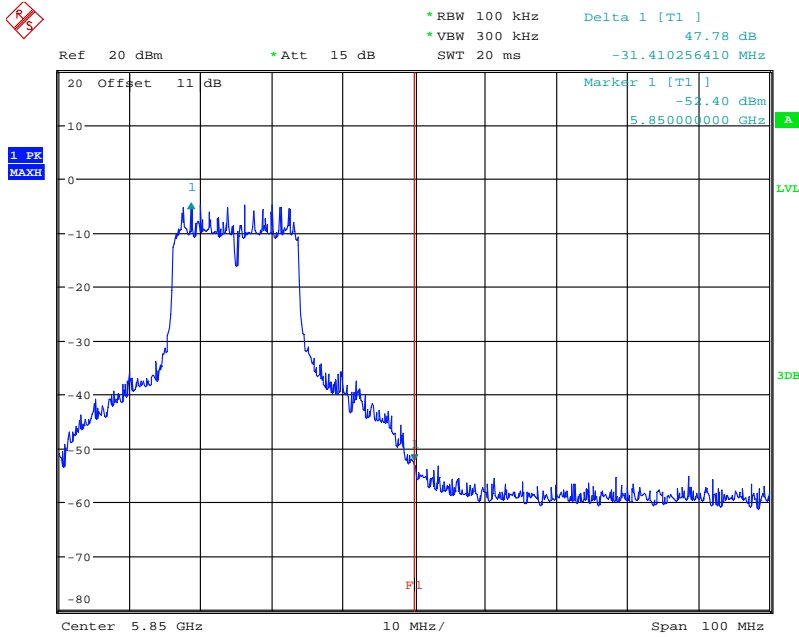
Mode B



BANDEDGE 802.11N 20MHZ CH149
Date: 16.JUL.2013 14:37:48

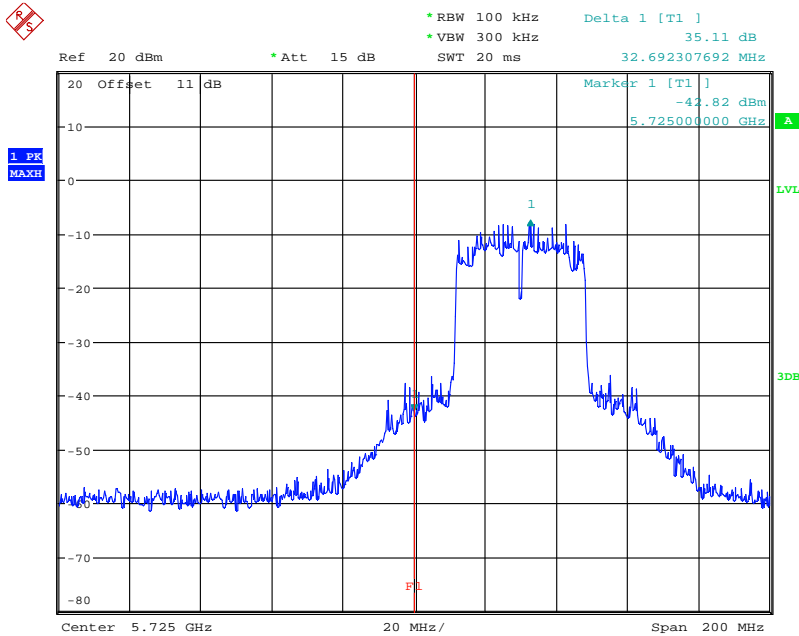


Registration number: W6M21306-13280-C-1
FCC ID: IR5DK10



BANDEDGE 802.11N 20MHZ CH165
Date: 16.JUL.2013 14:39:32

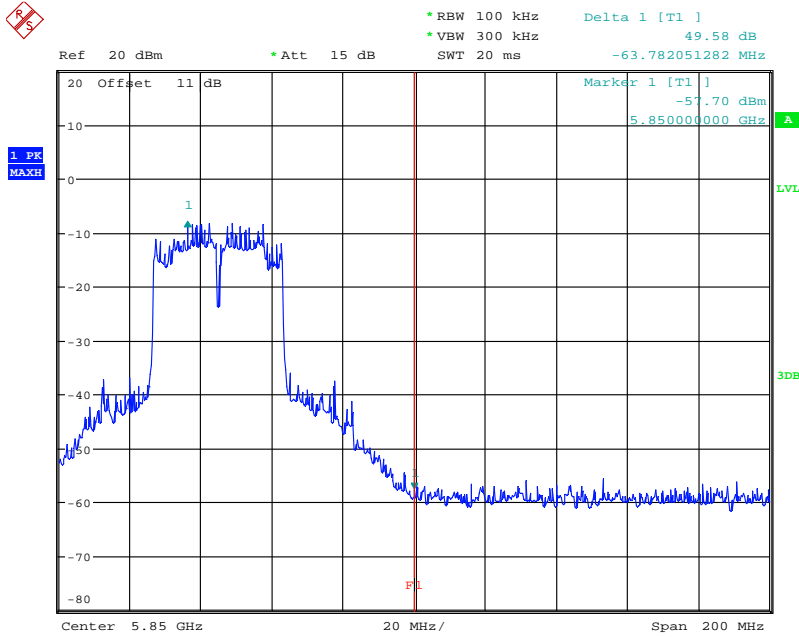
Mode C



BANDEDGE 802.11N 40MHZ CH151
Date: 16.JUL.2013 14:40:52

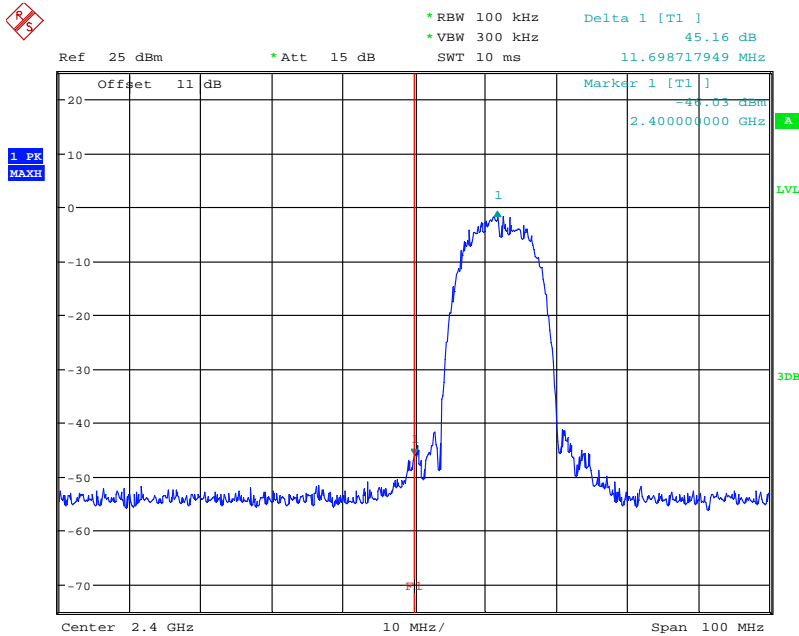


Registration number: W6M21306-13280-C-1
FCC ID: IR5DK10



BANDEDGE 802.11N 40MHZ CH159
Date: 16.JUL.2013 14:41:48

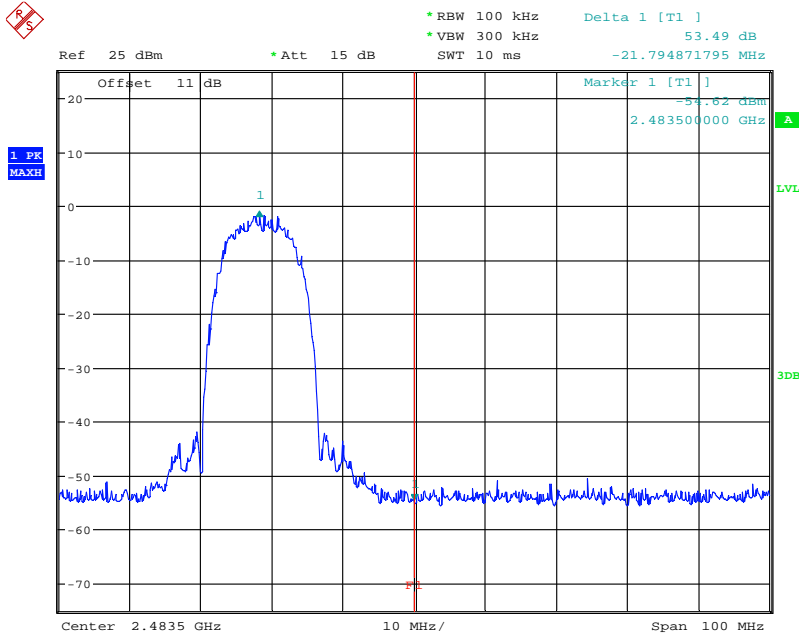
Mode D



BANDEDGE 802.11B CH01
Date: 16.JUL.2013 12:13:10

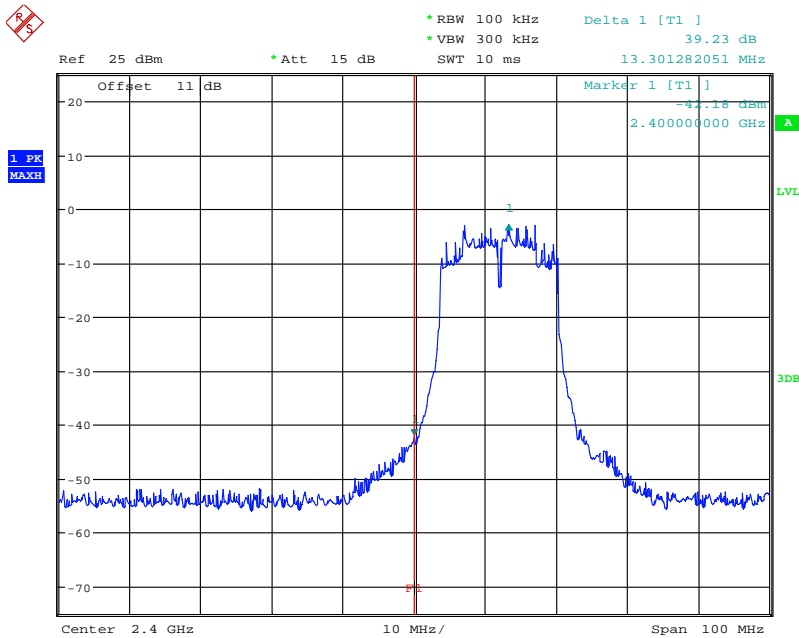


Registration number: W6M21306-13280-C-1
FCC ID: IR5DK10



BANDEDGE 802.11B CH11
Date: 16.JUL.2013 12:14:29

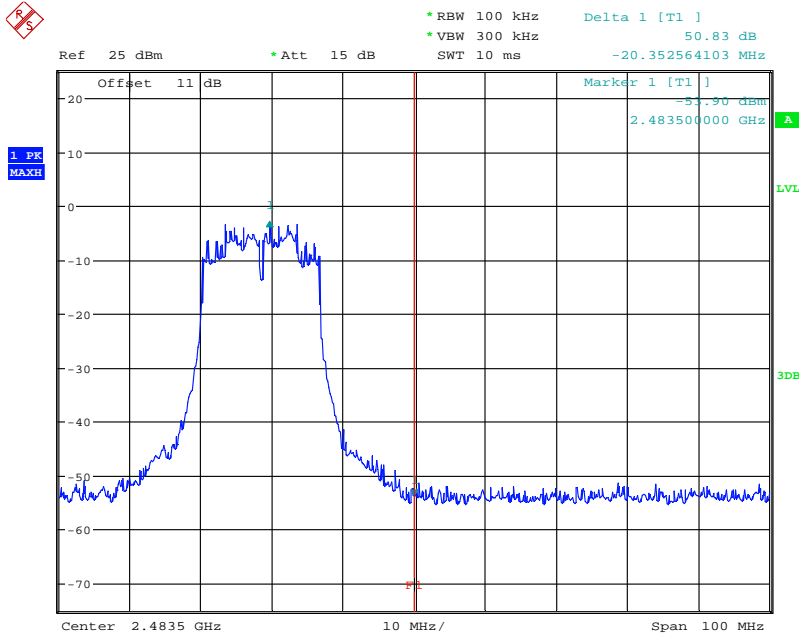
Mode E



BANDEDGE 802.11G CH01
Date: 16.JUL.2013 12:18:04

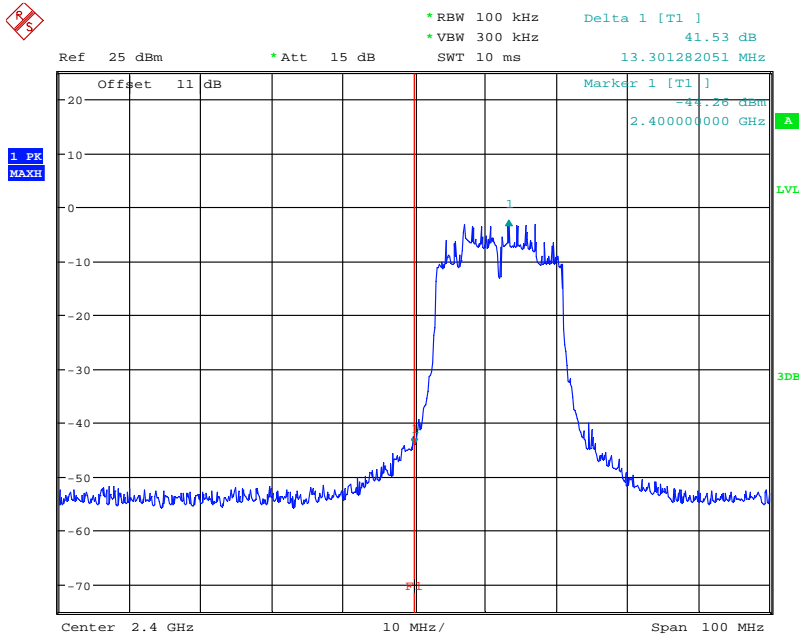


Registration number: W6M21306-13280-C-1
FCC ID: IR5DK10



BANDEDGE 802.11G CH11
Date: 16.JUL.2013 12:20:11

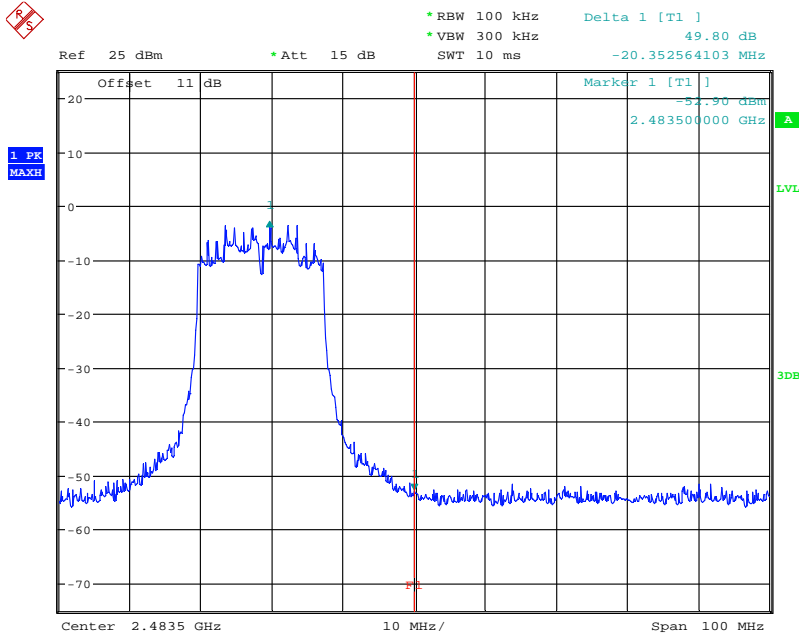
Mode F



BANDEDGE 802.11N 20MHZ CH01
Date: 16.JUL.2013 12:21:11

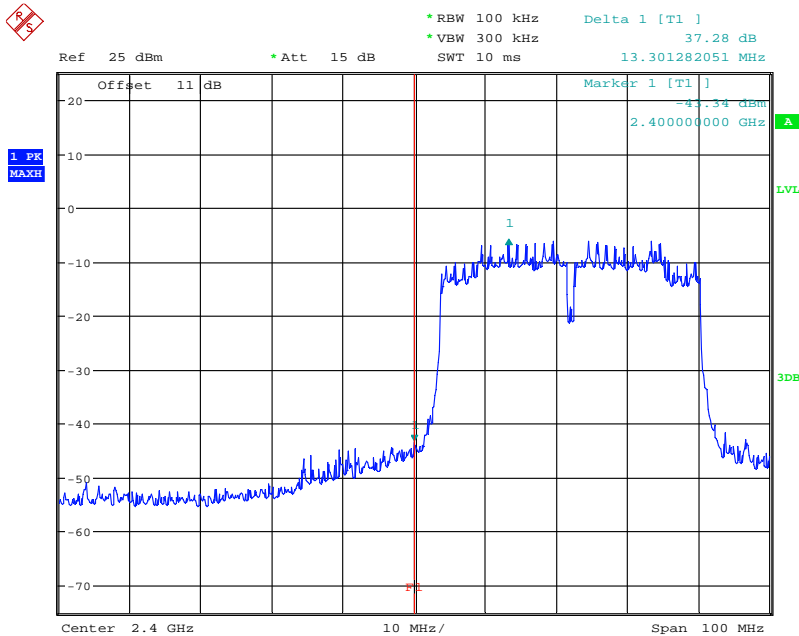


Registration number: W6M21306-13280-C-1
FCC ID: IR5DK10



BANDEDGE 802.11N 20MHZ CH11
Date: 16.JUL.2013 12:22:31

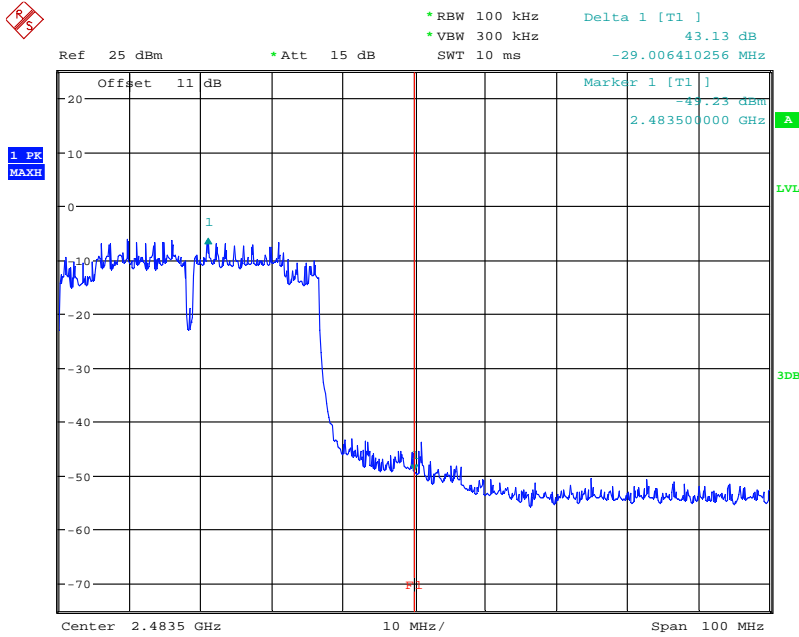
Mode G



BANDEDGE 802.11N 40MHZ CH01
Date: 16.JUL.2013 12:23:53

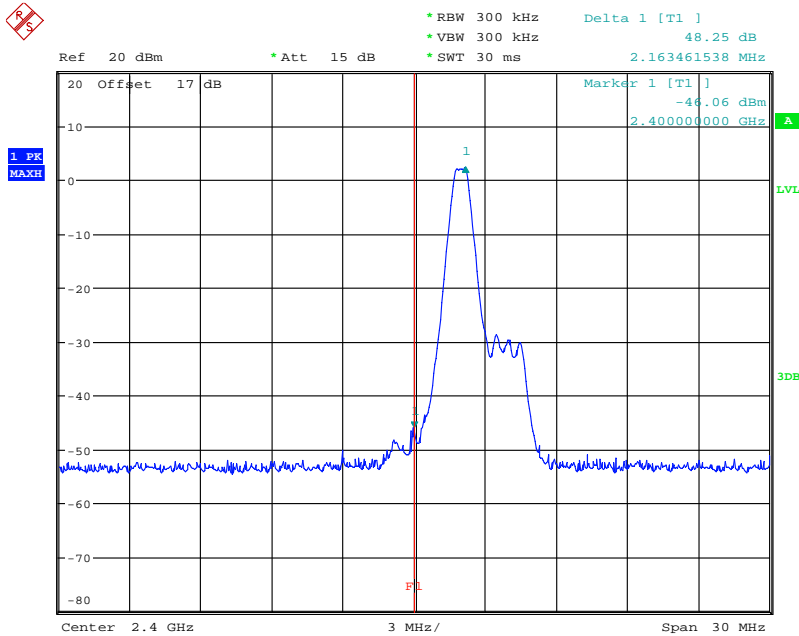


Registration number: W6M21306-13280-C-1
FCC ID: IR5DK10



BANDEDGE 802.11N 40MHZ CH07
Date: 16.JUL.2013 12:25:25

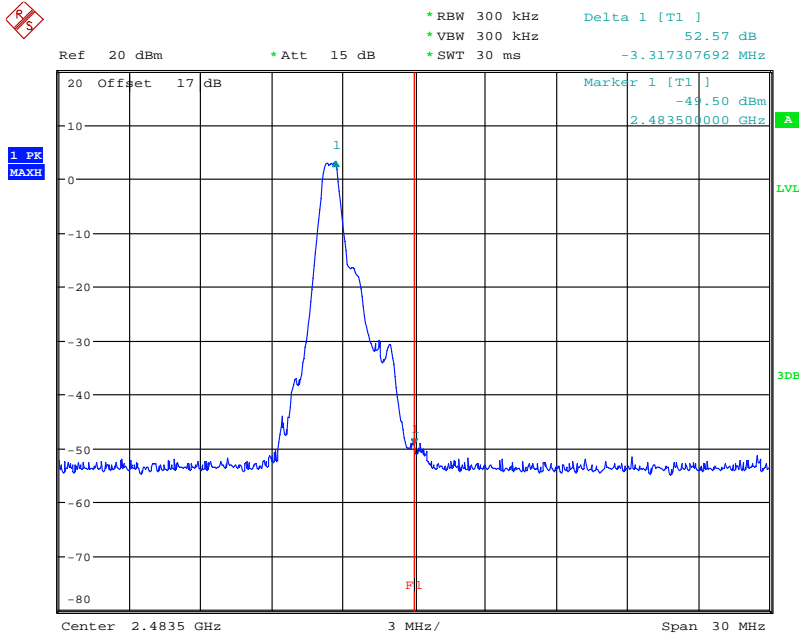
Mode H



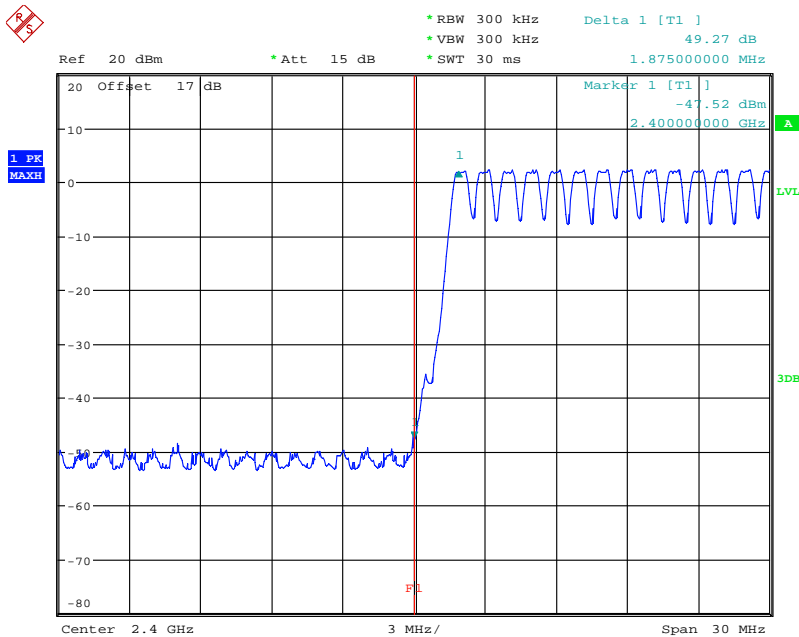
BANDEDGE CH0
Date: 16.JUL.2013 13:42:00



Registration number: W6M21306-13280-C-1
FCC ID: IR5DK10



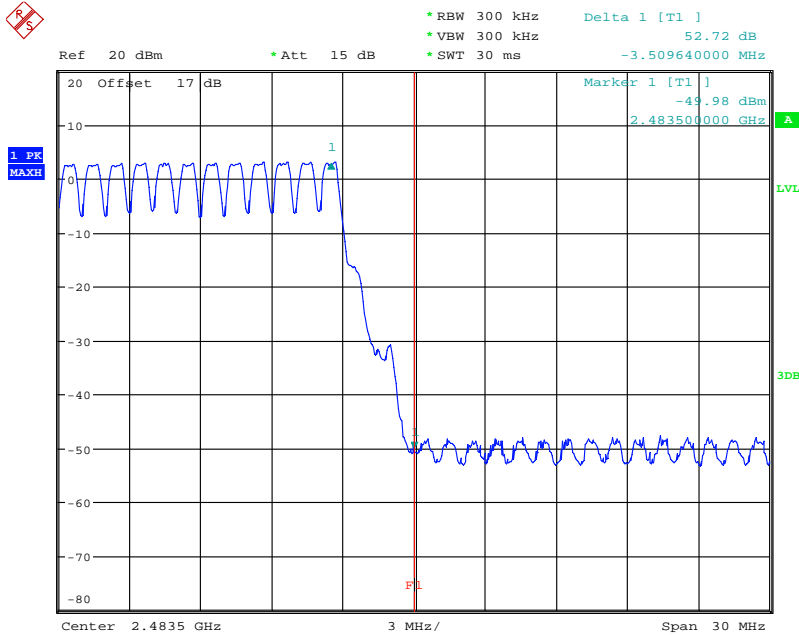
BANDEDGE CH78
Date: 16.JUL.2013 13:44:16



BANDEDGE CH0 HOPPING MODE
Date: 16.JUL.2013 13:46:01

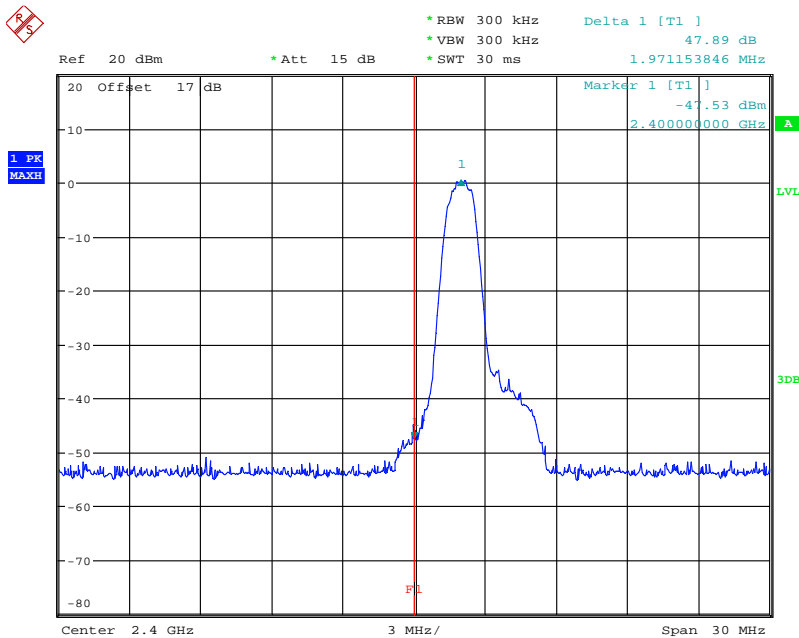


Registration number: W6M21306-13280-C-1
FCC ID: IR5DK10



BANDEDGE CH78 HOPPING MODE
Date: 16.JUL.2013 13:46:40

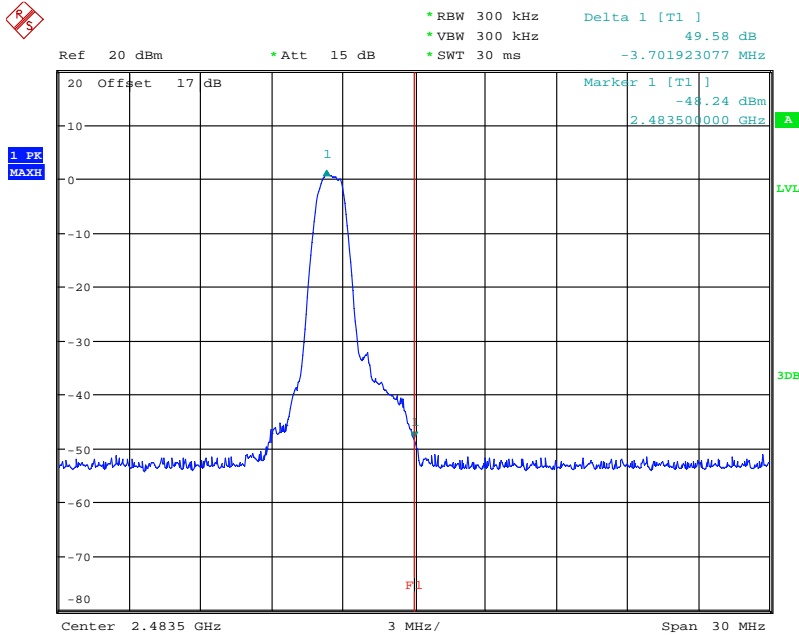
Mode I



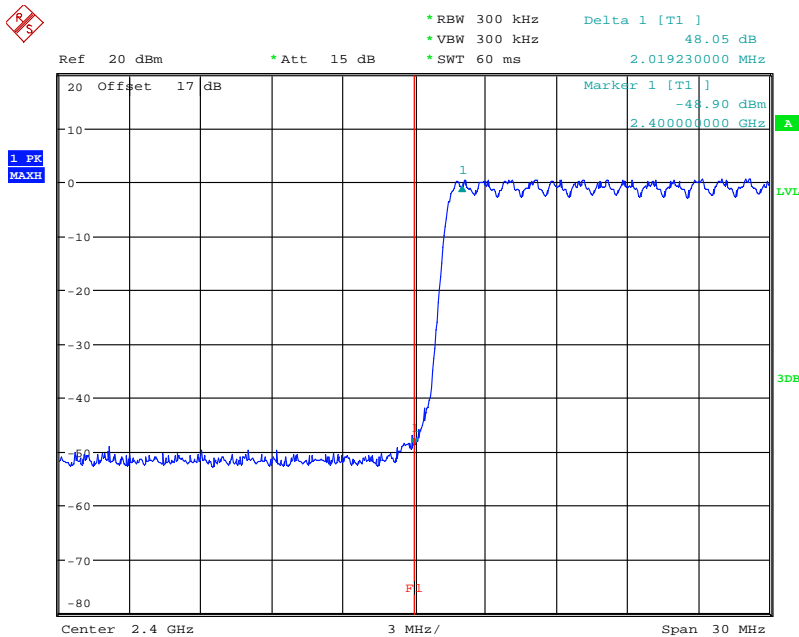
BANDEDGE CH0 EDR MODE
Date: 16.JUL.2013 13:52:32



Registration number: W6M21306-13280-C-1
FCC ID: IR5DK10



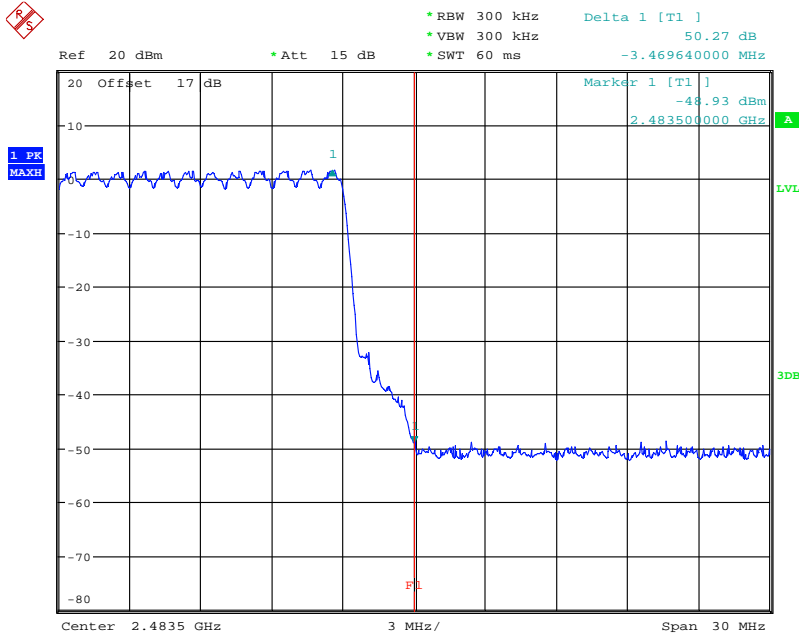
BANDEDGE CH78 EDR MODE
Date: 16.JUL.2013 13:54:44



BANDEDGE CH0 EDR HOPPING MODE
Date: 16.JUL.2013 13:57:12

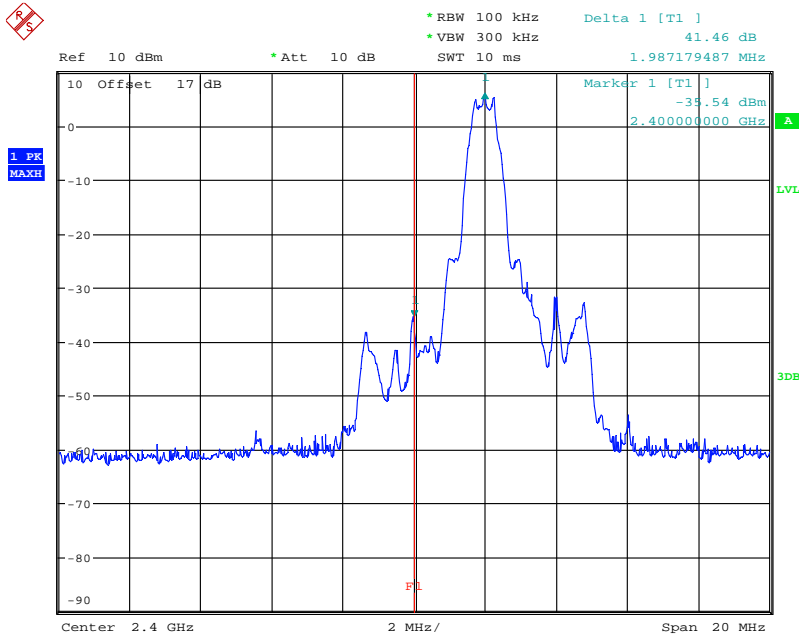


Registration number: W6M21306-13280-C-1
FCC ID: IR5DK10



BANDEDGE CH78 EDR HOPPING MODE
Date: 16.JUL.2013 13:58:56

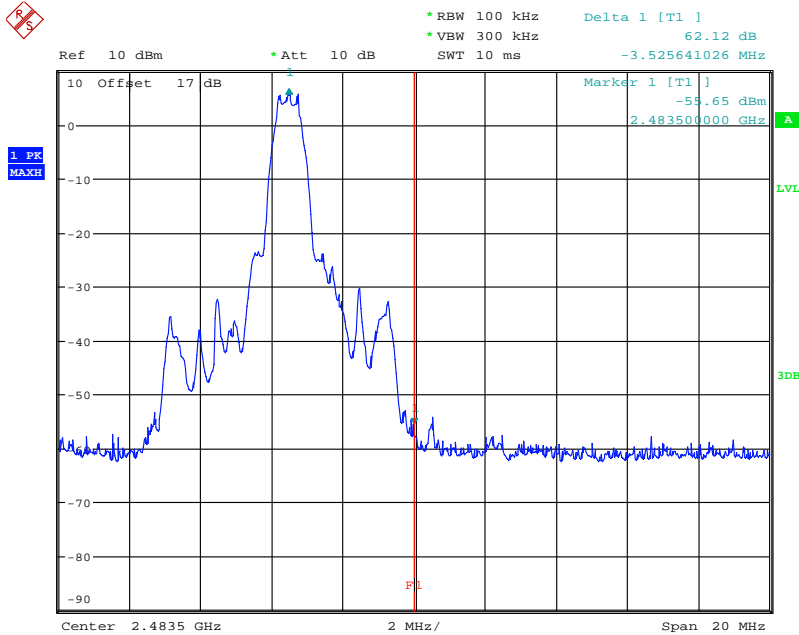
Mode J



BANDEDGE BT4.0 CH00
Date: 16.JUL.2013 14:02:04



Registration number: W6M21306-13280-C-1
 FCC ID: IR5DK10



BANDEDGE BT4.0 CH39
 Date: 16.JUL.2013 14:04:18

Limit:

Frequency Range / MHz	Limit
902 - 928	- 20 dB
2400 - 2483.5	
5725 - 5850	

Test equipment used: ETSTW-RE 055, ETSTW-RE 050, ETSTW-RE 064

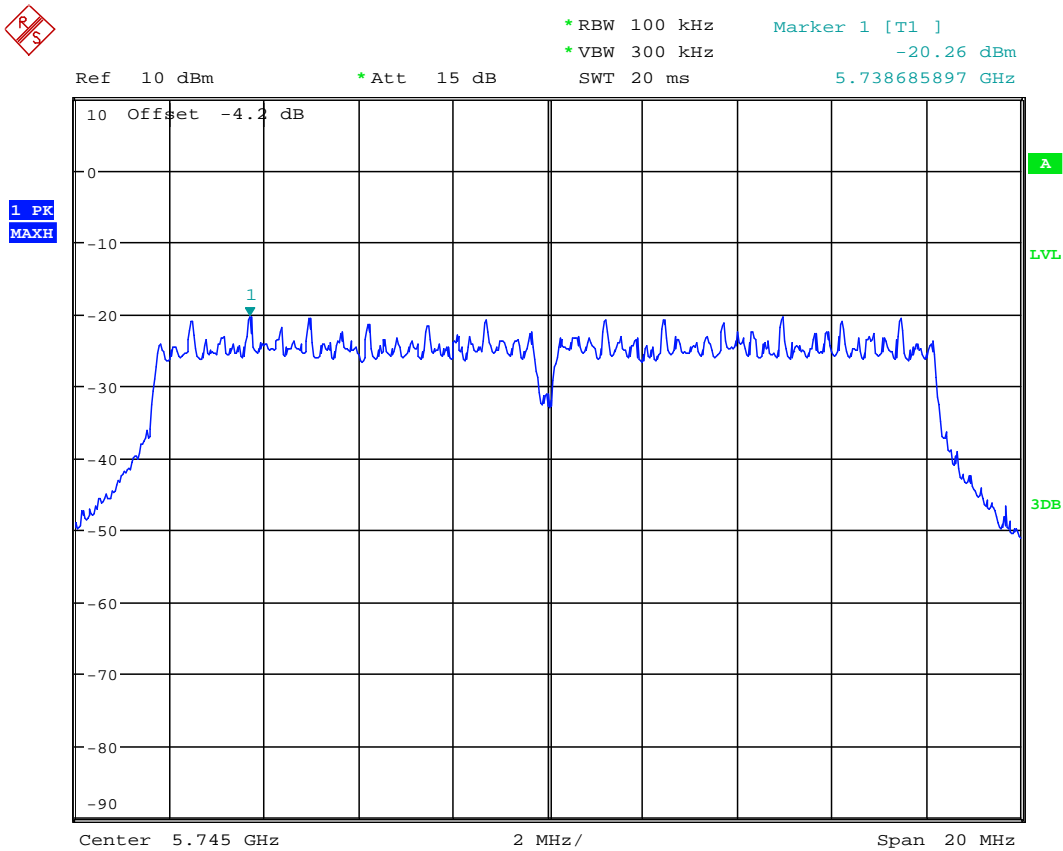


Registration number: W6M21306-13280-C-1
FCC ID: IR5DK10

3.11 Peak Power Spectral Density

Peak Power Spectral density is a measured at low, middle and high channel.
The peak output power is measured with a measurement bandwidth of 10 MHz and displayed on diagram together with Peak Power Spectral Density result which was measured with a bandwidth of 3 kHz, appreciate frequency span and sweep time.

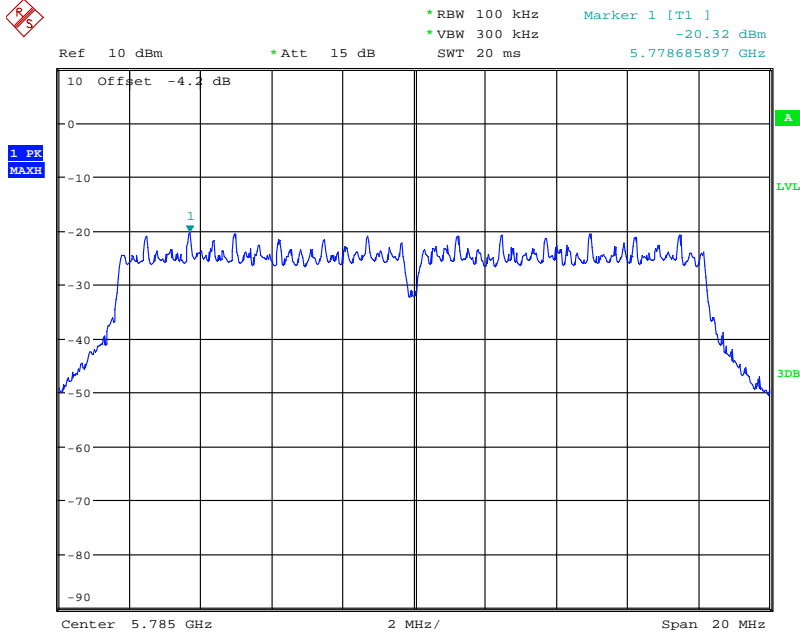
ANT A
Mode A



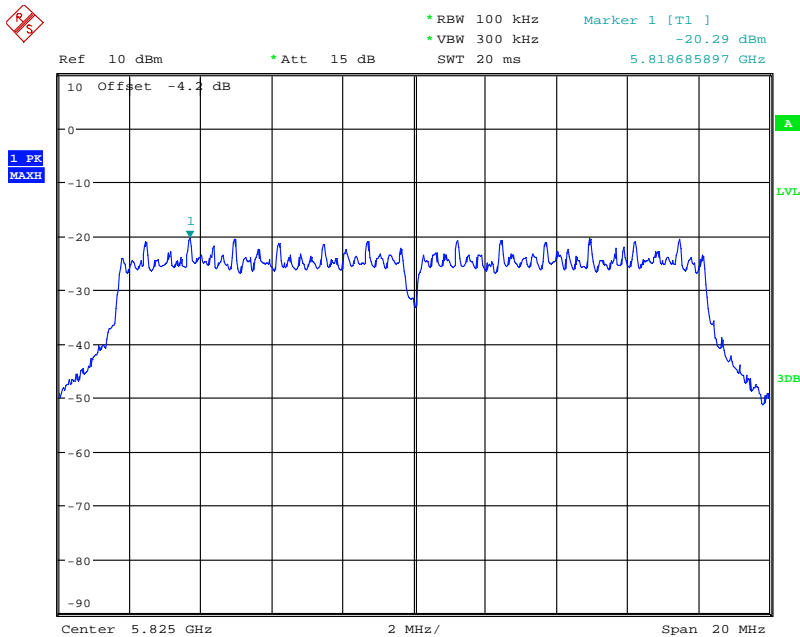
POWER DENSITY 802.11A CH149
Date: 29.JUL.2013 11:37:02



Registration number: W6M21306-13280-C-1
FCC ID: IR5DK10



POWER DENSITY 802.11A CH157
Date: 29.JUL.2013 11:37:42

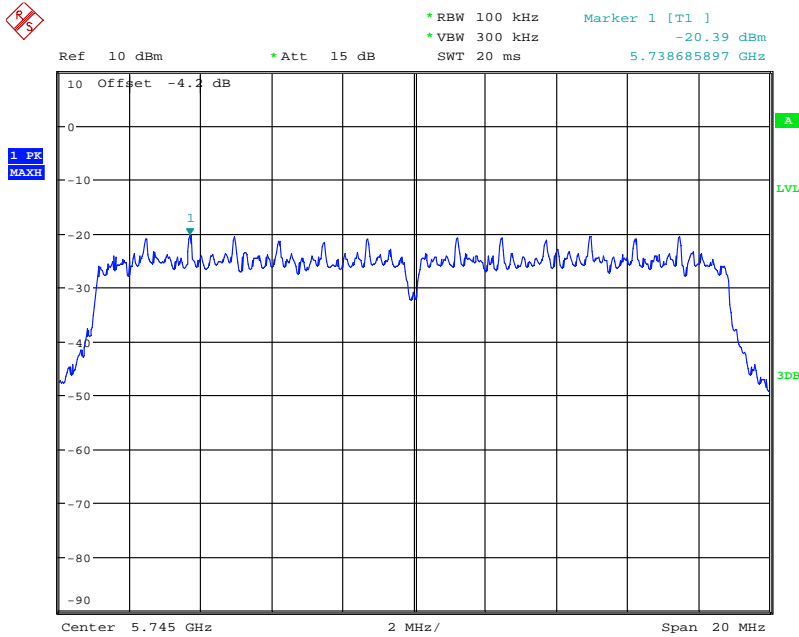


POWER DENSITY 802.11A CH165
Date: 29.JUL.2013 11:38:22

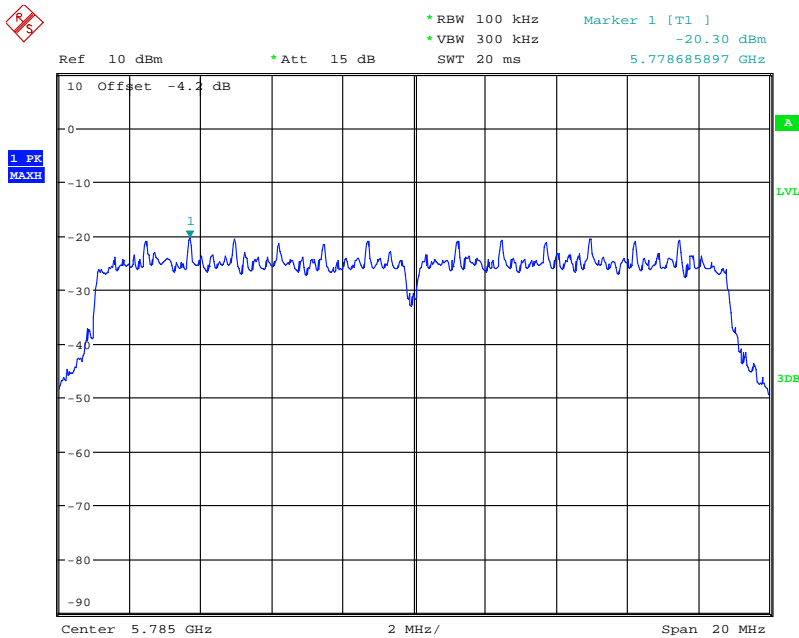


Registration number: W6M21306-13280-C-1
FCC ID: IR5DK10

Mode B



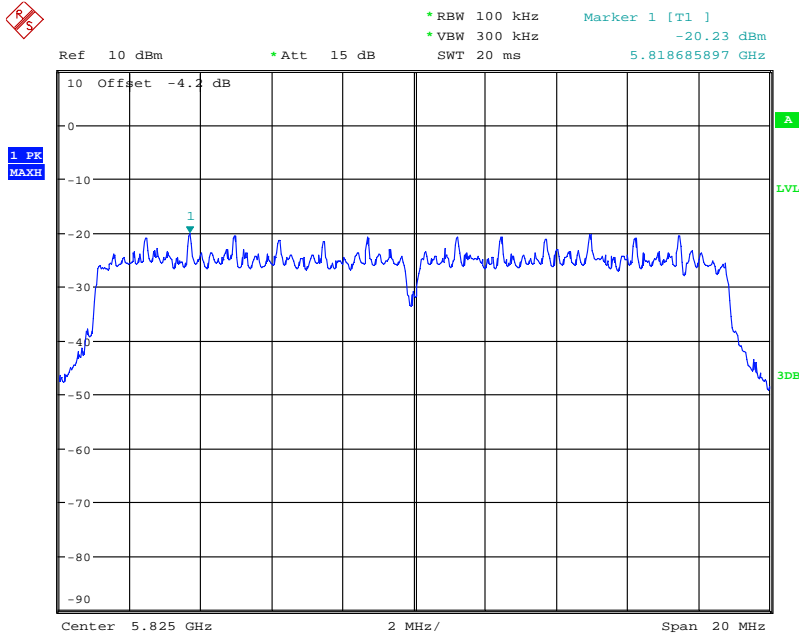
POWER DENSITY 802.11N 20MHZ CH149
Date: 29.JUL.2013 11:39:22



POWER DENSITY 802.11N 20MHZ CH157
Date: 29.JUL.2013 11:40:06

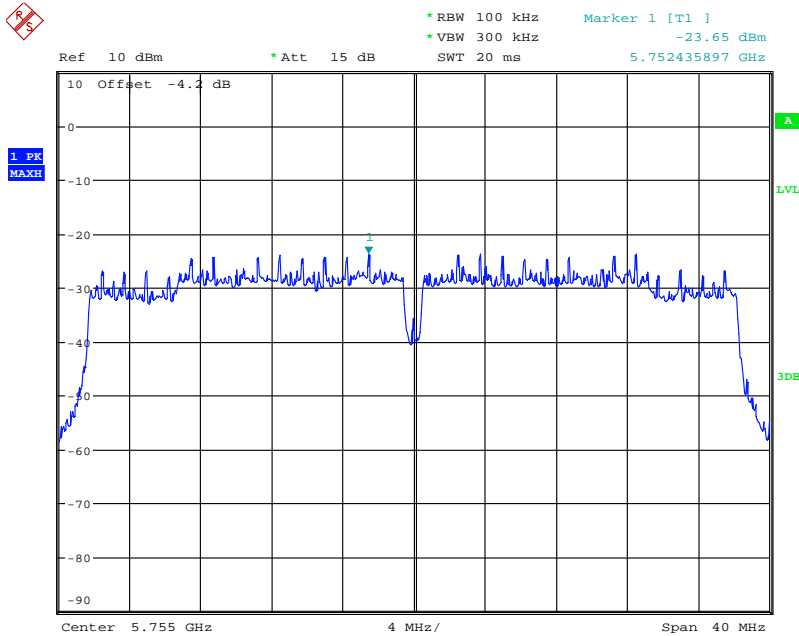


Registration number: W6M21306-13280-C-1
FCC ID: IR5DK10



POWER DENSITY 802.11N 20MHZ CH165
Date: 29.JUL.2013 11:40:40

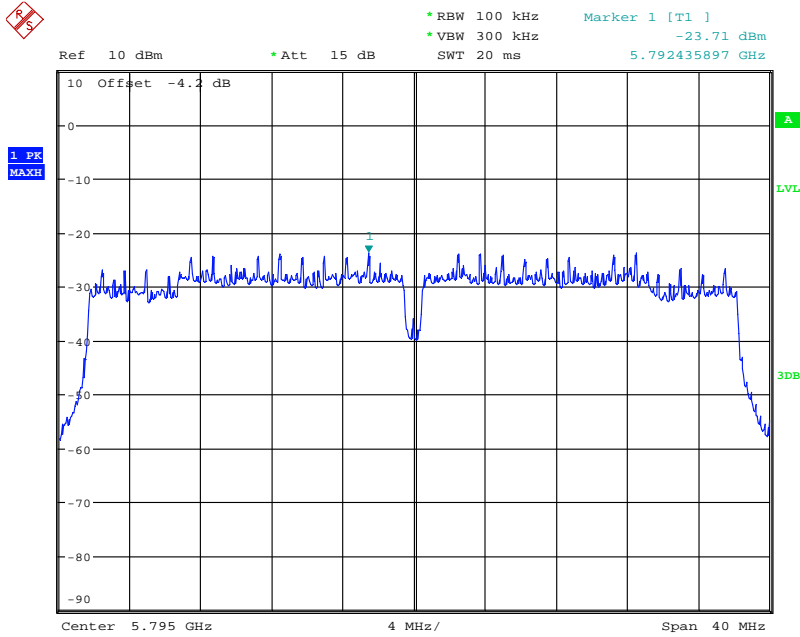
Mode C



POWER DENSITY 802.11N 40MHZ CH151
Date: 29.JUL.2013 11:41:32

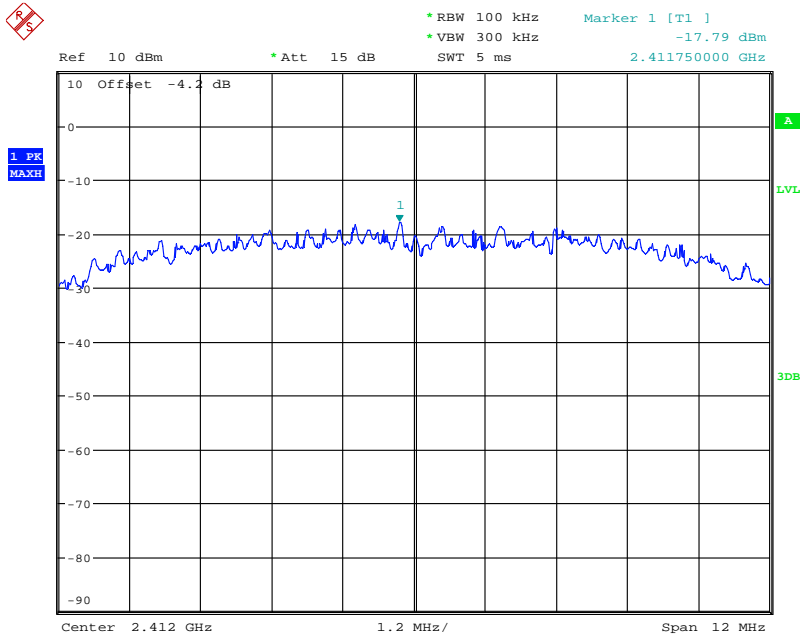


Registration number: W6M21306-13280-C-1
FCC ID: IR5DK10



POWER DENSITY 802.11N 40MHZ CH159
Date: 29.JUL.2013 11:42:28

Mode D

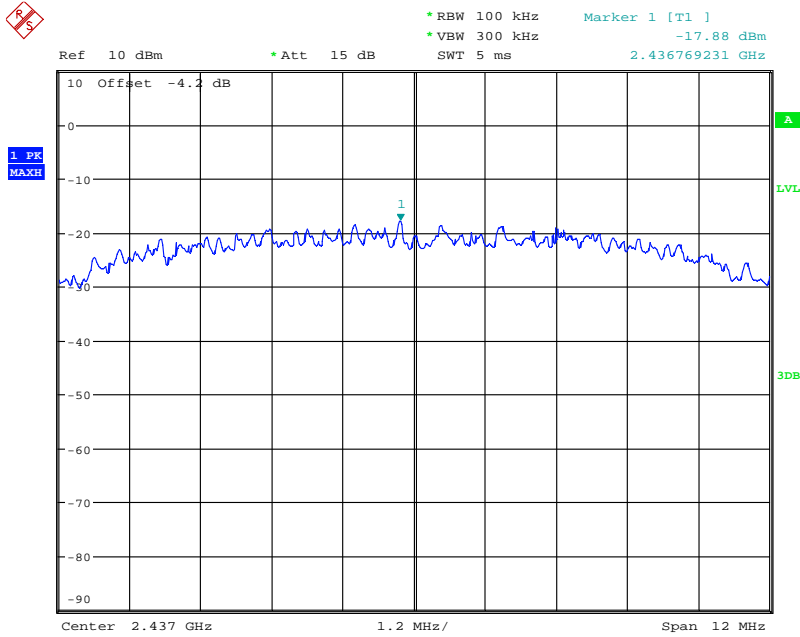


POWER DENSITY 802.11B CH01
Date: 17.JUL.2013 13:03:56

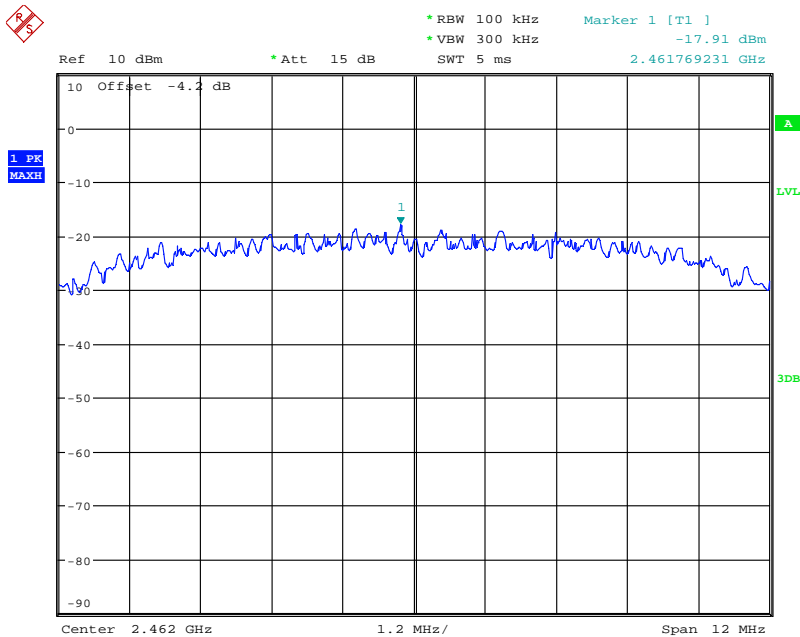


Worldwide Testing Services(Taiwan) Co., Ltd.

Registration number: W6M21306-13280-C-1
FCC ID: IR5DK10



POWER DENSITY 802.11B CH06
Date: 17.JUL.2013 13:06:53

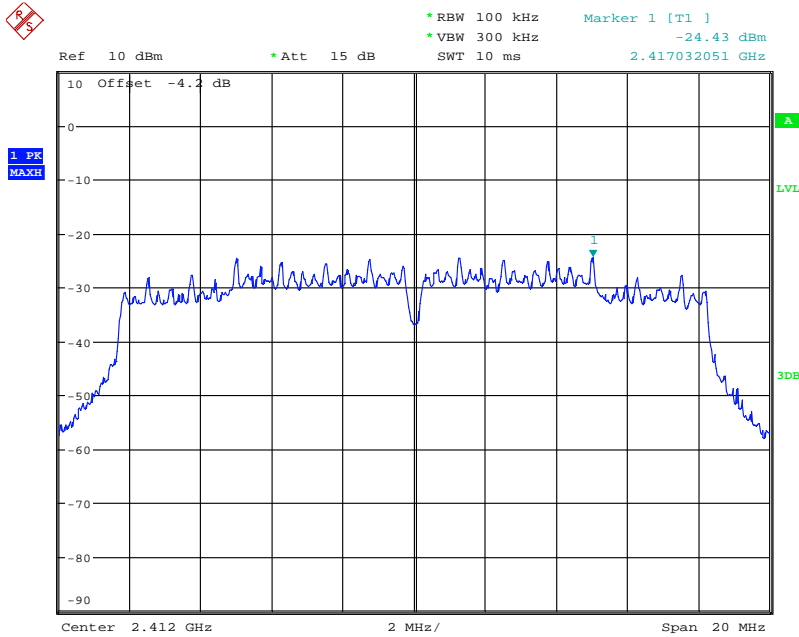


POWER DENSITY 802.11B CH11
Date: 17.JUL.2013 13:08:37

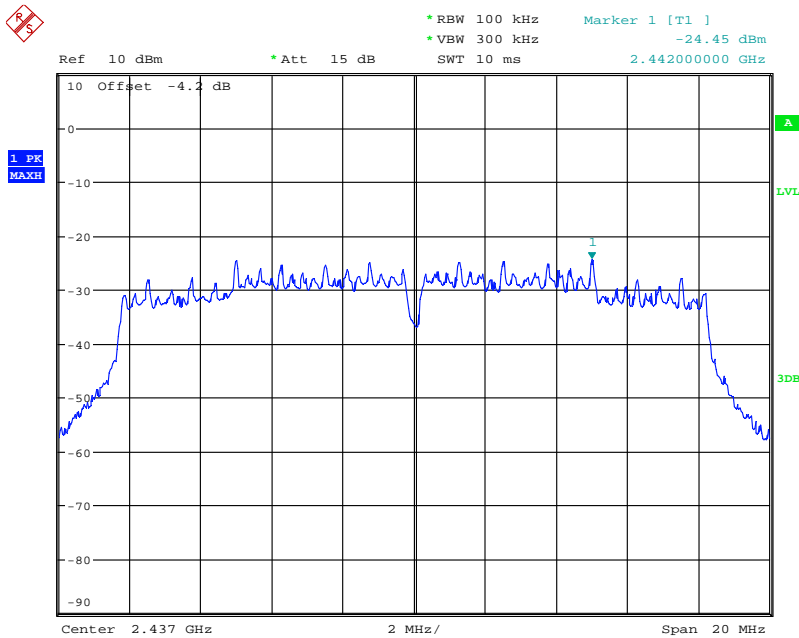


Registration number: W6M21306-13280-C-1
FCC ID: IR5DK10

Mode E



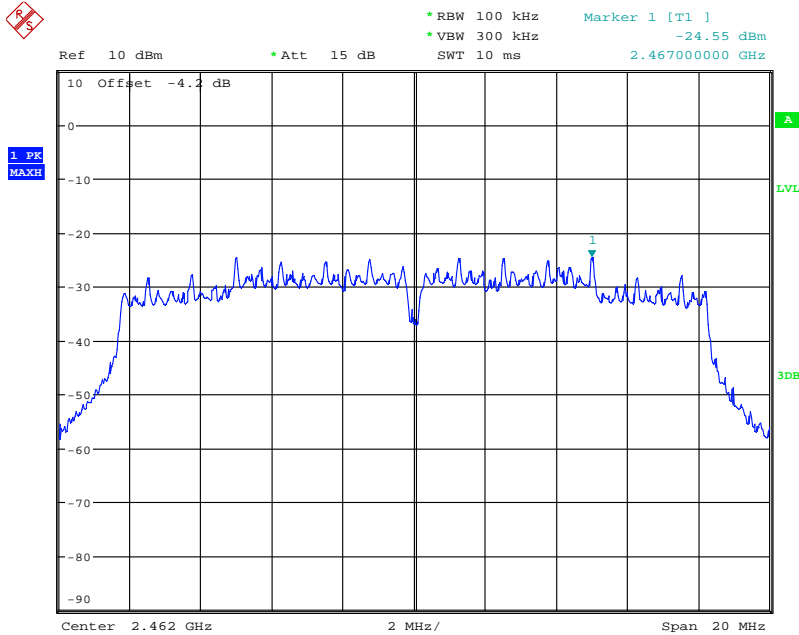
POWER DENSITY 802.11G CH01
Date: 17.JUL.2013 13:11:54



POWER DENSITY 802.11G CH06
Date: 17.JUL.2013 13:15:39

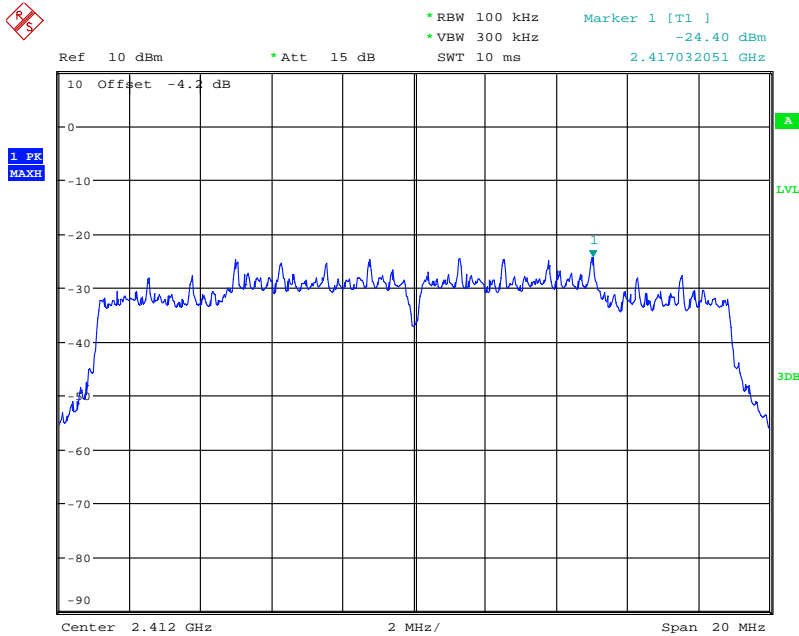


Registration number: W6M21306-13280-C-1
FCC ID: IR5DK10



POWER DENSITY 802.11G CH11
Date: 17.JUL.2013 13:18:17

Mode F

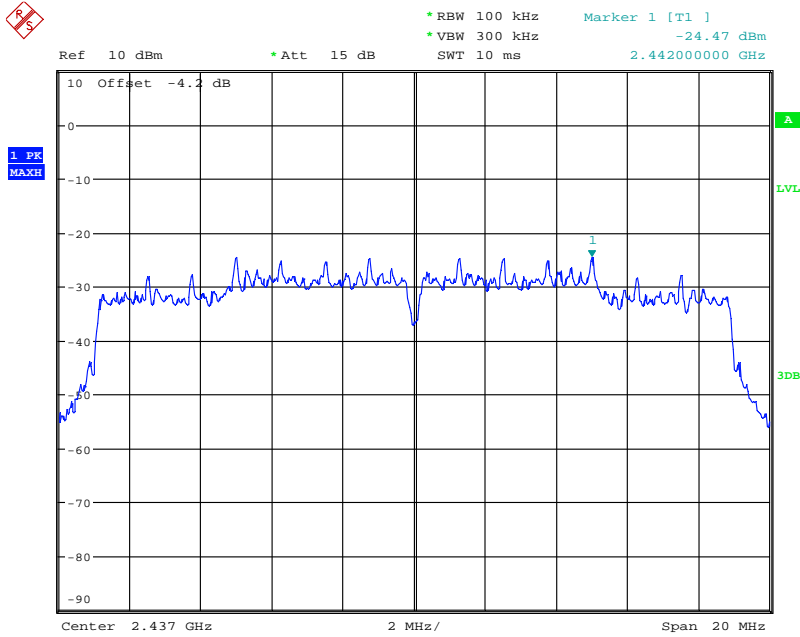


POWER DENSITY 802.11N 20MHZ CH01
Date: 17.JUL.2013 13:19:24

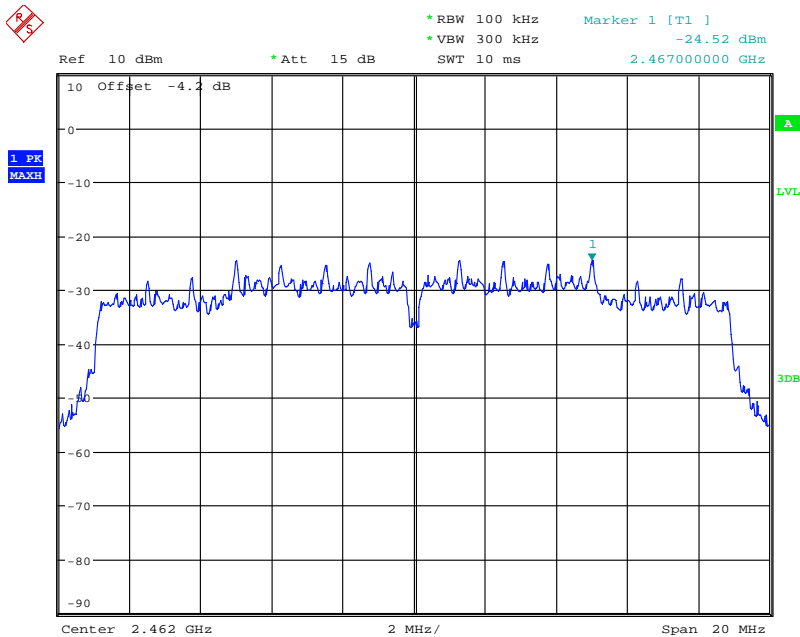


Worldwide Testing Services(Taiwan) Co., Ltd.

Registration number: W6M21306-13280-C-1
FCC ID: IR5DK10



POWER DENSITY 802.11N 20MHZ CH06
Date: 17.JUL.2013 13:20:16

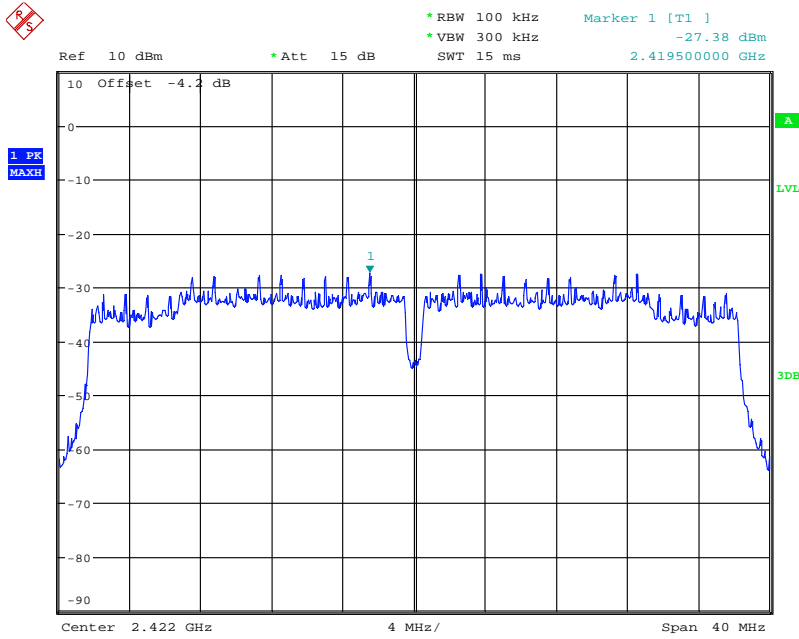


POWER DENSITY 802.11N 20MHZ CH11
Date: 17.JUL.2013 13:21:00

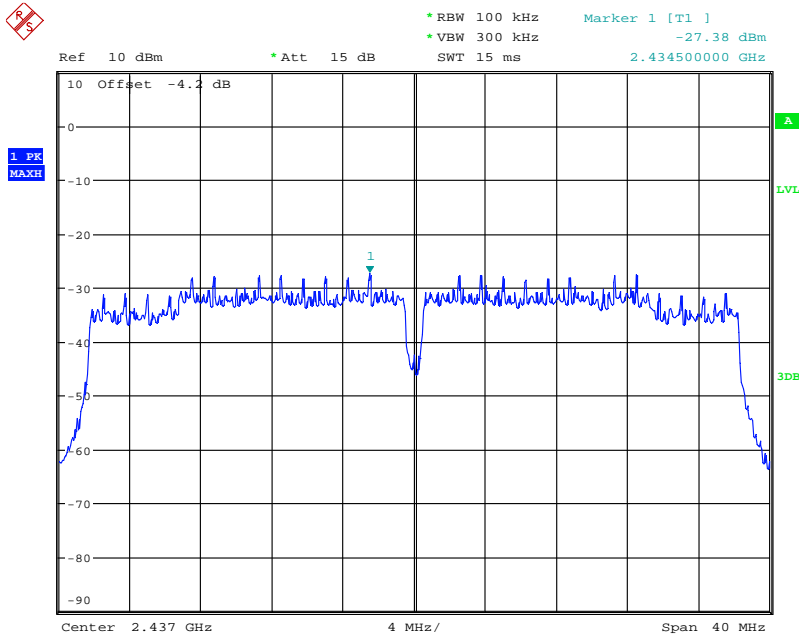


Registration number: W6M21306-13280-C-1
FCC ID: IR5DK10

Mode G



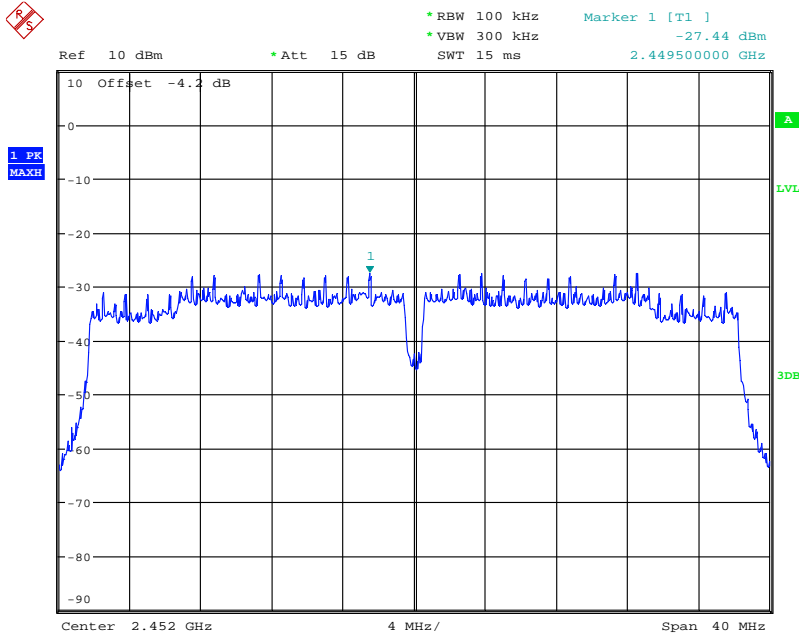
POWER DENSITY 802.11N 40MHZ CH01
Date: 17.JUL.2013 13:22:06



POWER DENSITY 802.11N 40MHZ CH04
Date: 17.JUL.2013 13:23:31

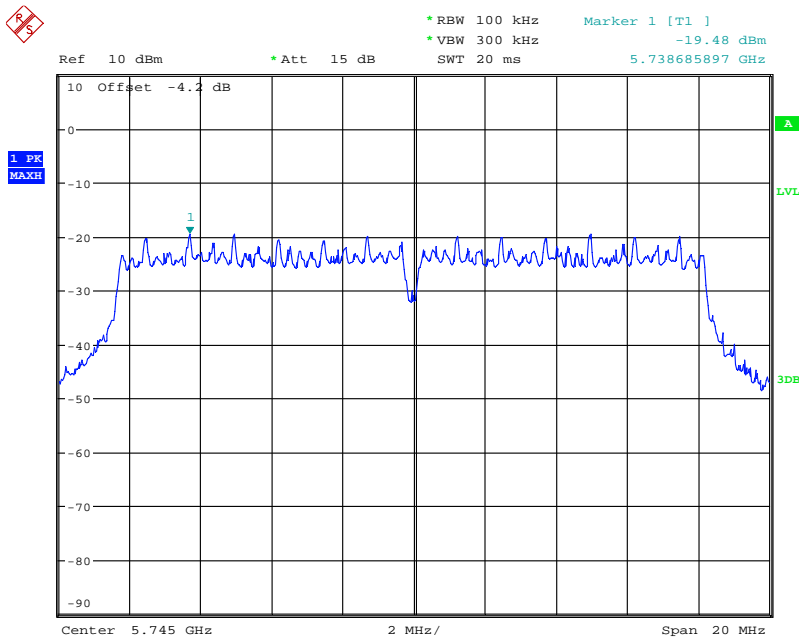


Registration number: W6M21306-13280-C-1
FCC ID: IR5DK10



POWER DENSITY 802.11N 40MHZ CH07
Date: 17.JUL.2013 13:24:15

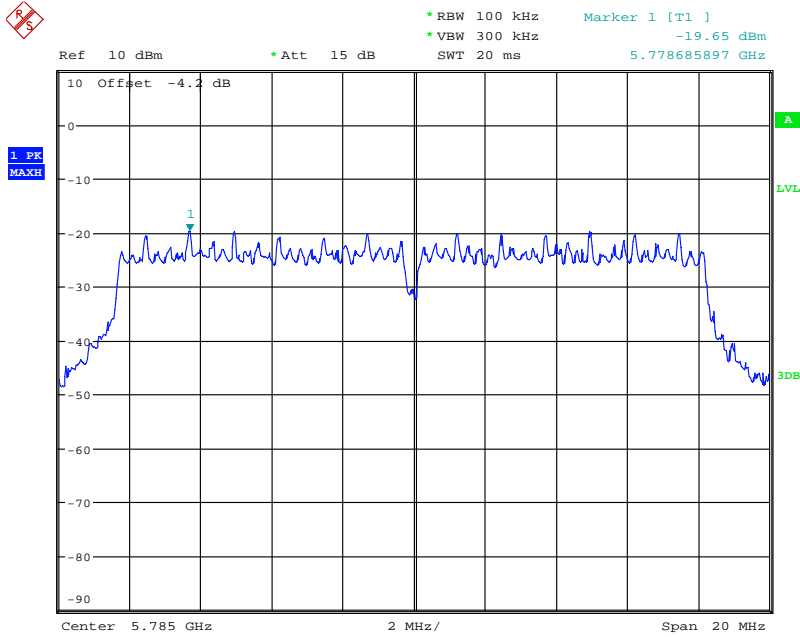
ANT B Mode A



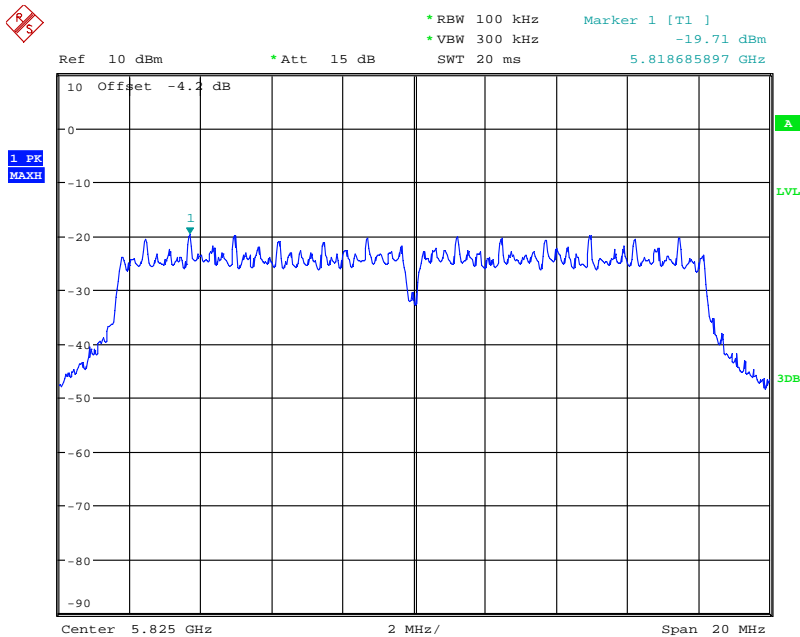
POWER DENSITY 802.11A CH149
Date: 16.JUL.2013 14:33:04



Registration number: W6M21306-13280-C-1
FCC ID: IR5DK10



POWER DENSITY 802.11A CH157
Date: 16.JUL.2013 14:35:30

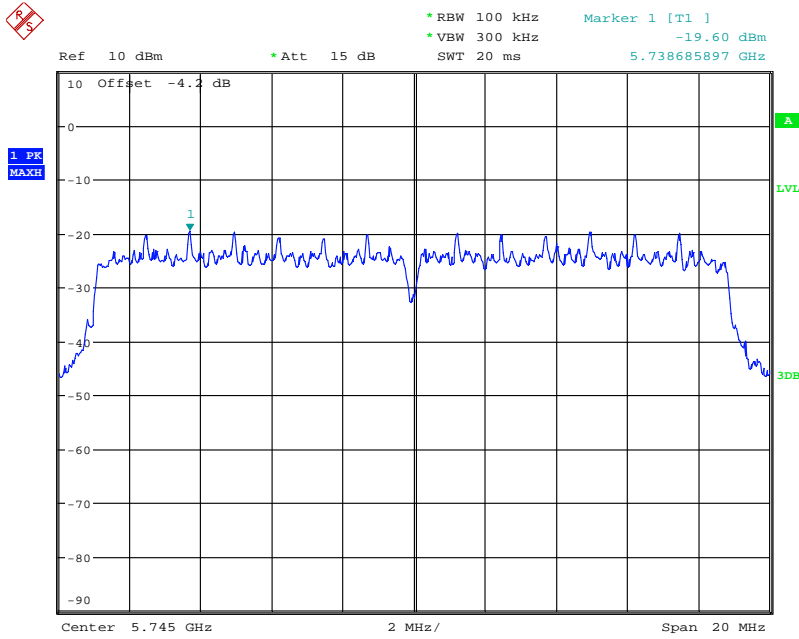


POWER DENSITY 802.11A CH165
Date: 16.JUL.2013 14:36:20

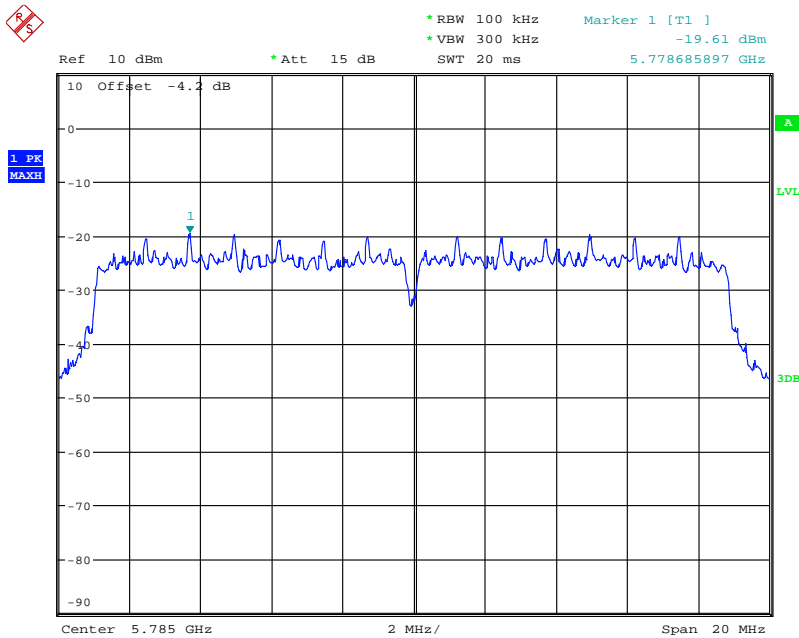


Registration number: W6M21306-13280-C-1
FCC ID: IR5DK10

Mode B



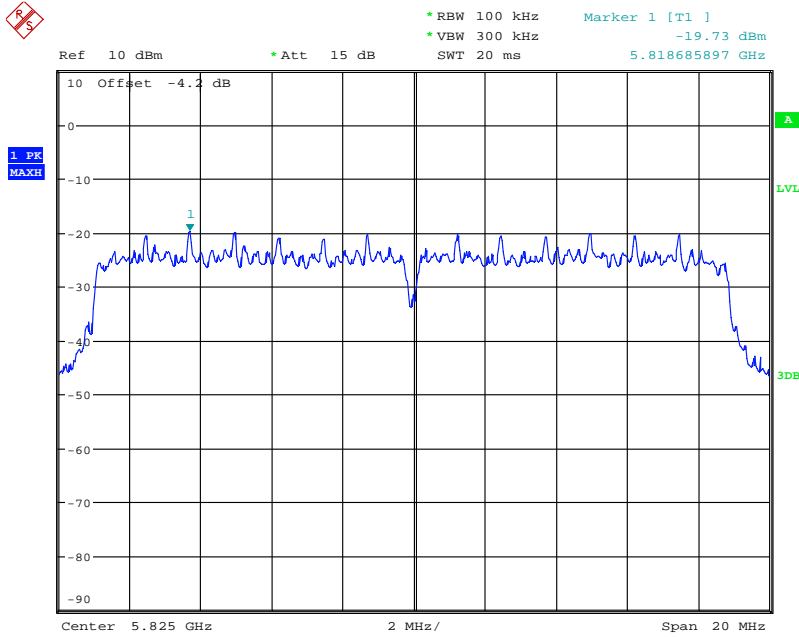
POWER DENSITY 802.11N 20MHZ CH149
Date: 16.JUL.2013 14:37:43



POWER DENSITY 802.11N 20MHZ CH157
Date: 16.JUL.2013 14:38:22

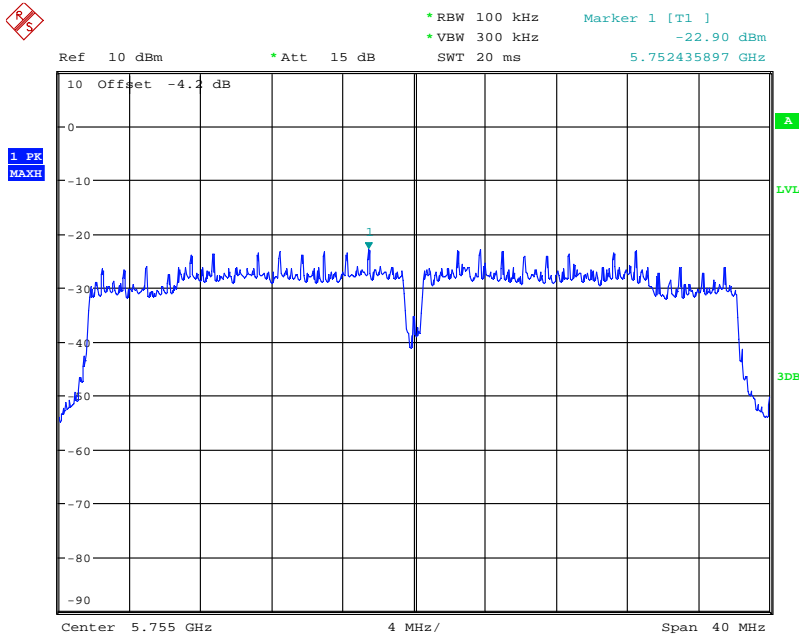


Registration number: W6M21306-13280-C-1
FCC ID: IR5DK10



POWER DENSITY 802.11N 20MHZ CH165
Date: 16.JUL.2013 14:39:26

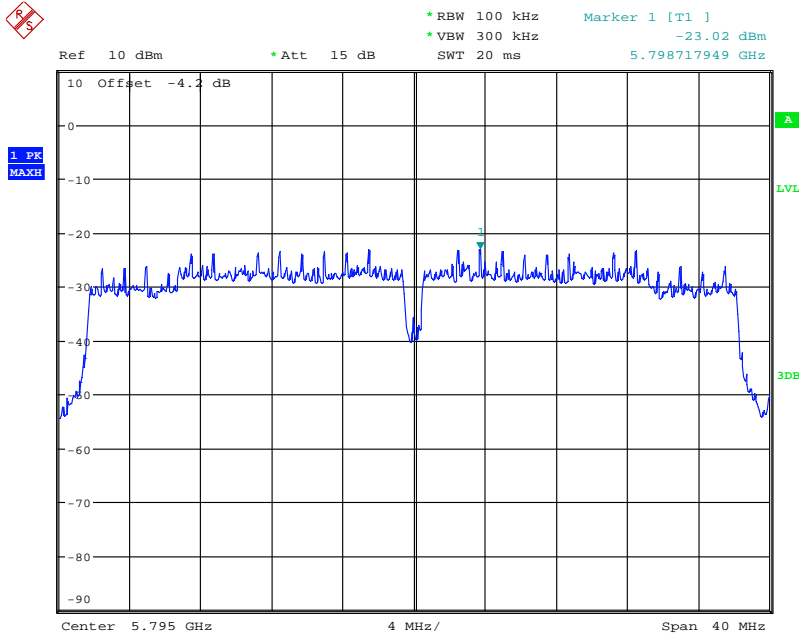
Mode C



POWER DENSITY 802.11N 40MHZ CH151
Date: 16.JUL.2013 14:40:46

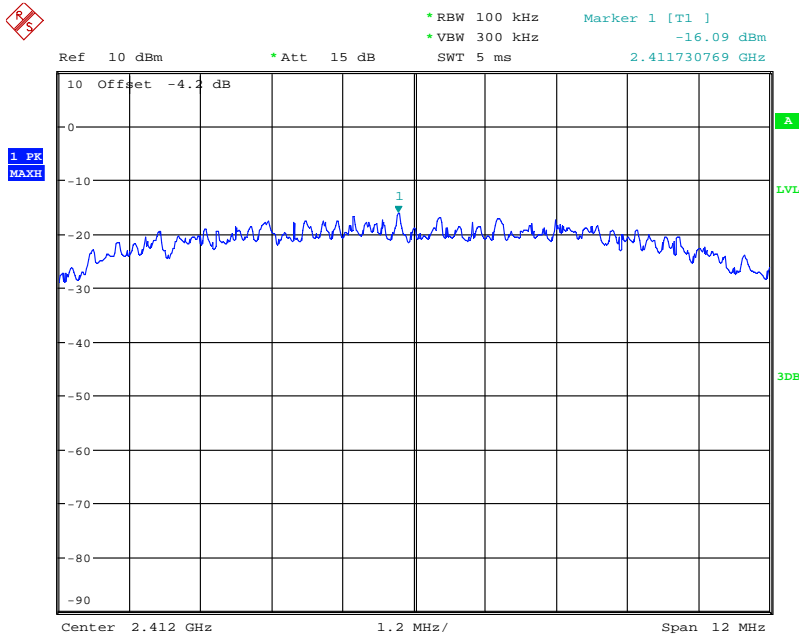


Registration number: W6M21306-13280-C-1
FCC ID: IR5DK10



POWER DENSITY 802.11N 40MHZ CH159
Date: 16.JUL.2013 14:41:43

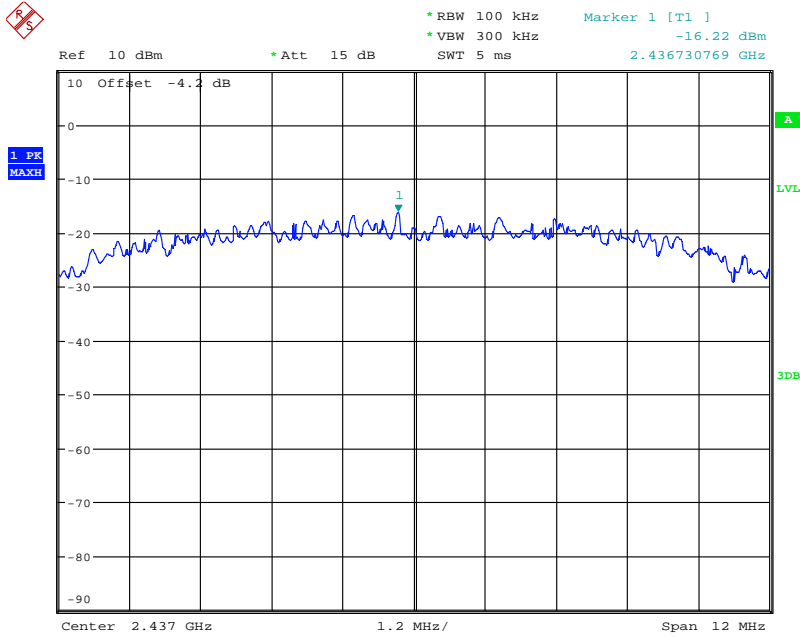
Mode D



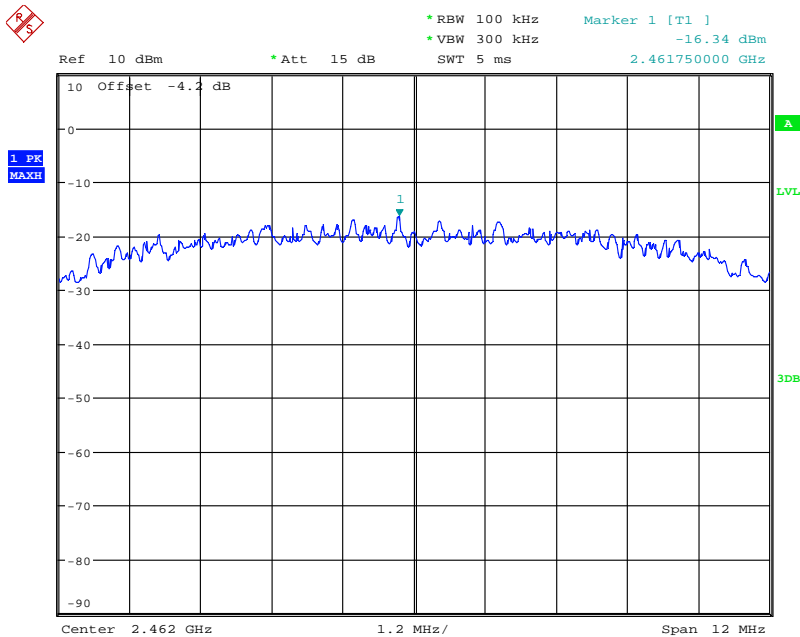
POWER DENSITY 802.11B CH01
Date: 16.JUL.2013 12:13:04



Registration number: W6M21306-13280-C-1
FCC ID: IR5DK10



POWER DENSITY 802.11B CH06
Date: 16.JUL.2013 12:13:46

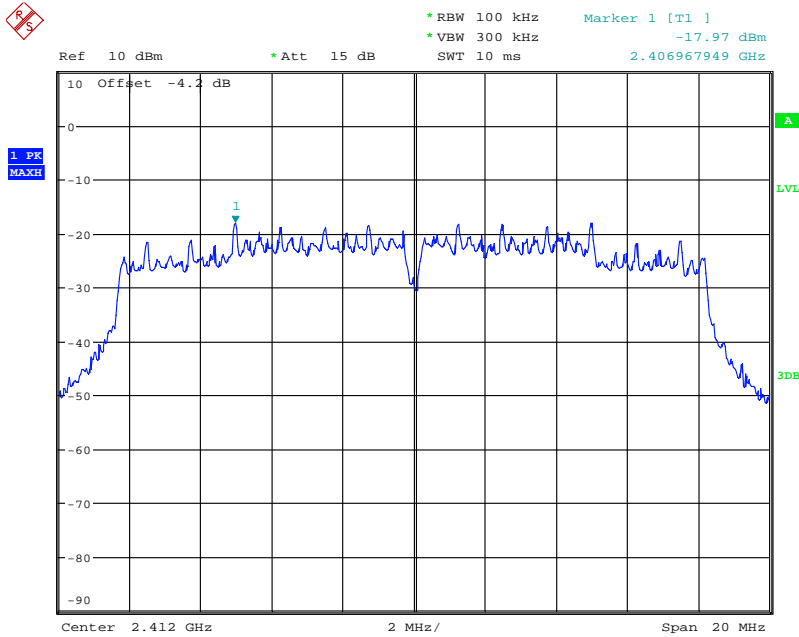


POWER DENSITY 802.11B CH11
Date: 16.JUL.2013 12:14:23

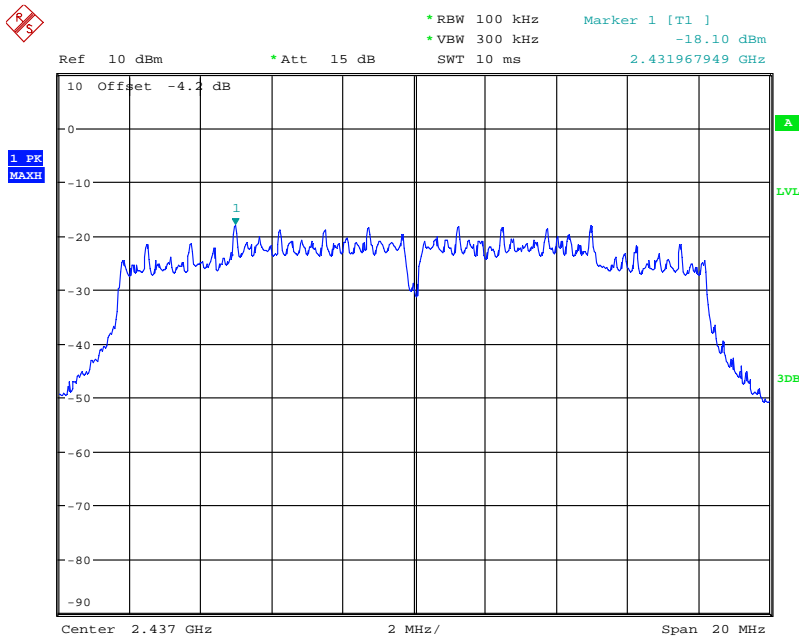


Registration number: W6M21306-13280-C-1
FCC ID: IR5DK10

Mode E



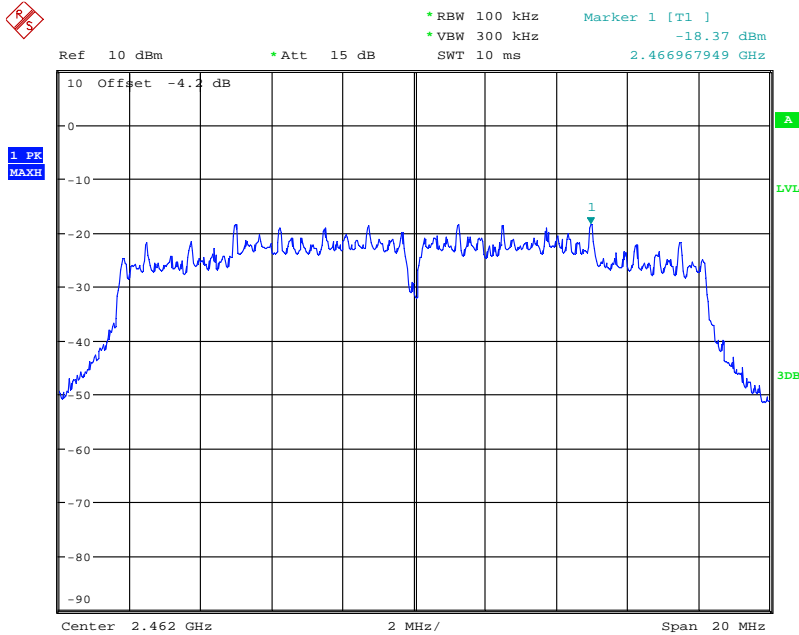
POWER DENSITY 802.11G CH01
Date: 16.JUL.2013 12:17:59



POWER DENSITY 802.11G CH06
Date: 16.JUL.2013 12:19:02

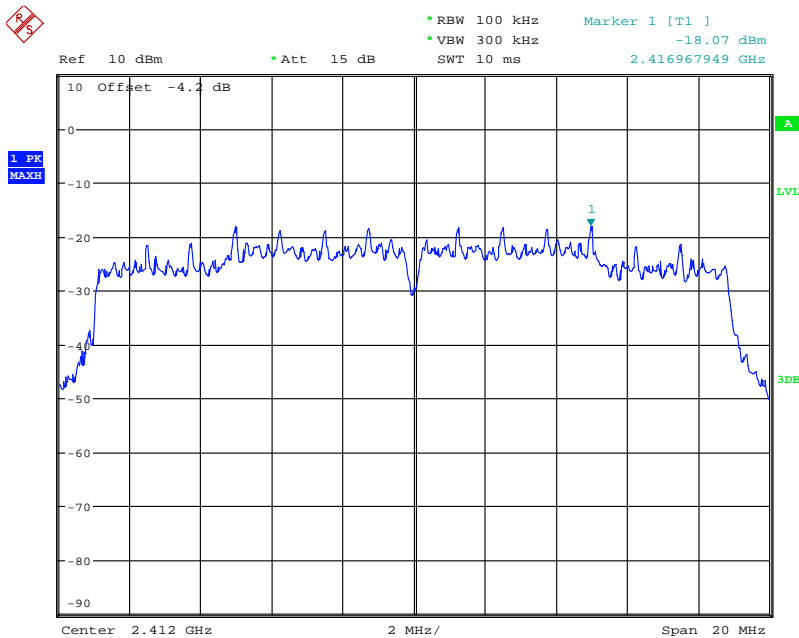


Registration number: W6M21306-13280-C-1
FCC ID: IR5DK10



POWER DENSITY 802.11G CH11
Date: 16.JUL.2013 12:20:05

Mode F

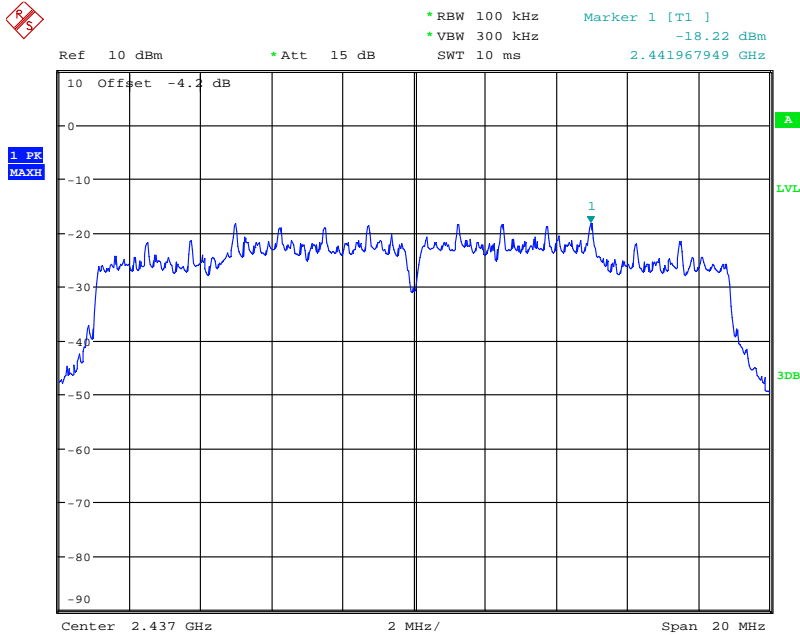


POWER DENSITY 802.11N 20MHZ CH01
Date: 16.JUL.2013 12:21:05

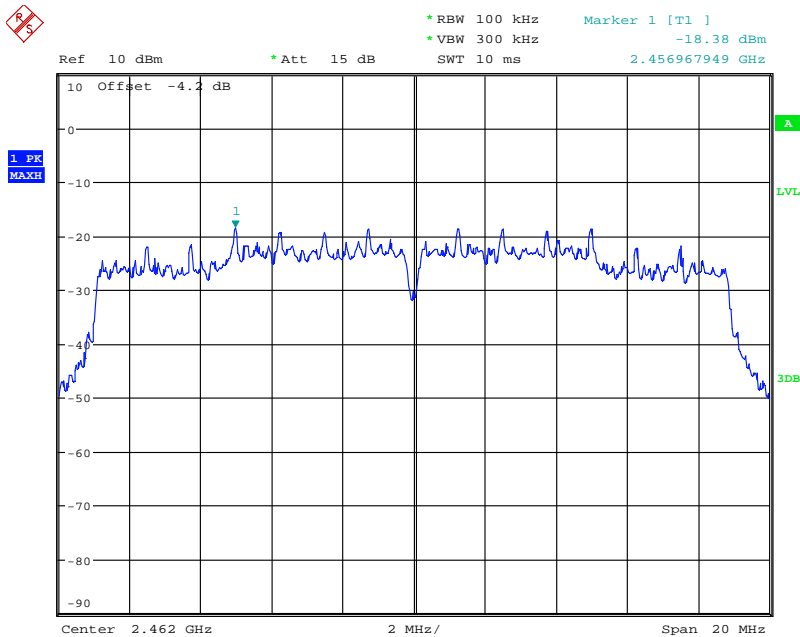


Worldwide Testing Services(Taiwan) Co., Ltd.

Registration number: W6M21306-13280-C-1
FCC ID: IR5DK10



POWER DENSITY 802.11N 20MHZ CH06
Date: 16.JUL.2013 12:21:43

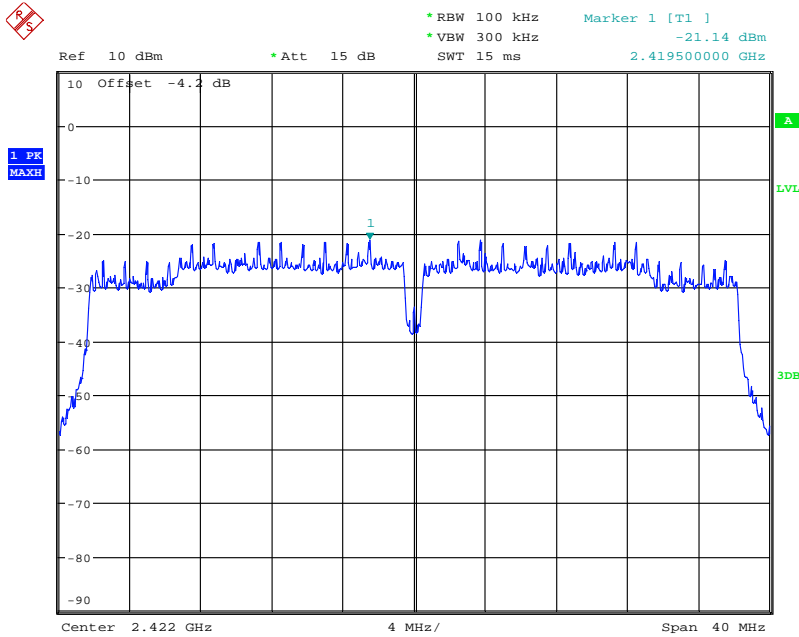


POWER DENSITY 802.11N 20MHZ CH11
Date: 16.JUL.2013 12:22:26

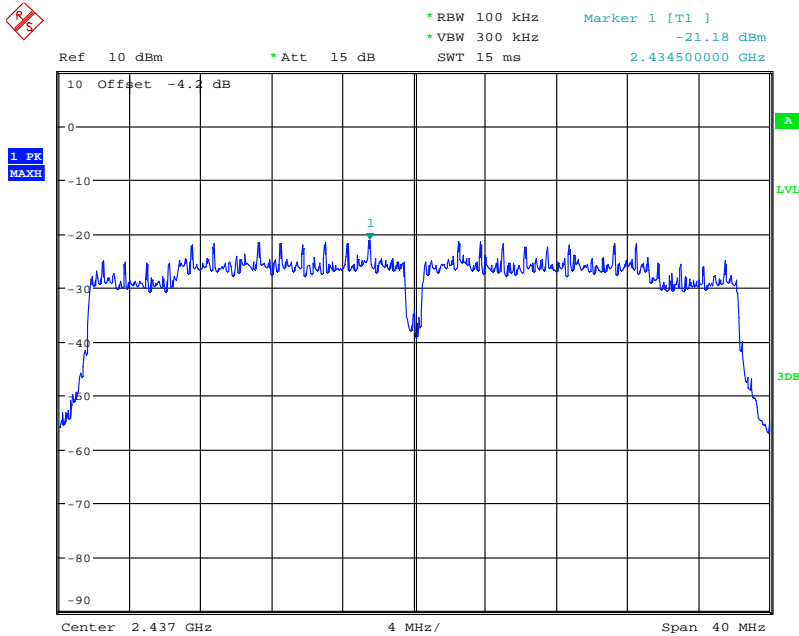


Registration number: W6M21306-13280-C-1
FCC ID: IR5DK10

Mode G



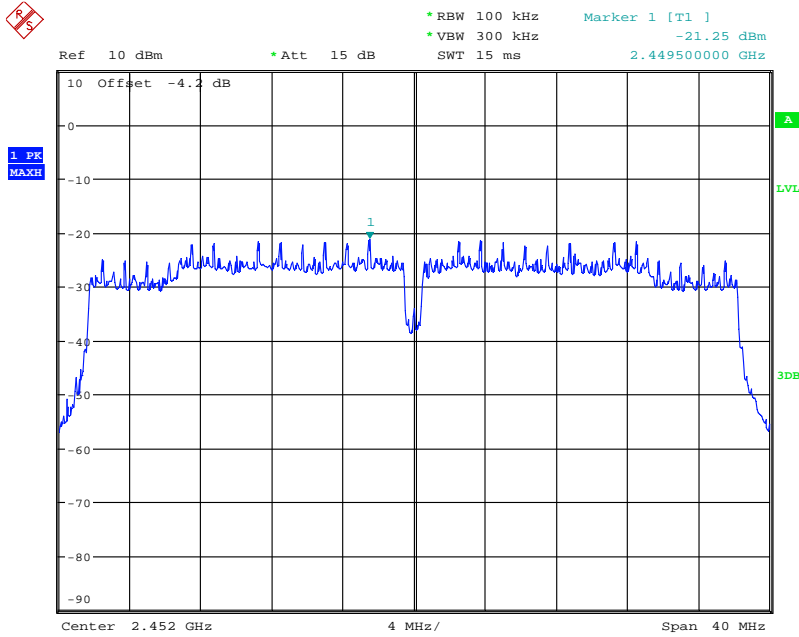
POWER DENSITY 802.11N 40MHZ CH01
Date: 16.JUL.2013 12:23:46



POWER DENSITY 802.11N 40MHZ CH04
Date: 16.JUL.2013 12:24:25

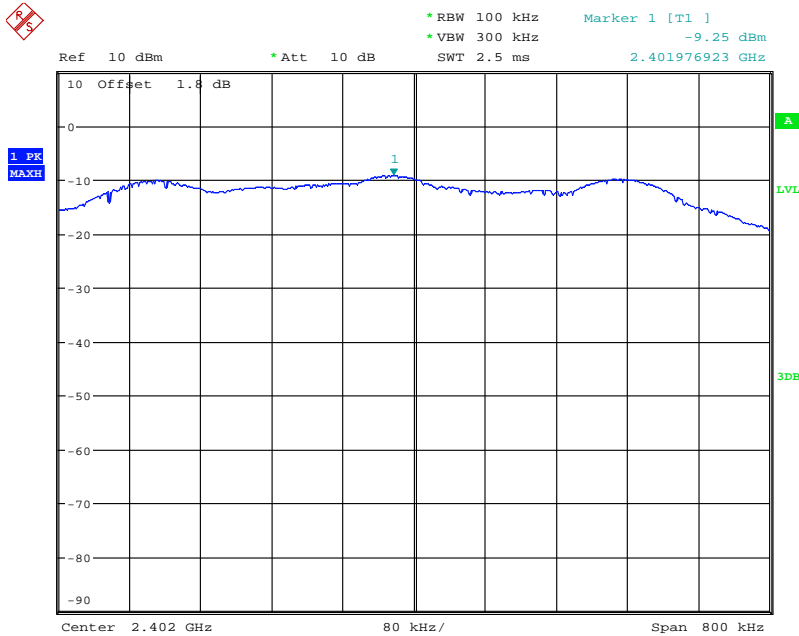


Registration number: W6M21306-13280-C-1
FCC ID: IR5DK10



POWER DENSITY 802.11N 40MHZ CH07
Date: 16.JUL.2013 12:25:18

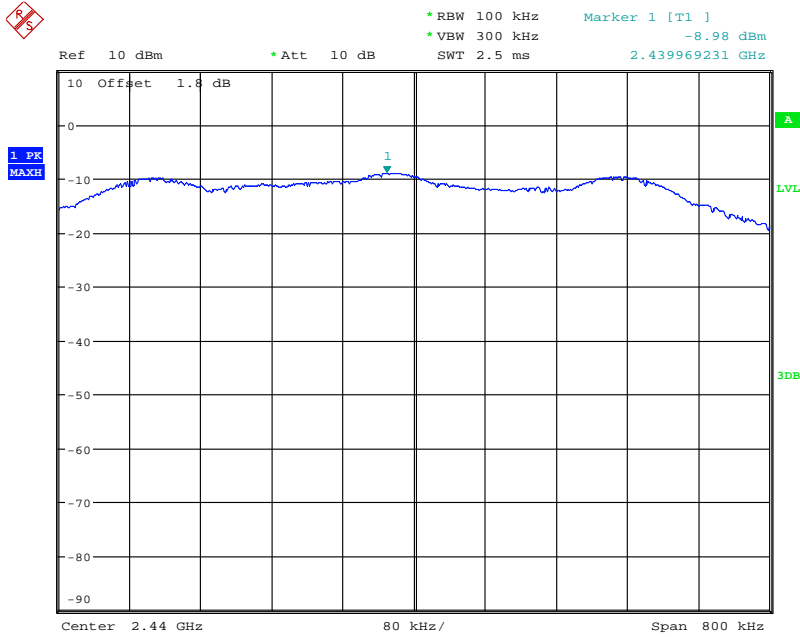
Mode J



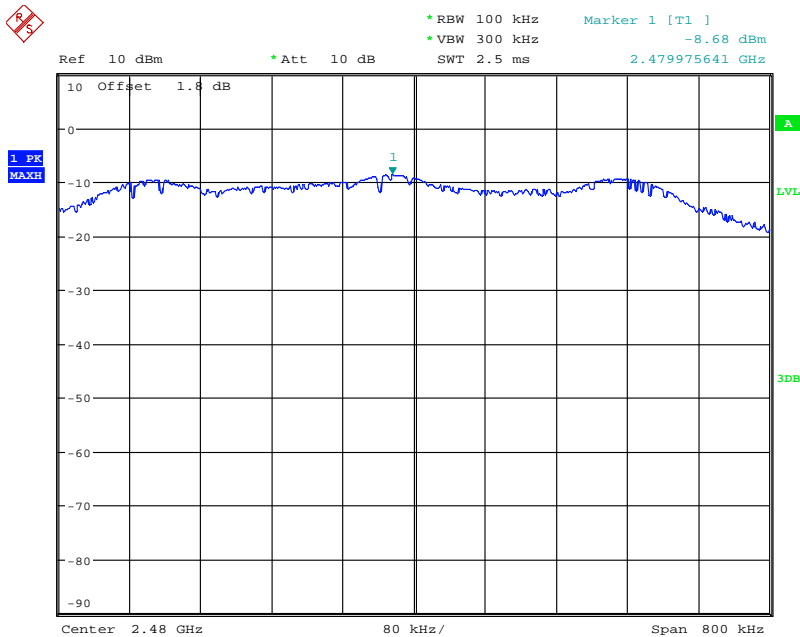
POWER DENSITY BT4.0 CH00
Date: 16.JUL.2013 14:01:54



Registration number: W6M21306-13280-C-1
FCC ID: IR5DK10



POWER DENSITY BT4.0 CH19
Date: 16.JUL.2013 14:03:22



POWER DENSITY BT4.0 CH39
Date: 16.JUL.2013 14:04:08



Worldwide Testing Services(Taiwan) Co., Ltd.

Registration number: W6M21306-13280-C-1

FCC ID: IR5DK10

Port A	mW			dBm		
	Ch Low	Ch Mid	Ch High	Ch Low	Ch Mid	Ch High
802.11n 20MHz(5.8GHz)	0.009	0.009	0.009	-20.39	-20.30	-20.23
802.11n 40MHz	0.004	--	0.004	-23.65	--	-23.71
802.11n 20MHz(2.4GHz)	0.004	0.004	0.004	-24.4	-24.47	-24.52
802.11n 40MHz	0.002	0.002	0.002	-27.38	-27.38	-27.44
Port B	mW			dBm		
	Ch Low	Ch Mid	Ch High	Ch Low	Ch Mid	Ch High
802.11n 20MHz(5.8GHz)	0.011	0.011	0.011	-19.60	-19.61	-19.73
802.11n 40MHz	0.005	--	0.005	-22.90	--	-23.02
802.11n 20MHz(2.4GHz)	0.016	0.015	0.015	-18.07	-18.22	-18.38
802.11n 40MHz	0.008	0.008	0.007	-21.14	-21.18	-21.25
Combine	mW			dBm		
	Ch Low	Ch Mid	Ch High	Ch Low	Ch Mid	Ch High
802.11n 20MHz(5.8GHz)	0.02	0.02	0.02	-16.99	-16.99	-16.99
802.11n 40MHz	0.009	--	0.009	-20.458	--	-20.458
802.11n 20MHz(2.4GHz)	0.02	0.019	0.019	-16.99	-17.212	-17.212
802.11n 40MHz	0.01	0.01	0.009	-20	-20	-20.458

Limits:

Frequency Range MHz	dBm
902-928	8
2400-2483.5	8
5725-5850	8

Test equipment used: ETSTW-RE 055, ETSTW-RE 050



Registration number: W6M21306-13280-C-1
FCC ID: IR5DK10

3.12 Radiated Emission from Digital Part

FCC Rule: 15.109

Except for Class A digital devices, the field strength of radiated emissions from unintentional radiators at a distance of 3 meters shall not exceed the following values:

Frequency of Emission (MHz)	Field Strength (microvolts/meter)	Field Strength (dBmicrovolts/meter)
30 – 88	100	40.0
88 – 216	150	43.5
216 – 960	200	46.0
Above 960	500	54.0

Test equipment used: ETSTW-RE 003, ETSTW-RE 030, ETSTW-RE 055,
ETSTW-RE 064, ETSTW-RE 111

Explanation: Please refer to separated test report no.: W6M21306-13280-P-15B.

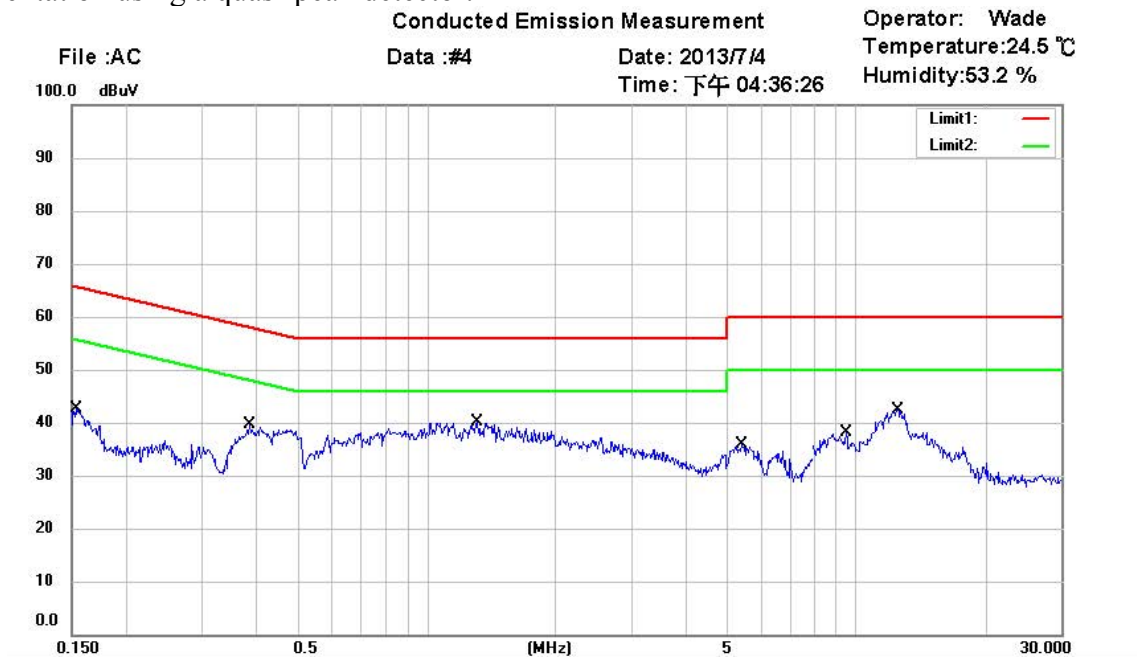


Registration number: W6M21306-13280-C-1
 FCC ID: IR5DK10

3.13 Power Line Conducted Emission

For an intentional radiator which is designed to be connected to the public utility (AC) power line, the radio frequency voltage that is conducted back onto the AC line on any frequency or frequencies within the band 150 kHz to 30 MHz shall not exceed the limits in the table bellows with this provision shall be based on the measurement of the radio frequency voltage between each power line and ground at the power terminals.

This measurement was transact first with instrumentation using an average and peak detector and a 10 kHz bandwidth. If the peak detector achieves a calculated level, the measurement is repeated by an instrumentation using a quasi-peak detector.



Site : Chamber_03
 Condition : FCC Part 15 Class B Conduction (QP) Phase: N
 EUT : W6M21306-13280 Power : 120VAC
 M/N: DK10
 Test Mode :
 Note :

Mk.	Frequency (MHz)	Reading (dBuV)	Detector	Corrected factor(dB)	Result (dBuV)	Limit (dBuV)	Margin (dB)	Comment
	0.1532	27.17	QP	10.12	37.29	65.82	-28.53	
	0.1532	22.58	AVG	10.12	32.70	55.82	-23.12	
	0.3855	24.14	QP	10.11	34.25	58.16	-23.91	
	0.3855	16.62	AVG	10.11	26.73	48.16	-21.43	
	1.3168	23.10	QP	10.15	33.25	56.00	-22.75	
*	1.3168	16.78	AVG	10.15	26.93	46.00	-19.07	
	5.4000	18.50	QP	10.41	28.91	60.00	-31.09	
	5.4000	12.60	AVG	10.41	23.01	50.00	-26.99	
	9.4875	19.64	QP	10.60	30.24	60.00	-29.76	
	9.4875	13.86	AVG	10.60	24.46	50.00	-25.54	
	12.4750	25.96	QP	10.67	36.63	60.00	-23.37	
	12.4750	20.05	AVG	10.67	30.72	50.00	-19.28	



Worldwide Testing Services(Taiwan) Co., Ltd.

Registration number: W6M21306-13280-C-1
 FCC ID: IR5DK10

Conducted Emission Measurement

Operator: Wade
 Temperature: 24.5 °C
 Humidity: 53.2 %



Site : Chamber_03

Condition : FCC Part 15 Class B Conduction (QP)

Phase: L1

EUT : W6M21306-13280

Power : 120VAC

M/N: DK10

Test Mode :

Note :

Mk.	Frequency (MHz)	Reading (dBuV)	Detector	Corrected factor(dB)	Result (dBuV)	Limit (dBuV)	Margin (dB)	Comment
	0.1502	26.85	QP	10.12	36.97	65.99	-29.02	
	0.1502	20.92	AVG	10.12	31.04	55.99	-24.95	
	0.3035	23.62	QP	10.10	33.72	60.15	-26.43	
	0.3035	15.23	AVG	10.10	25.33	50.15	-24.82	
	0.4060	25.50	QP	10.11	35.61	57.73	-22.12	
	0.4060	14.21	AVG	10.11	24.32	47.73	-23.41	
	1.3033	24.03	QP	10.16	34.19	56.00	-21.81	
*	1.3033	17.32	AVG	10.16	27.48	46.00	-18.52	
	5.5750	15.24	QP	10.46	25.70	60.00	-34.30	
	5.5750	9.01	AVG	10.46	19.47	50.00	-30.53	
	15.1250	18.33	QP	10.91	29.24	60.00	-30.76	
	15.1250	12.61	AVG	10.91	23.52	50.00	-26.48	

Note

1. The formula of measured value as: Test Result = Reading + Correction Factor
2. The Correction Factor = Cable Loss + LISN Insertion Loss + Pulse Limit Loss
3. Detector function in the form : PK = Peak, QP = Quasi Peak, AV = Average
4. All not in the table noted test results are more than 20 dB below the relevant limits.
5. Measurement uncertainty = ±1.60 dB; Reported uncertainties represent expanded uncertainties expressed at approximately the 95% confidence level using a coverage factor of k = 2.
6. Up Line: QP Limit Line, Down Line: Ave Limit Line.



Worldwide Testing Services(Taiwan) Co., Ltd.

Registration number: W6M21306-13280-C-1
FCC ID: IR5DK10

Limits:

Frequency of Emission (MHz)	Conducted Limit (dBuV)	
	Quasi Peak	Average
0.15-0.5	66 to 56	56 to 46
0.5-5	56	46
5-30	60	50

Test equipment used: ETSTW-CE 001, ETSTW-CE 004, ETSTW-CE 006, ETSTW-RE 064,
ETSTW-RE 045



Registration number: W6M21306-13280-C-1
FCC ID: IR5DK10

Appendix

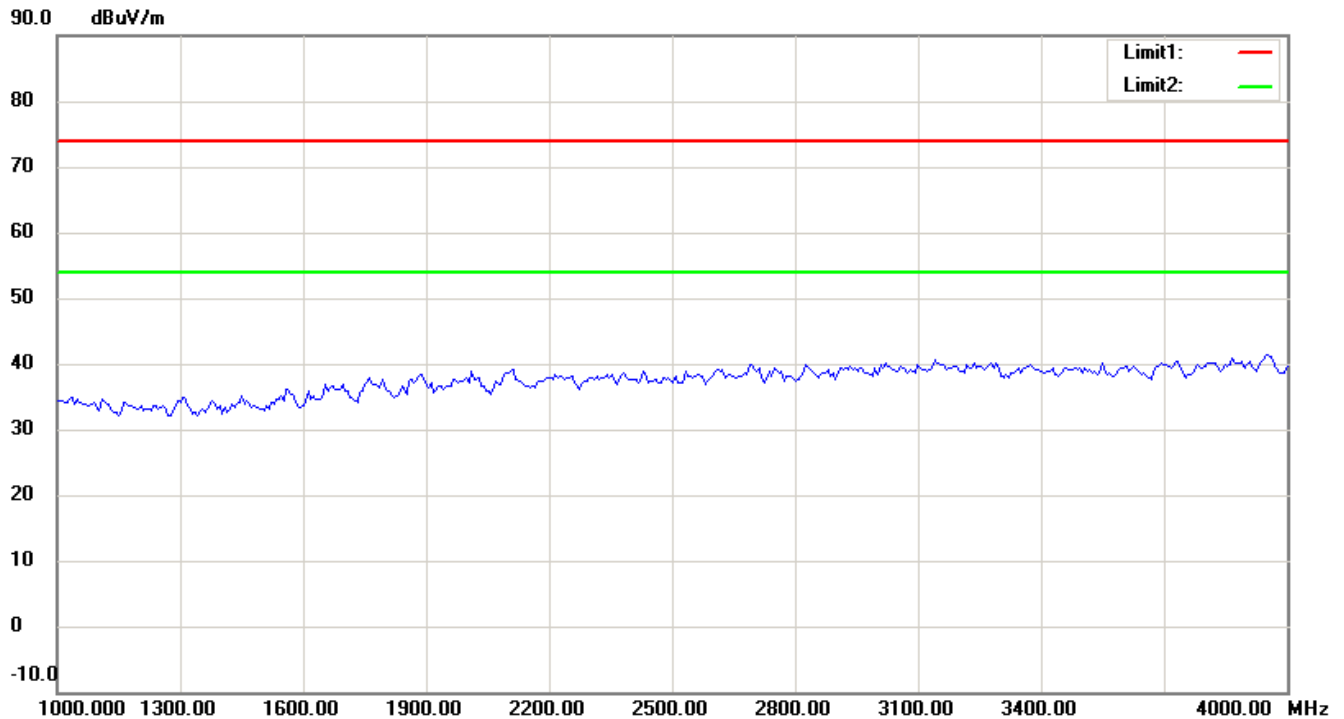
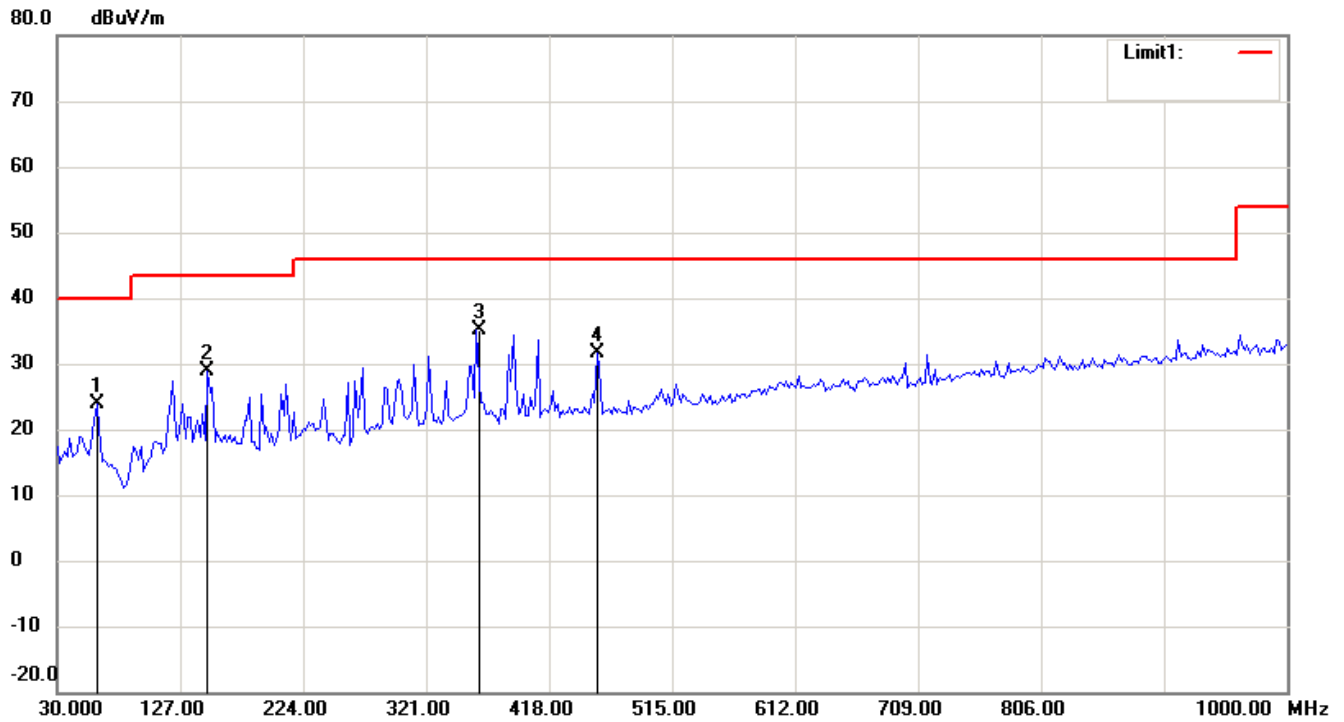
Measurement diagrams

Spurious Emissions radiated



Registration number: W6M21306-13280-C-1
FCC ID: IR5DK10

Spurious Emissions radiated
ANT A_WLAN 802.11a 5745MHz
Antenna Polarization H



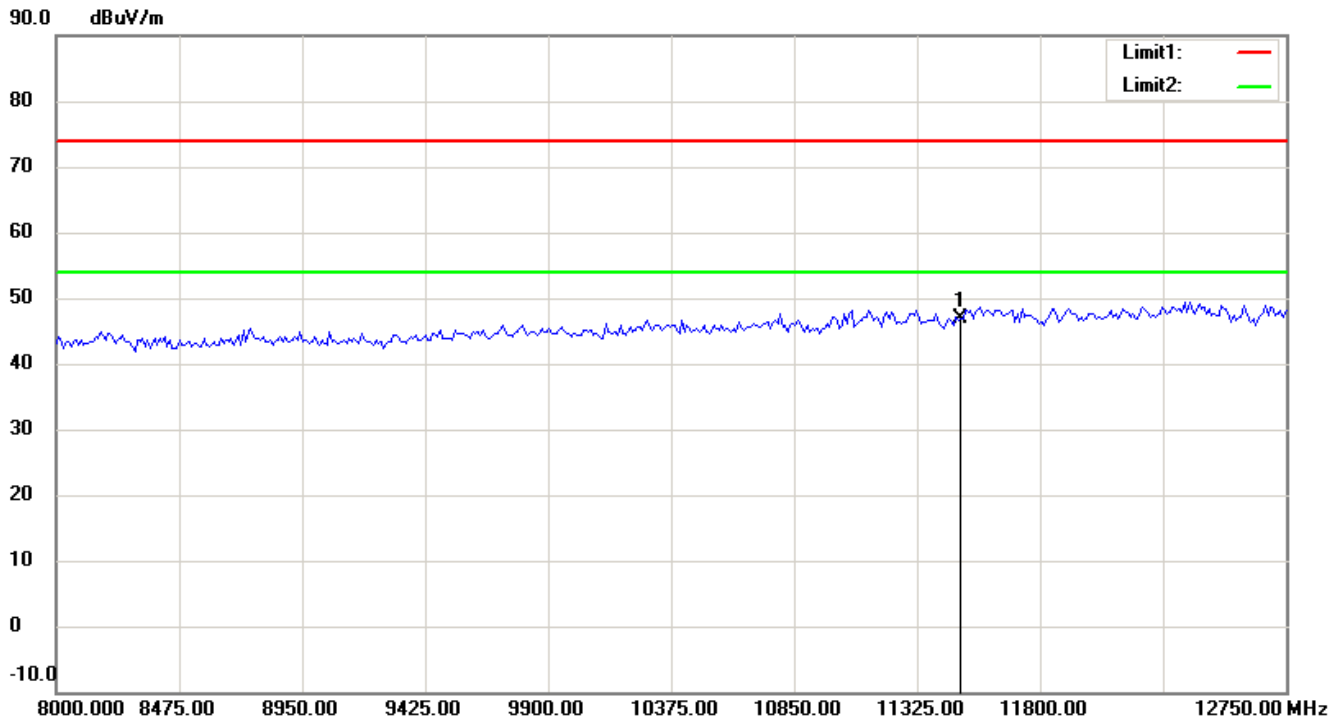
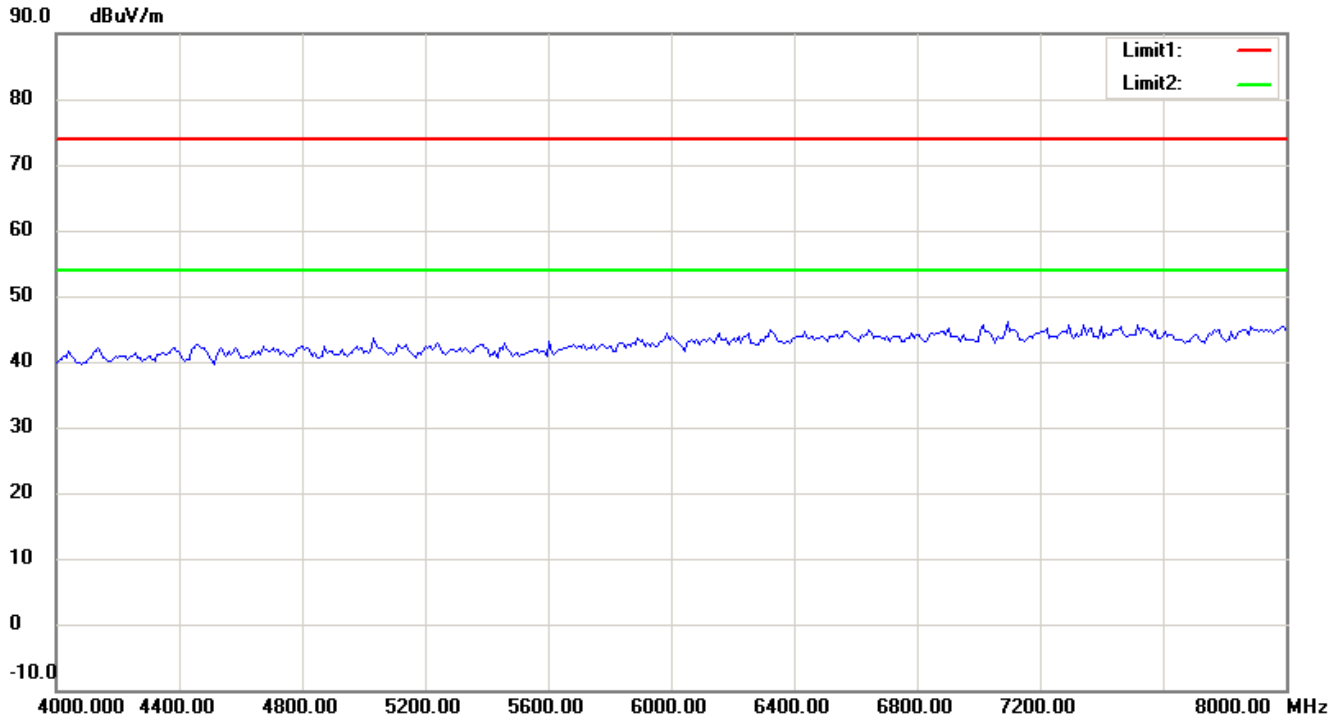
Up Line: Peak Limit Line Down Line: Ave Limit Line

Note:

1. The attached measurement plots are preliminarily pre-scanned with peak detector for determining the final checking frequencies and are for reference only.
2. The some frequencies may exceed the limit line without the specified detectors, but that cannot present the results are failed to the specification of test standard.
3. For corrected test results are listed in the relevant table of radiated test data of this test report.



Registration number: W6M21306-13280-C-1
FCC ID: IR5DK10



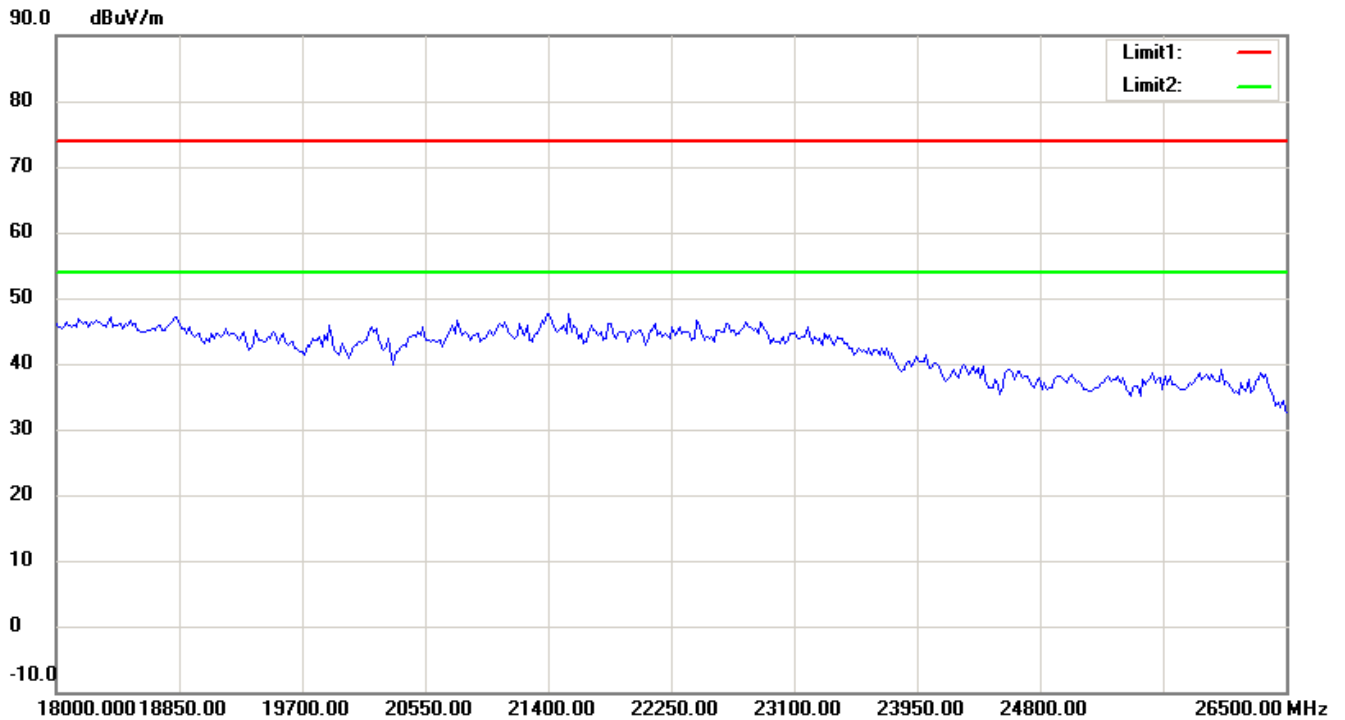
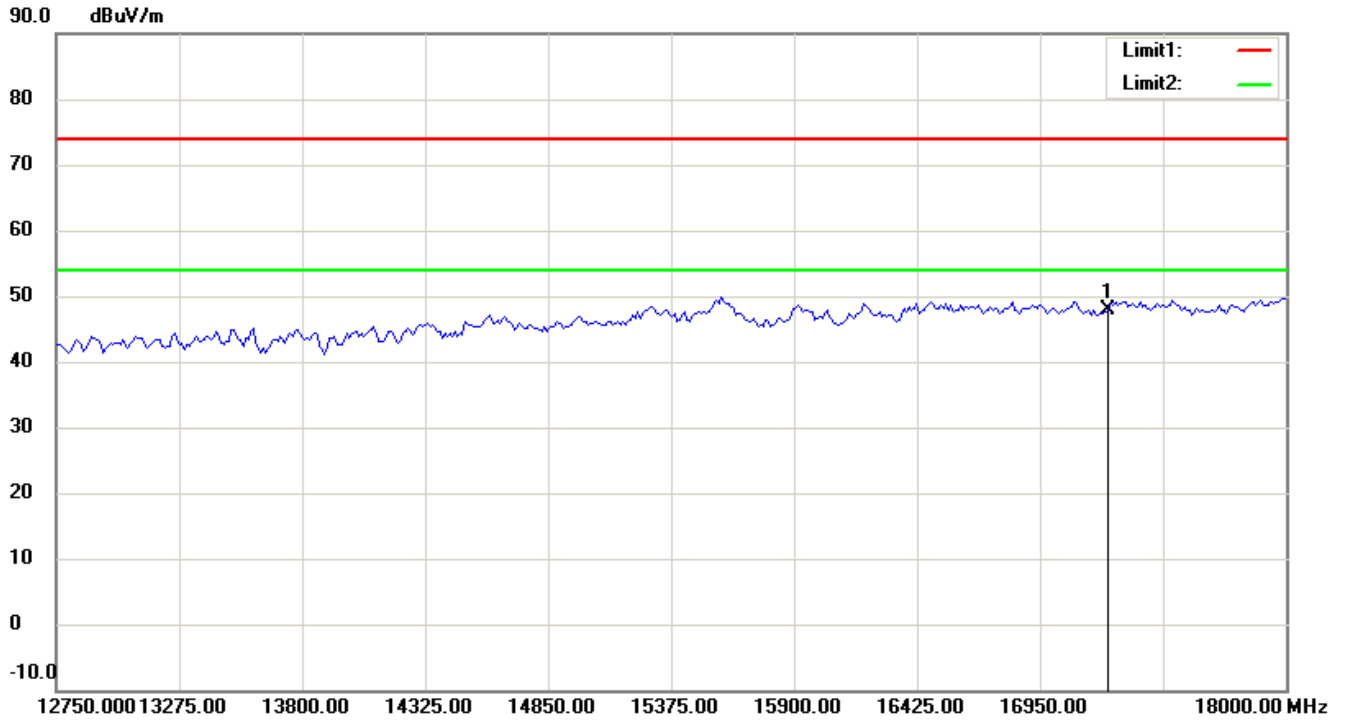
Up Line: Peak Limit Line Down Line: Ave Limit Line

Note:

1. The attached measurement plots are preliminarily pre-scanned with peak detector for determining the final checking frequencies and are for reference only.
2. The some frequencies may exceed the limit line without the specified detectors, but that cannot present the results are failed to the specification of test standard.
3. For corrected test results are listed in the relevant table of radiated test data of this test report.



Registration number: W6M21306-13280-C-1
FCC ID: IR5DK10



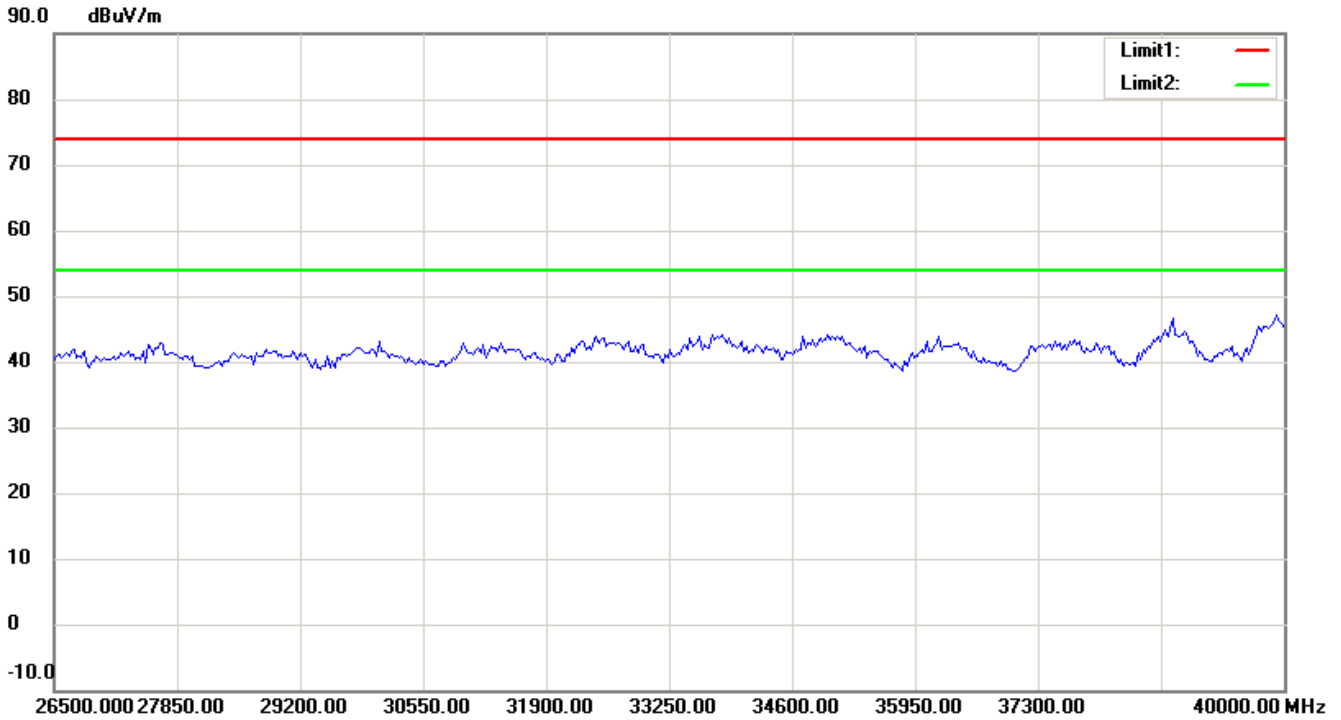
Up Line: Peak Limit Line Down Line: Ave Limit Line

Note:

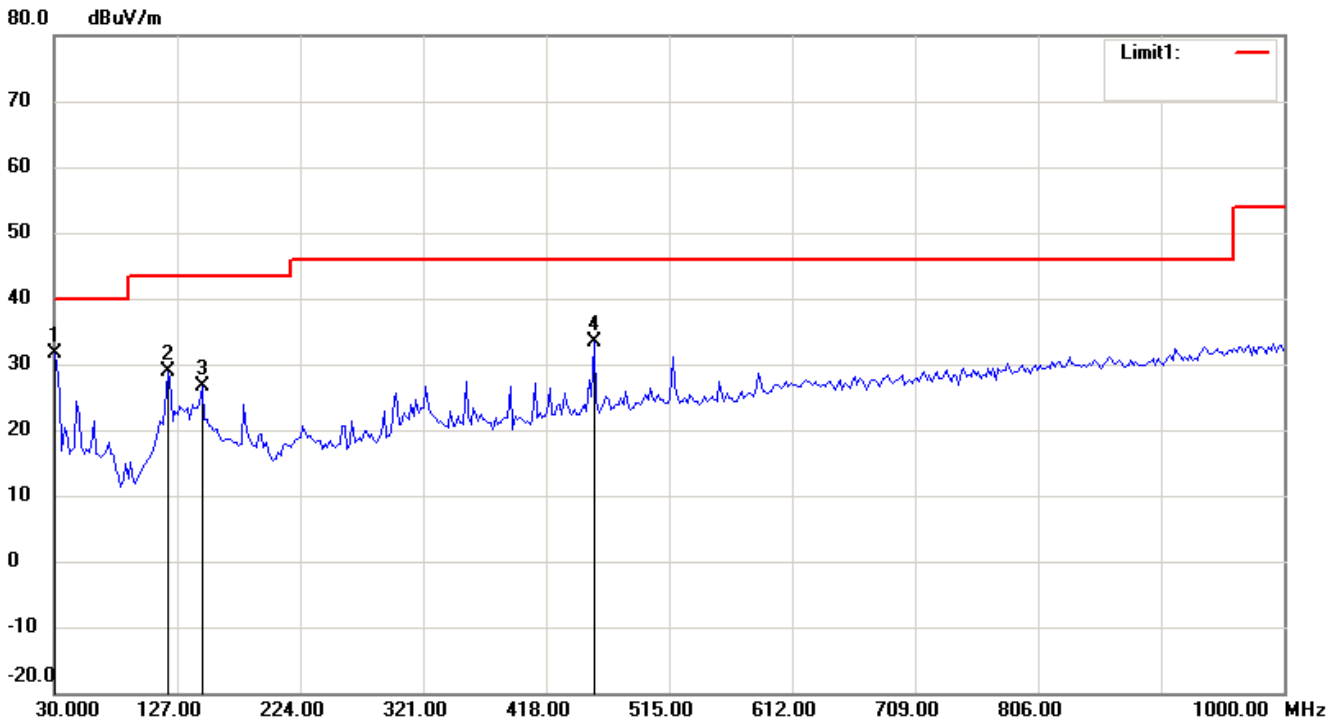
1. The attached measurement plots are preliminarily pre-scanned with peak detector for determining the final checking frequencies and are for reference only.
2. The some frequencies may exceed the limit line without the specified detectors, but that cannot present the results are failed to the specification of test standard.
3. For corrected test results are listed in the relevant table of radiated test data of this test report.



Registration number: W6M21306-13280-C-1
FCC ID: IR5DK10



Antenna Polarization V



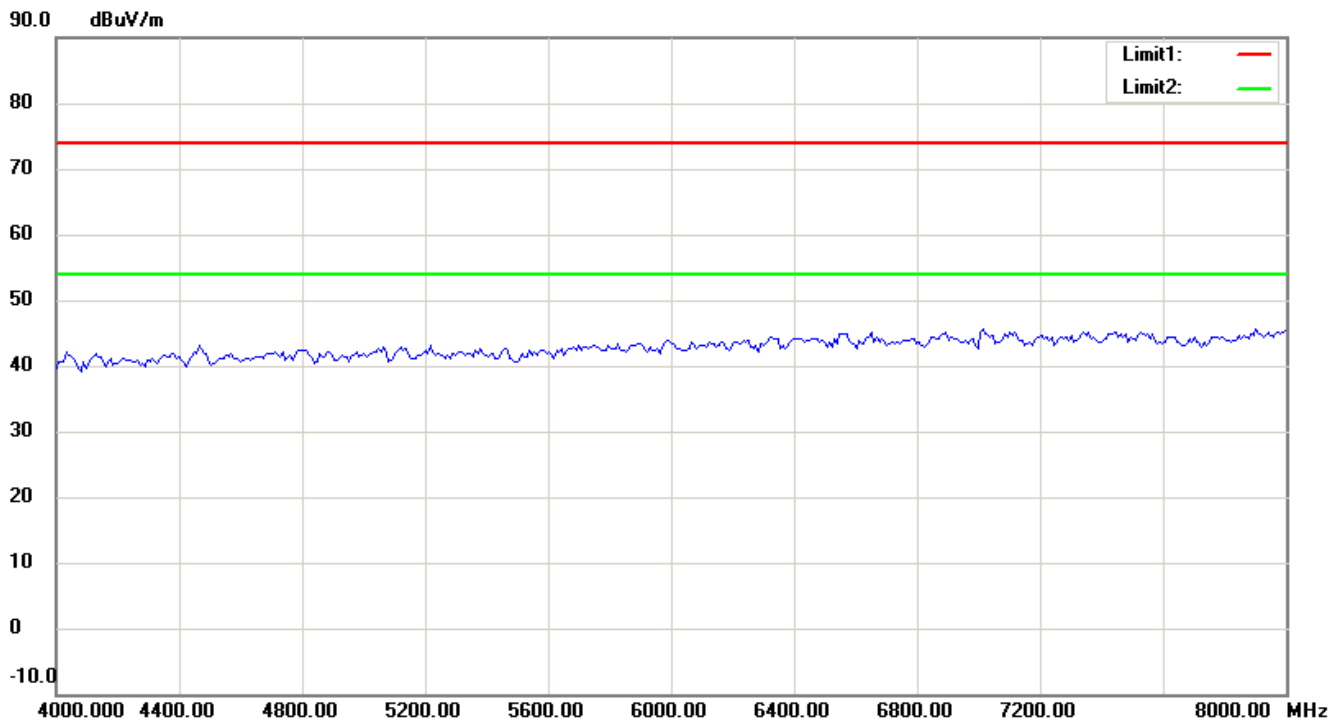
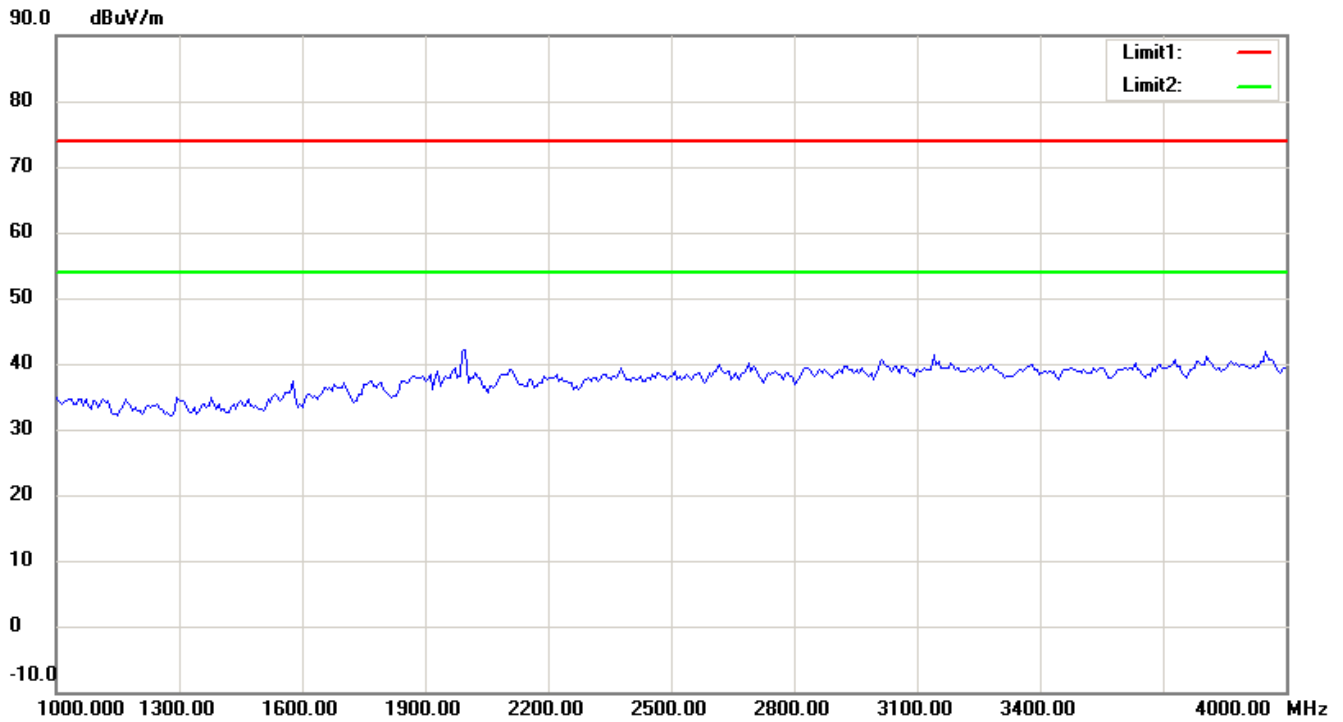
Up Line: Peak Limit Line Down Line: Ave Limit Line

Note:

1. The attached measurement plots are preliminarily pre-scanned with peak detector for determining the final checking frequencies and are for reference only.
2. The some frequencies may exceed the limit line without the specified detectors, but that cannot present the results are failed to the specification of test standard.
3. For corrected test results are listed in the relevant table of radiated test data of this test report.



Registration number: W6M21306-13280-C-1
FCC ID: IR5DK10



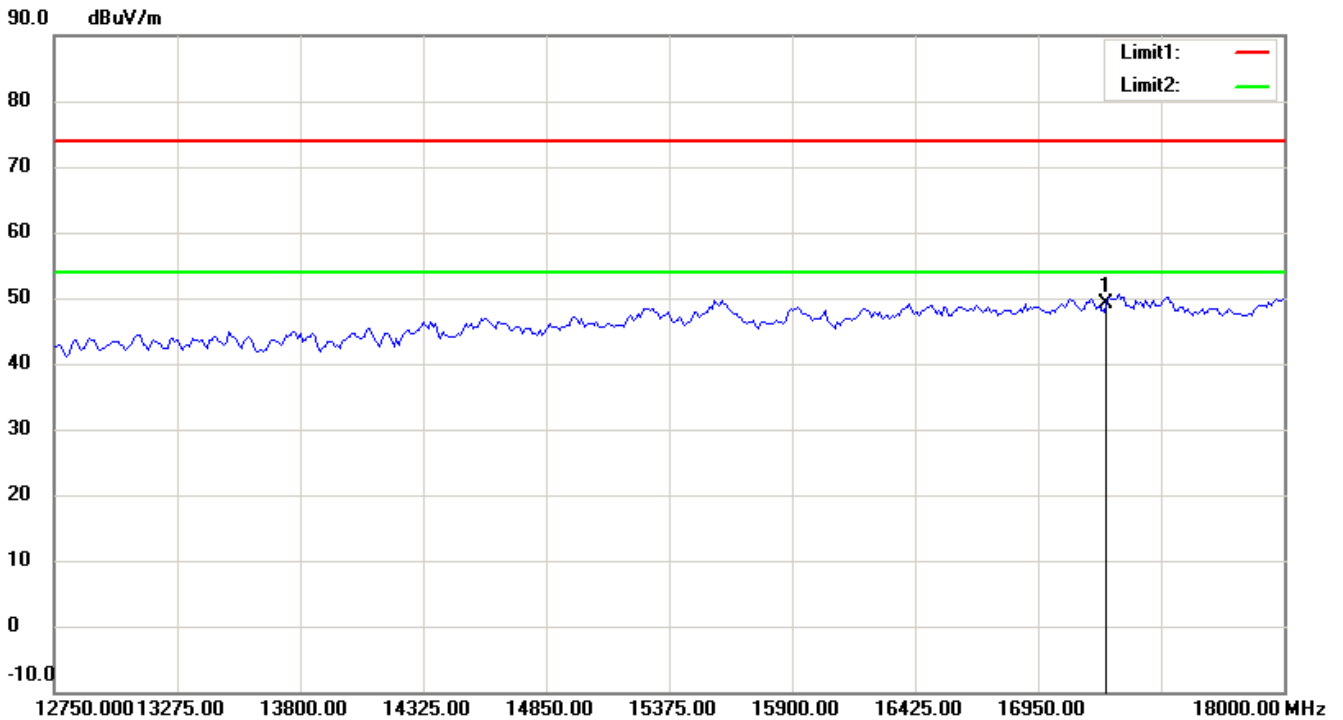
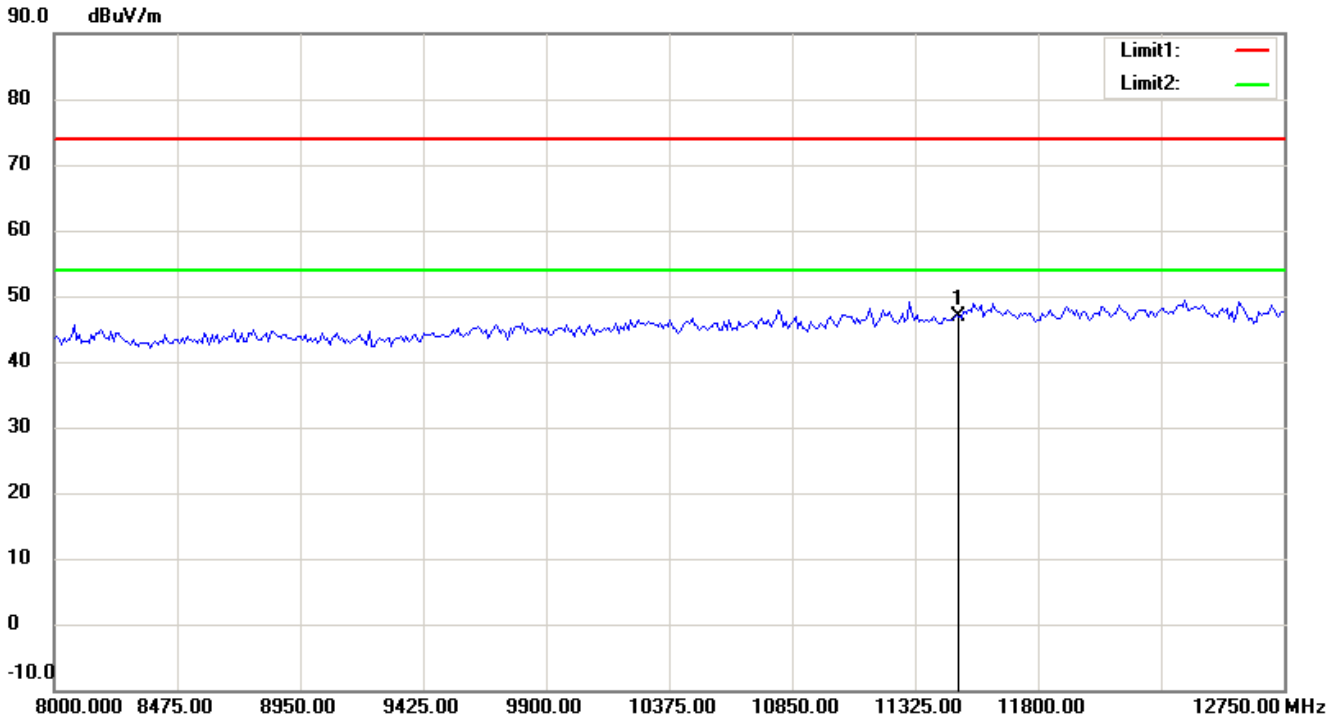
Up Line: Peak Limit Line Down Line: Ave Limit Line

Note:

1. The attached measurement plots are preliminarily pre-scanned with peak detector for determining the final checking frequencies and are for reference only.
2. The some frequencies may exceed the limit line without the specified detectors, but that cannot present the results are failed to the specification of test standard.
3. For corrected test results are listed in the relevant table of radiated test data of this test report.



Registration number: W6M21306-13280-C-1
FCC ID: IR5DK10



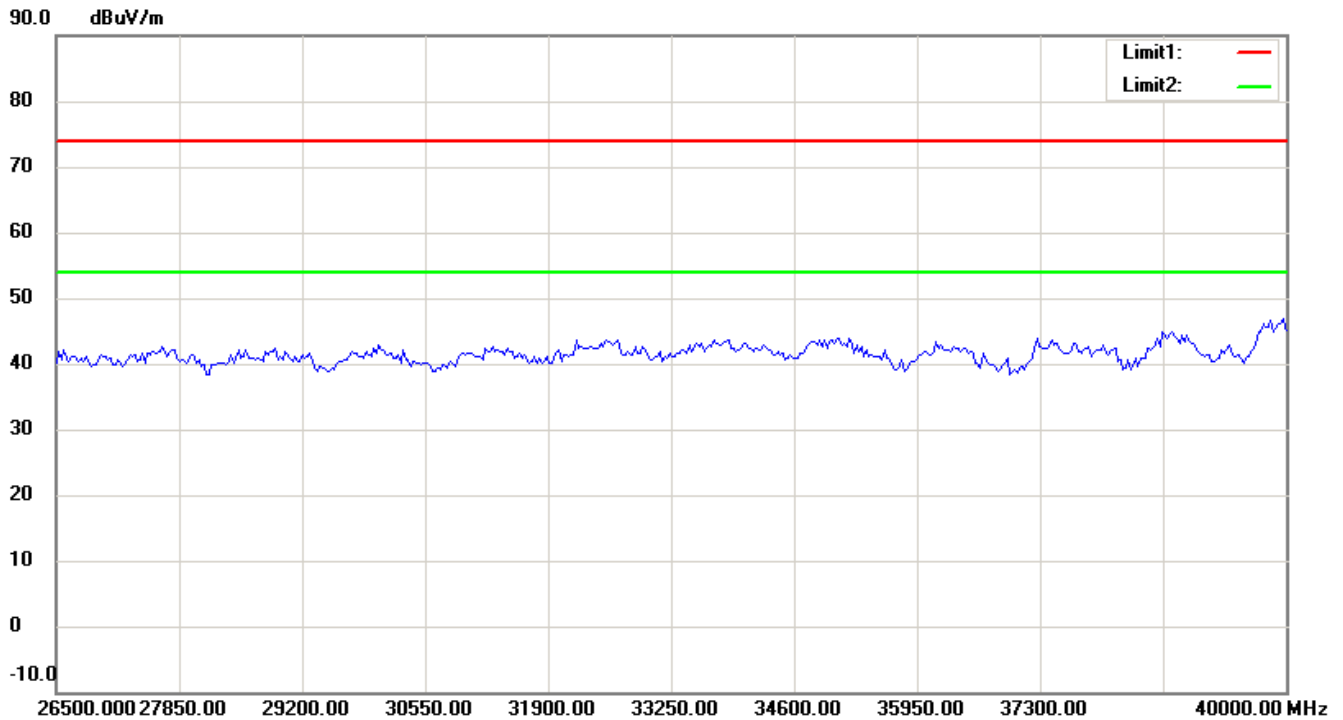
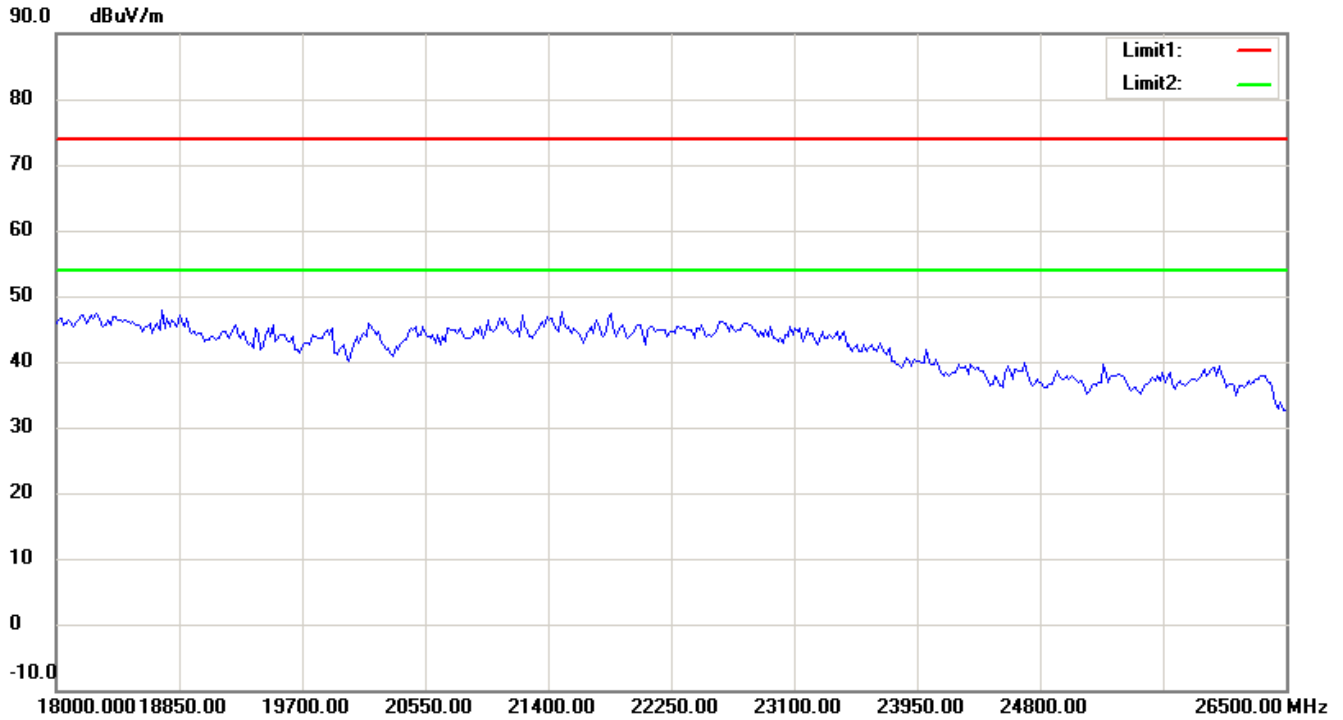
Up Line: Peak Limit Line Down Line: Ave Limit Line

Note:

1. The attached measurement plots are preliminarily pre-scanned with peak detector for determining the final checking frequencies and are for reference only.
2. The some frequencies may exceed the limit line without the specified detectors, but that cannot present the results are failed to the specification of test standard.
3. For corrected test results are listed in the relevant table of radiated test data of this test report.



Registration number: W6M21306-13280-C-1
FCC ID: IR5DK10



Up Line: Peak Limit Line Down Line: Ave Limit Line

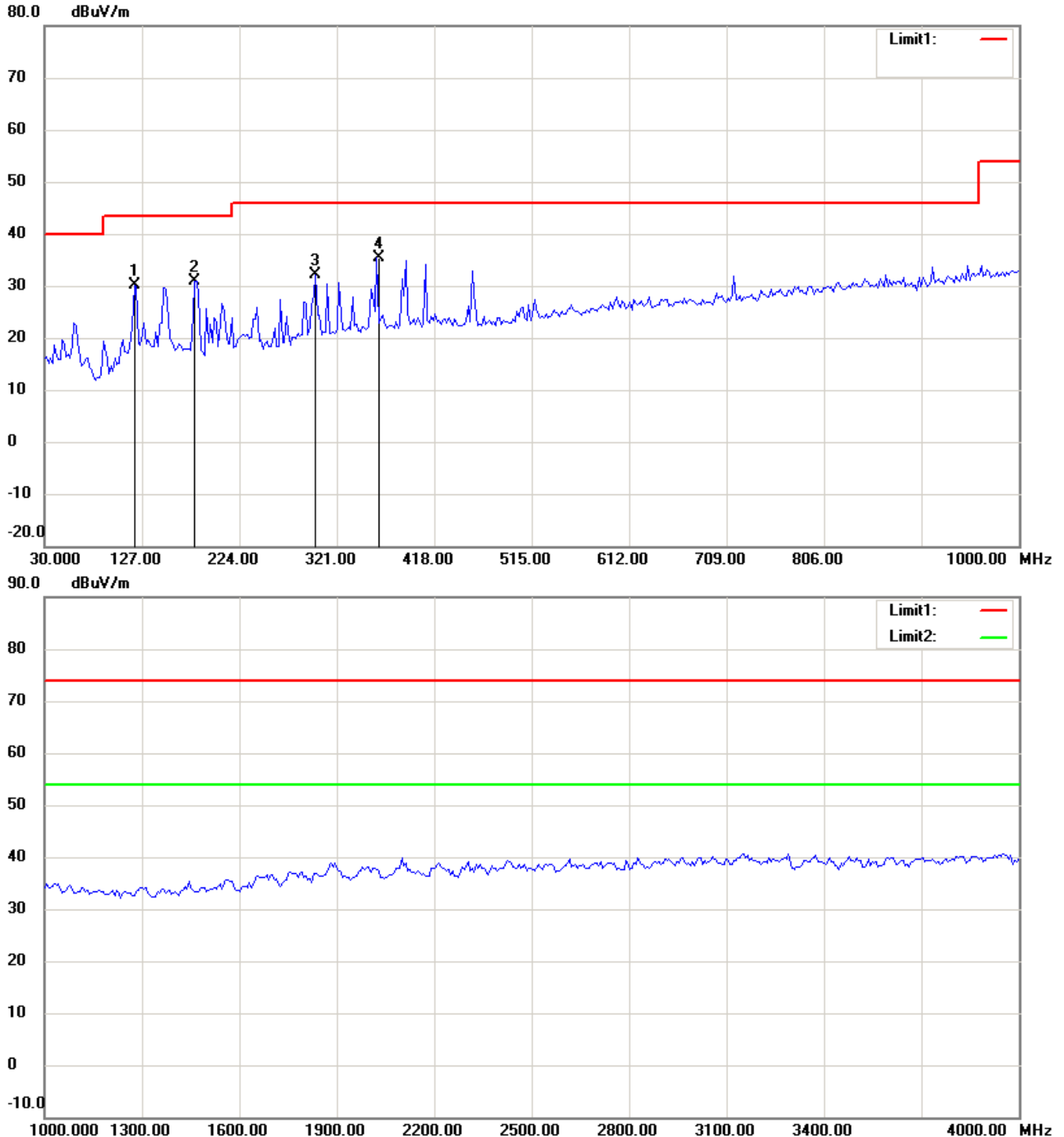
Note:

1. The attached measurement plots are preliminarily pre-scanned with peak detector for determining the final checking frequencies and are for reference only.
2. The some frequencies may exceed the limit line without the specified detectors, but that cannot present the results are failed to the specification of test standard.
3. For corrected test results are listed in the relevant table of radiated test data of this test report.



Registration number: W6M21306-13280-C-1
FCC ID: IR5DK10

TX 802.11a 5785MHz
Antenna Polarization H



Up Line: Peak Limit Line Down Line: Ave Limit Line

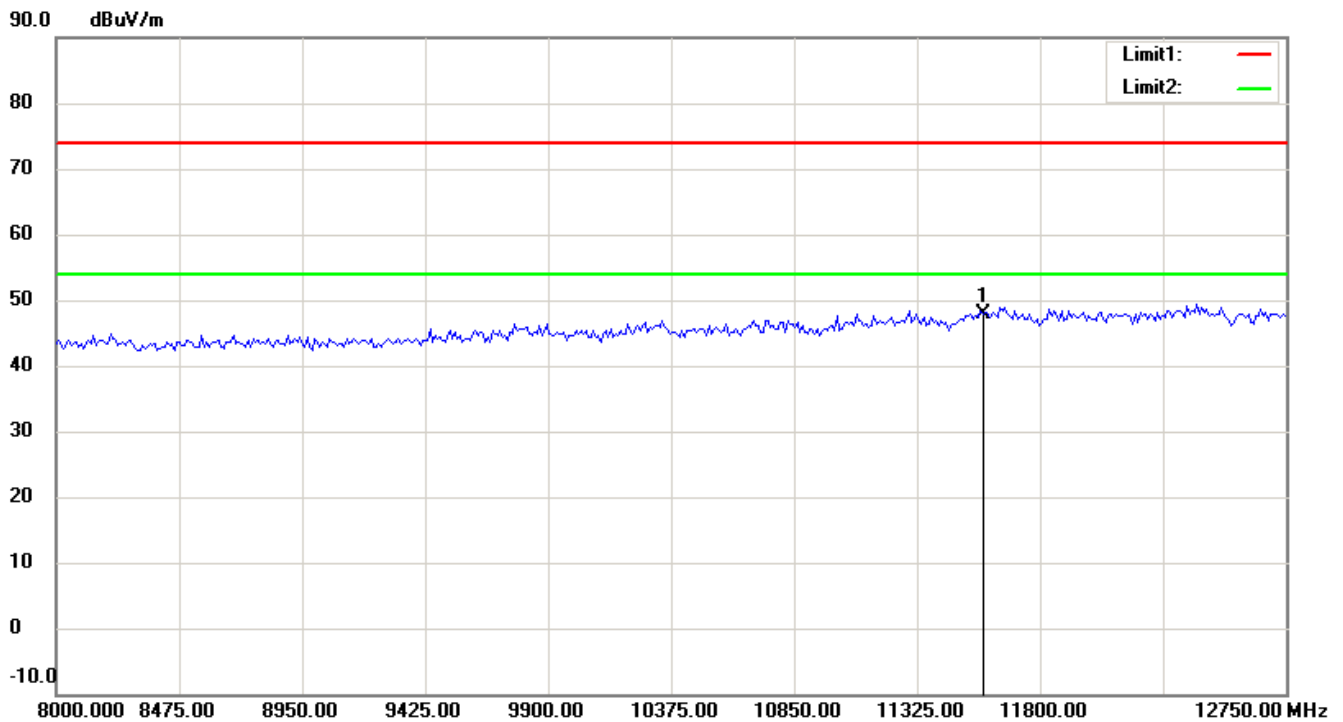
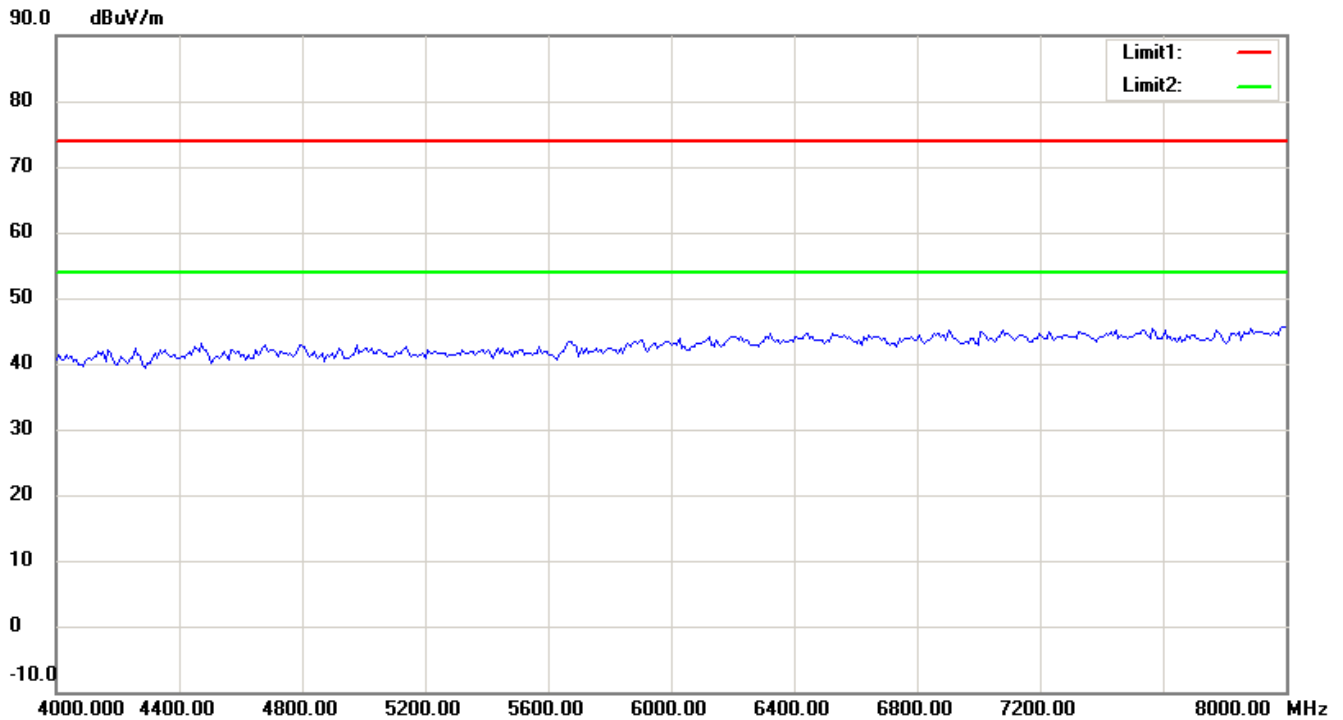
Note:

1. The attached measurement plots are preliminarily pre-scanned with peak detector for determining the final checking frequencies and are for reference only.
2. The some frequencies may exceed the limit line without the specified detectors, but that cannot present the results are failed to the specification of test standard.
3. For corrected test results are listed in the relevant table of radiated test data of this test report.



Worldwide Testing Services(Taiwan) Co., Ltd.

Registration number: W6M21306-13280-C-1
FCC ID: IR5DK10



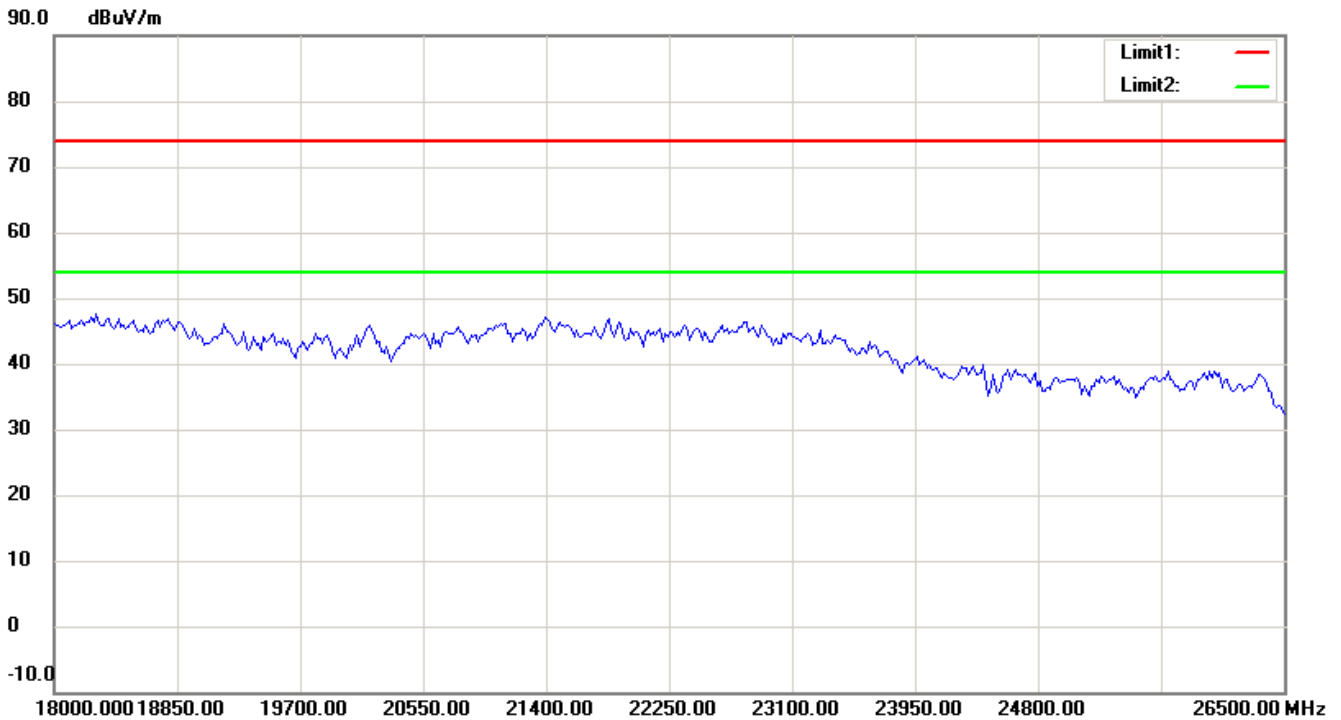
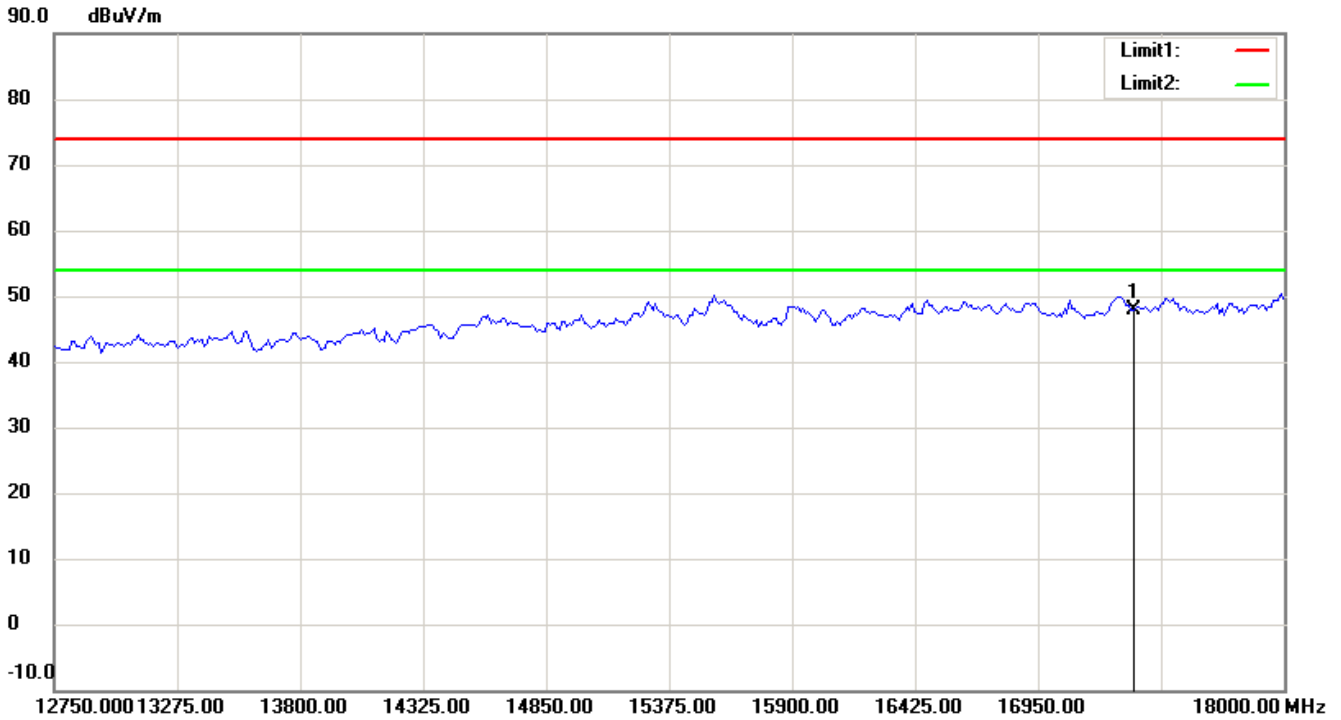
Up Line: Peak Limit Line Down Line: Ave Limit Line

Note:

1. The attached measurement plots are preliminarily pre-scanned with peak detector for determining the final checking frequencies and are for reference only.
2. The some frequencies may exceed the limit line without the specified detectors, but that cannot present the results are failed to the specification of test standard.
3. For corrected test results are listed in the relevant table of radiated test data of this test report.



Registration number: W6M21306-13280-C-1
FCC ID: IR5DK10



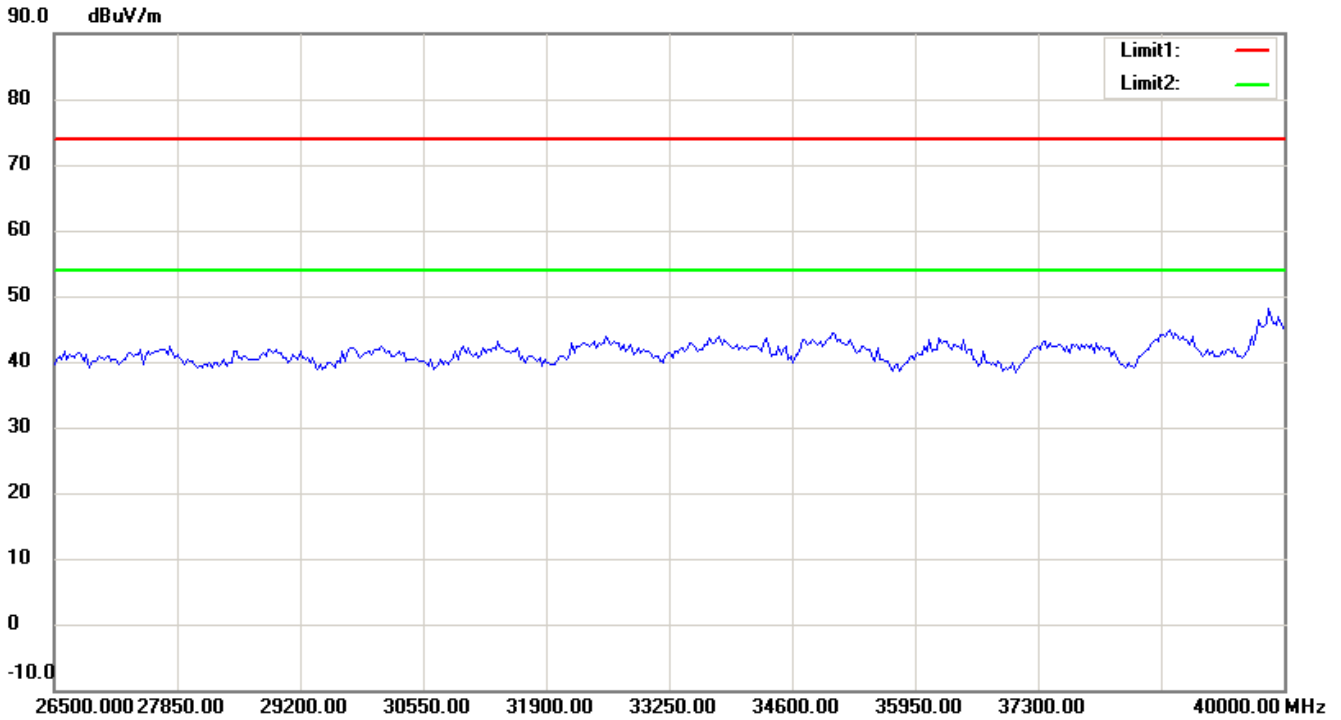
Up Line: Peak Limit Line Down Line: Ave Limit Line

Note:

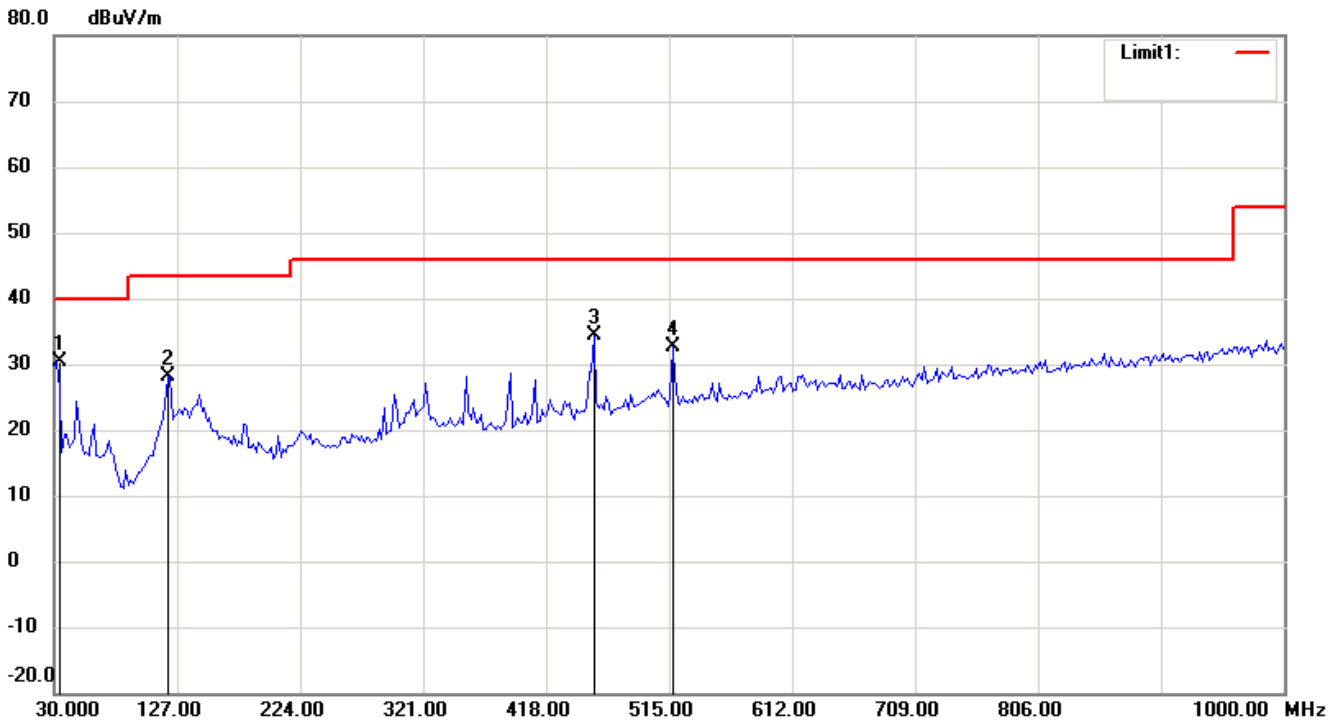
1. The attached measurement plots are preliminarily pre-scanned with peak detector for determining the final checking frequencies and are for reference only.
2. The some frequencies may exceed the limit line without the specified detectors, but that cannot present the results are failed to the specification of test standard.
3. For corrected test results are listed in the relevant table of radiated test data of this test report.



Registration number: W6M21306-13280-C-1
FCC ID: IR5DK10



Antenna Polarization V



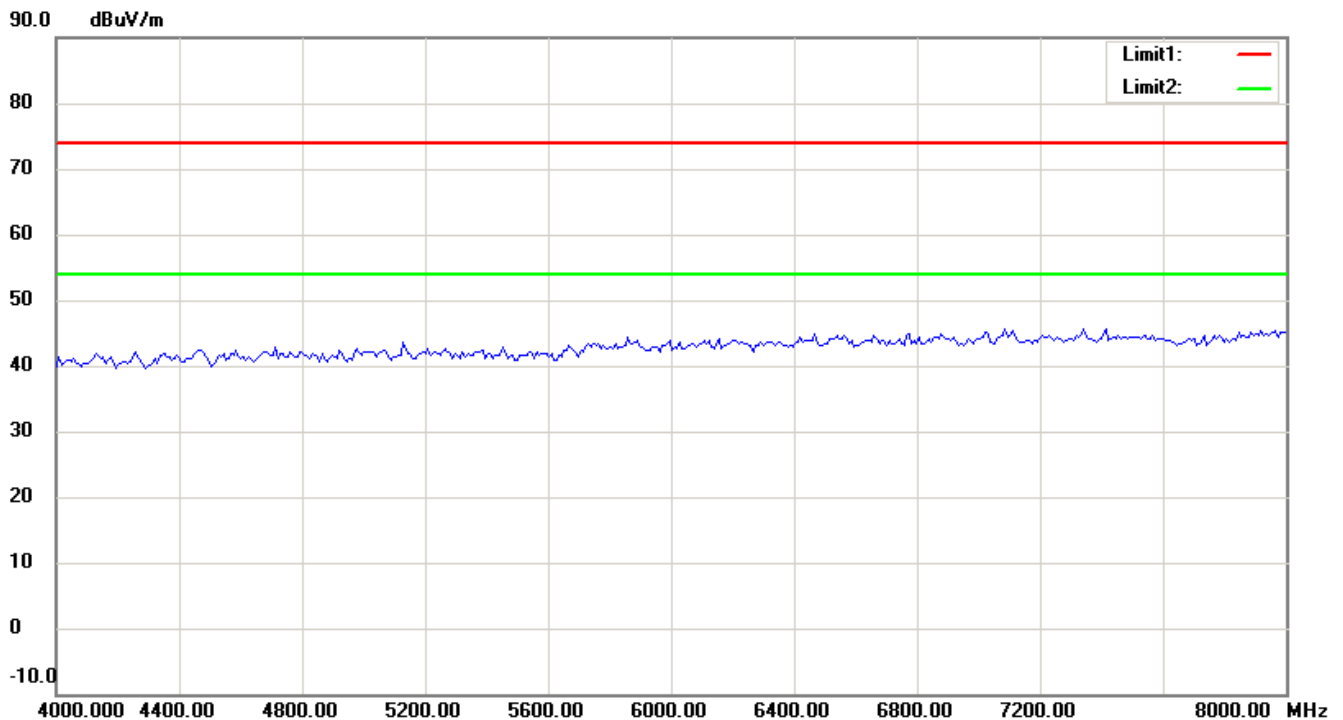
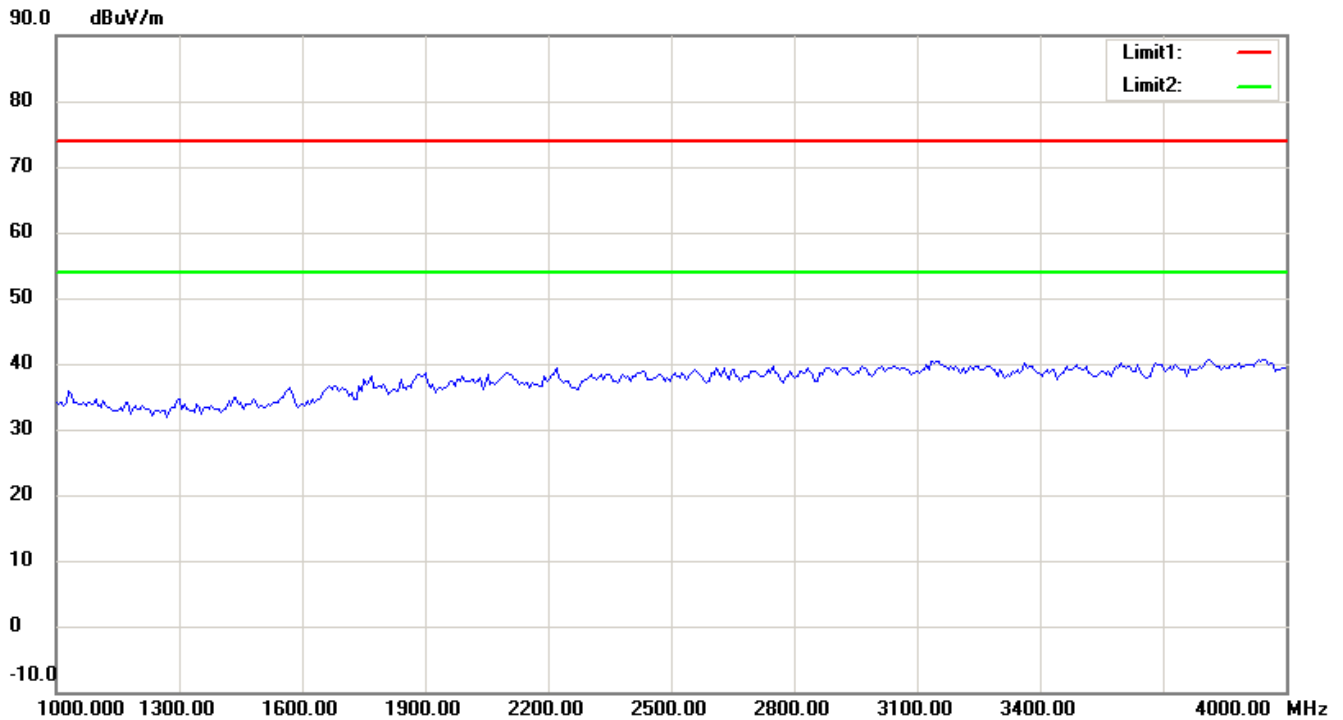
Up Line: Peak Limit Line Down Line: Ave Limit Line

Note:

1. The attached measurement plots are preliminarily pre-scanned with peak detector for determining the final checking frequencies and are for reference only.
2. The some frequencies may exceed the limit line without the specified detectors, but that cannot present the results are failed to the specification of test standard.
3. For corrected test results are listed in the relevant table of radiated test data of this test report.



Registration number: W6M21306-13280-C-1
FCC ID: IR5DK10



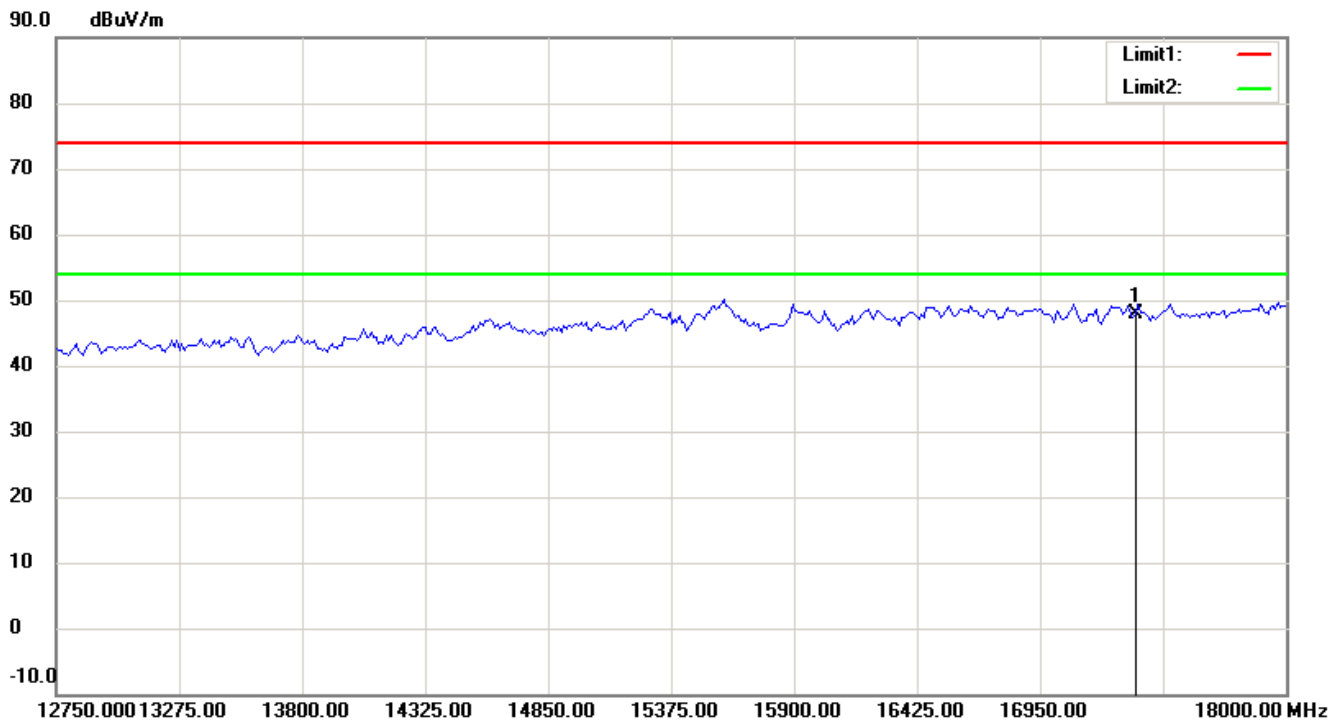
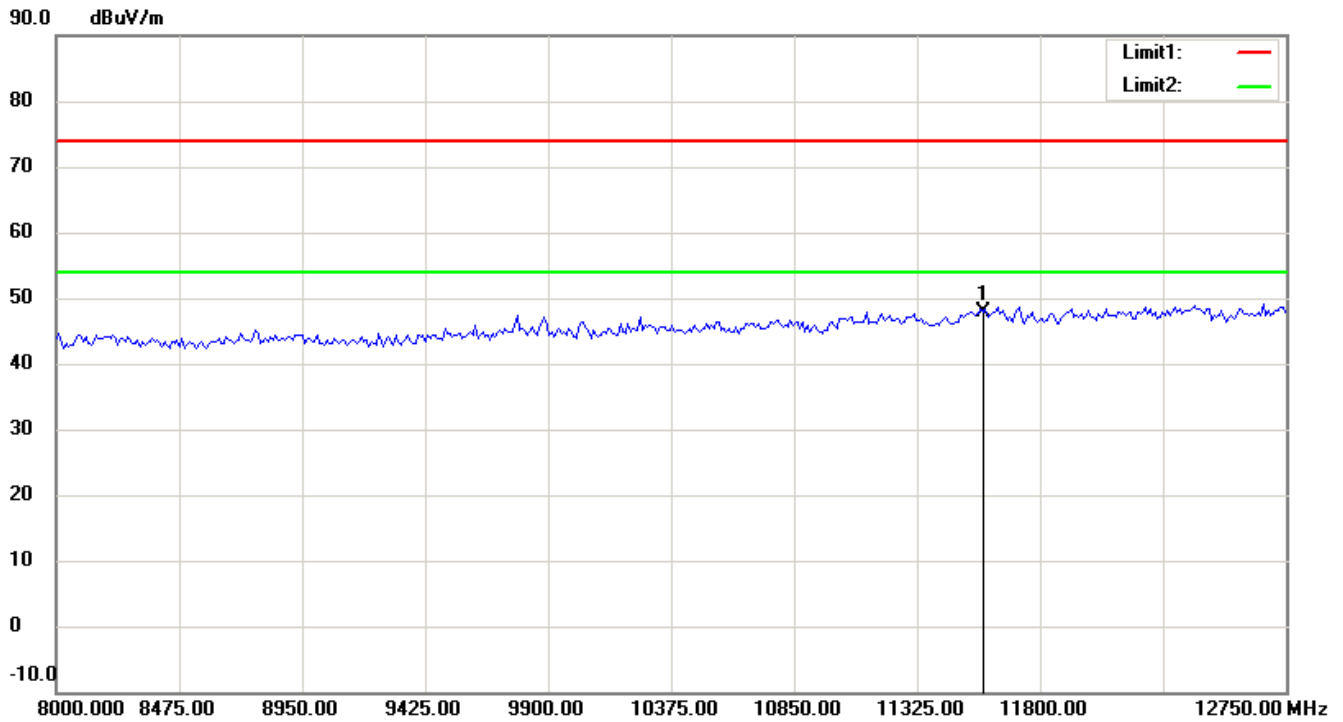
Up Line: Peak Limit Line Down Line: Ave Limit Line

Note:

1. The attached measurement plots are preliminarily pre-scanned with peak detector for determining the final checking frequencies and are for reference only.
2. The some frequencies may exceed the limit line without the specified detectors, but that cannot present the results are failed to the specification of test standard.
3. For corrected test results are listed in the relevant table of radiated test data of this test report.



Registration number: W6M21306-13280-C-1
FCC ID: IR5DK10



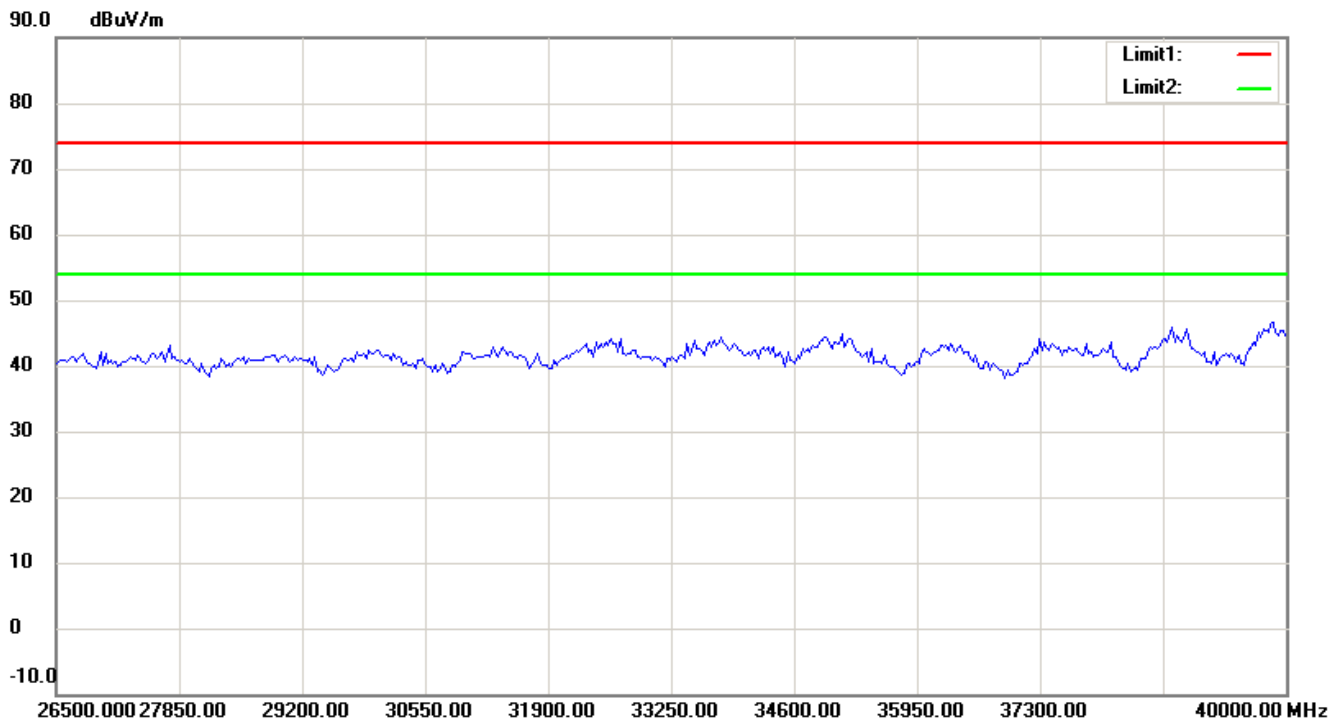
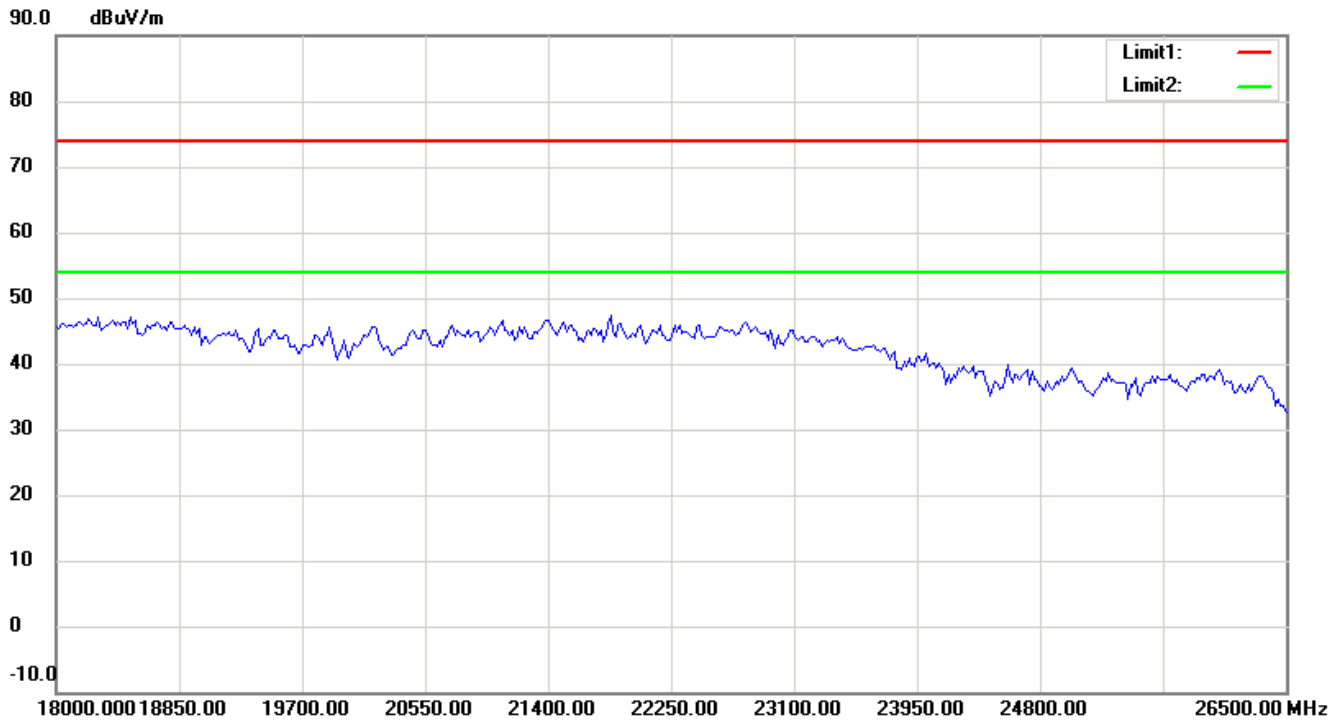
Up Line: Peak Limit Line Down Line: Ave Limit Line

Note:

1. The attached measurement plots are preliminarily pre-scanned with peak detector for determining the final checking frequencies and are for reference only.
2. The some frequencies may exceed the limit line without the specified detectors, but that cannot present the results are failed to the specification of test standard.
3. For corrected test results are listed in the relevant table of radiated test data of this test report.



Registration number: W6M21306-13280-C-1
FCC ID: IR5DK10



Up Line: Peak Limit Line Down Line: Ave Limit Line

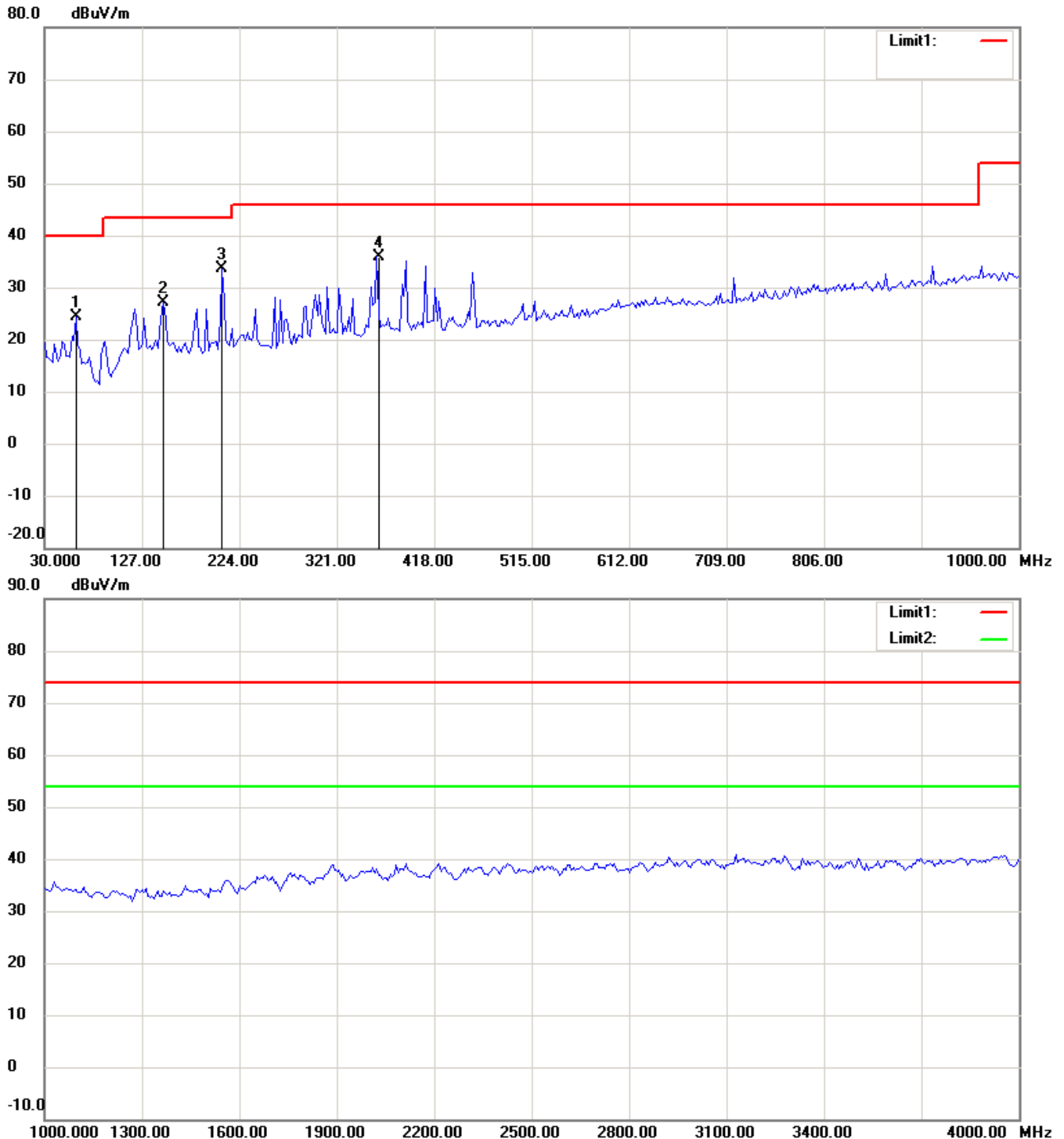
Note:

1. The attached measurement plots are preliminarily pre-scanned with peak detector for determining the final checking frequencies and are for reference only.
2. The some frequencies may exceed the limit line without the specified detectors, but that cannot present the results are failed to the specification of test standard.
3. For corrected test results are listed in the relevant table of radiated test data of this test report.



Registration number: W6M21306-13280-C-1
FCC ID: IR5DK10

TX 802.11a 5825MHz
Antenna Polarization H



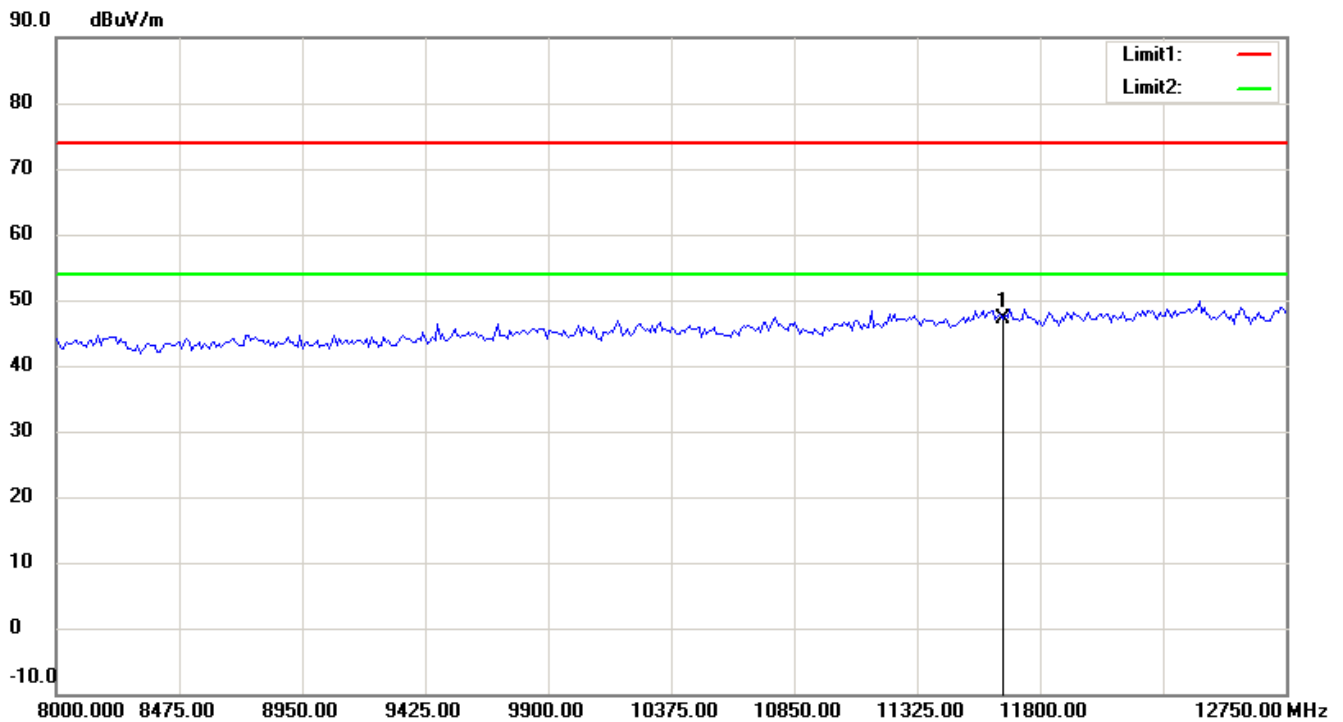
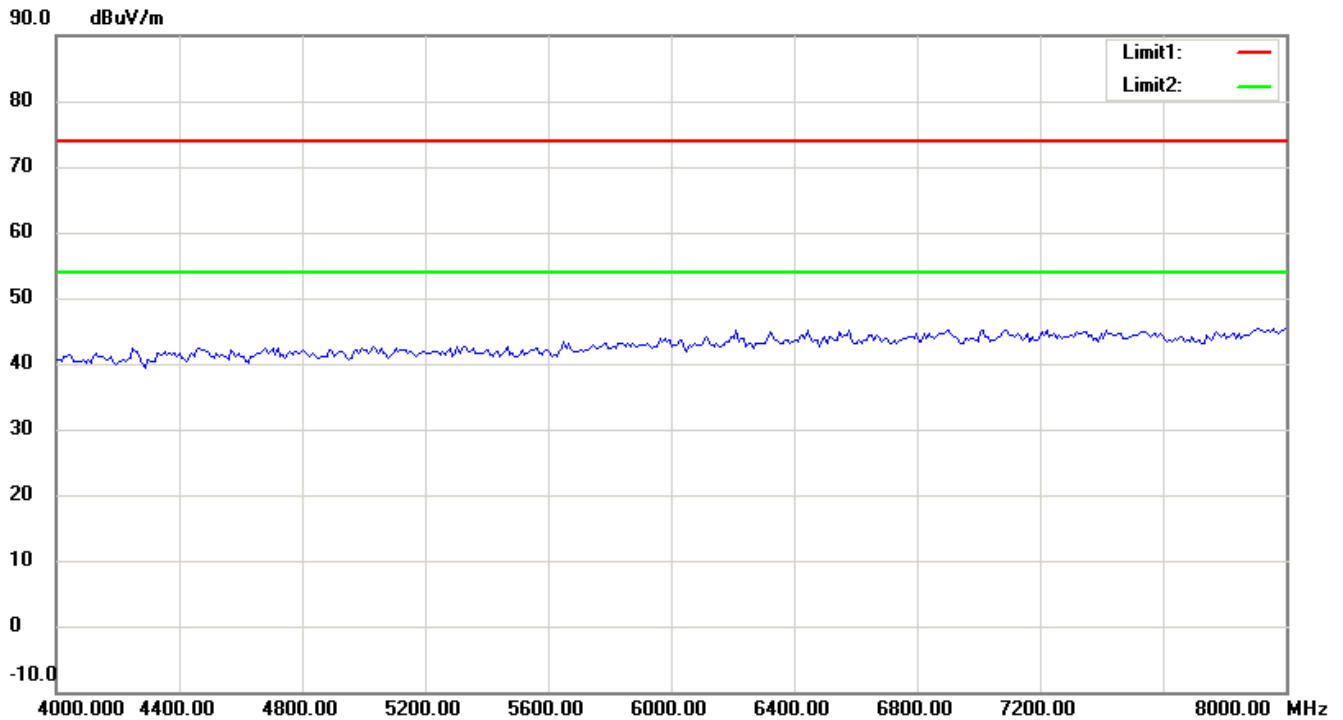
Up Line: Peak Limit Line Down Line: Ave Limit Line

Note:

1. The attached measurement plots are preliminarily pre-scanned with peak detector for determining the final checking frequencies and are for reference only.
2. The some frequencies may exceed the limit line without the specified detectors, but that cannot present the results are failed to the specification of test standard.
3. For corrected test results are listed in the relevant table of radiated test data of this test report.



Registration number: W6M21306-13280-C-1
FCC ID: IR5DK10



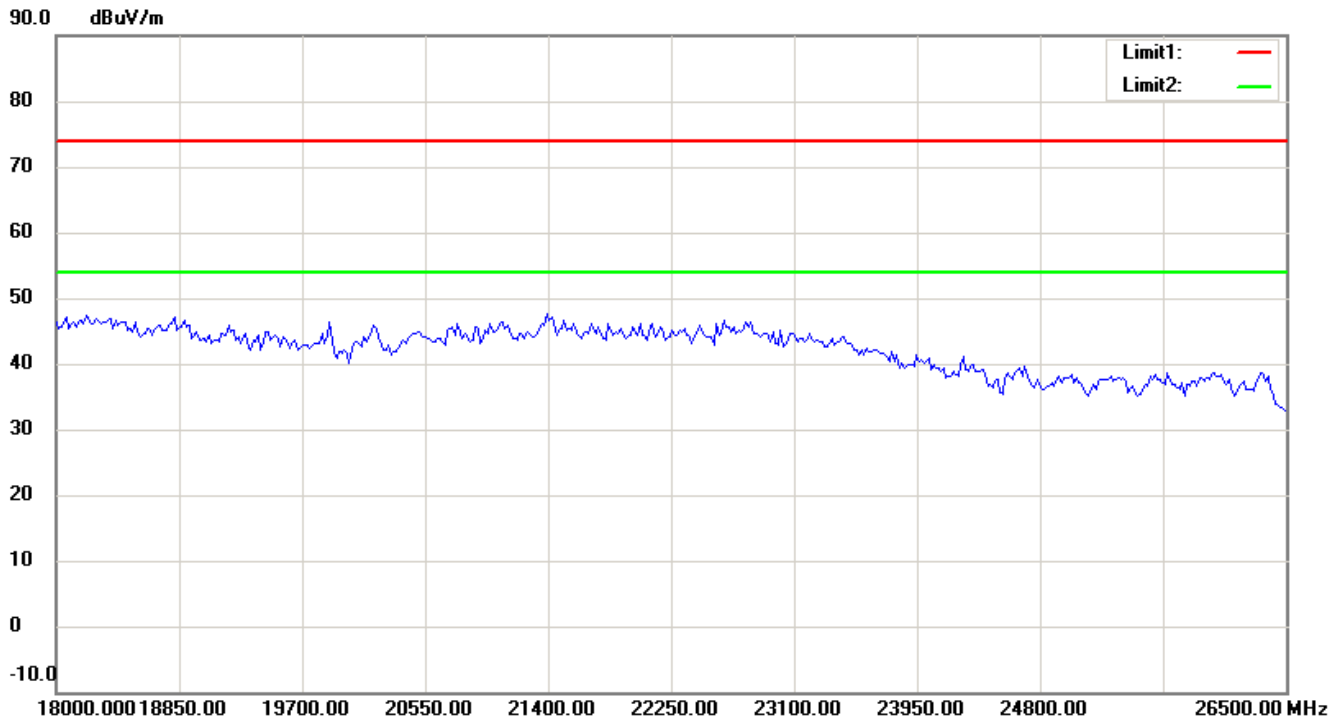
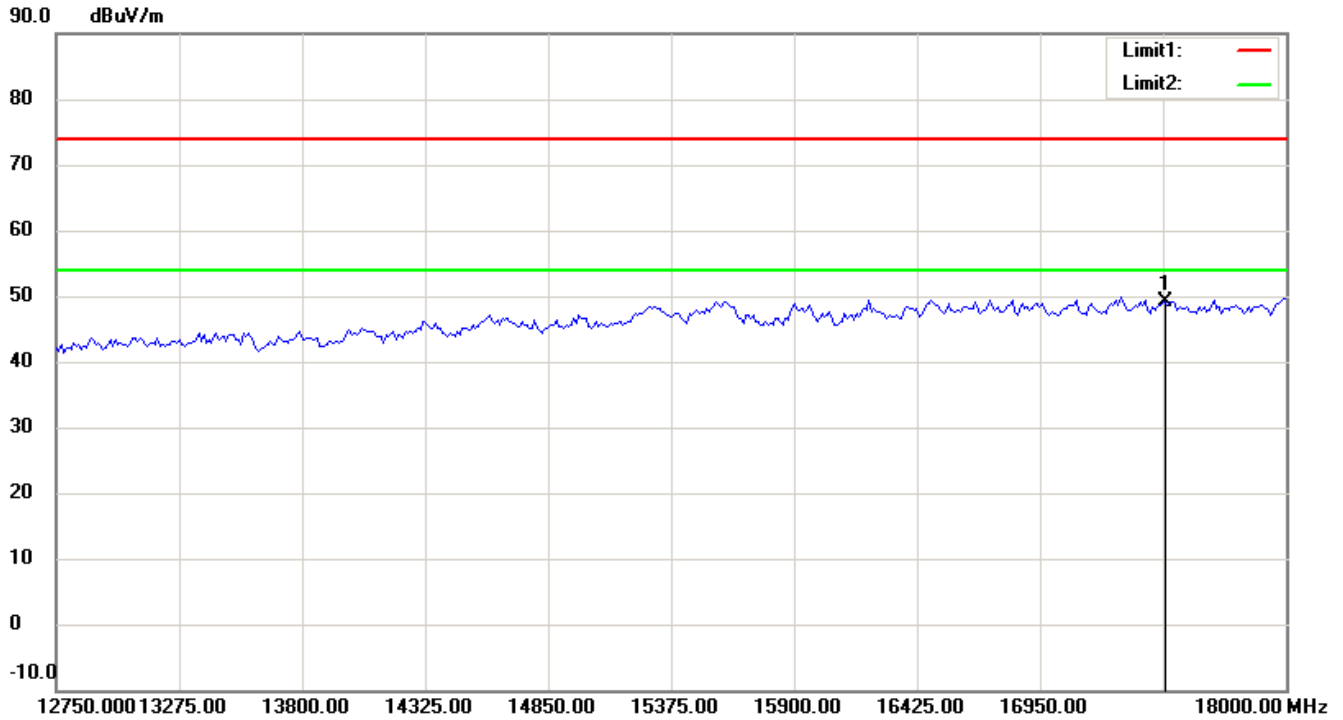
Up Line: Peak Limit Line Down Line: Ave Limit Line

Note:

1. The attached measurement plots are preliminarily pre-scanned with peak detector for determining the final checking frequencies and are for reference only.
2. The some frequencies may exceed the limit line without the specified detectors, but that cannot present the results are failed to the specification of test standard.
3. For corrected test results are listed in the relevant table of radiated test data of this test report.



Registration number: W6M21306-13280-C-1
FCC ID: IR5DK10



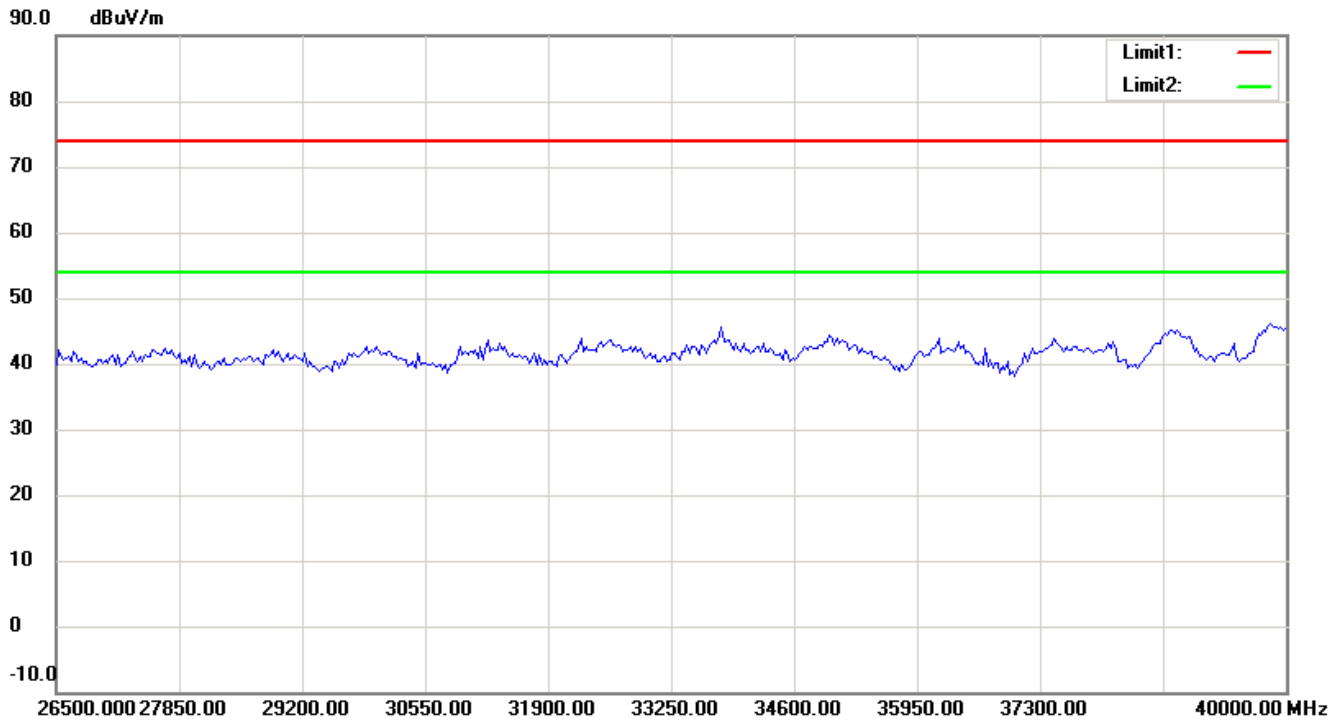
Up Line: Peak Limit Line Down Line: Ave Limit Line

Note:

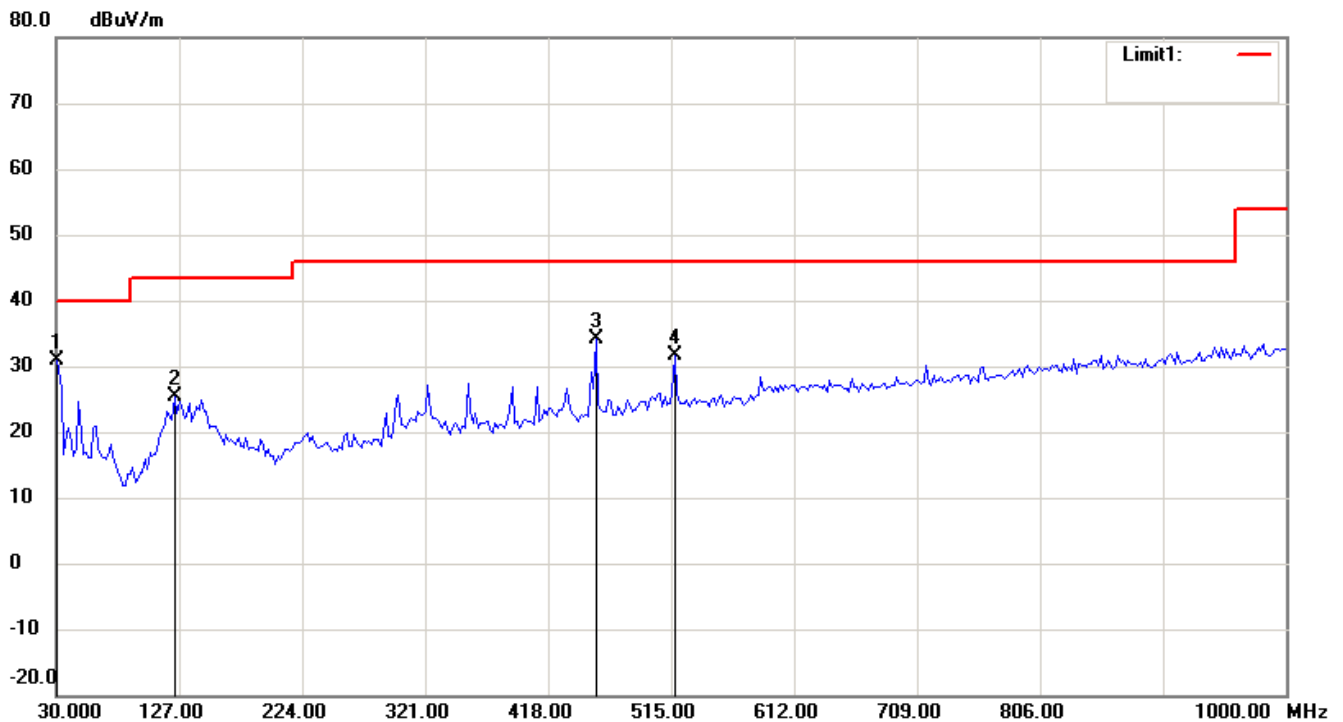
1. The attached measurement plots are preliminarily pre-scanned with peak detector for determining the final checking frequencies and are for reference only.
2. The some frequencies may exceed the limit line without the specified detectors, but that cannot present the results are failed to the specification of test standard.
3. For corrected test results are listed in the relevant table of radiated test data of this test report.



Registration number: W6M21306-13280-C-1
FCC ID: IR5DK10



Antenna Polarization V



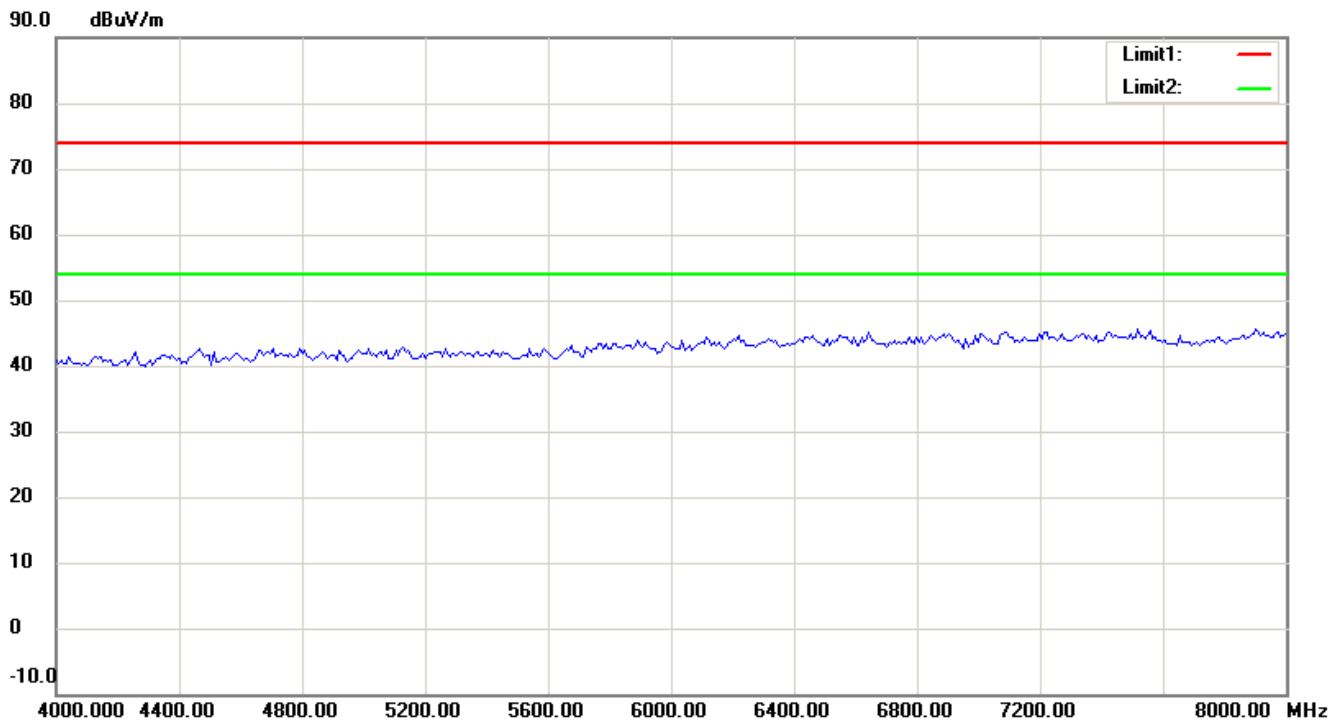
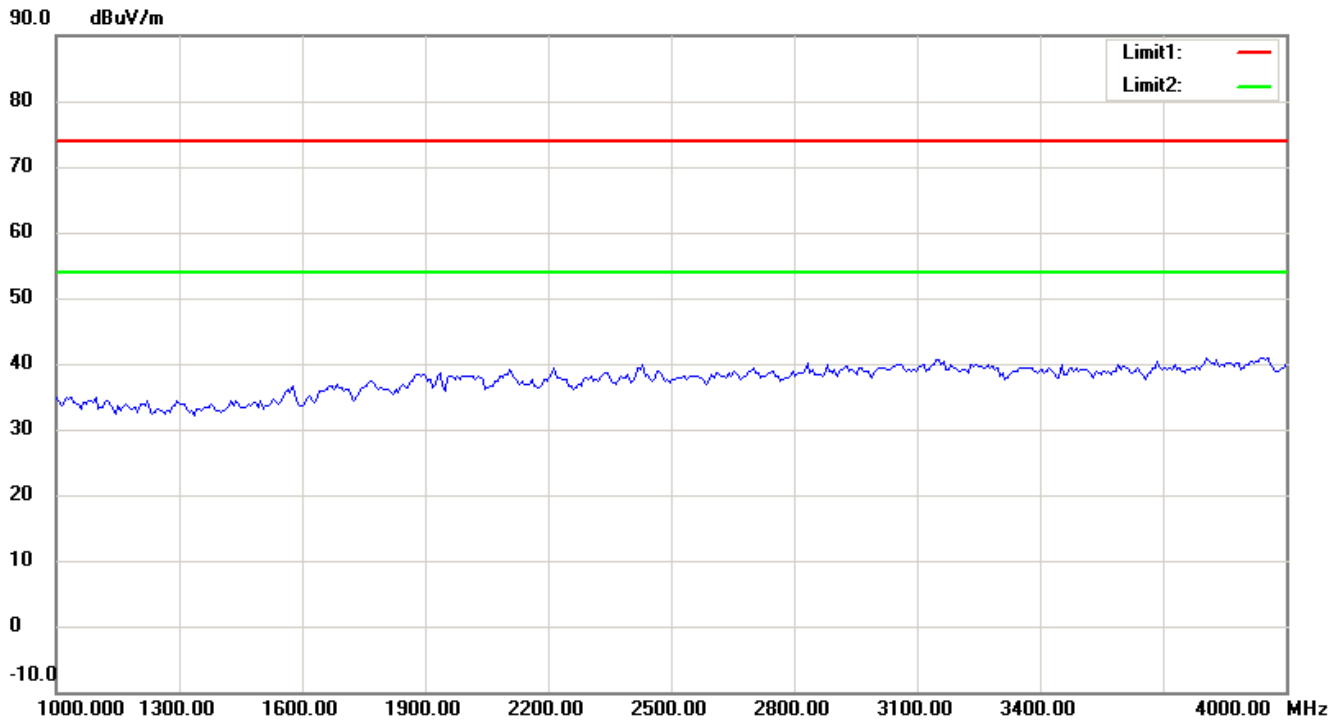
Up Line: Peak Limit Line Down Line: Ave Limit Line

Note:

1. The attached measurement plots are preliminarily pre-scanned with peak detector for determining the final checking frequencies and are for reference only.
2. The some frequencies may exceed the limit line without the specified detectors, but that cannot present the results are failed to the specification of test standard.
3. For corrected test results are listed in the relevant table of radiated test data of this test report.



Registration number: W6M21306-13280-C-1
FCC ID: IR5DK10



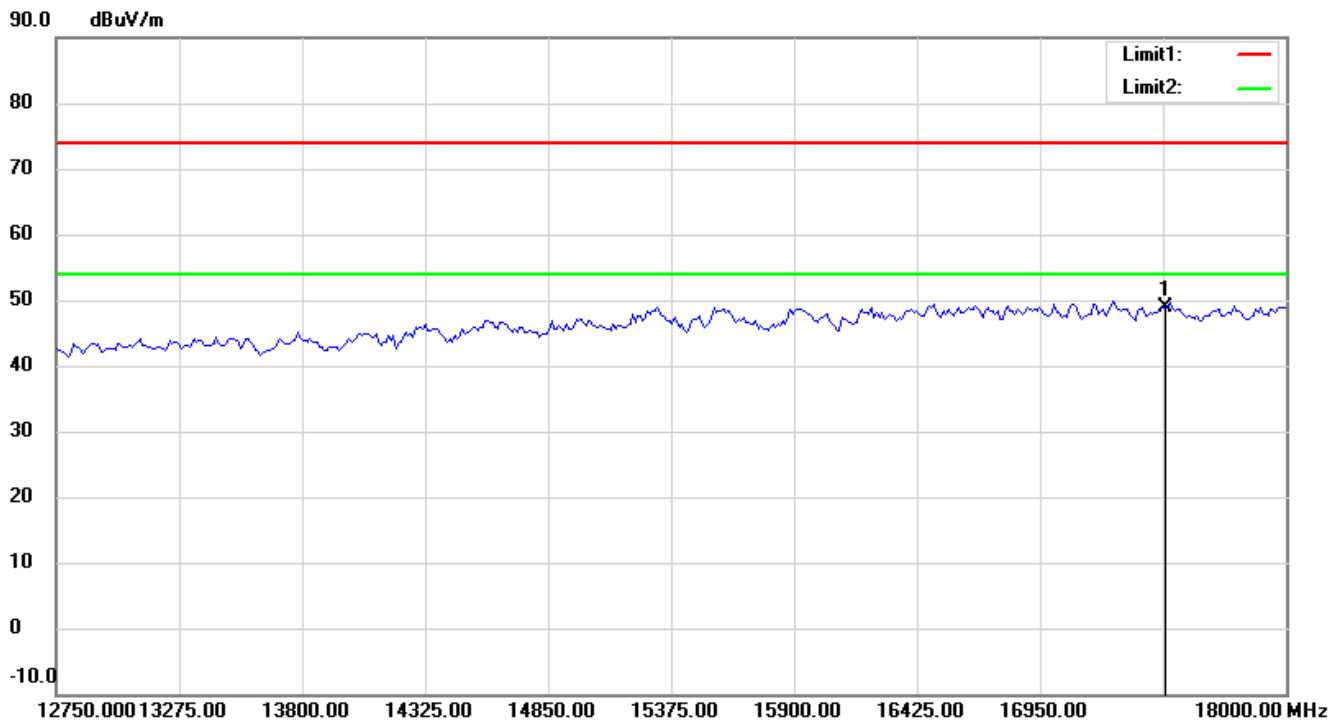
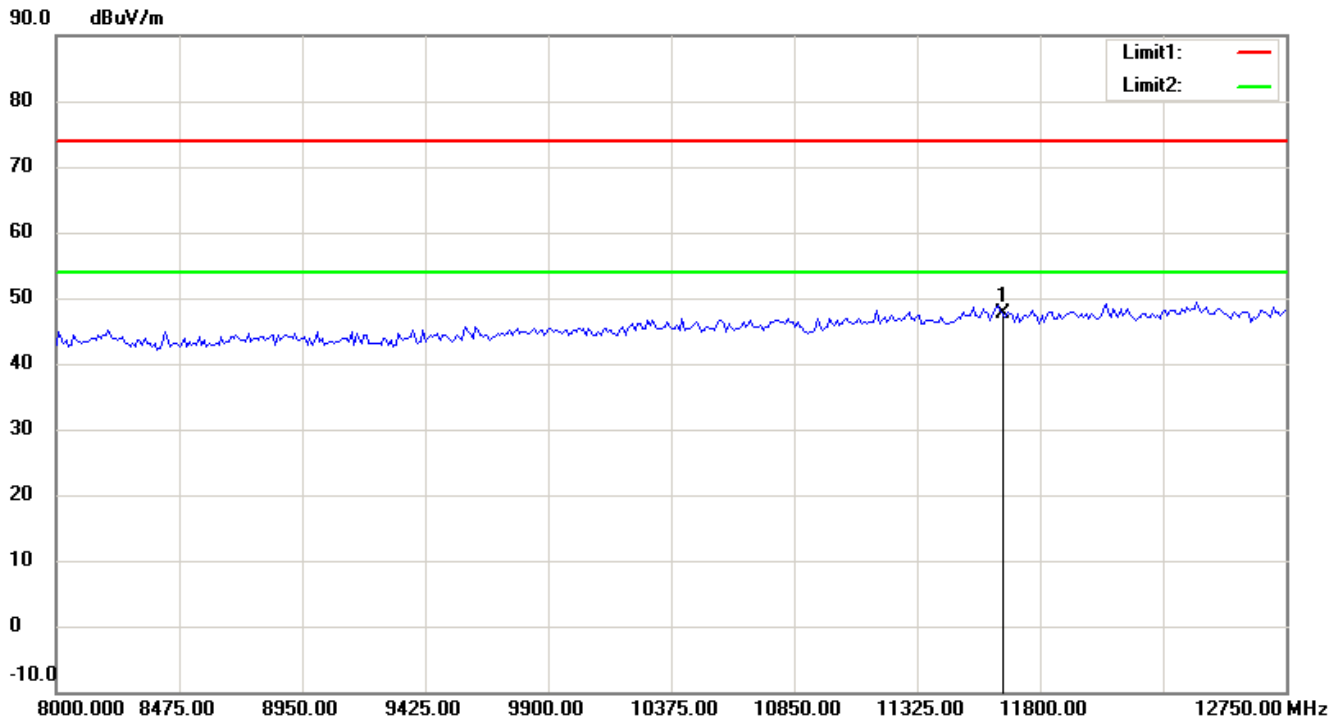
Up Line: Peak Limit Line Down Line: Ave Limit Line

Note:

1. The attached measurement plots are preliminarily pre-scanned with peak detector for determining the final checking frequencies and are for reference only.
2. The some frequencies may exceed the limit line without the specified detectors, but that cannot present the results are failed to the specification of test standard.
3. For corrected test results are listed in the relevant table of radiated test data of this test report.



Registration number: W6M21306-13280-C-1
FCC ID: IR5DK10



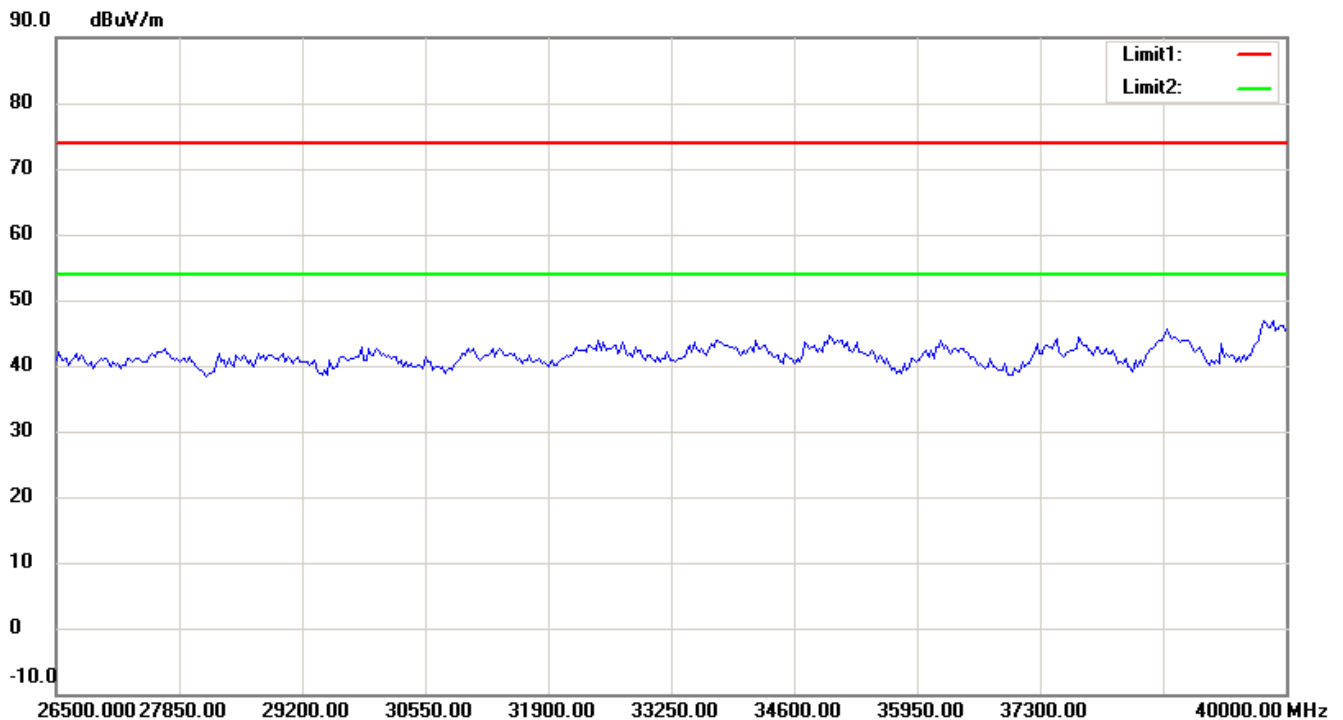
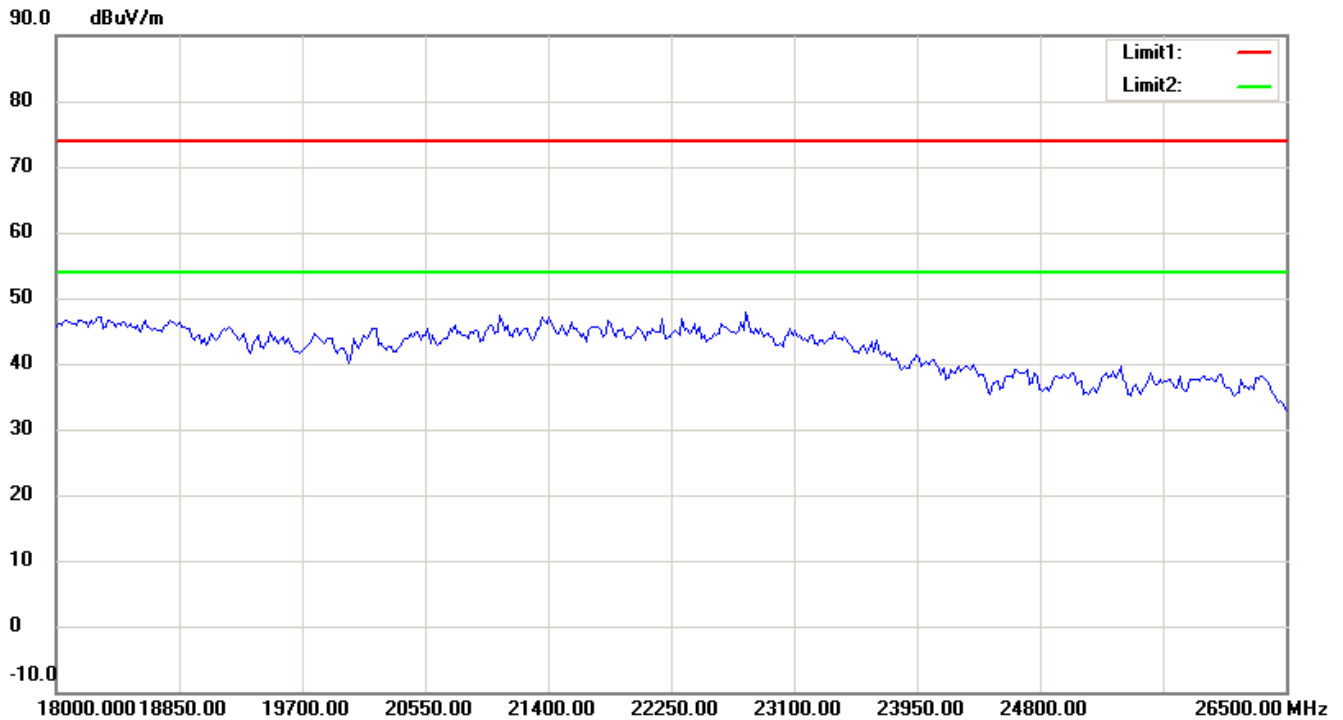
Up Line: Peak Limit Line Down Line: Ave Limit Line

Note:

1. The attached measurement plots are preliminarily pre-scanned with peak detector for determining the final checking frequencies and are for reference only.
2. The some frequencies may exceed the limit line without the specified detectors, but that cannot present the results are failed to the specification of test standard.
3. For corrected test results are listed in the relevant table of radiated test data of this test report.



Registration number: W6M21306-13280-C-1
FCC ID: IR5DK10



Up Line: Peak Limit Line Down Line: Ave Limit Line

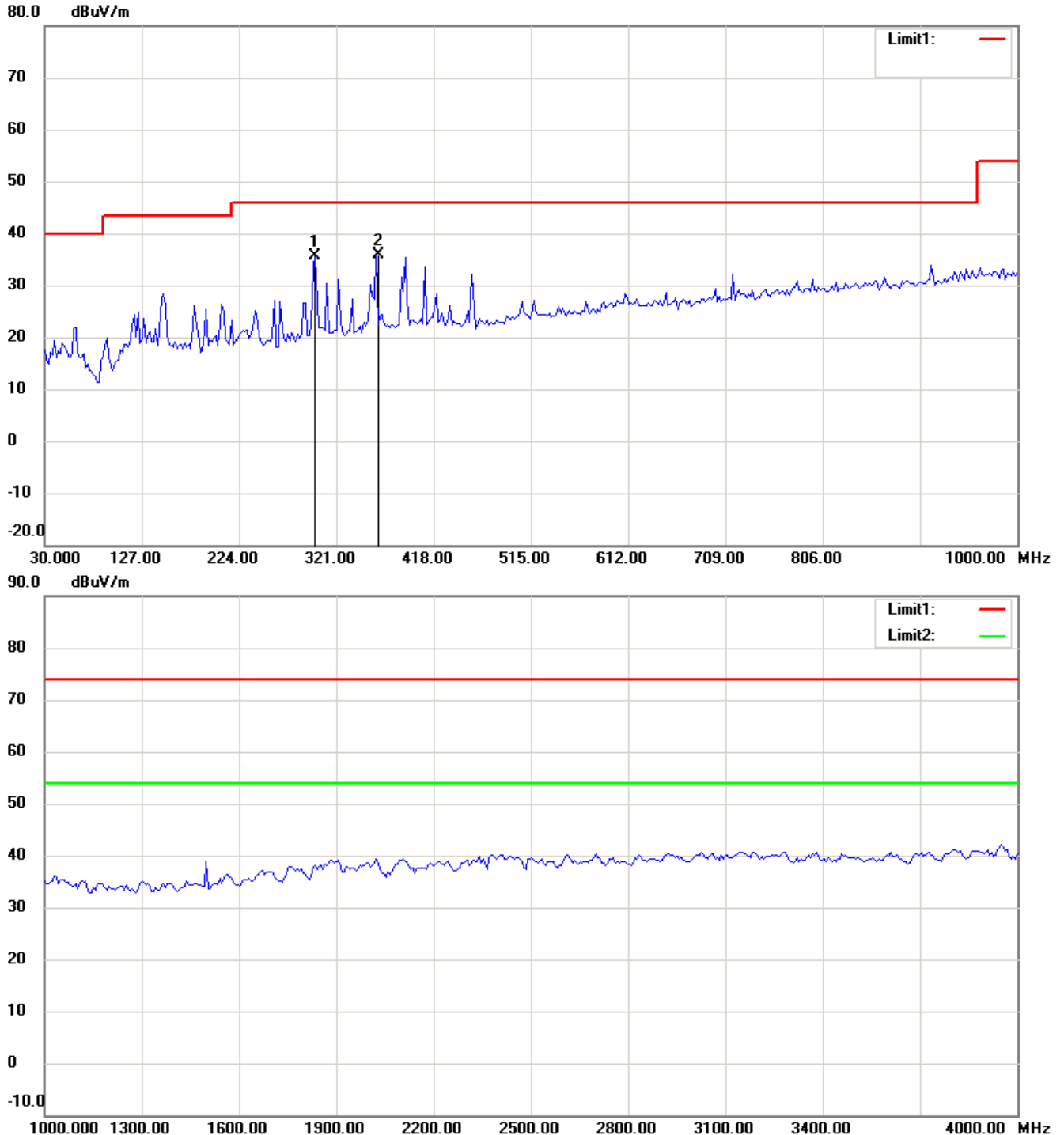
Note:

1. The attached measurement plots are preliminarily pre-scanned with peak detector for determining the final checking frequencies and are for reference only.
2. The some frequencies may exceed the limit line without the specified detectors, but that cannot present the results are failed to the specification of test standard.
3. For corrected test results are listed in the relevant table of radiated test data of this test report.



Registration number: W6M21306-13280-C-1
FCC ID: IR5DK10

TX 802.11b 2412MHz
Antenna Polarization H



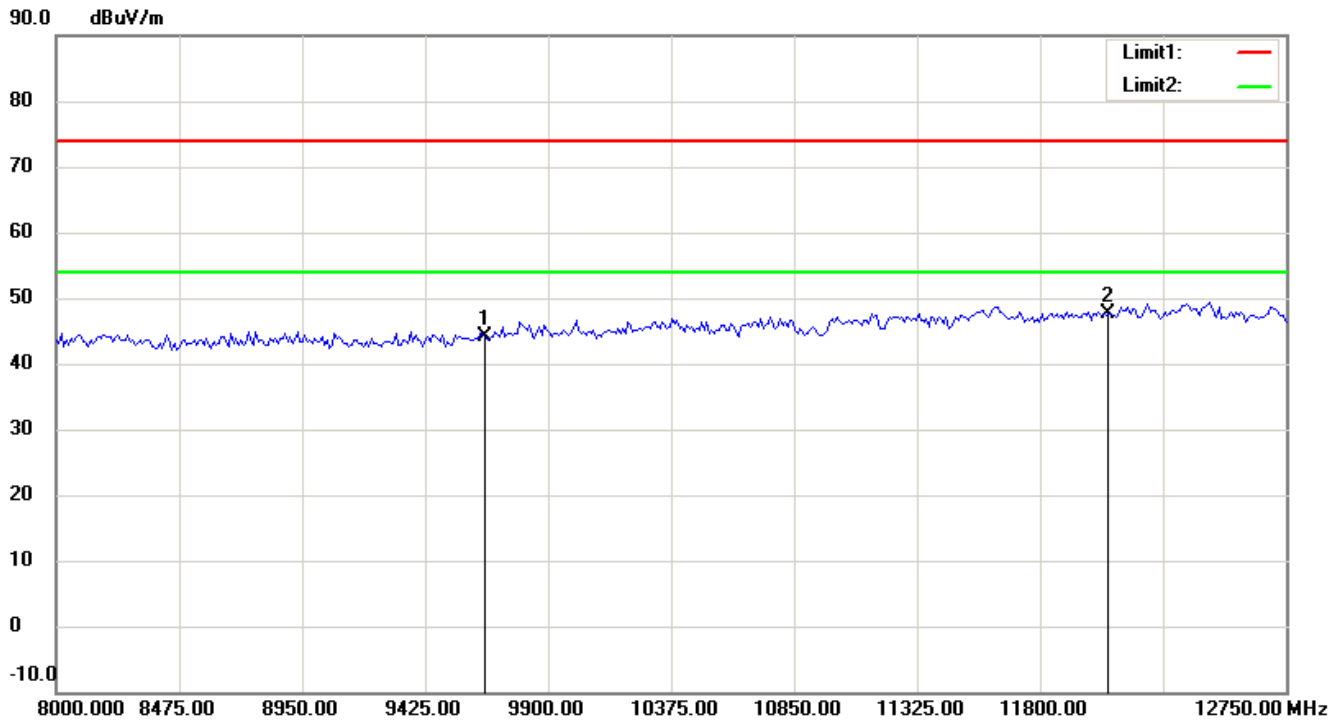
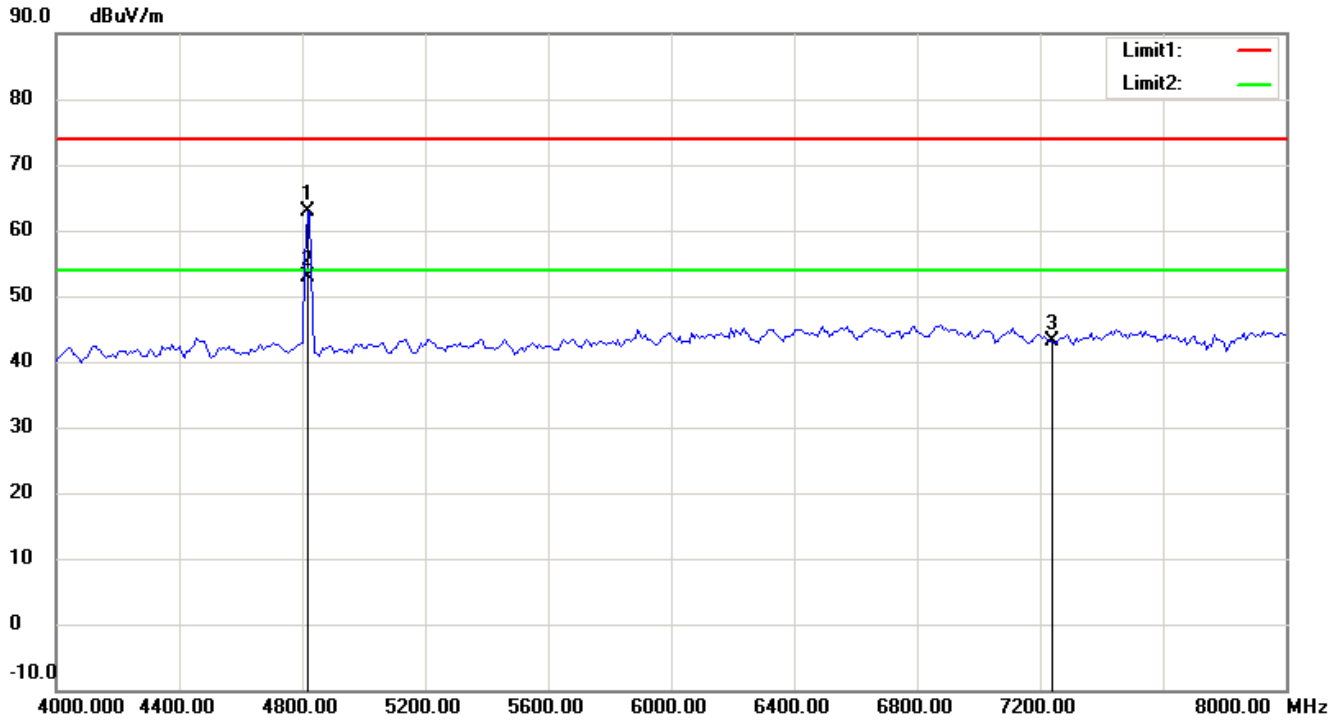
Up Line: Peak Limit Line Down Line: Ave Limit Line

Note:

1. The attached measurement plots are preliminarily pre-scanned with peak detector for determining the final checking frequencies and are for reference only.
2. The some frequencies may exceed the limit line without the specified detectors, but that cannot present the results are failed to the specification of test standard.
3. For corrected test results are listed in the relevant table of radiated test data of this test report.



Registration number: W6M21306-13280-C-1
FCC ID: IR5DK10



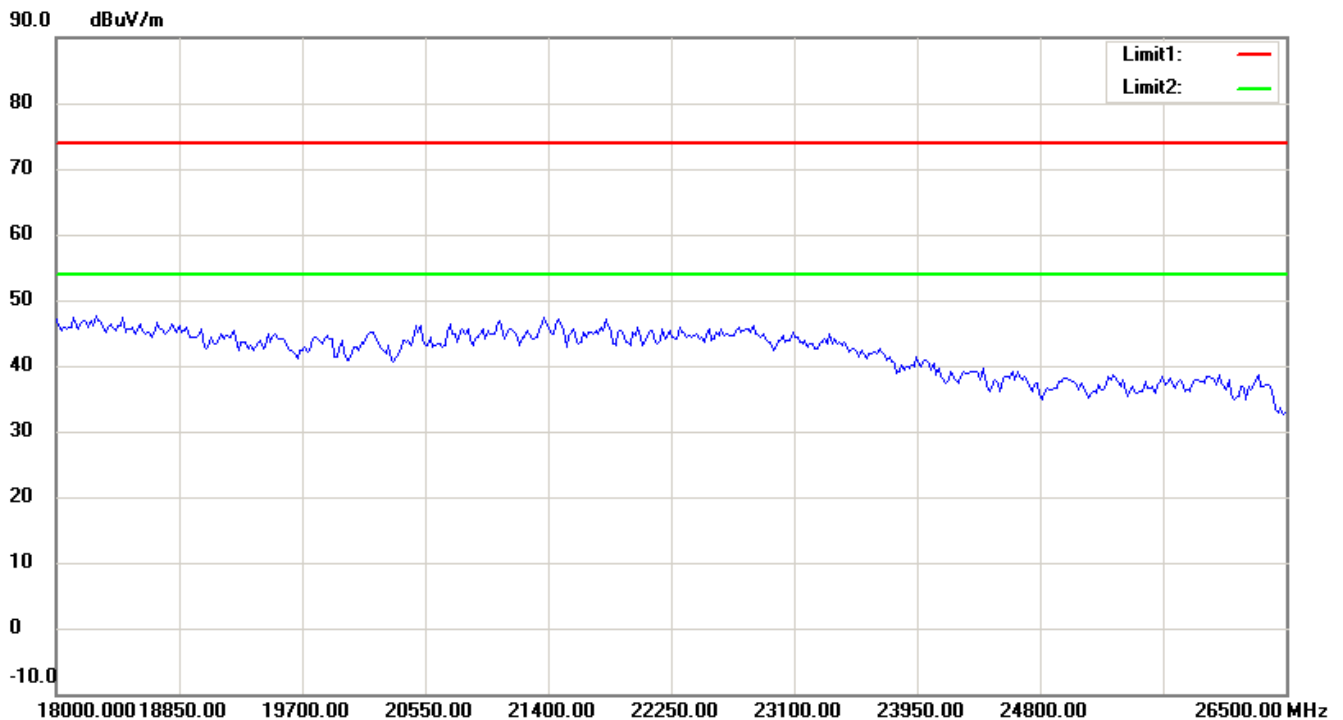
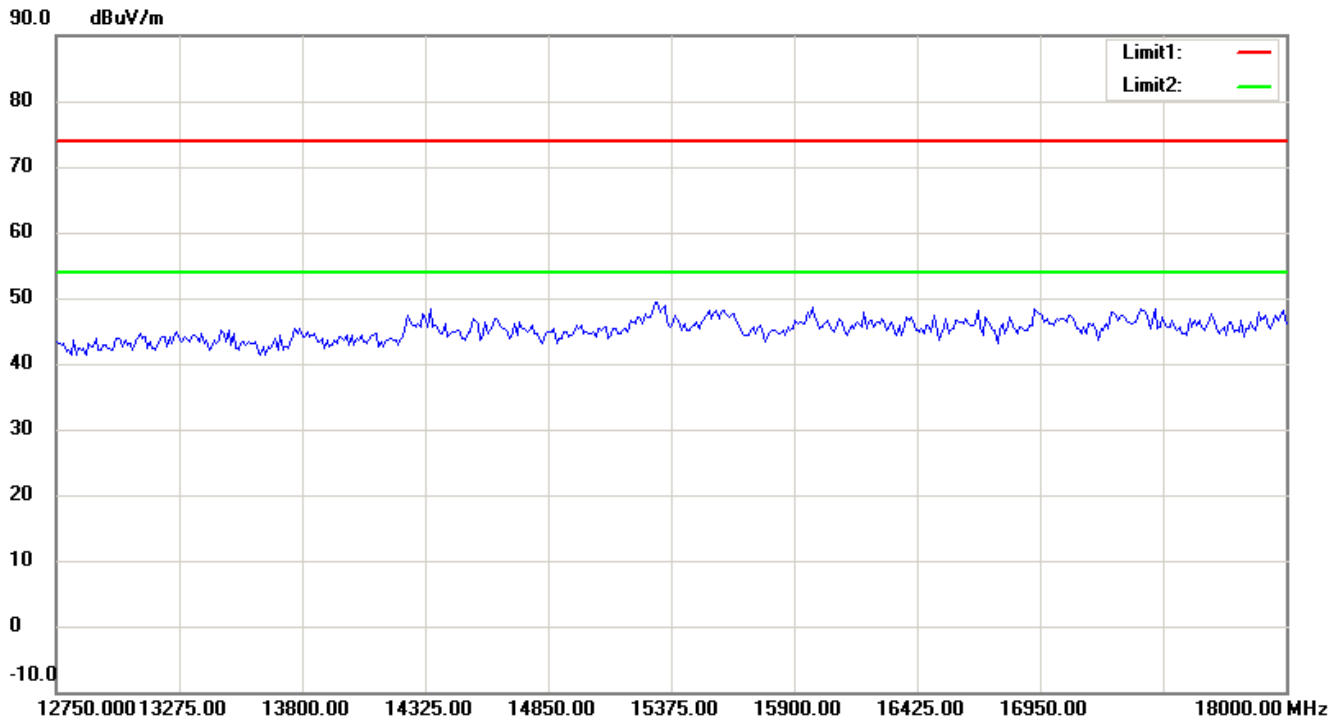
Up Line: Peak Limit Line Down Line: Ave Limit Line

Note:

1. The attached measurement plots are preliminarily pre-scanned with peak detector for determining the final checking frequencies and are for reference only.
2. The some frequencies may exceed the limit line without the specified detectors, but that cannot present the results are failed to the specification of test standard.
3. For corrected test results are listed in the relevant table of radiated test data of this test report.




Registration number: W6M21306-13280-C-1
FCC ID: IR5DK10



Up Line: Peak Limit Line Down Line: Ave Limit Line

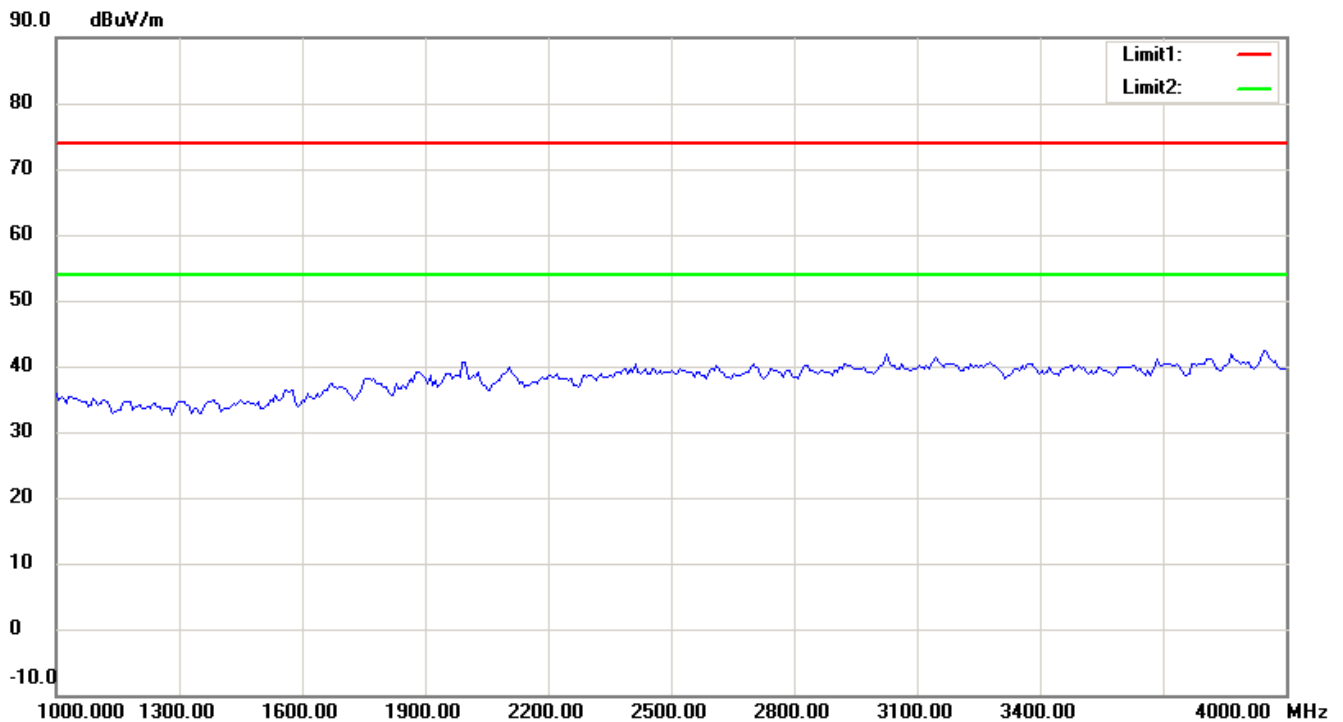
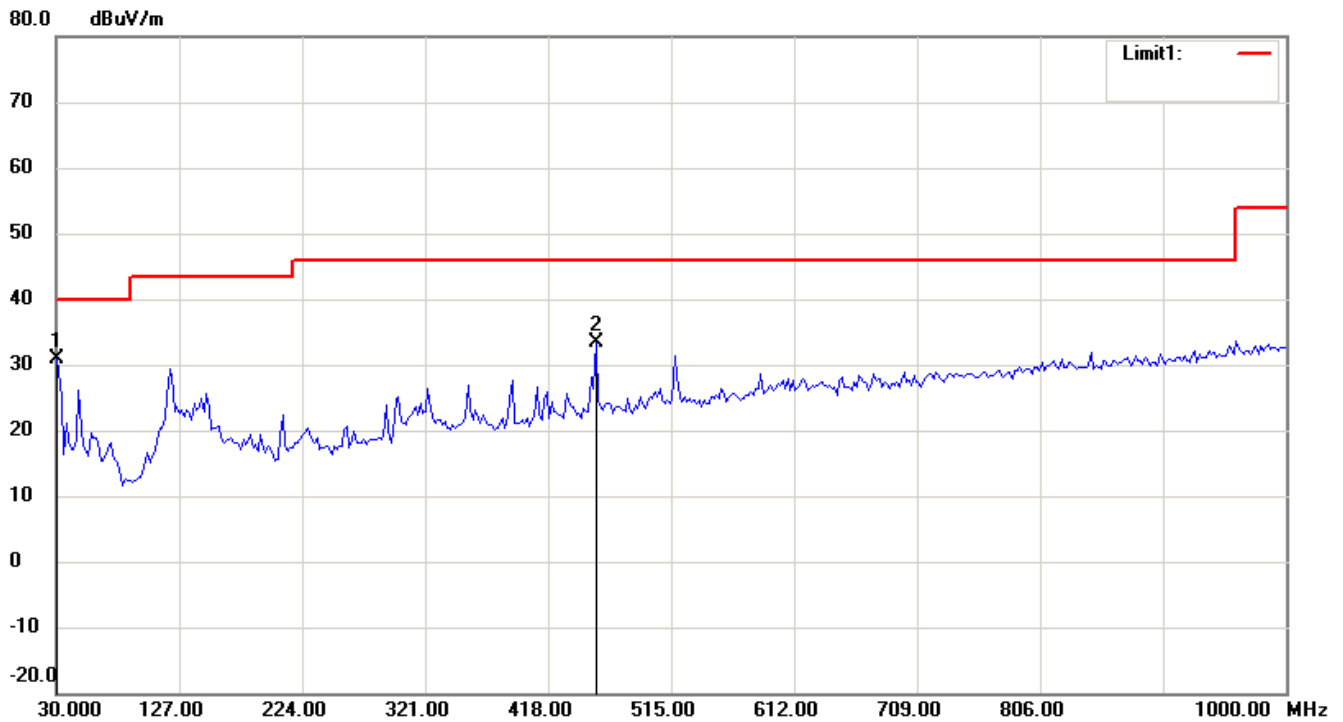
Note:

1. The attached measurement plots are preliminarily pre-scanned with peak detector for determining the final checking frequencies and are for reference only.
2. The some frequencies may exceed the limit line without the specified detectors, but that cannot present the results are failed to the specification of test standard.
3. For corrected test results are listed in the relevant table of radiated test data of this test report.



Registration number: W6M21306-13280-C-1
FCC ID: IR5DK10

Antenna Polarization V



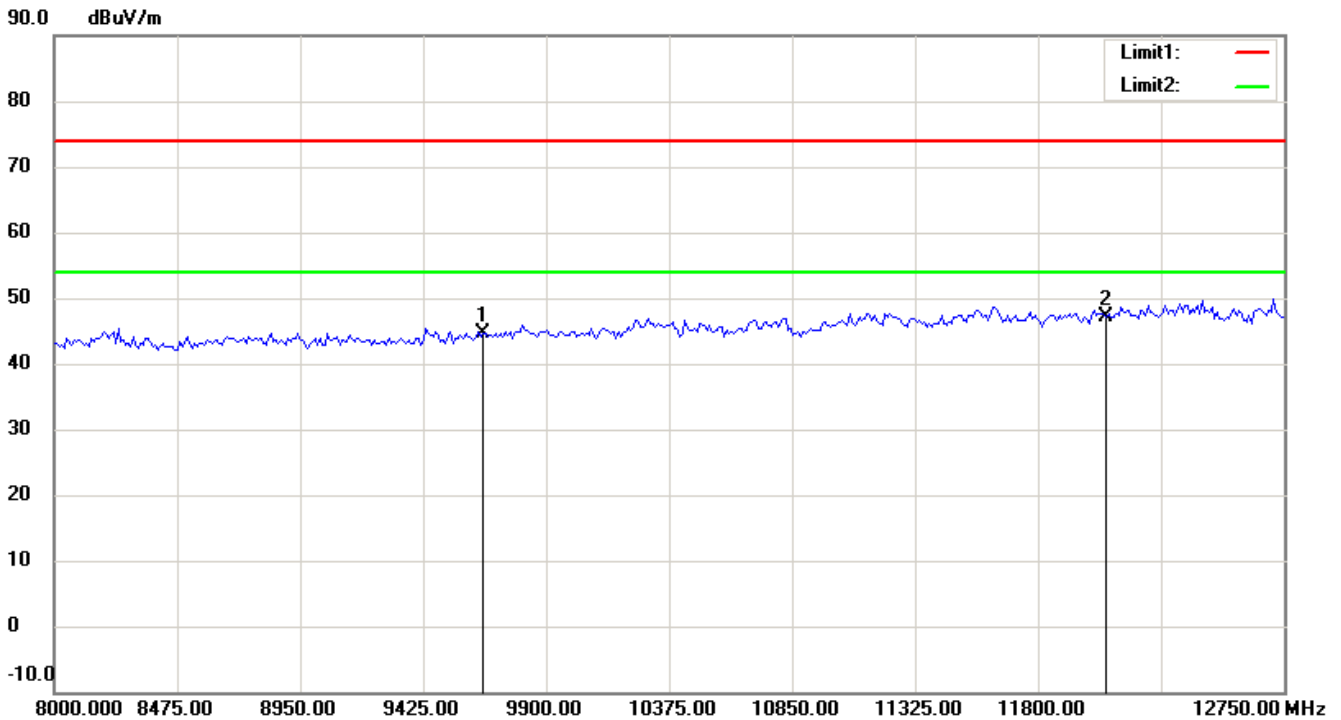
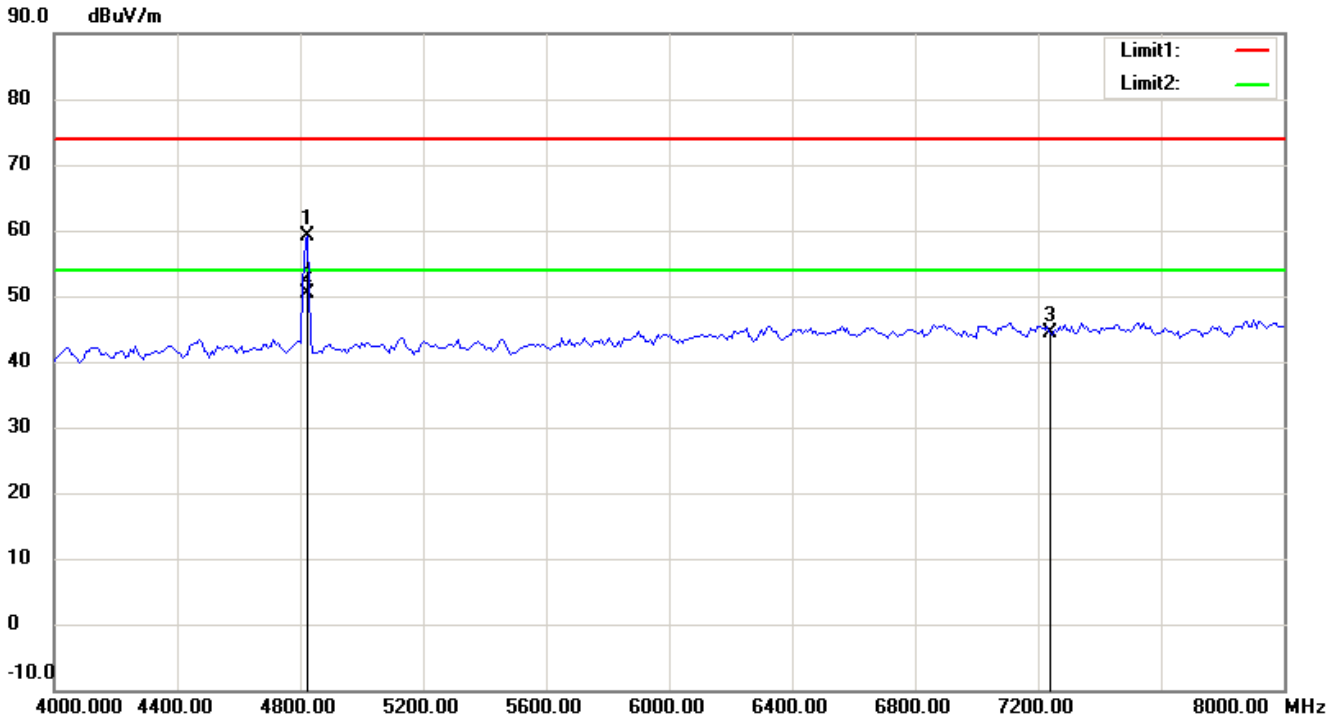
Up Line: Peak Limit Line Down Line: Ave Limit Line

Note:

1. The attached measurement plots are preliminarily pre-scanned with peak detector for determining the final checking frequencies and are for reference only.
2. The some frequencies may exceed the limit line without the specified detectors, but that cannot present the results are failed to the specification of test standard.
3. For corrected test results are listed in the relevant table of radiated test data of this test report.



Registration number: W6M21306-13280-C-1
FCC ID: IR5DK10



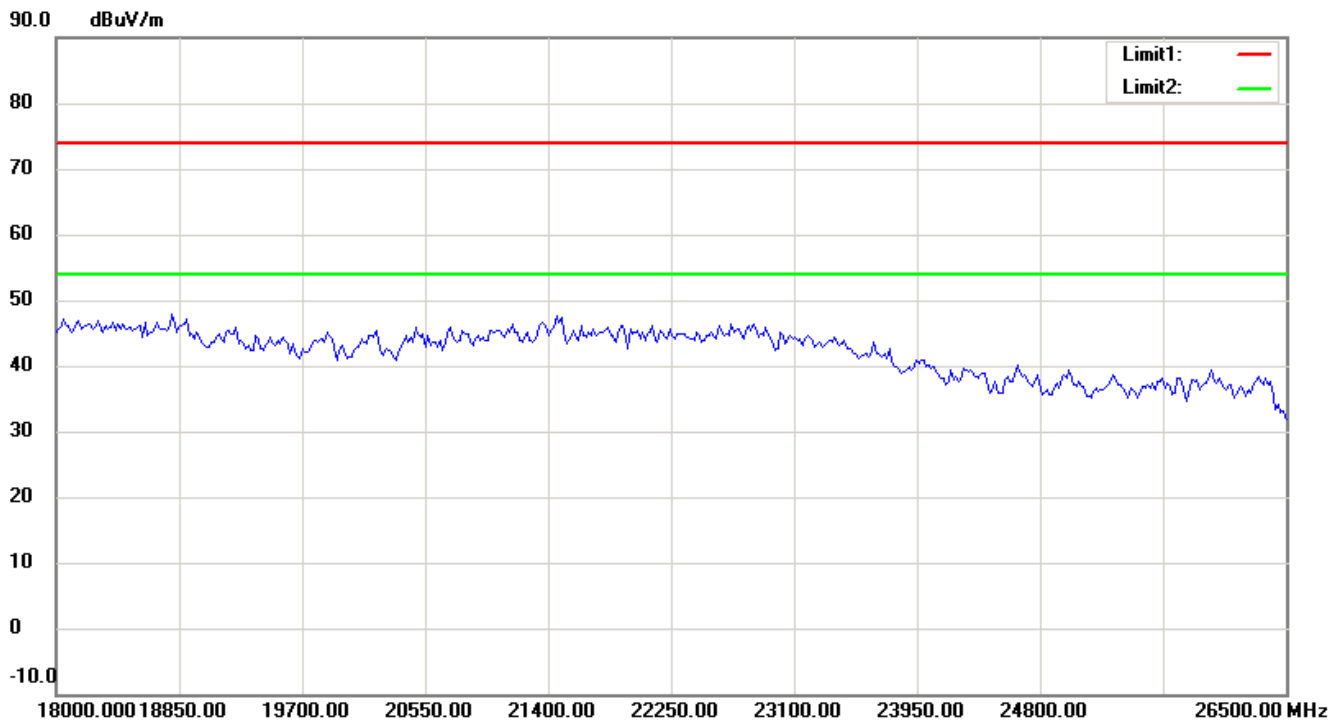
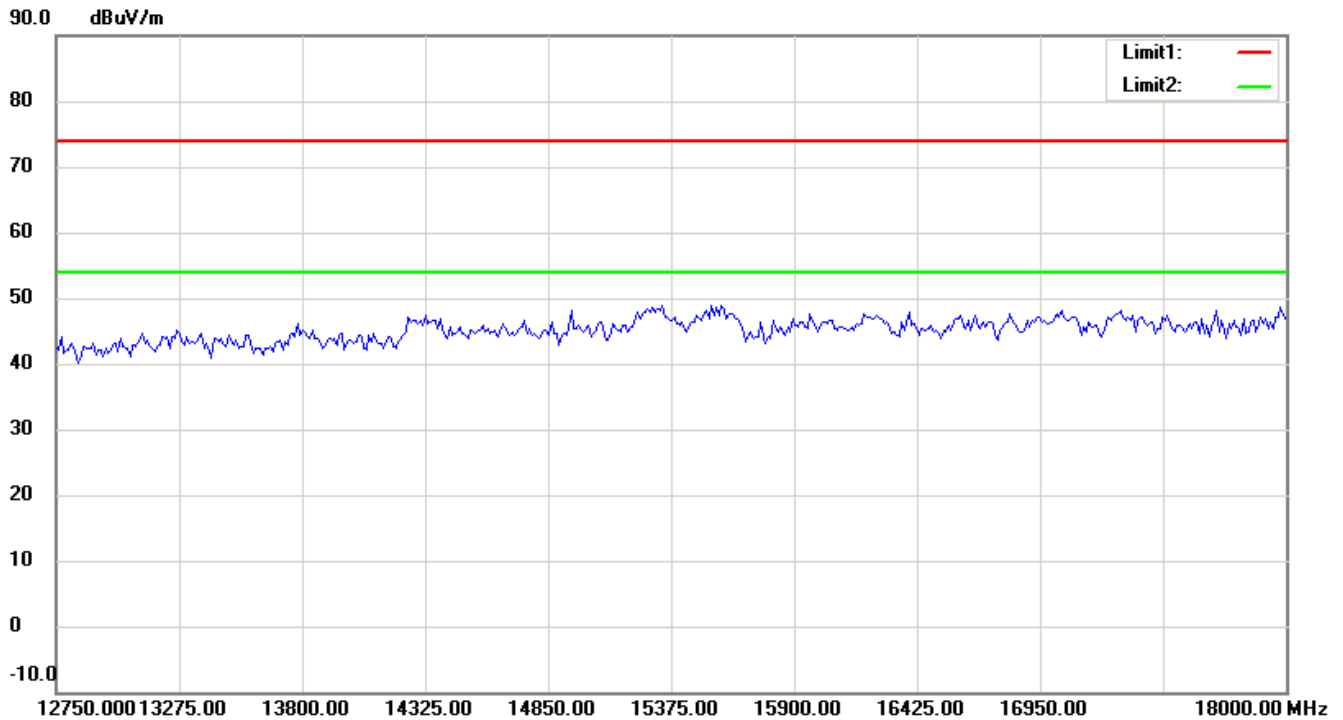
Up Line: Peak Limit Line Down Line: Ave Limit Line

Note:

1. The attached measurement plots are preliminarily pre-scanned with peak detector for determining the final checking frequencies and are for reference only.
2. The some frequencies may exceed the limit line without the specified detectors, but that cannot present the results are failed to the specification of test standard.
3. For corrected test results are listed in the relevant table of radiated test data of this test report.



Registration number: W6M21306-13280-C-1
FCC ID: IR5DK10



Up Line: Peak Limit Line Down Line: Ave Limit Line

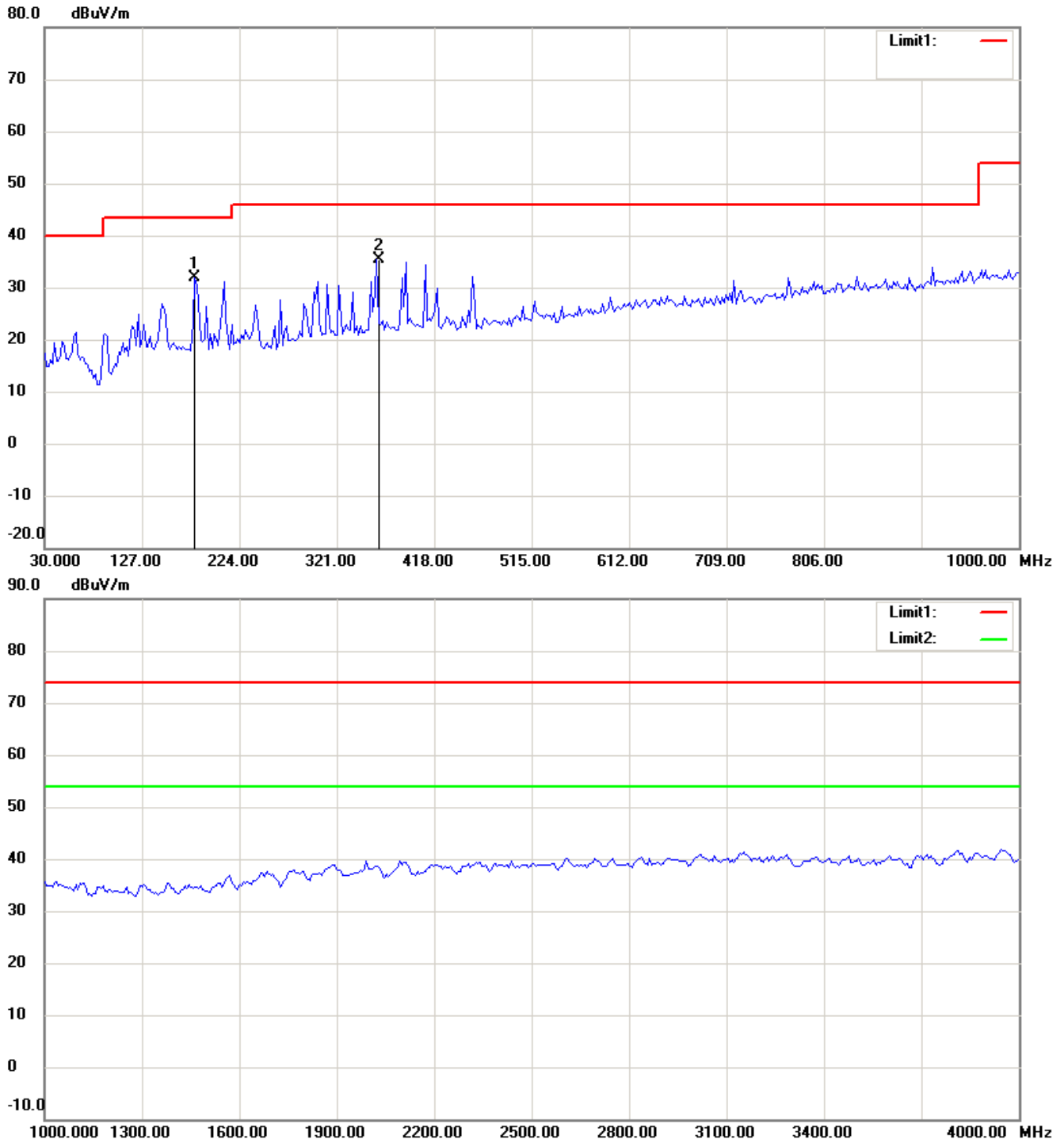
Note:

1. The attached measurement plots are preliminarily pre-scanned with peak detector for determining the final checking frequencies and are for reference only.
2. The some frequencies may exceed the limit line without the specified detectors, but that cannot present the results are failed to the specification of test standard.
3. For corrected test results are listed in the relevant table of radiated test data of this test report.



Registration number: W6M21306-13280-C-1
FCC ID: IR5DK10

TX 802.11b 2437MHz
Antenna Polarization H



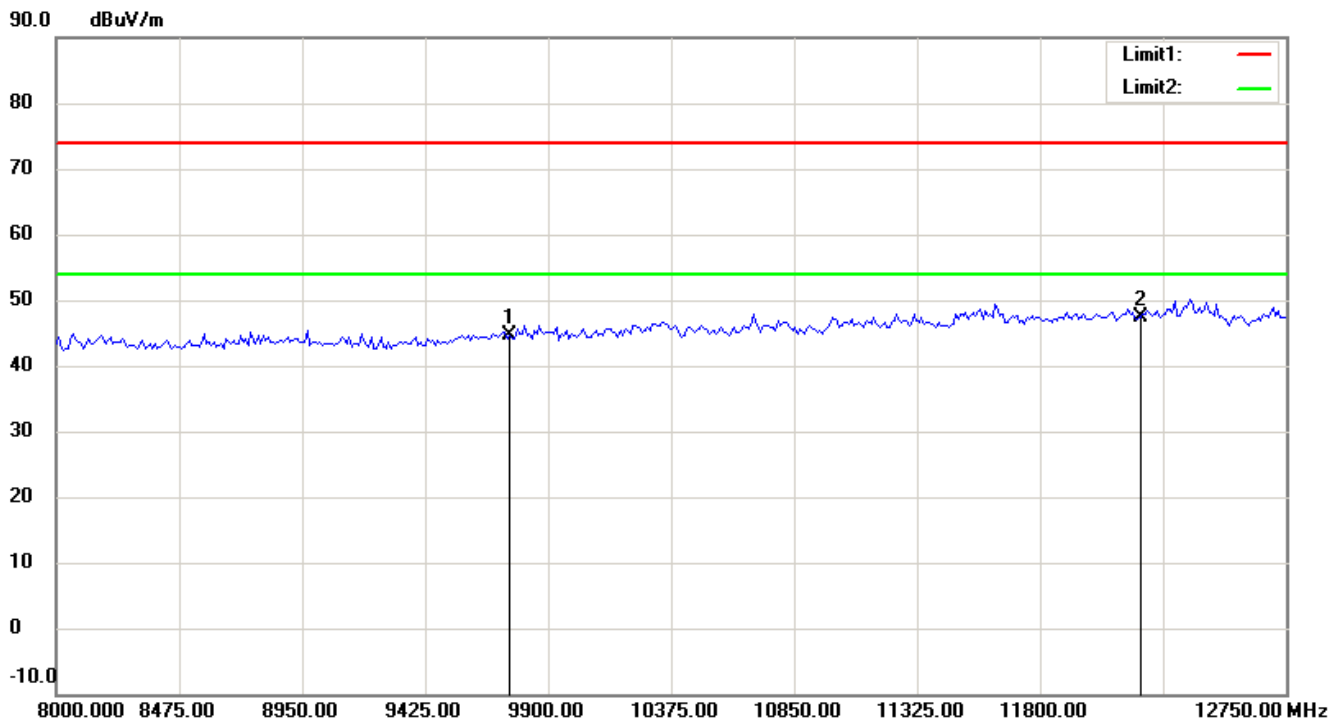
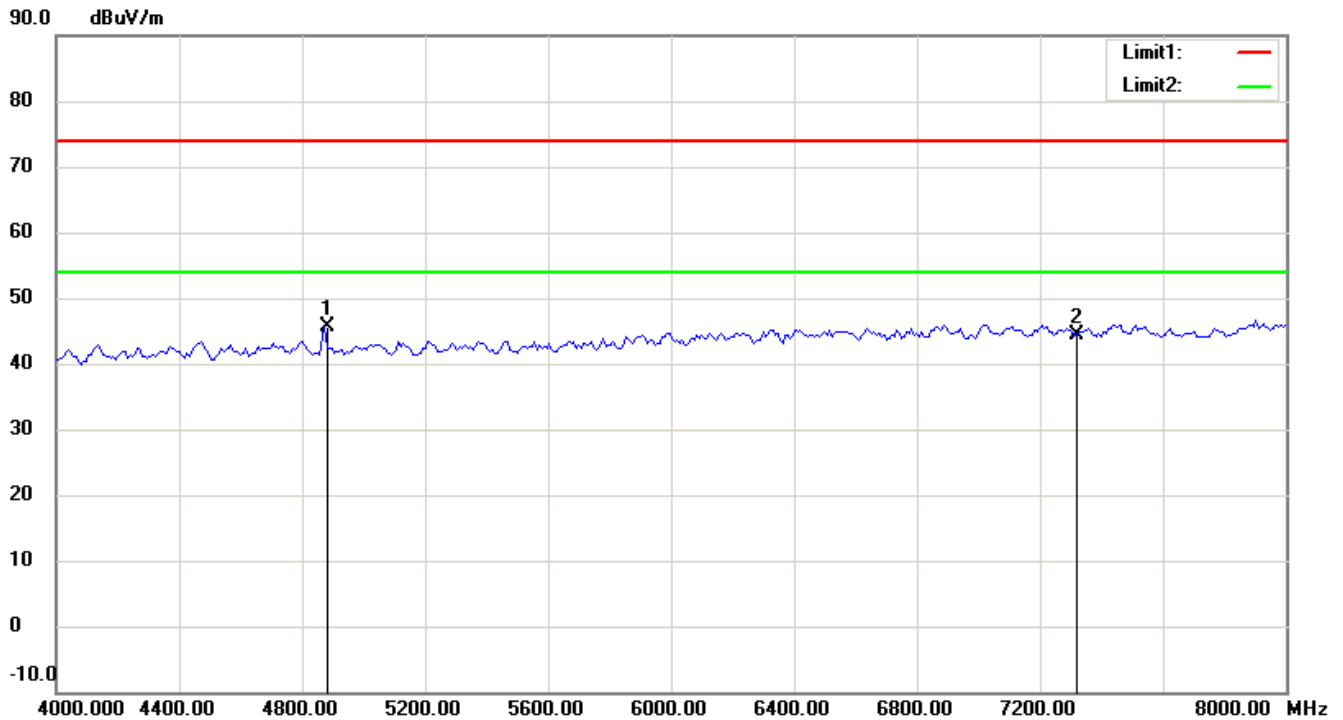
Up Line: Peak Limit Line Down Line: Ave Limit Line

Note:

1. The attached measurement plots are preliminarily pre-scanned with peak detector for determining the final checking frequencies and are for reference only.
2. The some frequencies may exceed the limit line without the specified detectors, but that cannot present the results are failed to the specification of test standard.
3. For corrected test results are listed in the relevant table of radiated test data of this test report.



Registration number: W6M21306-13280-C-1
FCC ID: IR5DK10



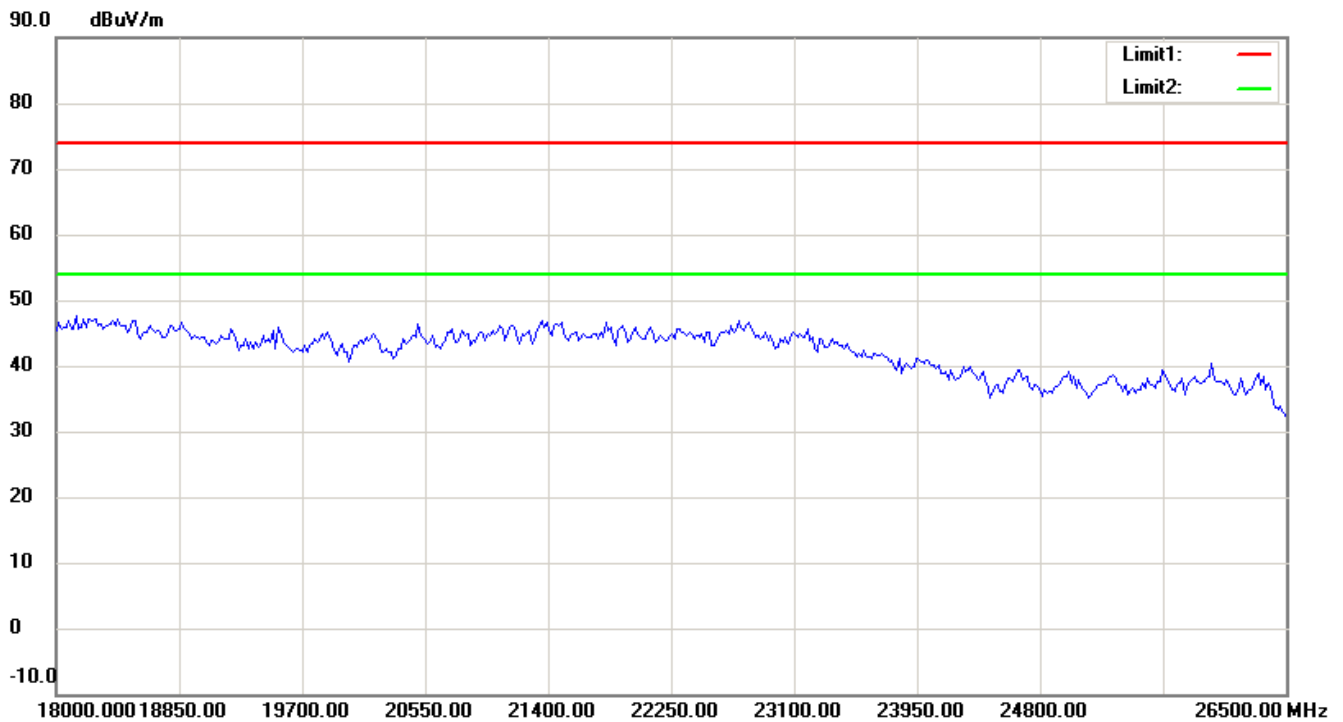
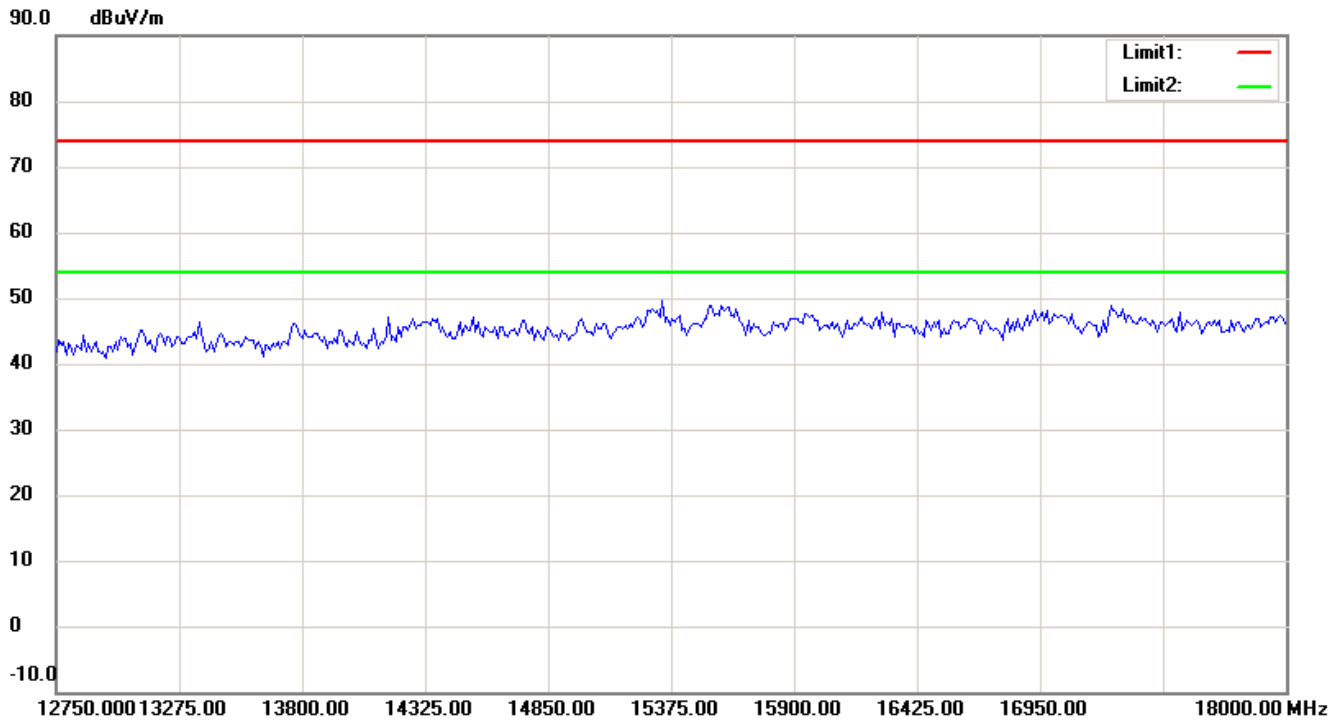
Up Line: Peak Limit Line Down Line: Ave Limit Line

Note:

1. The attached measurement plots are preliminarily pre-scanned with peak detector for determining the final checking frequencies and are for reference only.
2. The some frequencies may exceed the limit line without the specified detectors, but that cannot present the results are failed to the specification of test standard.
3. For corrected test results are listed in the relevant table of radiated test data of this test report.



Registration number: W6M21306-13280-C-1
FCC ID: IR5DK10



Up Line: Peak Limit Line Down Line: Ave Limit Line

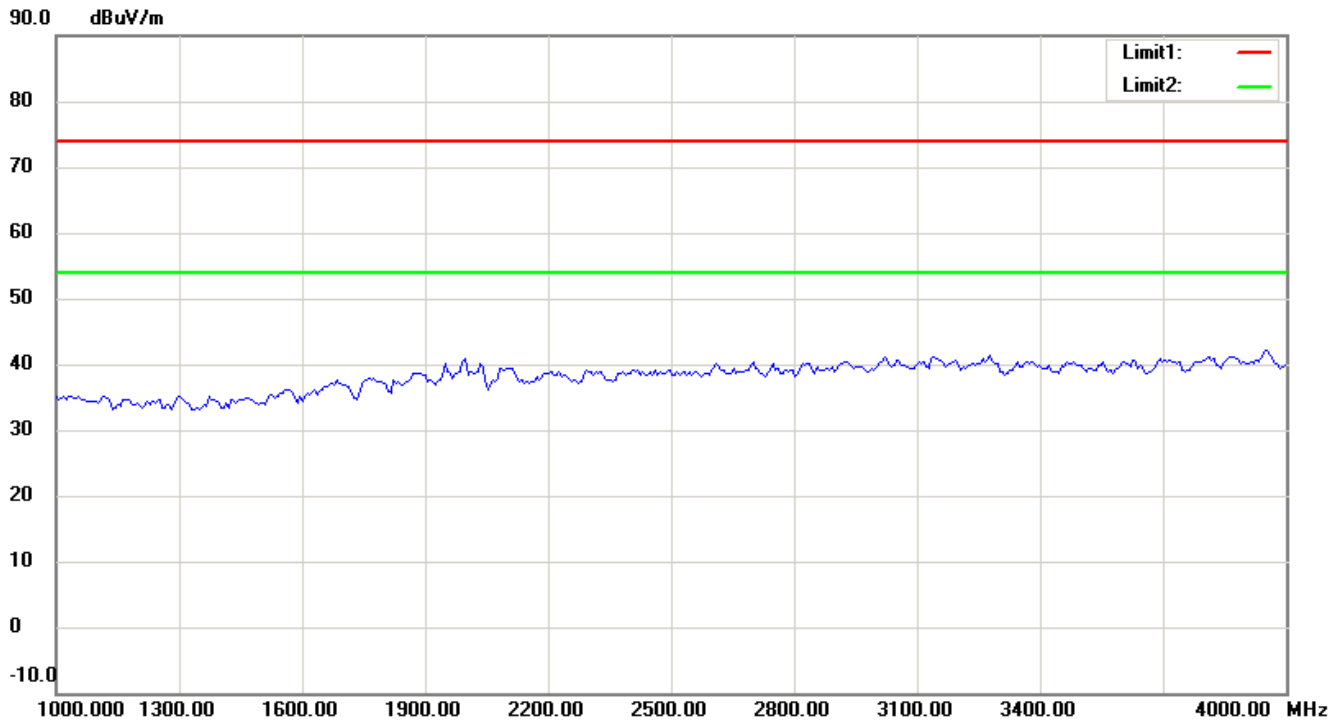
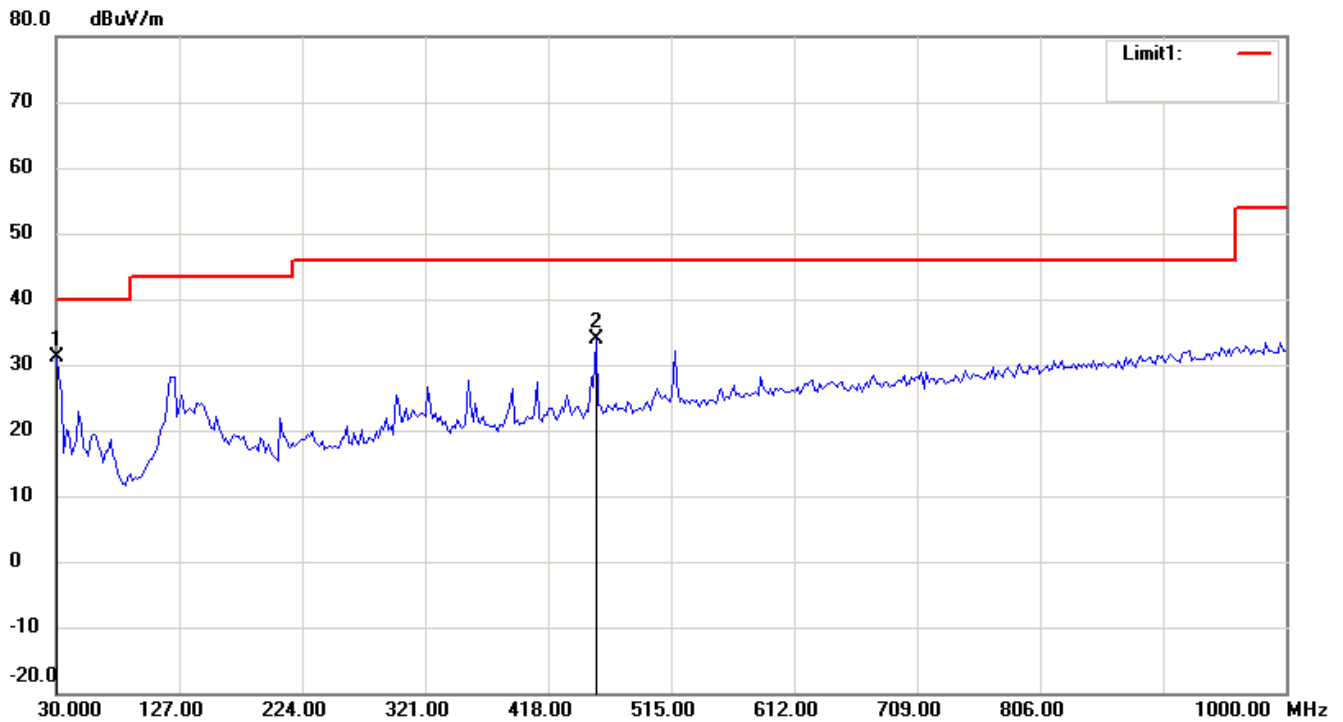
Note:

1. The attached measurement plots are preliminarily pre-scanned with peak detector for determining the final checking frequencies and are for reference only.
2. The some frequencies may exceed the limit line without the specified detectors, but that cannot present the results are failed to the specification of test standard.
3. For corrected test results are listed in the relevant table of radiated test data of this test report.



Registration number: W6M21306-13280-C-1
FCC ID: IR5DK10


Antenna Polarization V



Up Line: Peak Limit Line Down Line: Ave Limit Line

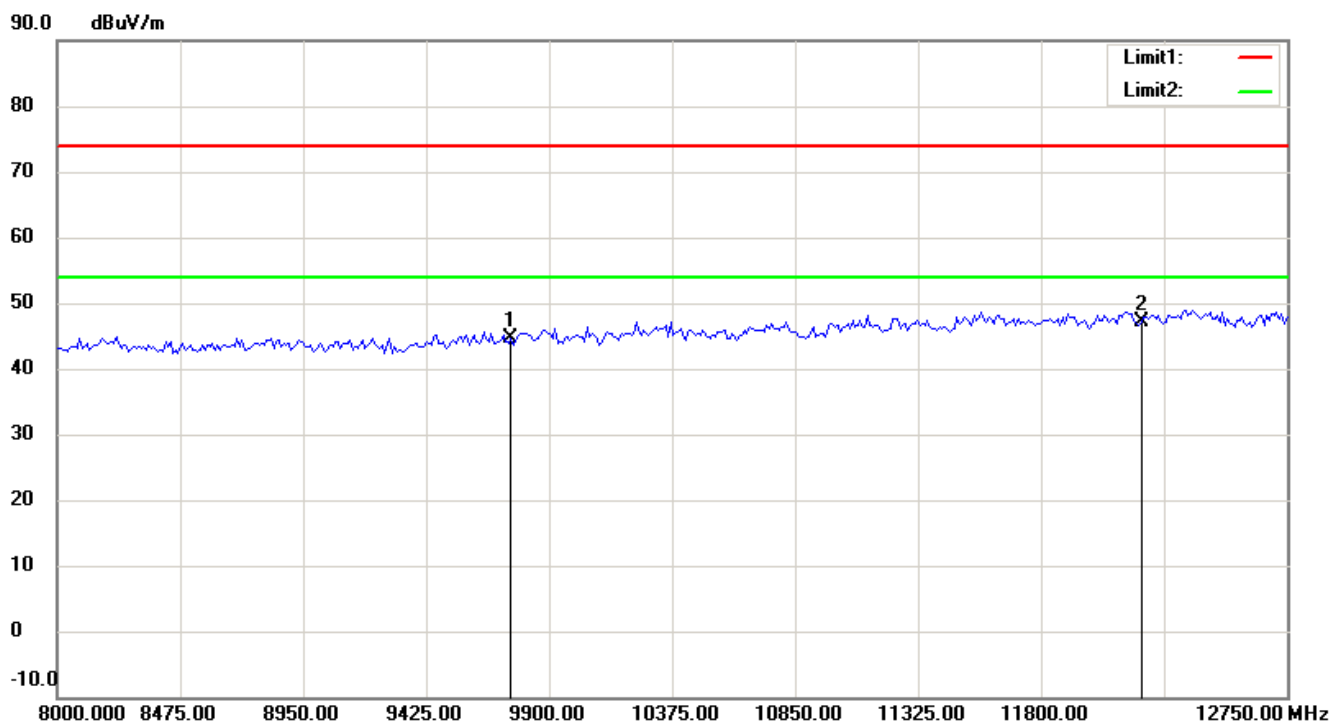
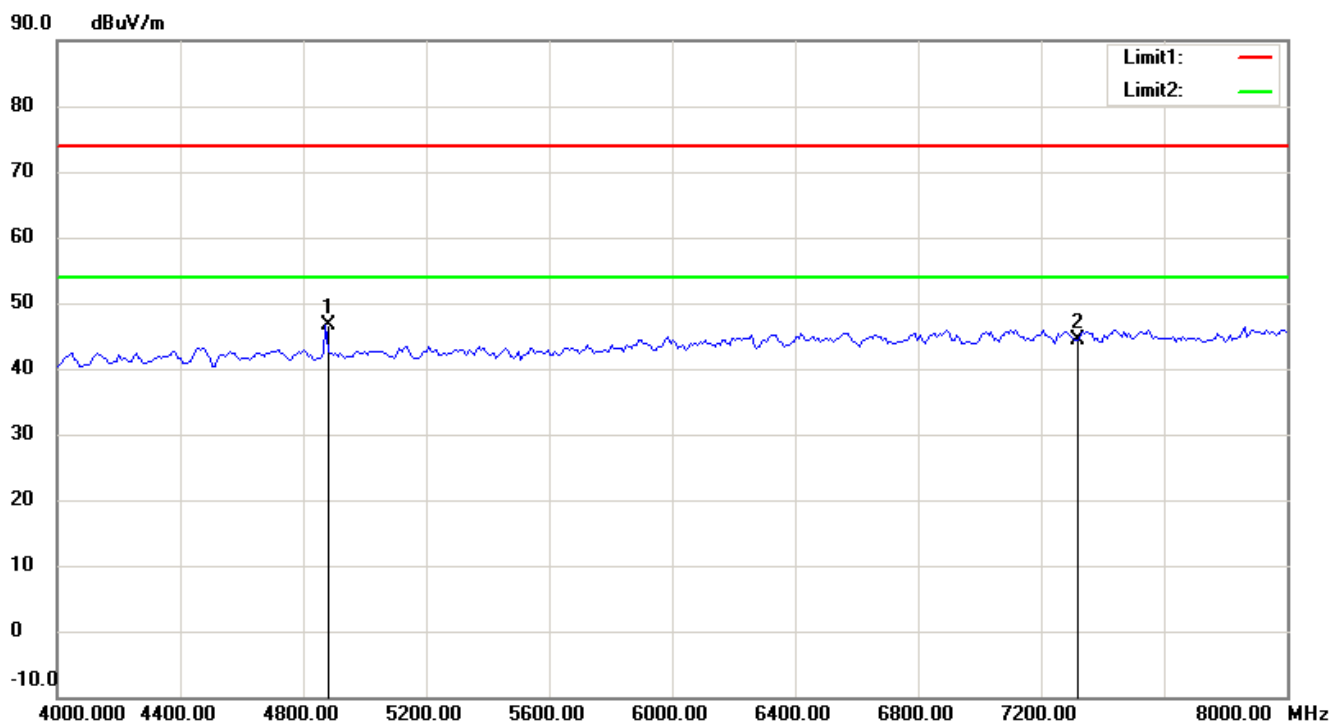
Note:

1. The attached measurement plots are preliminarily pre-scanned with peak detector for determining the final checking frequencies and are for reference only.
2. The some frequencies may exceed the limit line without the specified detectors, but that cannot present the results are failed to the specification of test standard.
3. For corrected test results are listed in the relevant table of radiated test data of this test report.



Registration number: W6M21306-13280-C-1

FCC ID: IR5DK10



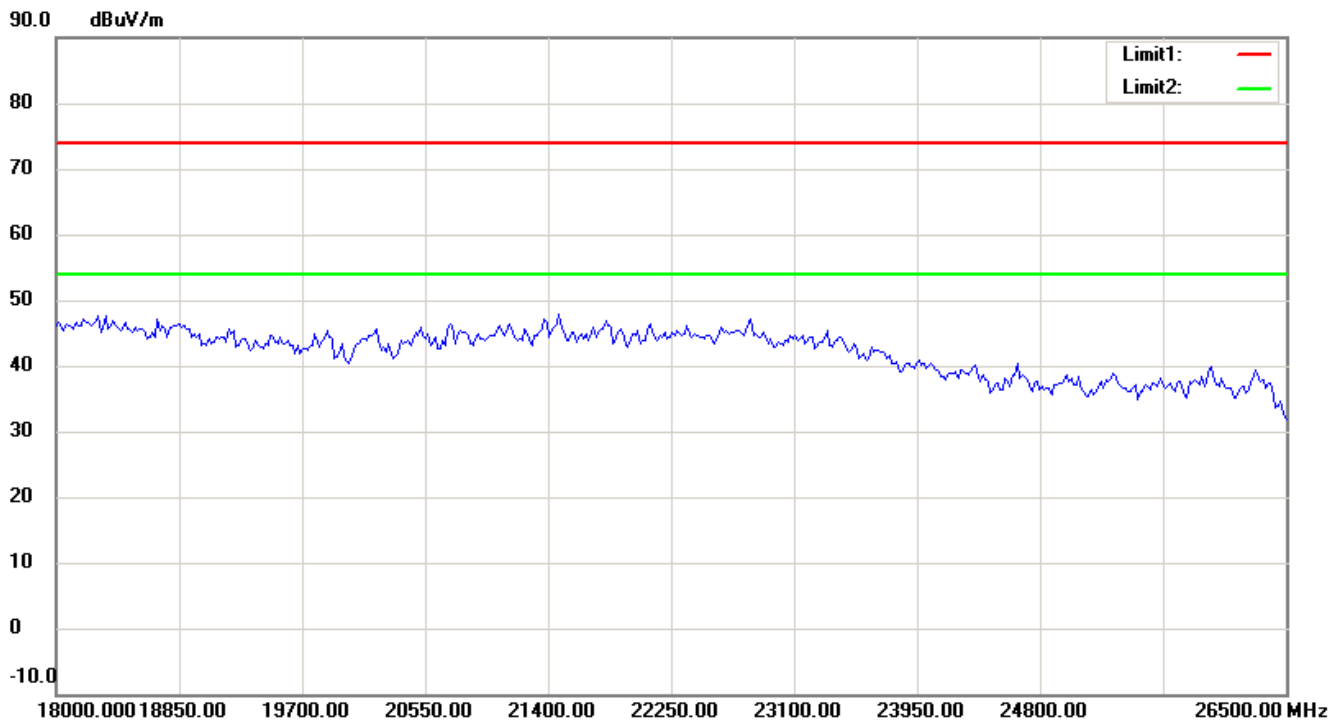
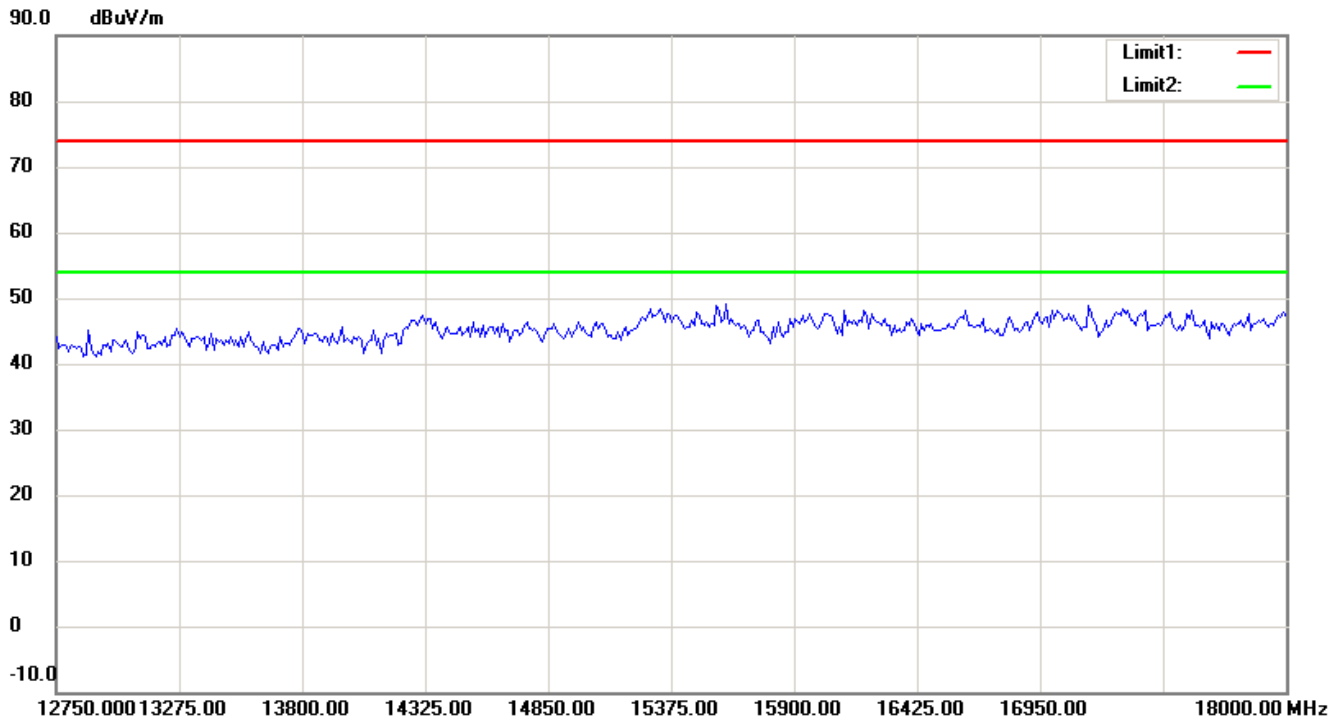
Up Line: Peak Limit Line Down Line: Ave Limit Line

Note:

1. The attached measurement plots are preliminarily pre-scanned with peak detector for determining the final checking frequencies and are for reference only.
2. The some frequencies may exceed the limit line without the specified detectors, but that cannot present the results are failed to the specification of test standard.
3. For corrected test results are listed in the relevant table of radiated test data of this test report.



Registration number: W6M21306-13280-C-1
FCC ID: IR5DK10



Up Line: Peak Limit Line Down Line: Ave Limit Line

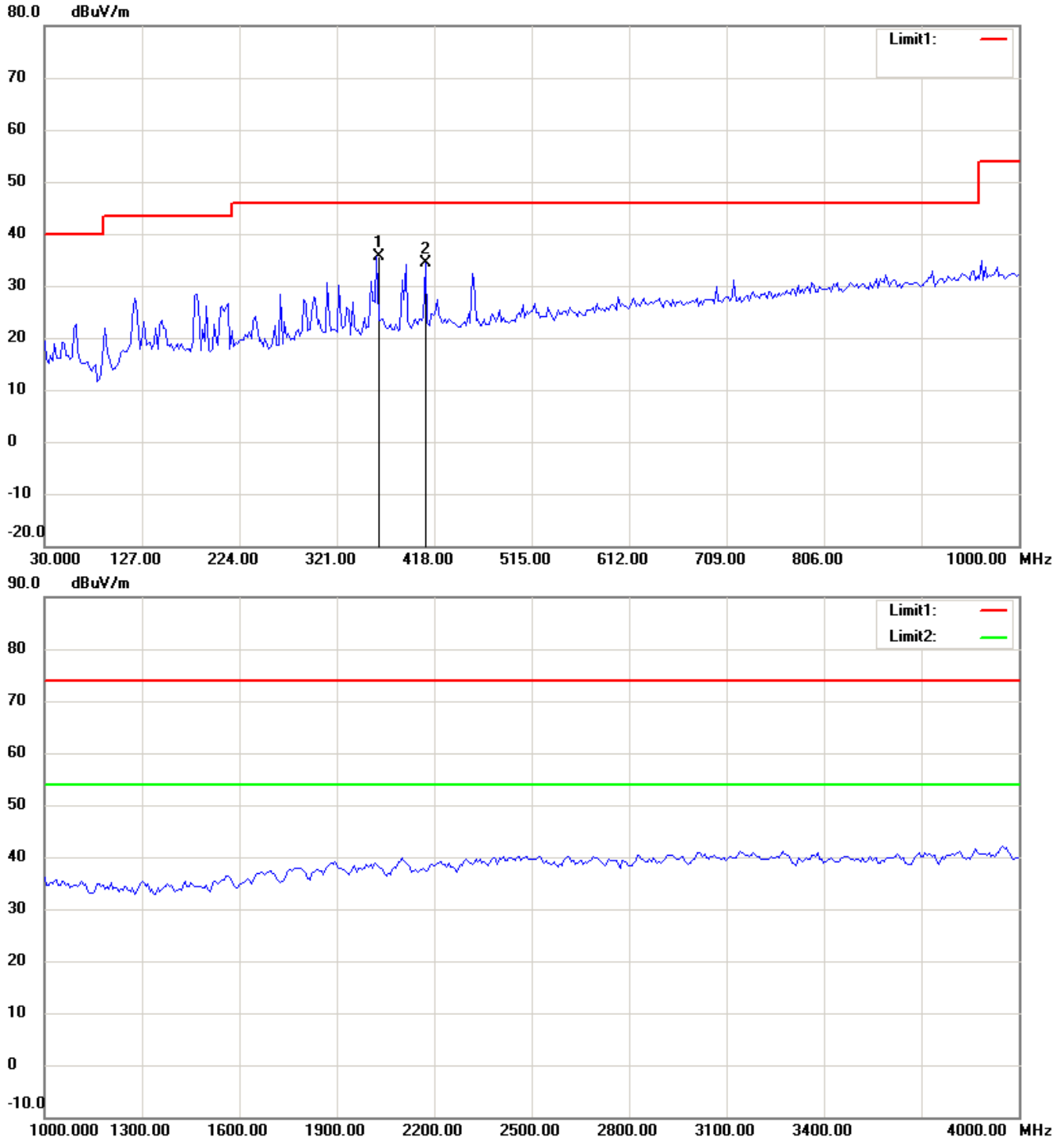
Note:

1. The attached measurement plots are preliminarily pre-scanned with peak detector for determining the final checking frequencies and are for reference only.
2. The some frequencies may exceed the limit line without the specified detectors, but that cannot present the results are failed to the specification of test standard.
3. For corrected test results are listed in the relevant table of radiated test data of this test report.



Registration number: W6M21306-13280-C-1
FCC ID: IR5DK10

TX 802.11b 2462MHz
Antenna Polarization H



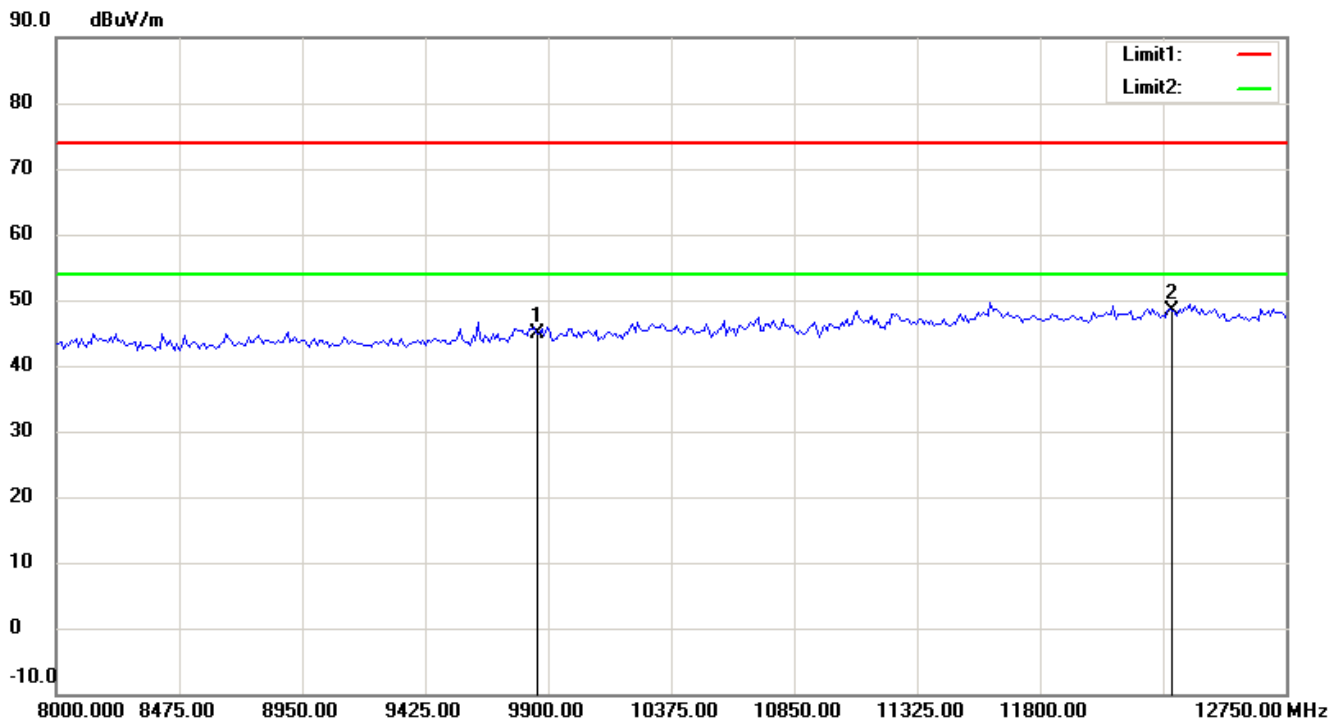
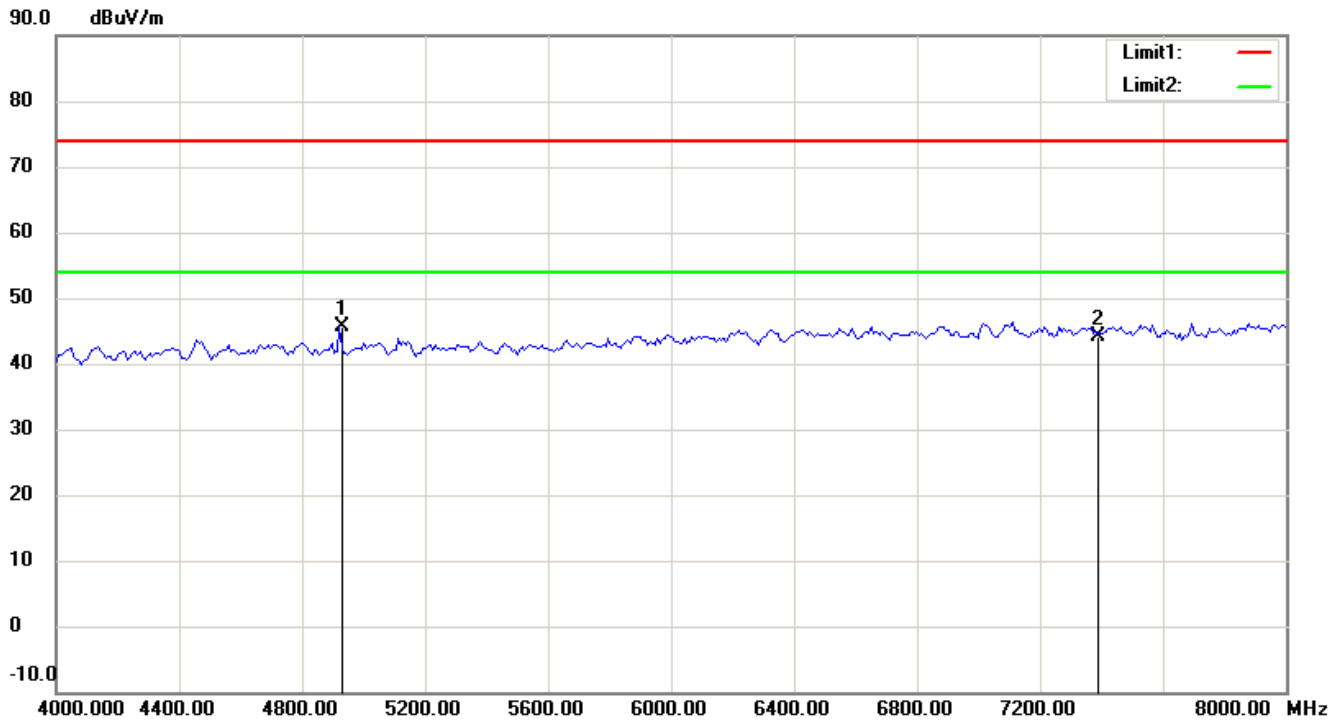
Up Line: Peak Limit Line Down Line: Ave Limit Line

Note:

1. The attached measurement plots are preliminarily pre-scanned with peak detector for determining the final checking frequencies and are for reference only.
2. The some frequencies may exceed the limit line without the specified detectors, but that cannot present the results are failed to the specification of test standard.
3. For corrected test results are listed in the relevant table of radiated test data of this test report.



Registration number: W6M21306-13280-C-1
FCC ID: IR5DK10



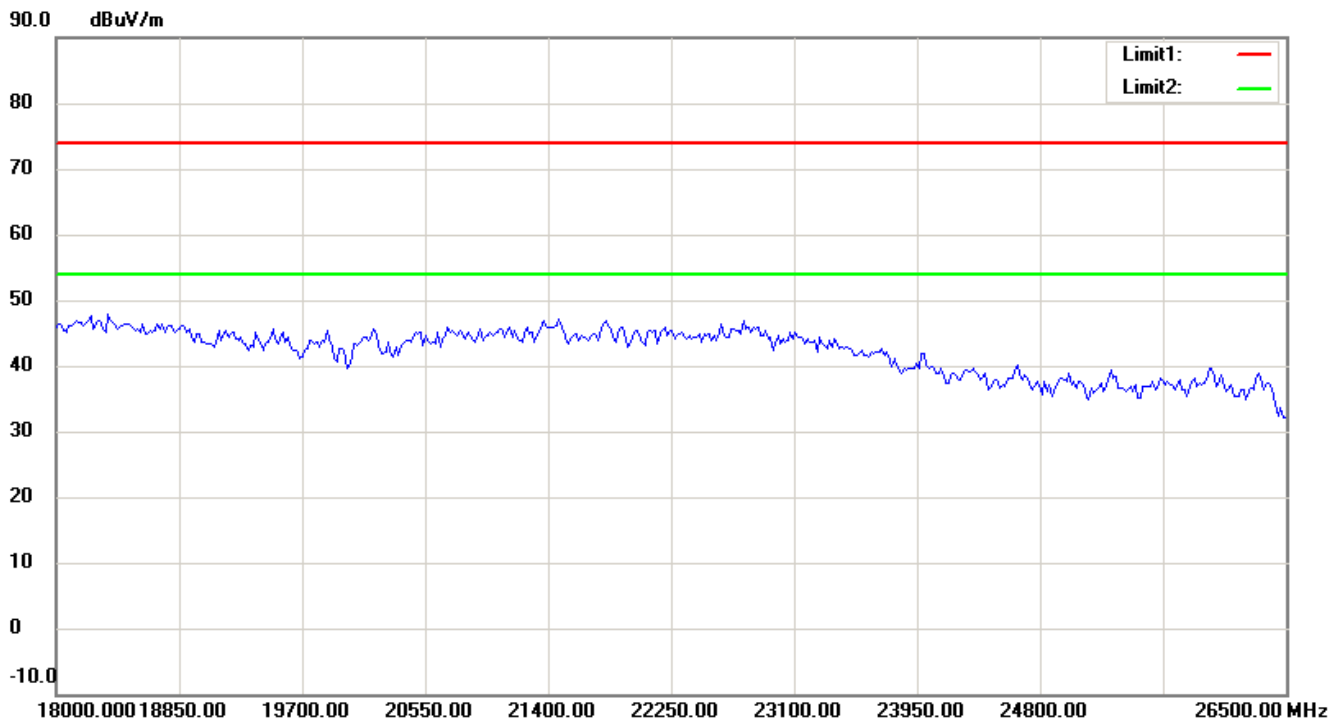
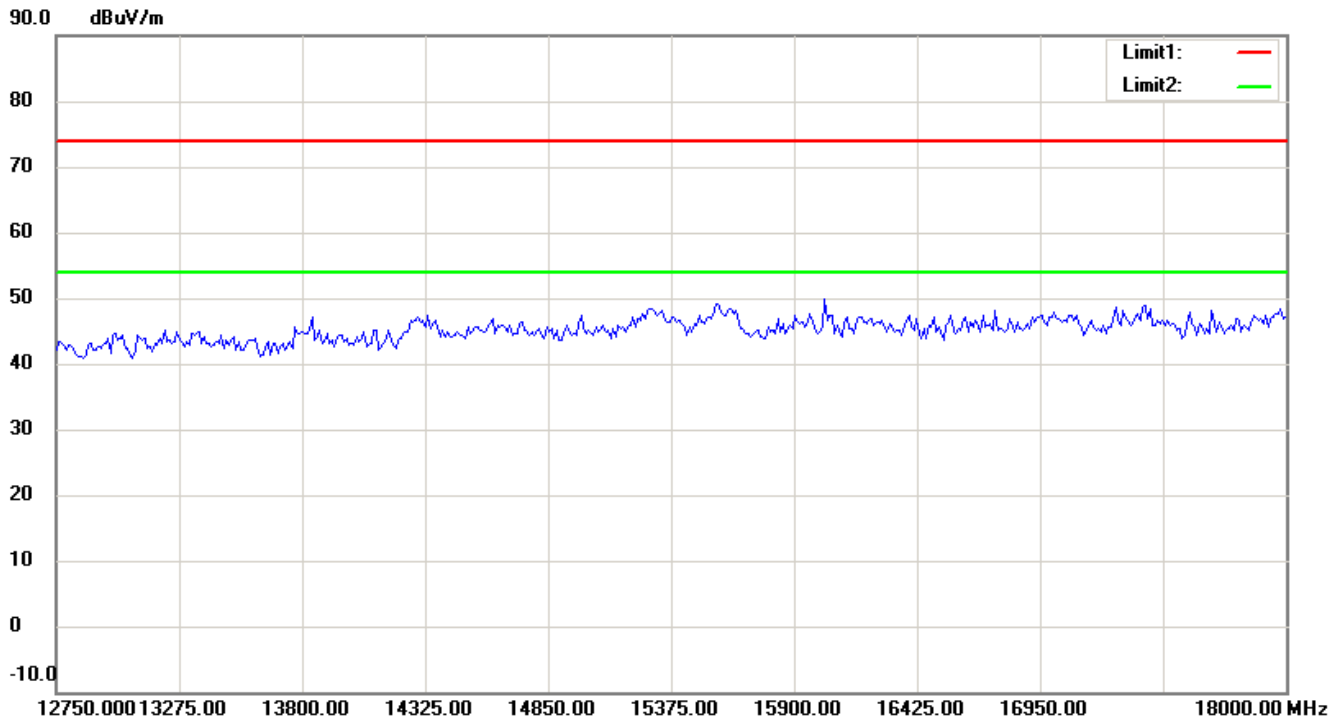
Up Line: Peak Limit Line Down Line: Ave Limit Line

Note:

1. The attached measurement plots are preliminarily pre-scanned with peak detector for determining the final checking frequencies and are for reference only.
2. The some frequencies may exceed the limit line without the specified detectors, but that cannot present the results are failed to the specification of test standard.
3. For corrected test results are listed in the relevant table of radiated test data of this test report.



Registration number: W6M21306-13280-C-1
FCC ID: IR5DK10



Up Line: Peak Limit Line Down Line: Ave Limit Line

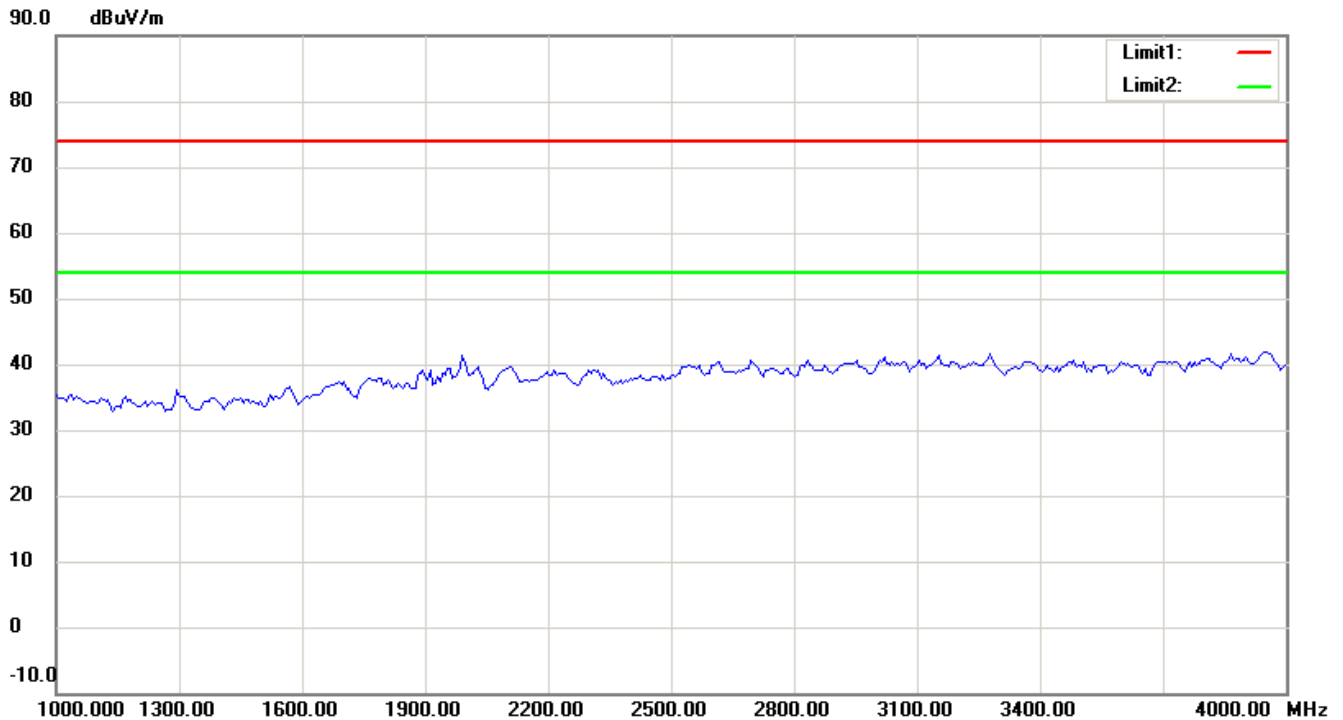
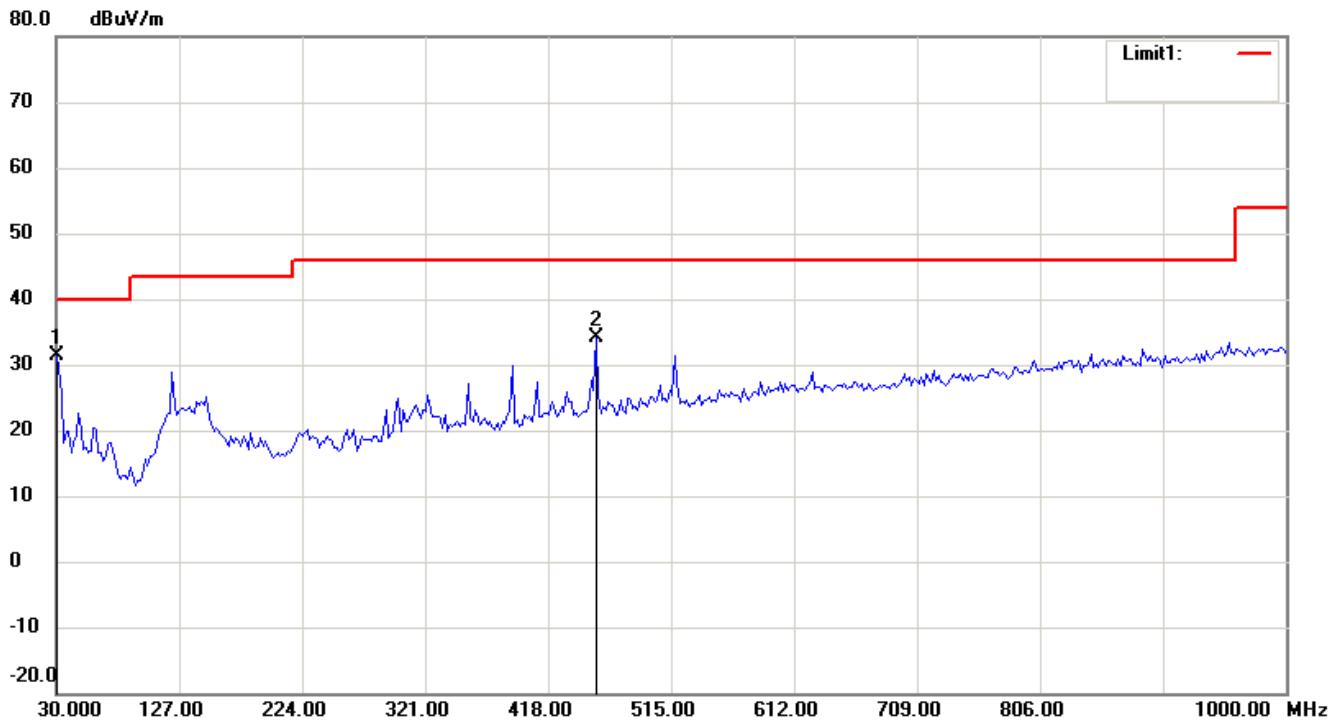
Note:

1. The attached measurement plots are preliminarily pre-scanned with peak detector for determining the final checking frequencies and are for reference only.
2. The some frequencies may exceed the limit line without the specified detectors, but that cannot present the results are failed to the specification of test standard.
3. For corrected test results are listed in the relevant table of radiated test data of this test report.



Registration number: W6M21306-13280-C-1
FCC ID: IR5DK10


Antenna Polarization V



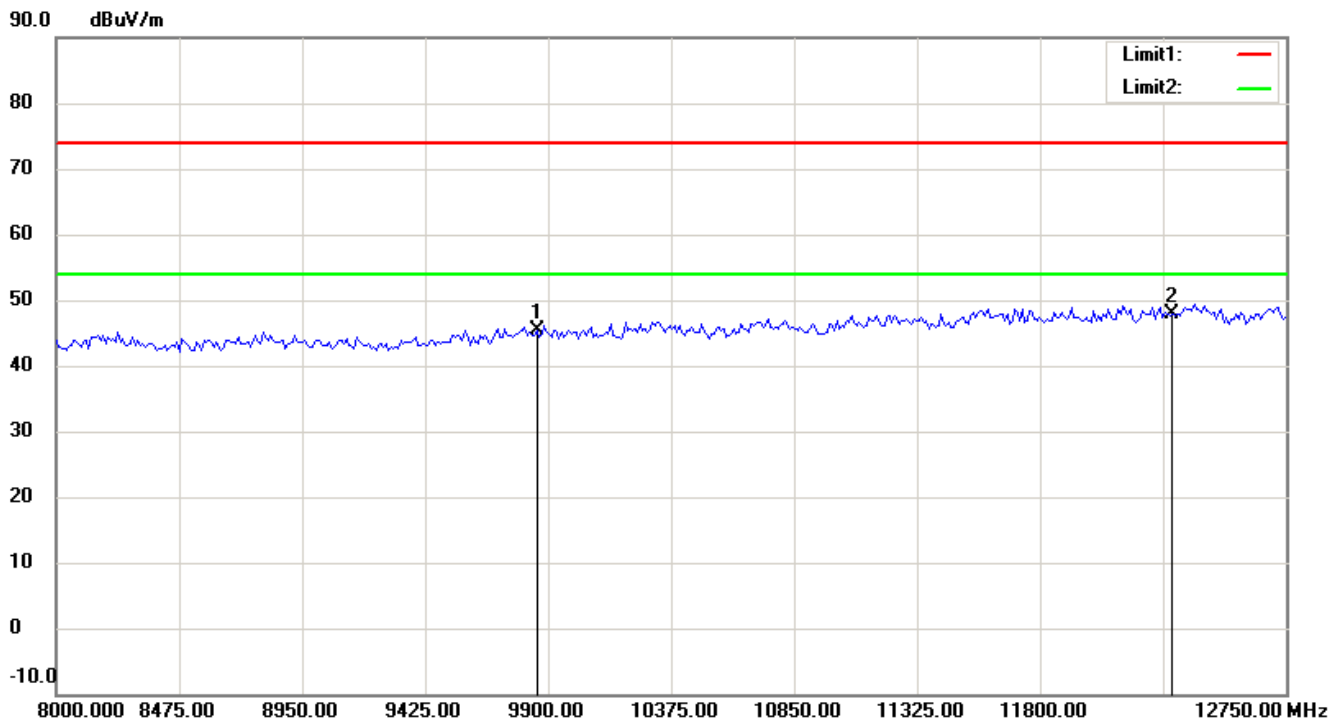
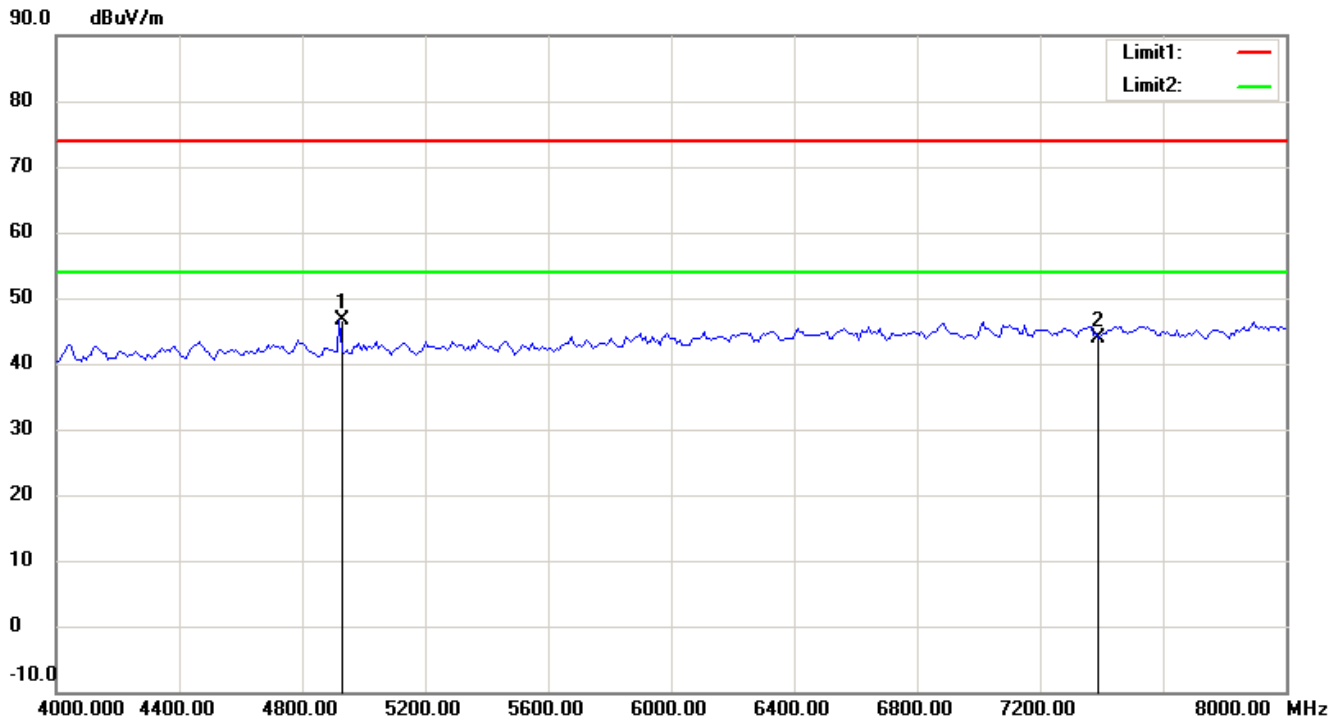
Up Line: Peak Limit Line Down Line: Ave Limit Line

Note:

1. The attached measurement plots are preliminarily pre-scanned with peak detector for determining the final checking frequencies and are for reference only.
2. The some frequencies may exceed the limit line without the specified detectors, but that cannot present the results are failed to the specification of test standard.
3. For corrected test results are listed in the relevant table of radiated test data of this test report.



Registration number: W6M21306-13280-C-1
FCC ID: IR5DK10



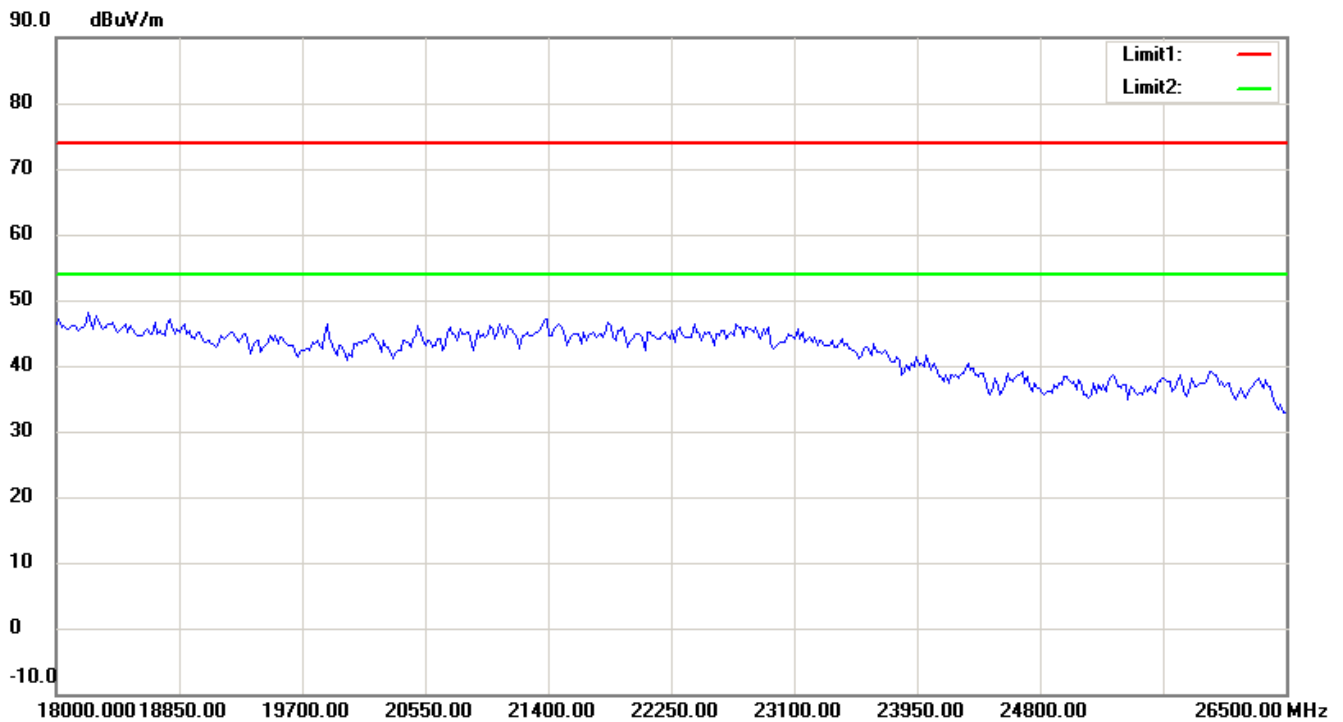
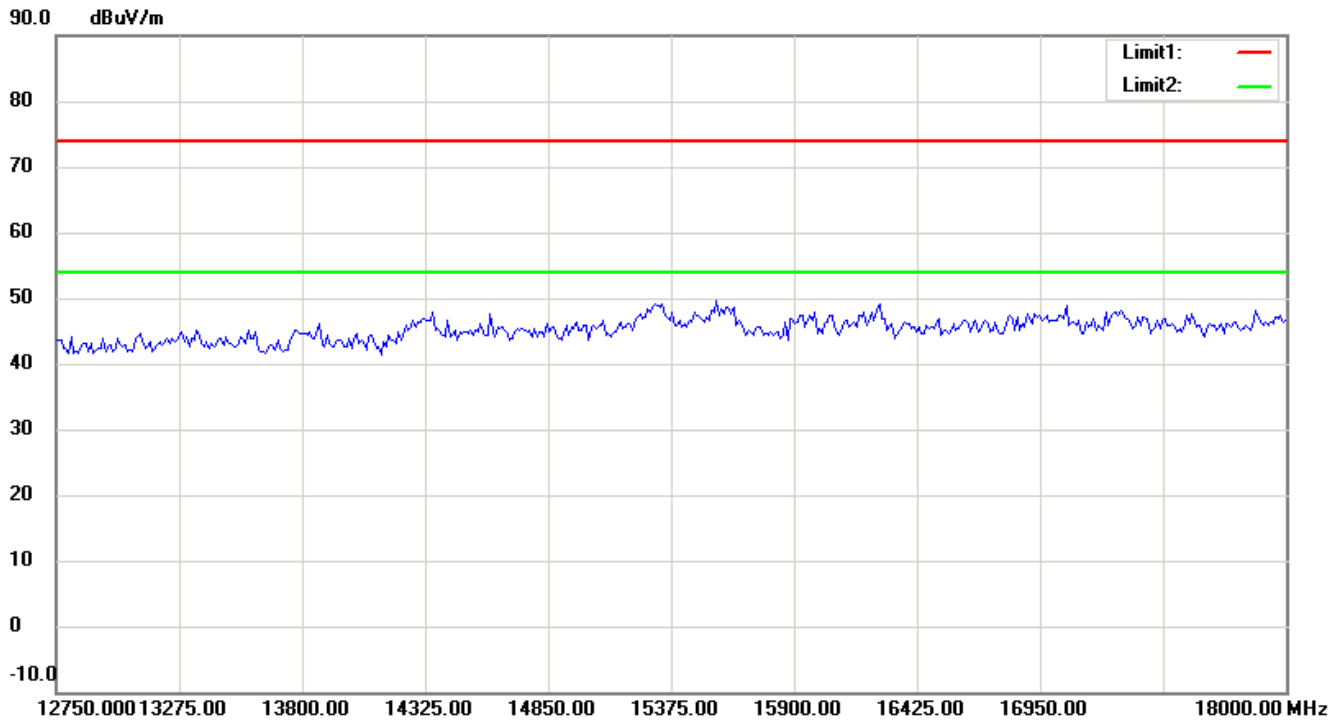
Up Line: Peak Limit Line Down Line: Ave Limit Line

Note:

1. The attached measurement plots are preliminarily pre-scanned with peak detector for determining the final checking frequencies and are for reference only.
2. The some frequencies may exceed the limit line without the specified detectors, but that cannot present the results are failed to the specification of test standard.
3. For corrected test results are listed in the relevant table of radiated test data of this test report.



Registration number: W6M21306-13280-C-1
FCC ID: IR5DK10



Up Line: Peak Limit Line Down Line: Ave Limit Line

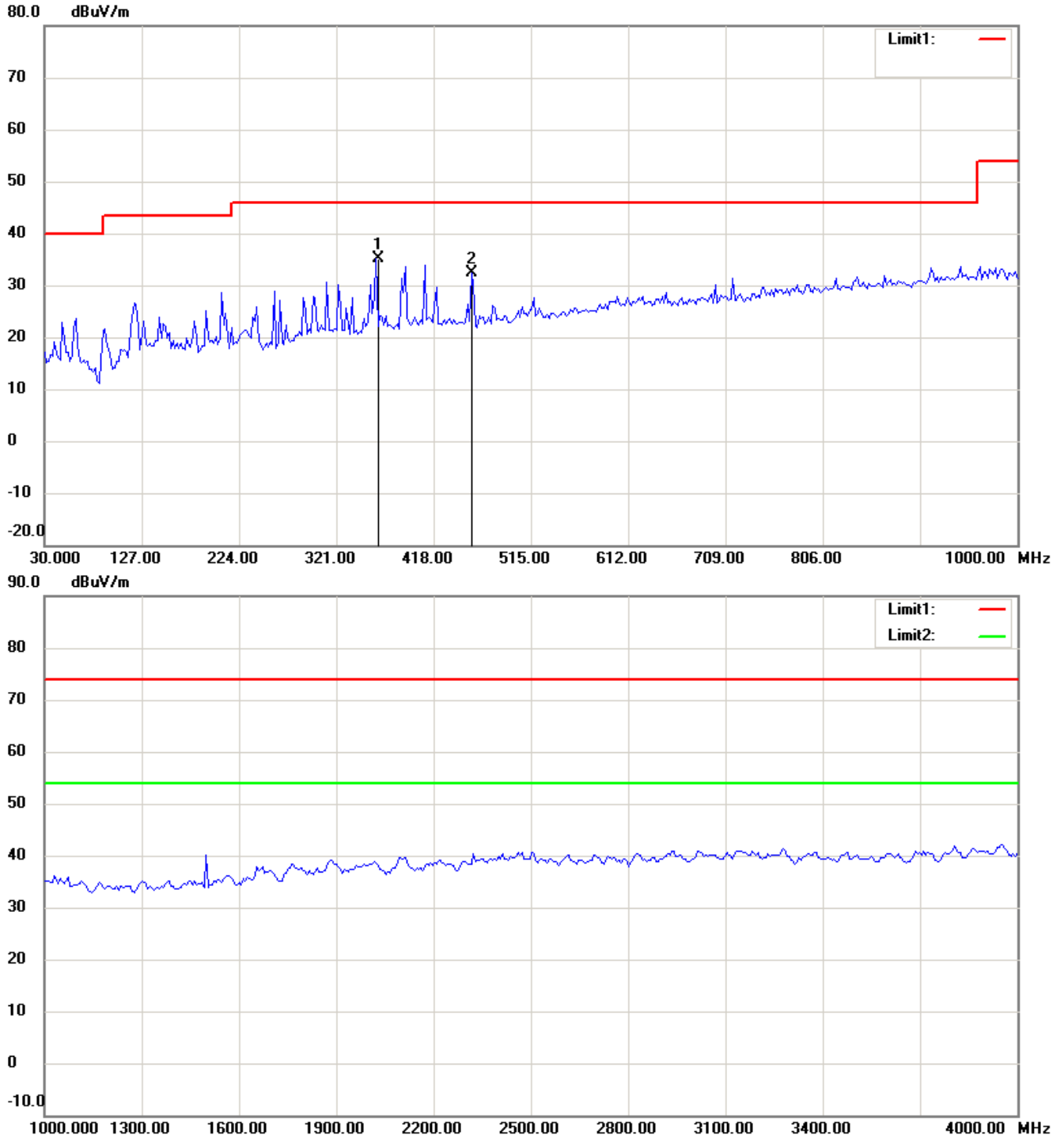
Note:

1. The attached measurement plots are preliminarily pre-scanned with peak detector for determining the final checking frequencies and are for reference only.
2. The some frequencies may exceed the limit line without the specified detectors, but that cannot present the results are failed to the specification of test standard.
3. For corrected test results are listed in the relevant table of radiated test data of this test report.



Registration number: W6M21306-13280-C-1
FCC ID: IR5DK10

TX 802.11g 2412MHz
Antenna Polarization H



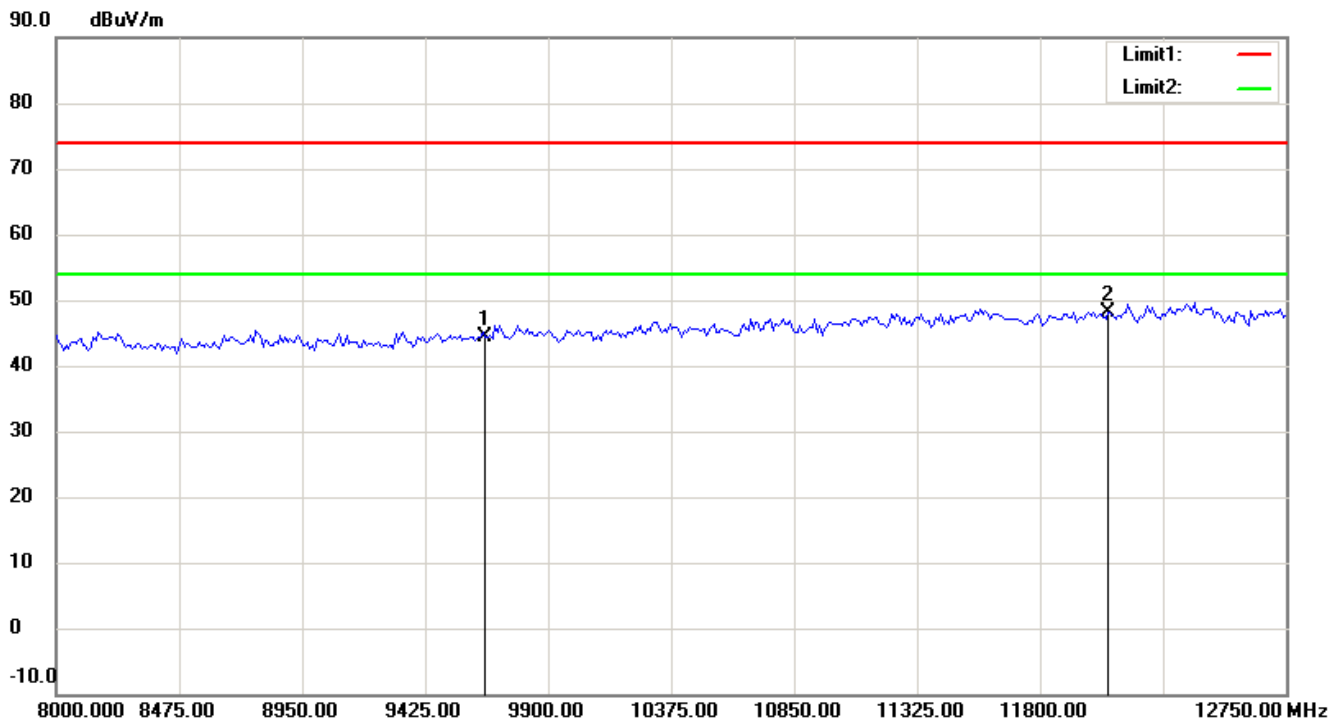
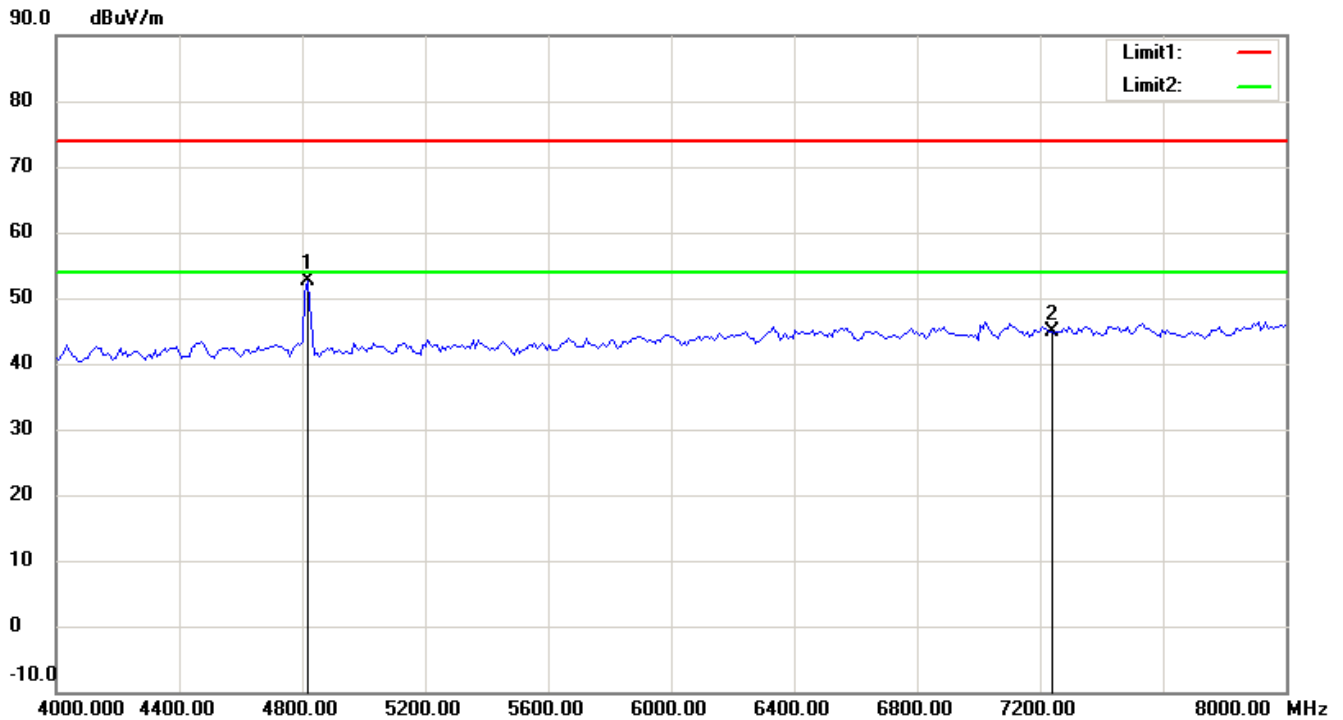
Up Line: Peak Limit Line Down Line: Ave Limit Line

Note:

1. The attached measurement plots are preliminarily pre-scanned with peak detector for determining the final checking frequencies and are for reference only.
2. The some frequencies may exceed the limit line without the specified detectors, but that cannot present the results are failed to the specification of test standard.
3. For corrected test results are listed in the relevant table of radiated test data of this test report.



Registration number: W6M21306-13280-C-1
FCC ID: IR5DK10



Up Line: Peak Limit Line Down Line: Ave Limit Line

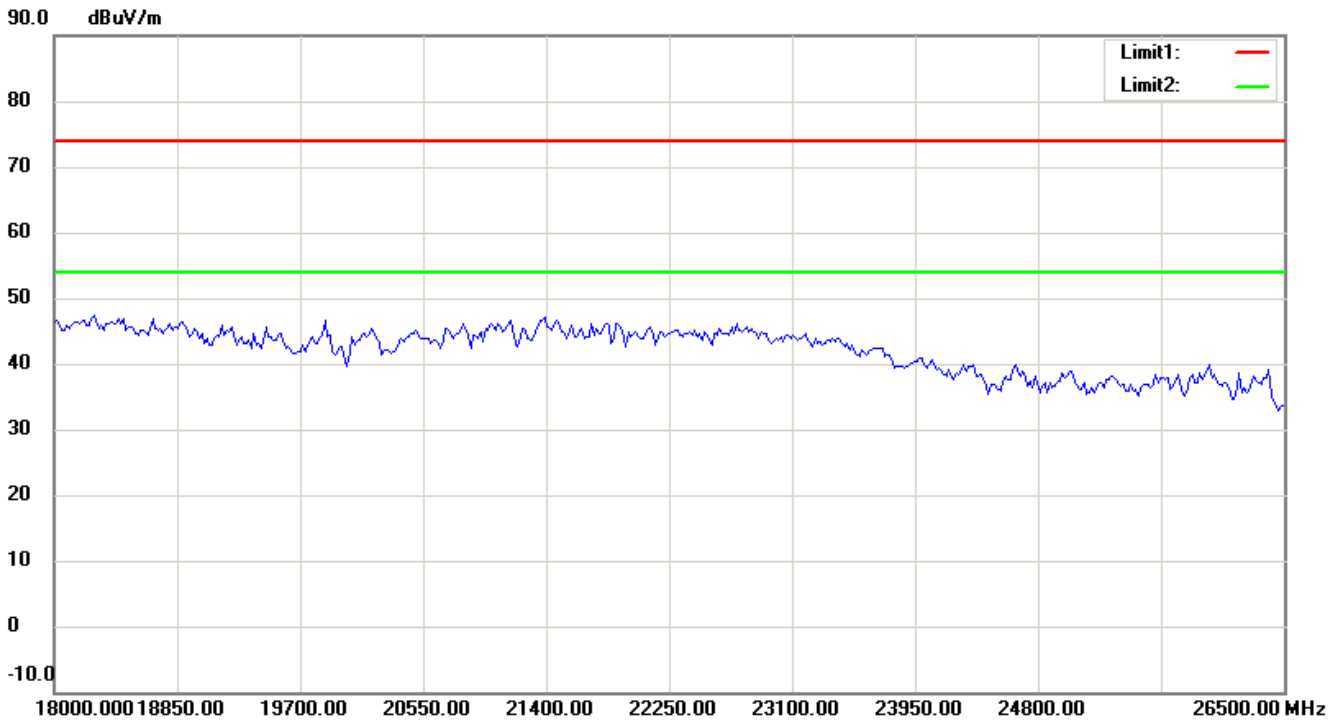
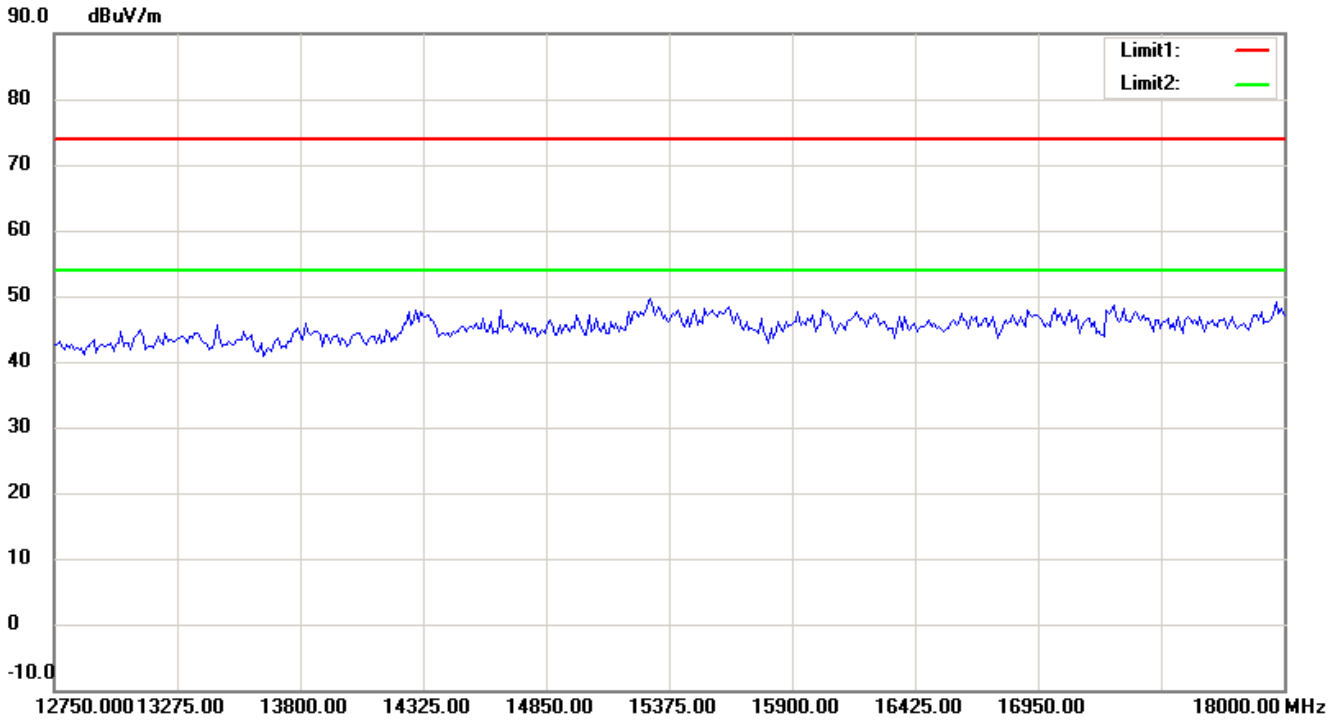
Note:

1. The attached measurement plots are preliminarily pre-scanned with peak detector for determining the final checking frequencies and are for reference only.
2. The some frequencies may exceed the limit line without the specified detectors, but that cannot present the results are failed to the specification of test standard.
3. For corrected test results are listed in the relevant table of radiated test data of this test report.



Worldwide Testing Services(Taiwan) Co., Ltd.


Registration number: W6M21306-13280-C-1
FCC ID: IR5DK10



Up Line: Peak Limit Line Down Line: Ave Limit Line

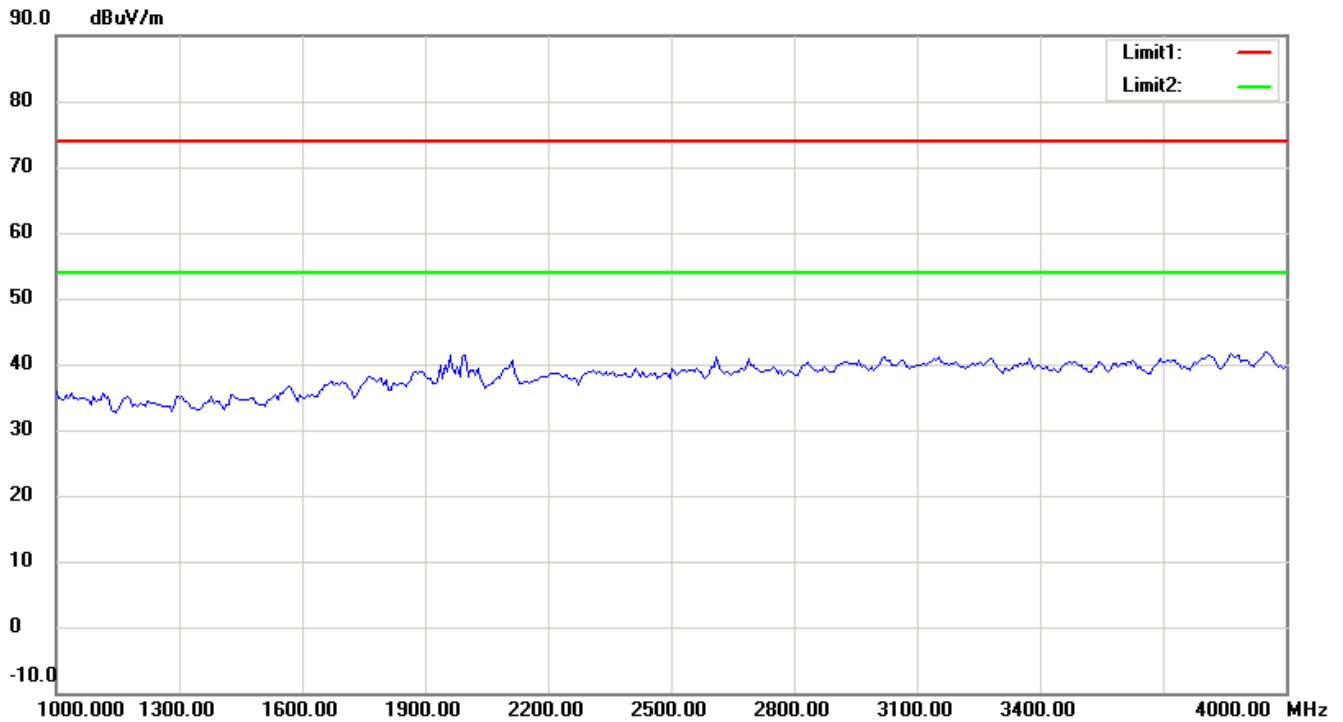
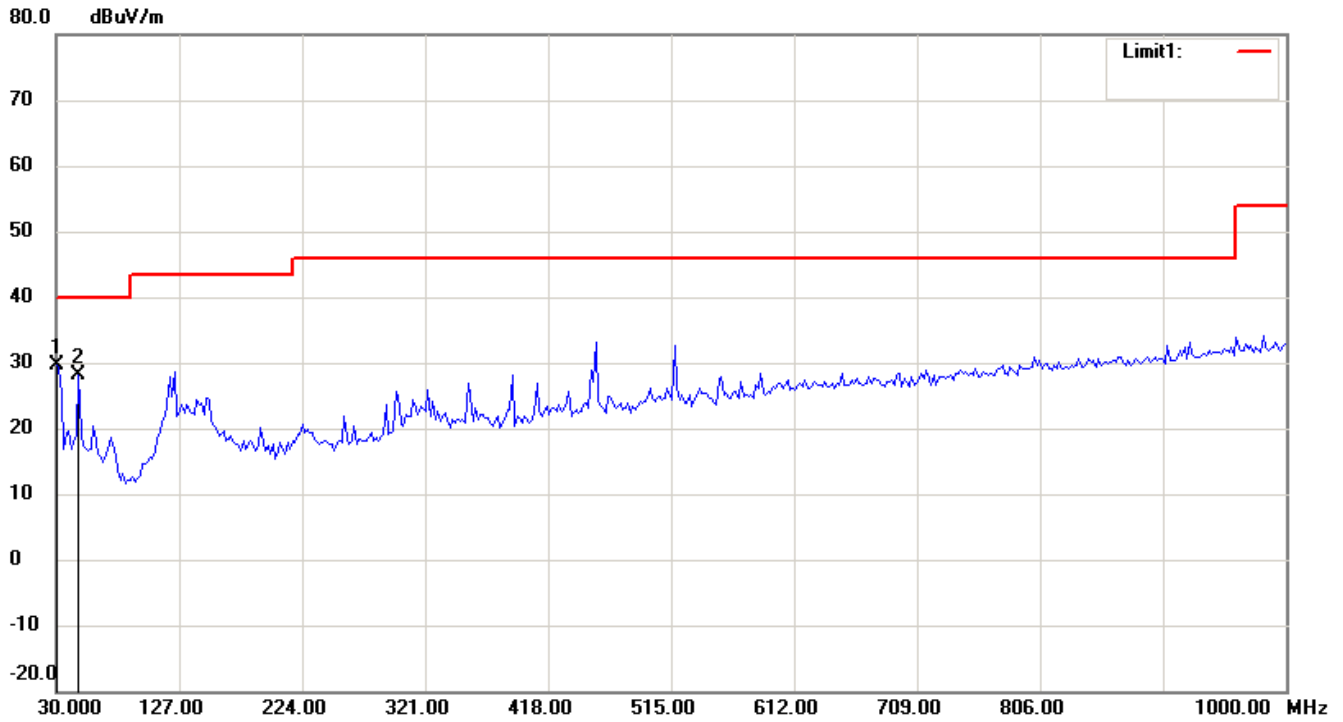
Note:

1. The attached measurement plots are preliminarily pre-scanned with peak detector for determining the final checking frequencies and are for reference only.
2. The some frequencies may exceed the limit line without the specified detectors, but that cannot present the results are failed to the specification of test standard.
3. For corrected test results are listed in the relevant table of radiated test data of this test report.



Registration number: W6M21306-13280-C-1
FCC ID: IR5DK10

Antenna Polarization V



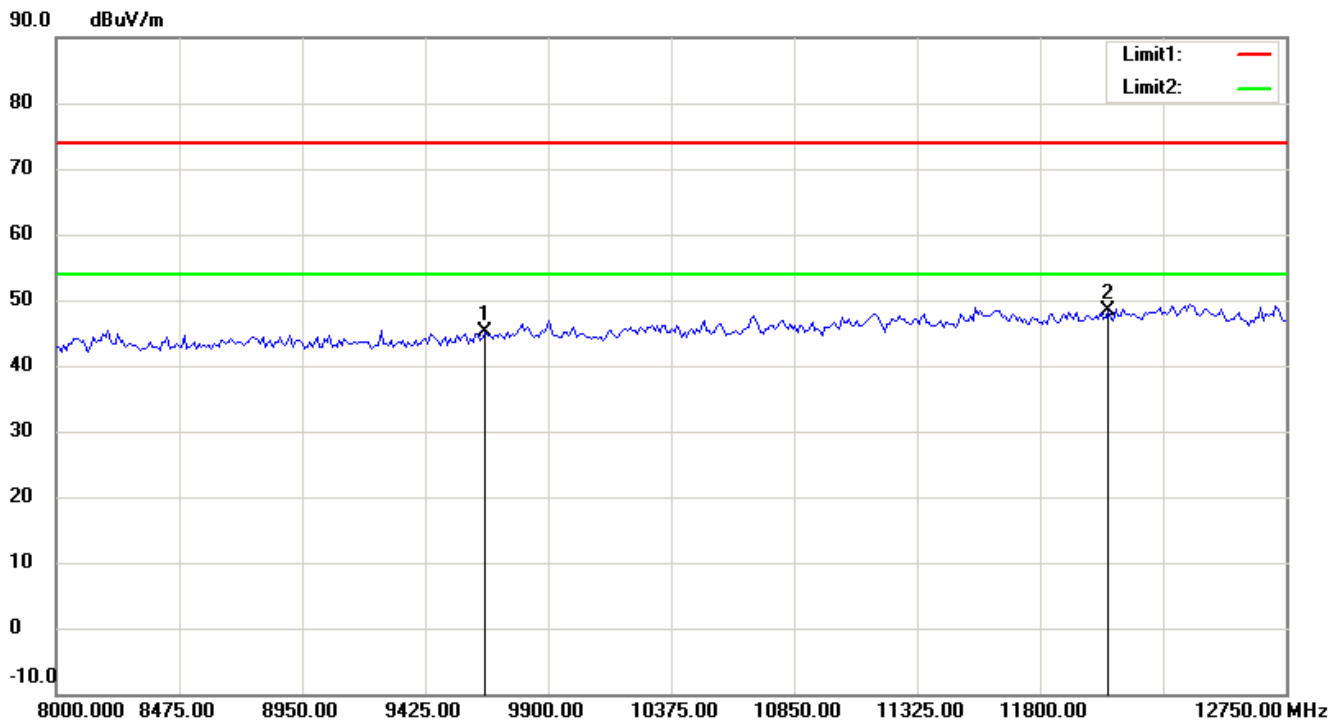
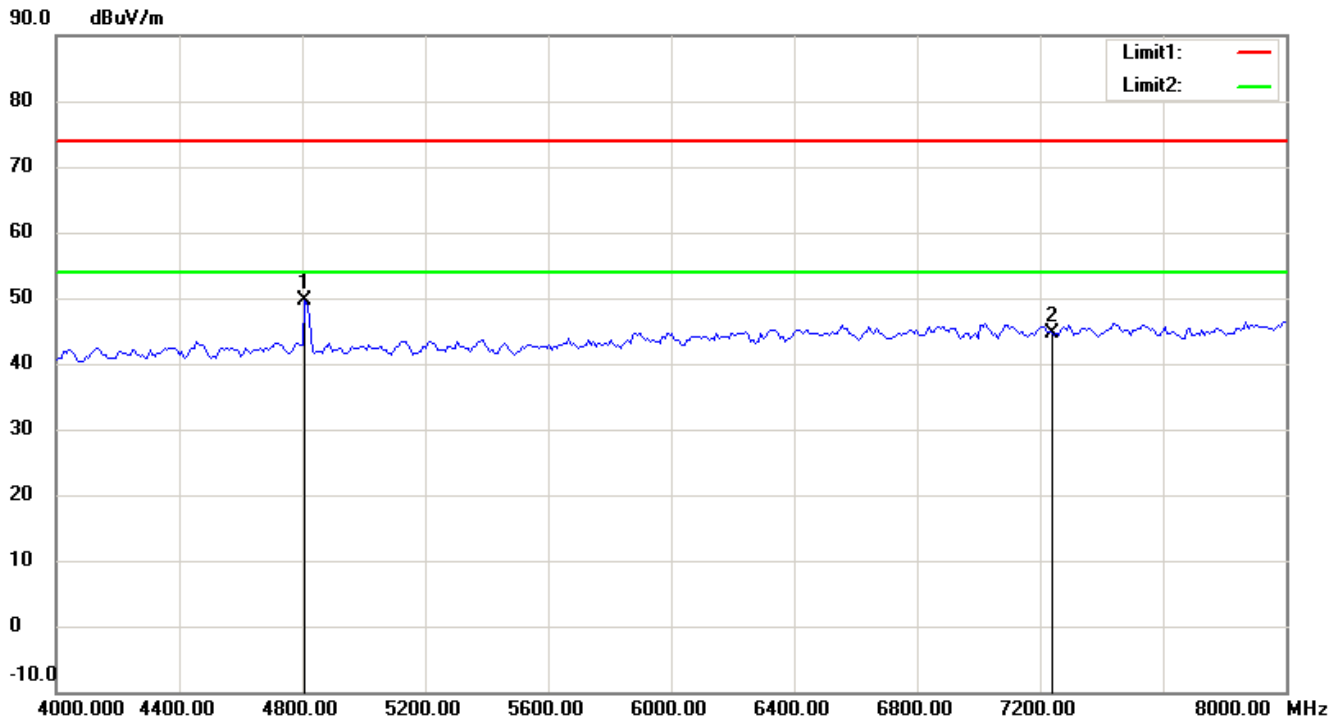
Up Line: Peak Limit Line Down Line: Ave Limit Line

Note:

1. The attached measurement plots are preliminarily pre-scanned with peak detector for determining the final checking frequencies and are for reference only.
2. The some frequencies may exceed the limit line without the specified detectors, but that cannot present the results are failed to the specification of test standard.
3. For corrected test results are listed in the relevant table of radiated test data of this test report.



Registration number: W6M21306-13280-C-1
FCC ID: IR5DK10



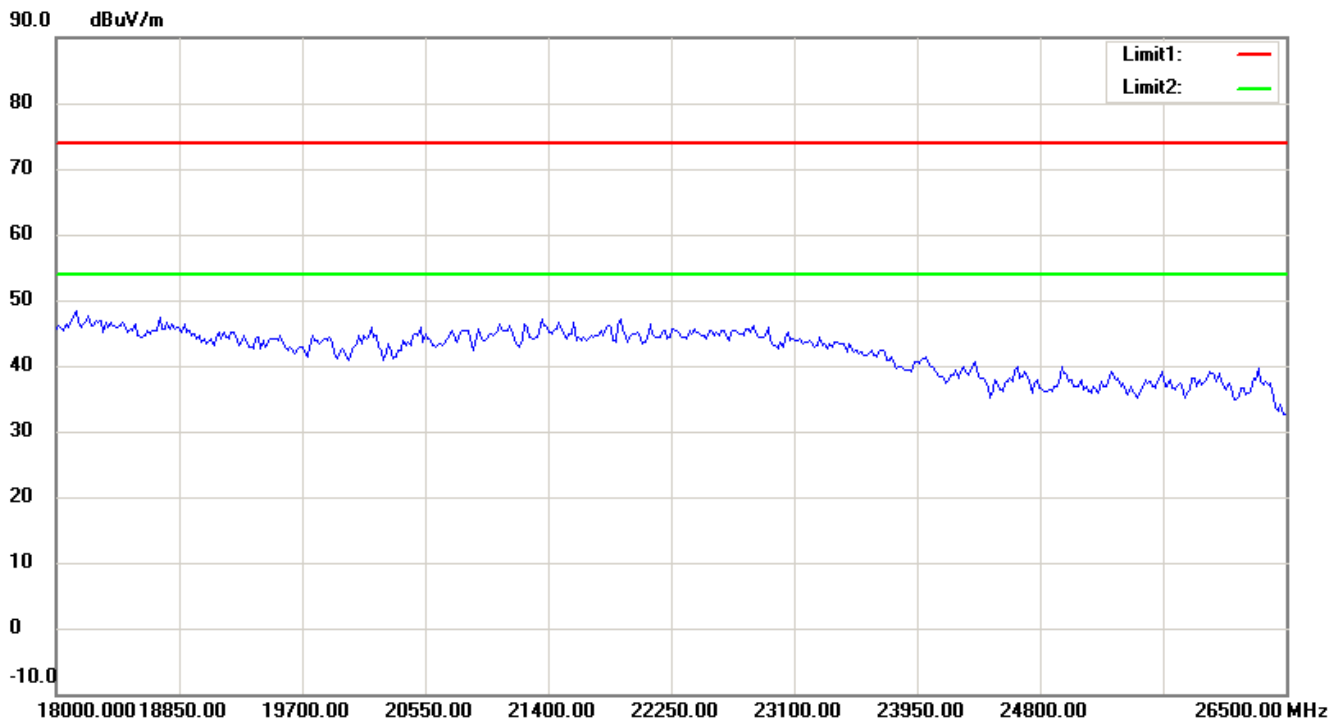
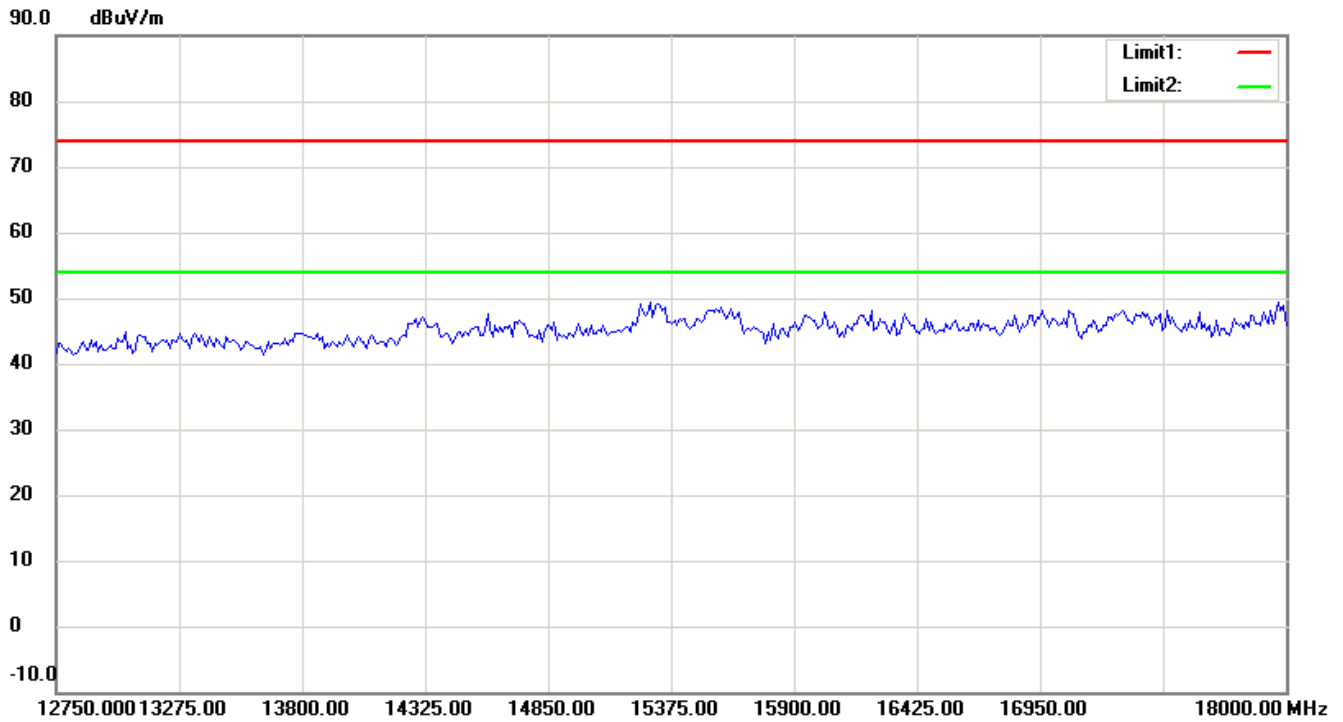
Up Line: Peak Limit Line Down Line: Ave Limit Line

Note:

1. The attached measurement plots are preliminarily pre-scanned with peak detector for determining the final checking frequencies and are for reference only.
2. The some frequencies may exceed the limit line without the specified detectors, but that cannot present the results are failed to the specification of test standard.
3. For corrected test results are listed in the relevant table of radiated test data of this test report.



Registration number: W6M21306-13280-C-1
FCC ID: IR5DK10



Up Line: Peak Limit Line Down Line: Ave Limit Line

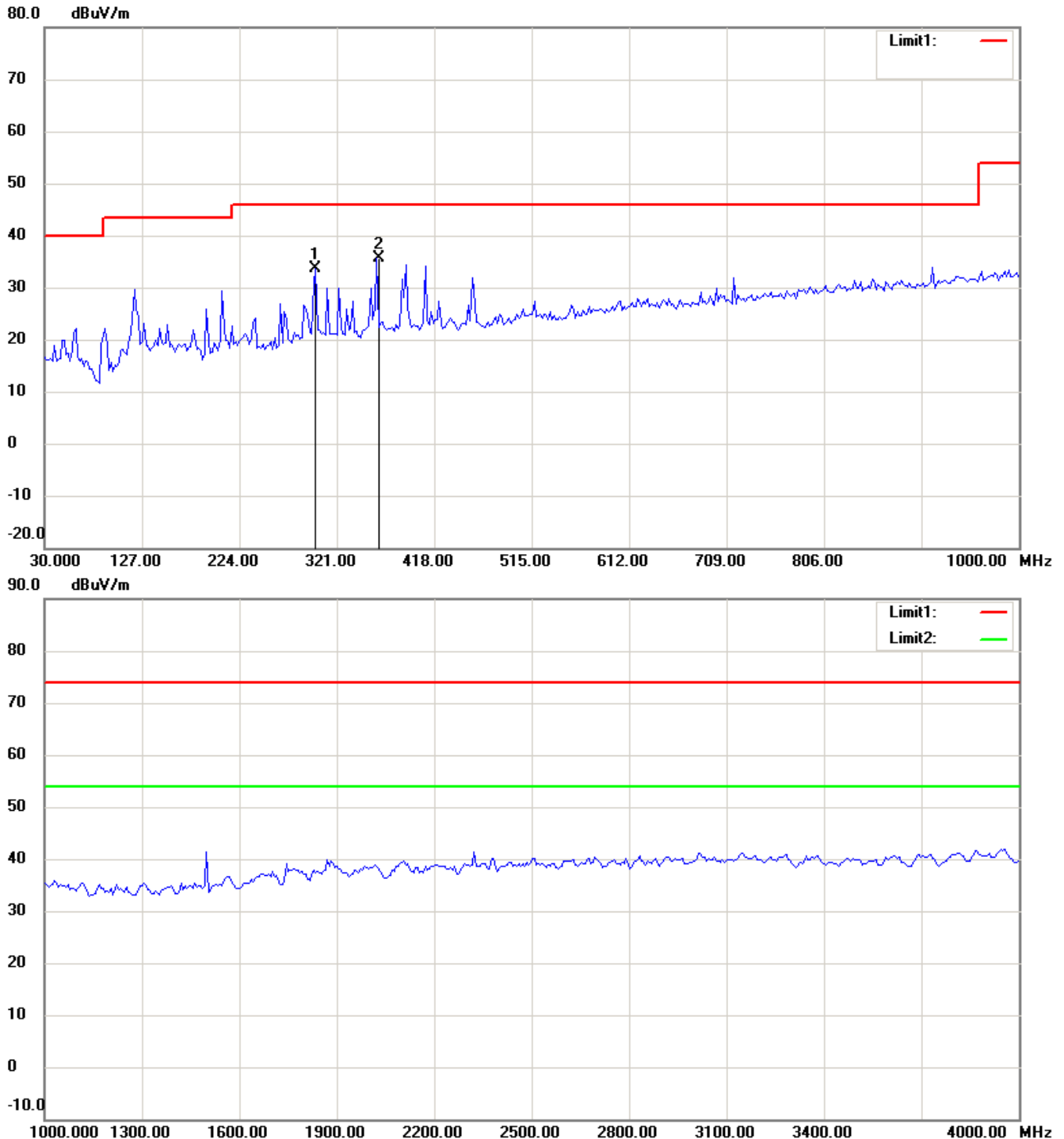
Note:

1. The attached measurement plots are preliminarily pre-scanned with peak detector for determining the final checking frequencies and are for reference only.
2. The some frequencies may exceed the limit line without the specified detectors, but that cannot present the results are failed to the specification of test standard.
3. For corrected test results are listed in the relevant table of radiated test data of this test report.



Registration number: W6M21306-13280-C-1
FCC ID: IR5DK10

TX 802.11g 2437MHz
Antenna Polarization H



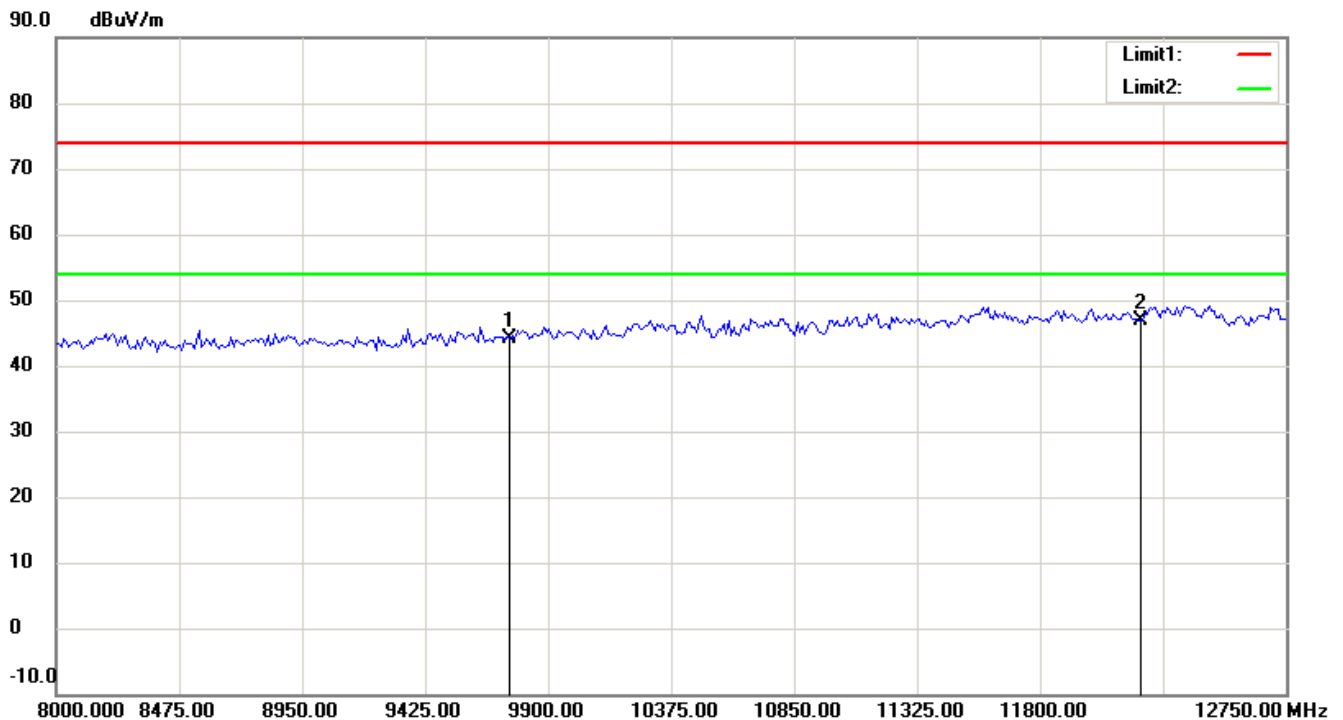
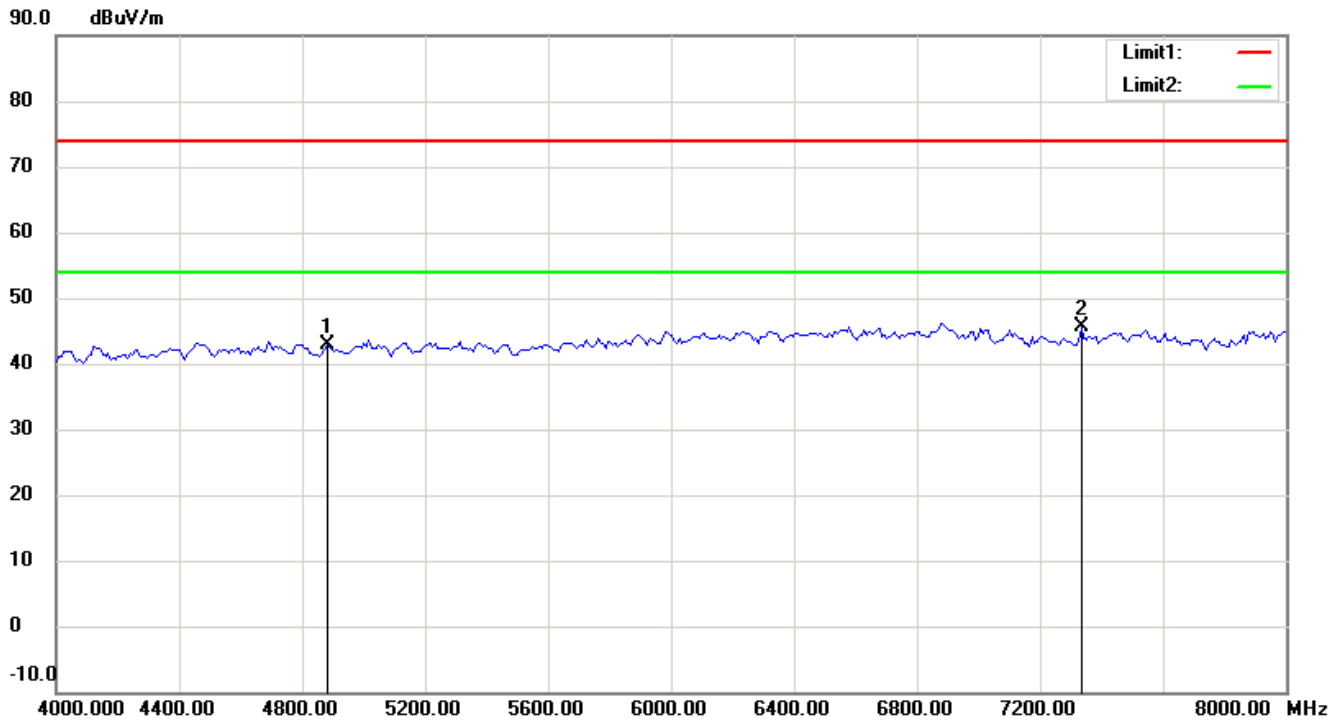
Up Line: Peak Limit Line Down Line: Ave Limit Line

Note:

1. The attached measurement plots are preliminarily pre-scanned with peak detector for determining the final checking frequencies and are for reference only.
2. The some frequencies may exceed the limit line without the specified detectors, but that cannot present the results are failed to the specification of test standard.
3. For corrected test results are listed in the relevant table of radiated test data of this test report.



Registration number: W6M21306-13280-C-1
FCC ID: IR5DK10



Up Line: Peak Limit Line Down Line: Ave Limit Line

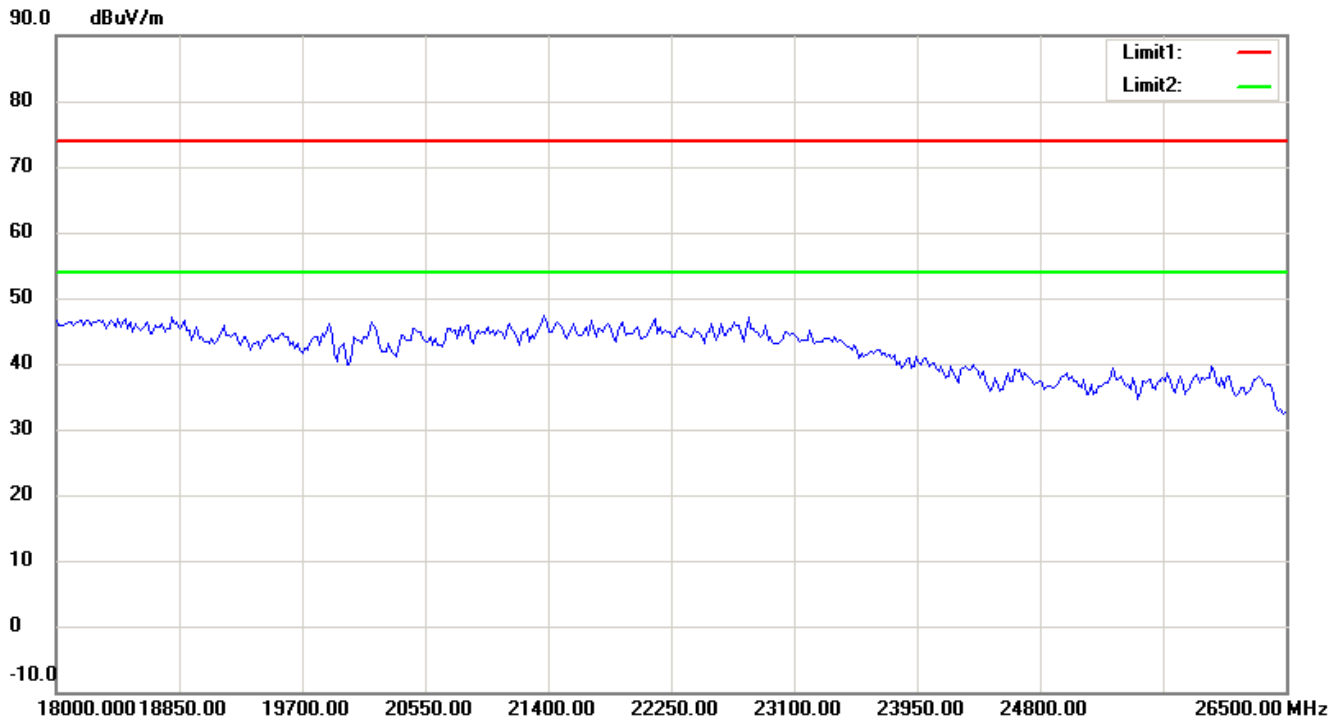
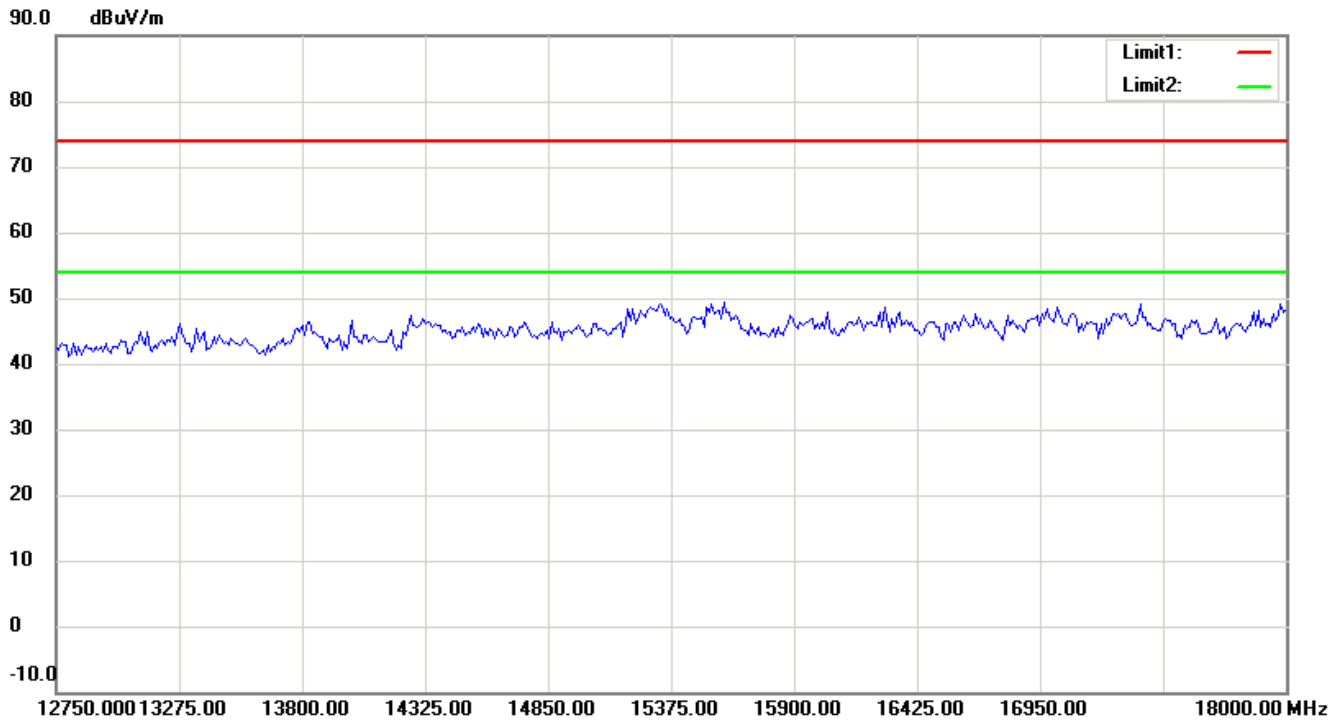
Note:

1. The attached measurement plots are preliminarily pre-scanned with peak detector for determining the final checking frequencies and are for reference only.
2. The some frequencies may exceed the limit line without the specified detectors, but that cannot present the results are failed to the specification of test standard.
3. For corrected test results are listed in the relevant table of radiated test data of this test report.



Worldwide Testing Services(Taiwan) Co., Ltd.

Registration number: W6M21306-13280-C-1
FCC ID: IR5DK10



Up Line: Peak Limit Line Down Line: Ave Limit Line

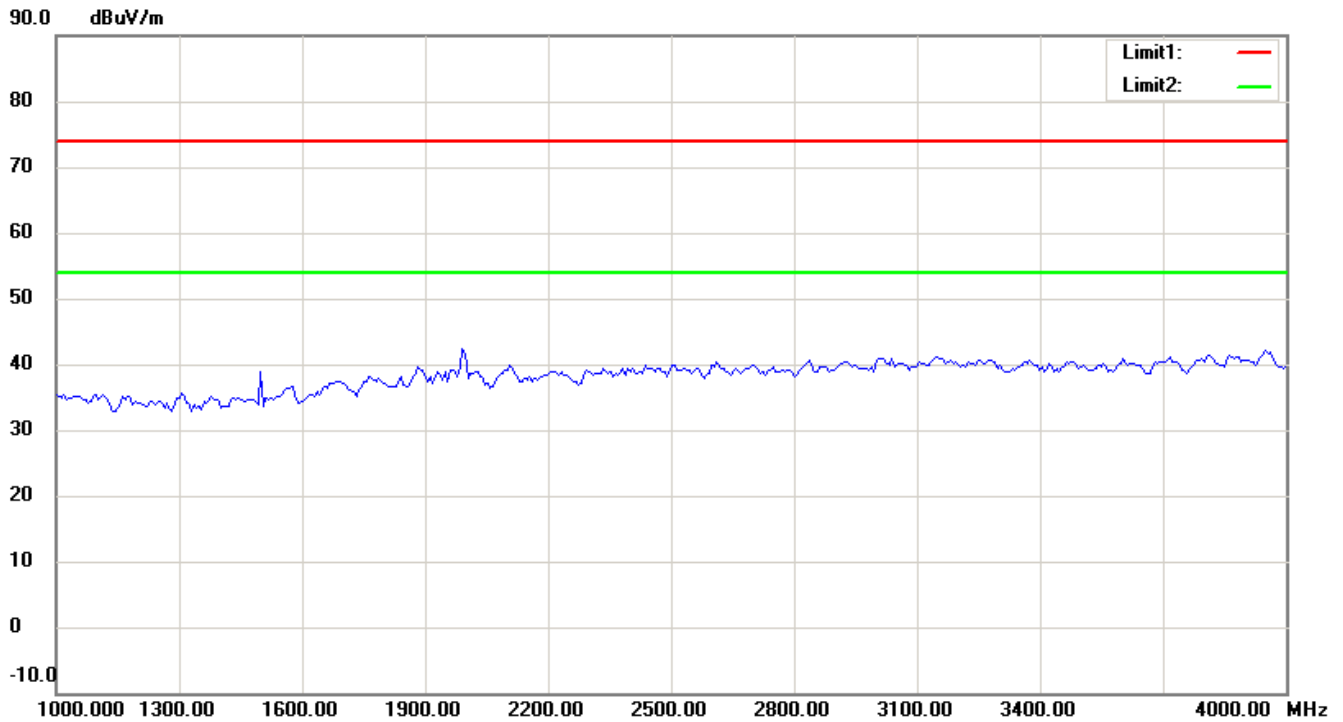
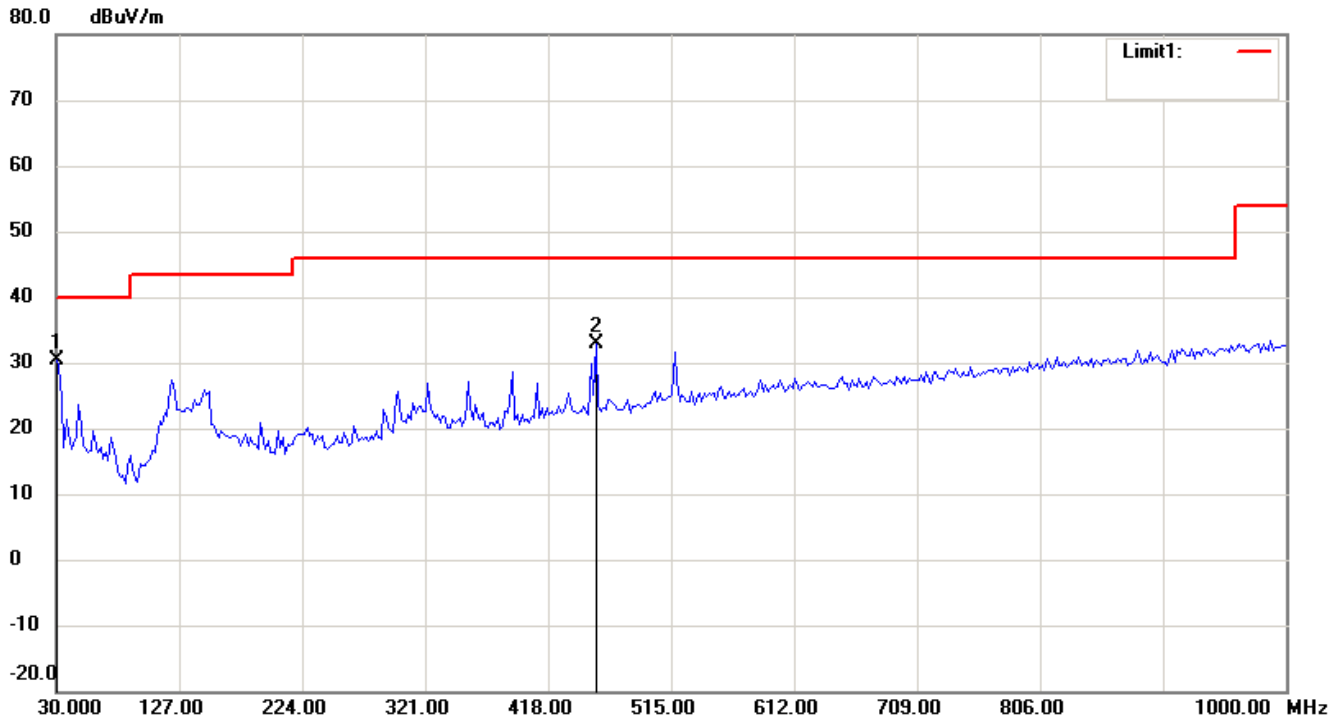
Note:

1. The attached measurement plots are preliminarily pre-scanned with peak detector for determining the final checking frequencies and are for reference only.
2. The some frequencies may exceed the limit line without the specified detectors, but that cannot present the results are failed to the specification of test standard.
3. For corrected test results are listed in the relevant table of radiated test data of this test report.



Registration number: W6M21306-13280-C-1
FCC ID: IR5DK10

Antenna Polarization V



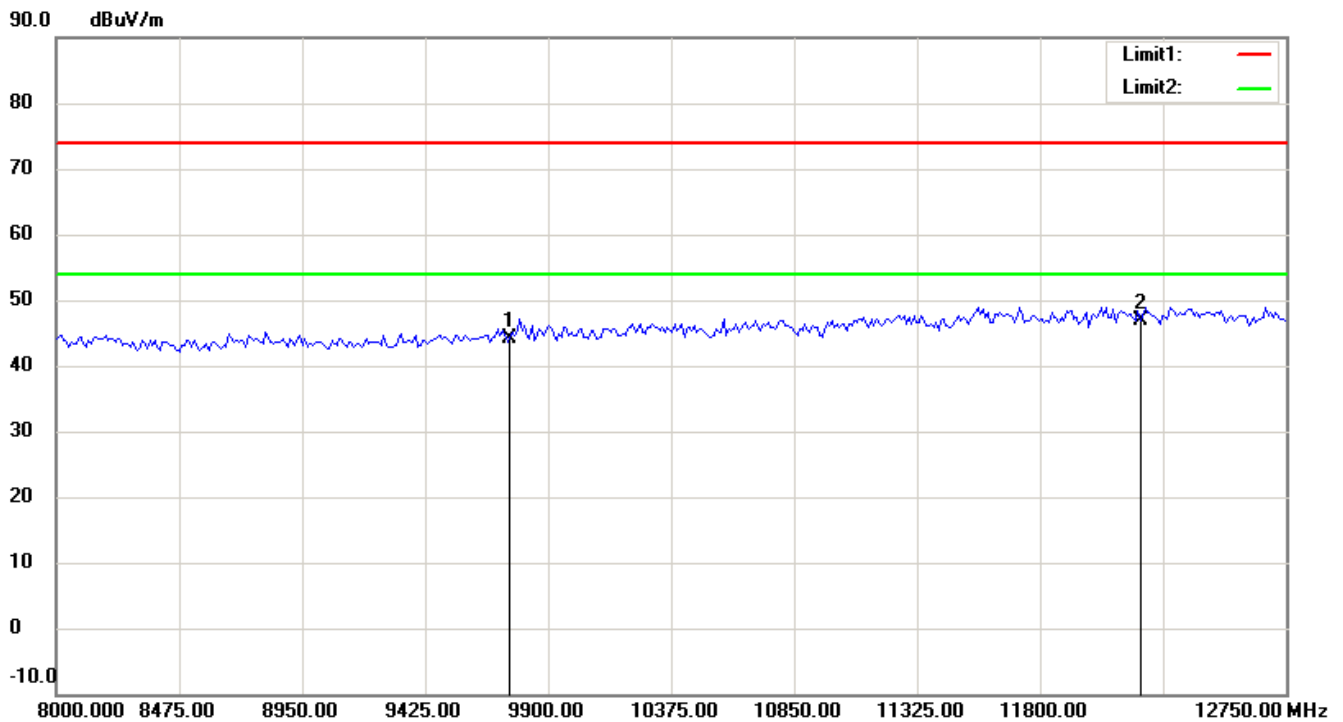
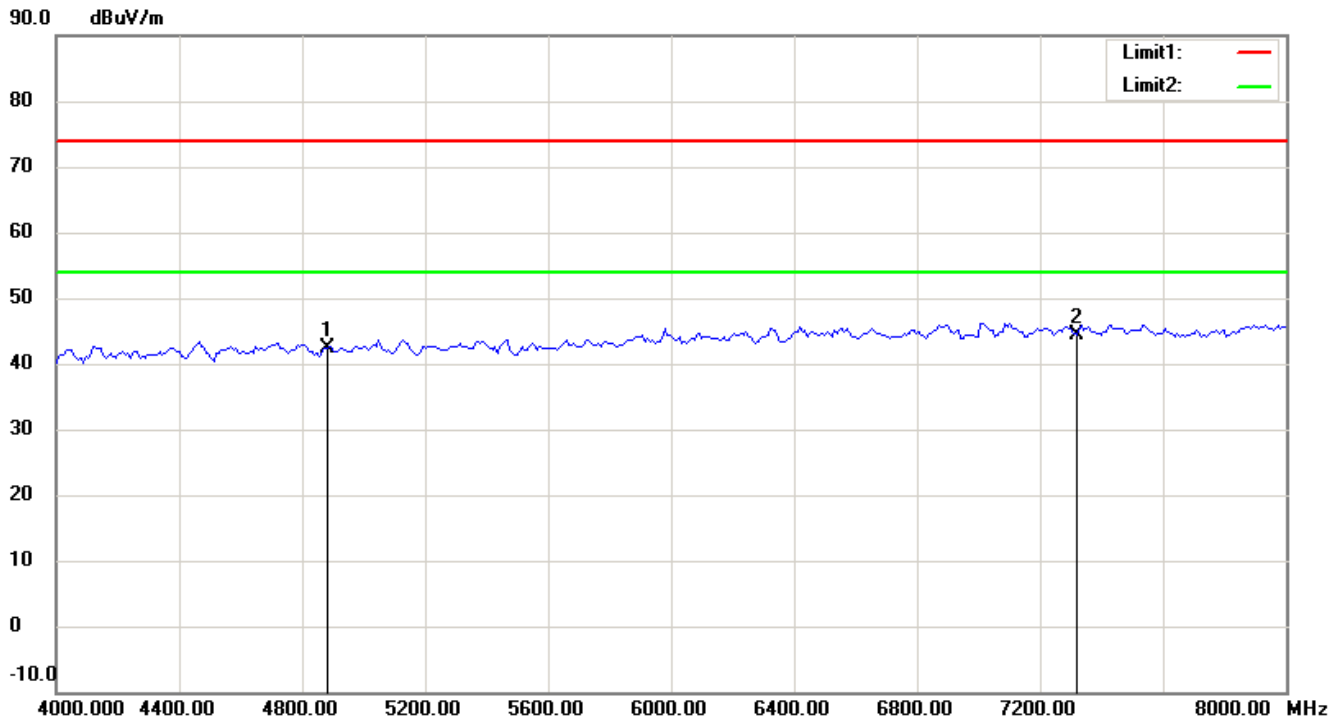
Up Line: Peak Limit Line Down Line: Ave Limit Line

Note:

1. The attached measurement plots are preliminarily pre-scanned with peak detector for determining the final checking frequencies and are for reference only.
2. The some frequencies may exceed the limit line without the specified detectors, but that cannot present the results are failed to the specification of test standard.
3. For corrected test results are listed in the relevant table of radiated test data of this test report.



Registration number: W6M21306-13280-C-1
FCC ID: IR5DK10



Up Line: Peak Limit Line Down Line: Ave Limit Line

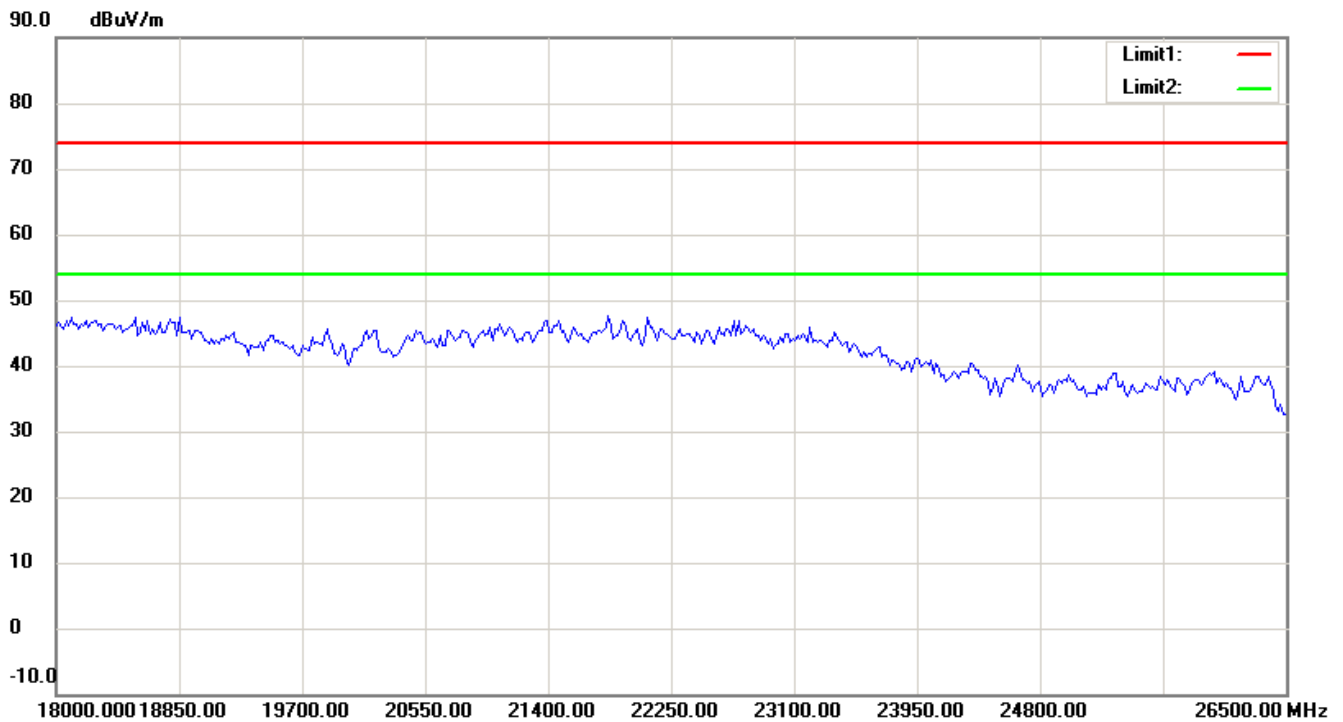
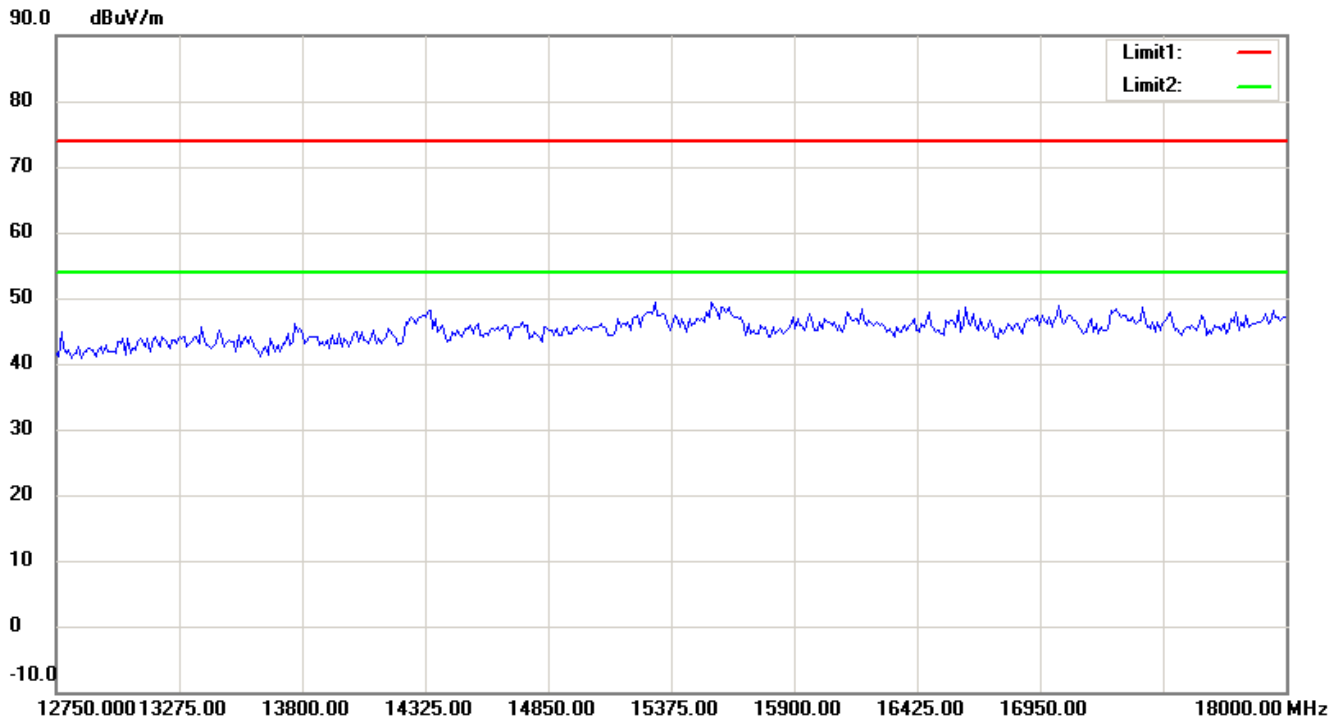
Note:

1. The attached measurement plots are preliminarily pre-scanned with peak detector for determining the final checking frequencies and are for reference only.
2. The some frequencies may exceed the limit line without the specified detectors, but that cannot present the results are failed to the specification of test standard.
3. For corrected test results are listed in the relevant table of radiated test data of this test report.



Worldwide Testing Services(Taiwan) Co., Ltd.

Registration number: W6M21306-13280-C-1
FCC ID: IR5DK10



Up Line: Peak Limit Line Down Line: Ave Limit Line

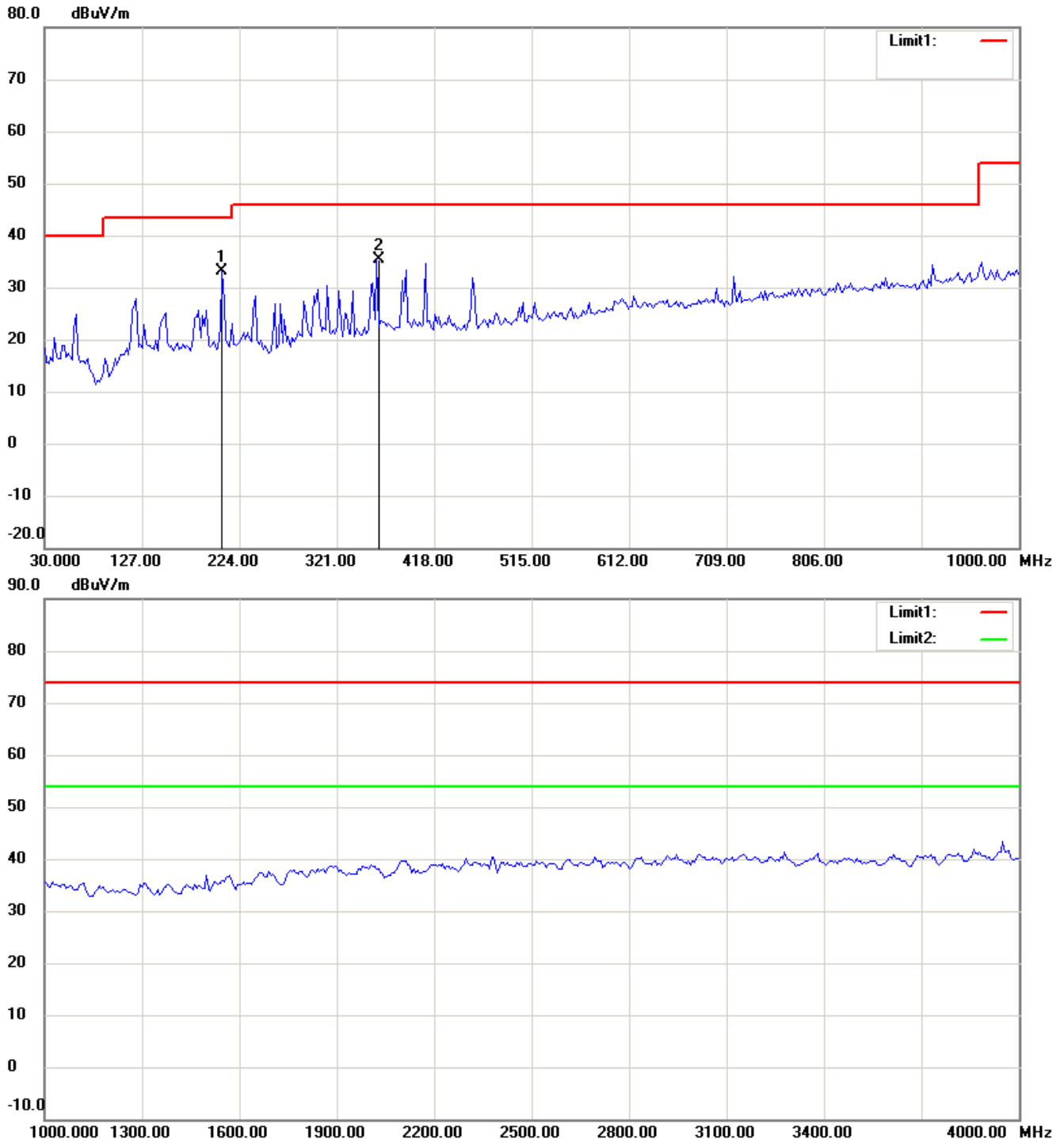
Note:

1. The attached measurement plots are preliminarily pre-scanned with peak detector for determining the final checking frequencies and are for reference only.
2. The some frequencies may exceed the limit line without the specified detectors, but that cannot present the results are failed to the specification of test standard.
3. For corrected test results are listed in the relevant table of radiated test data of this test report.



Registration number: W6M21306-13280-C-1
FCC ID: IR5DK10

TX 802.11g 2462MHz
Antenna Polarization H



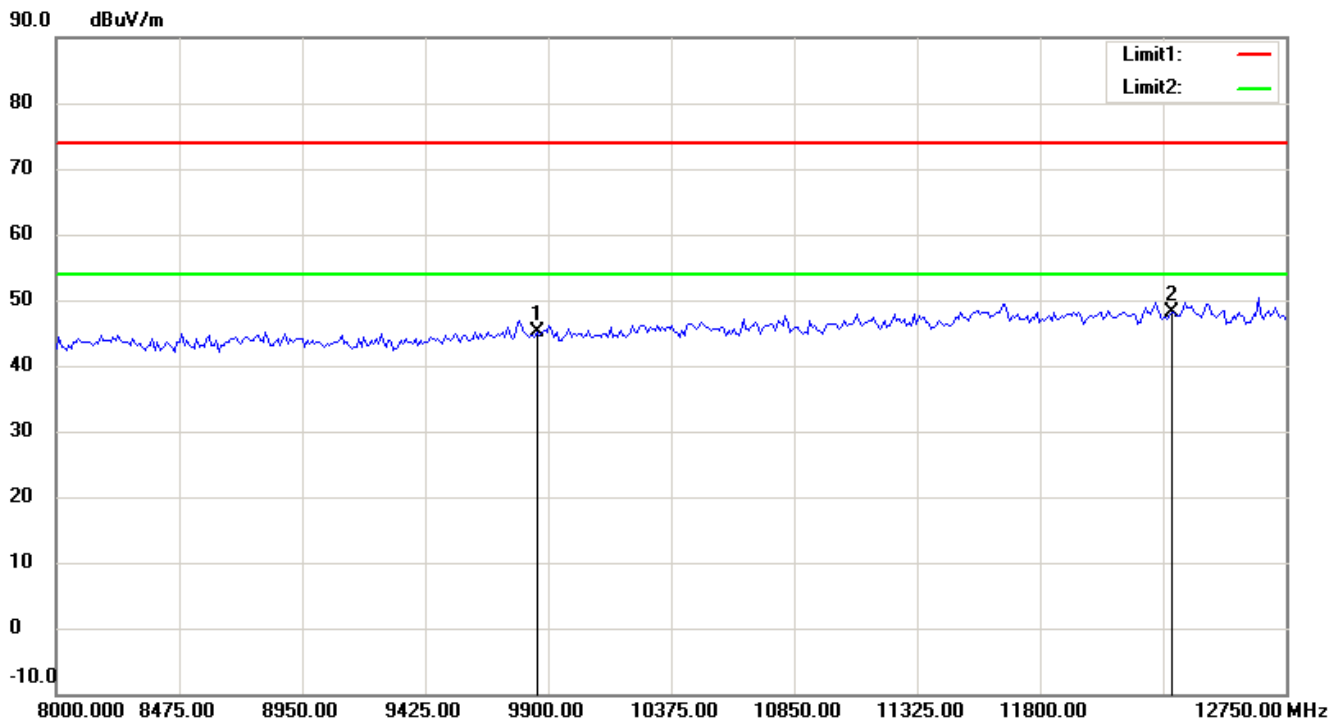
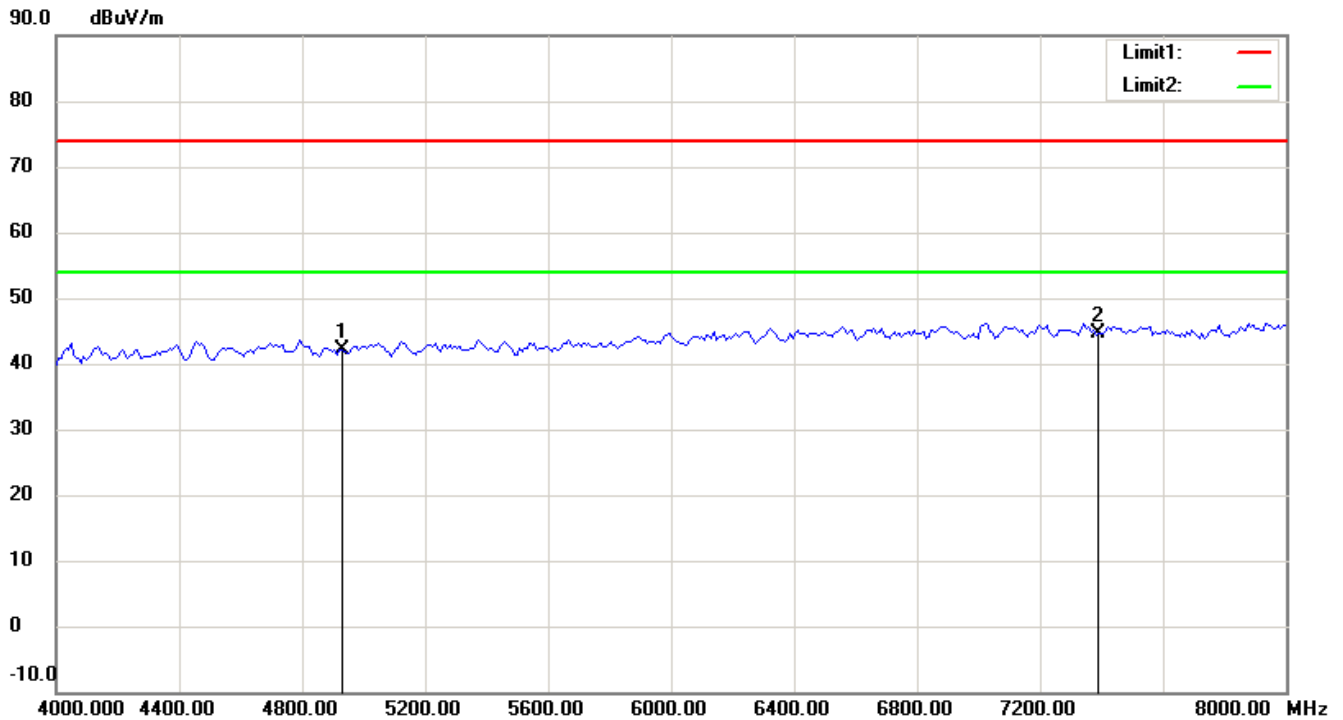
Up Line: Peak Limit Line Down Line: Ave Limit Line

Note:

1. The attached measurement plots are preliminarily pre-scanned with peak detector for determining the final checking frequencies and are for reference only.
2. The some frequencies may exceed the limit line without the specified detectors, but that cannot present the results are failed to the specification of test standard.
3. For corrected test results are listed in the relevant table of radiated test data of this test report.



Registration number: W6M21306-13280-C-1
FCC ID: IR5DK10



Up Line: Peak Limit Line Down Line: Ave Limit Line

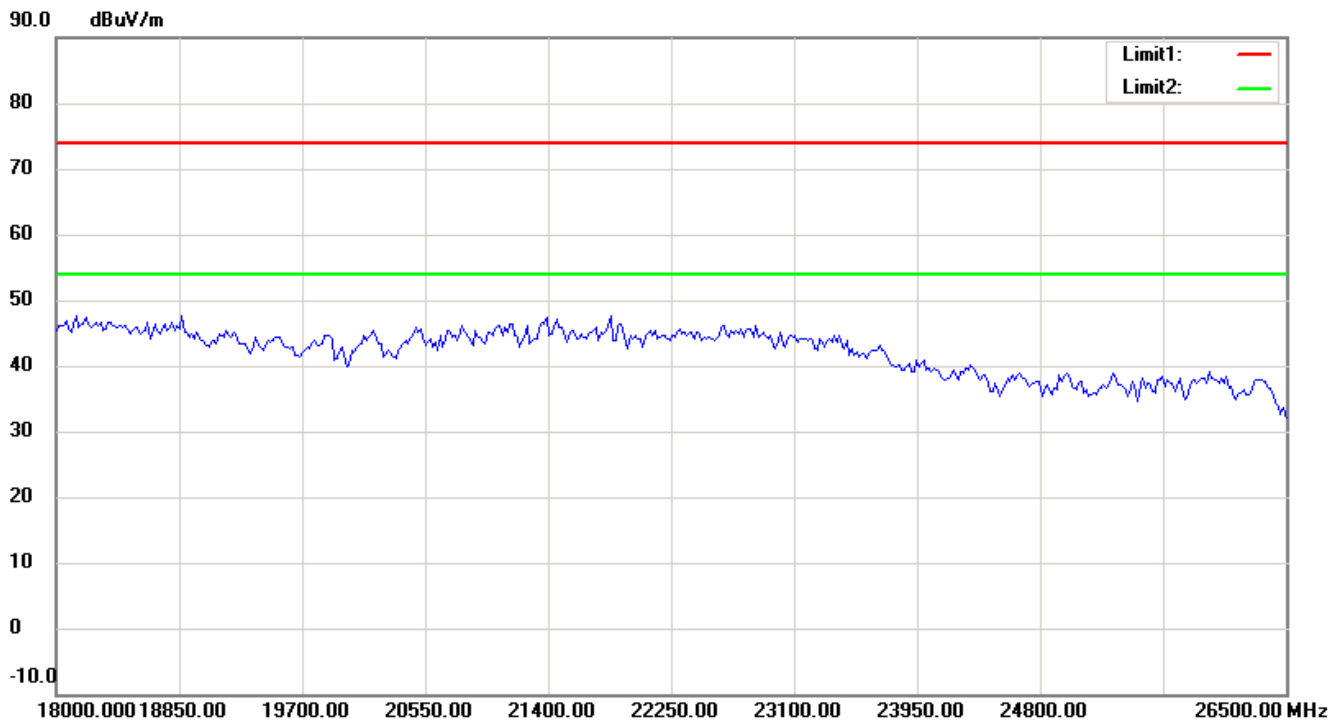
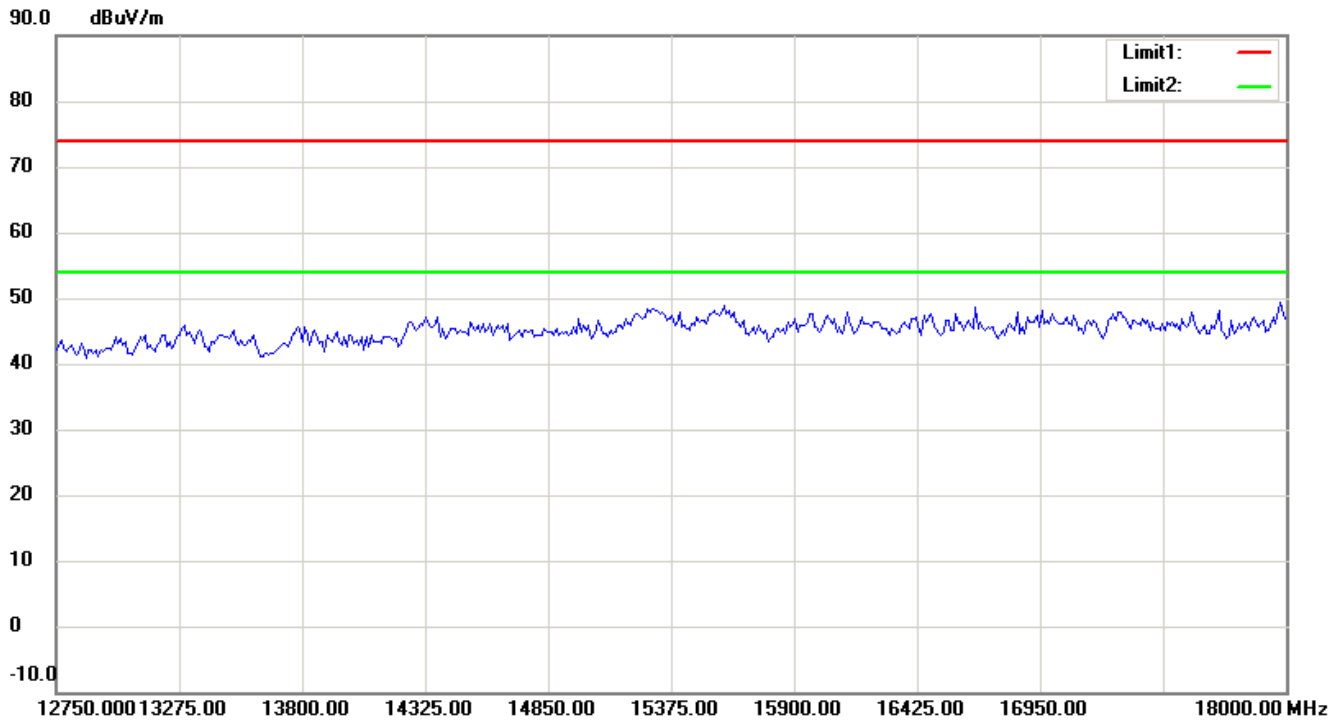
Note:

1. The attached measurement plots are preliminarily pre-scanned with peak detector for determining the final checking frequencies and are for reference only.
2. The some frequencies may exceed the limit line without the specified detectors, but that cannot present the results are failed to the specification of test standard.
3. For corrected test results are listed in the relevant table of radiated test data of this test report.



Worldwide Testing Services(Taiwan) Co., Ltd.

Registration number: W6M21306-13280-C-1
FCC ID: IR5DK10



Up Line: Peak Limit Line Down Line: Ave Limit Line

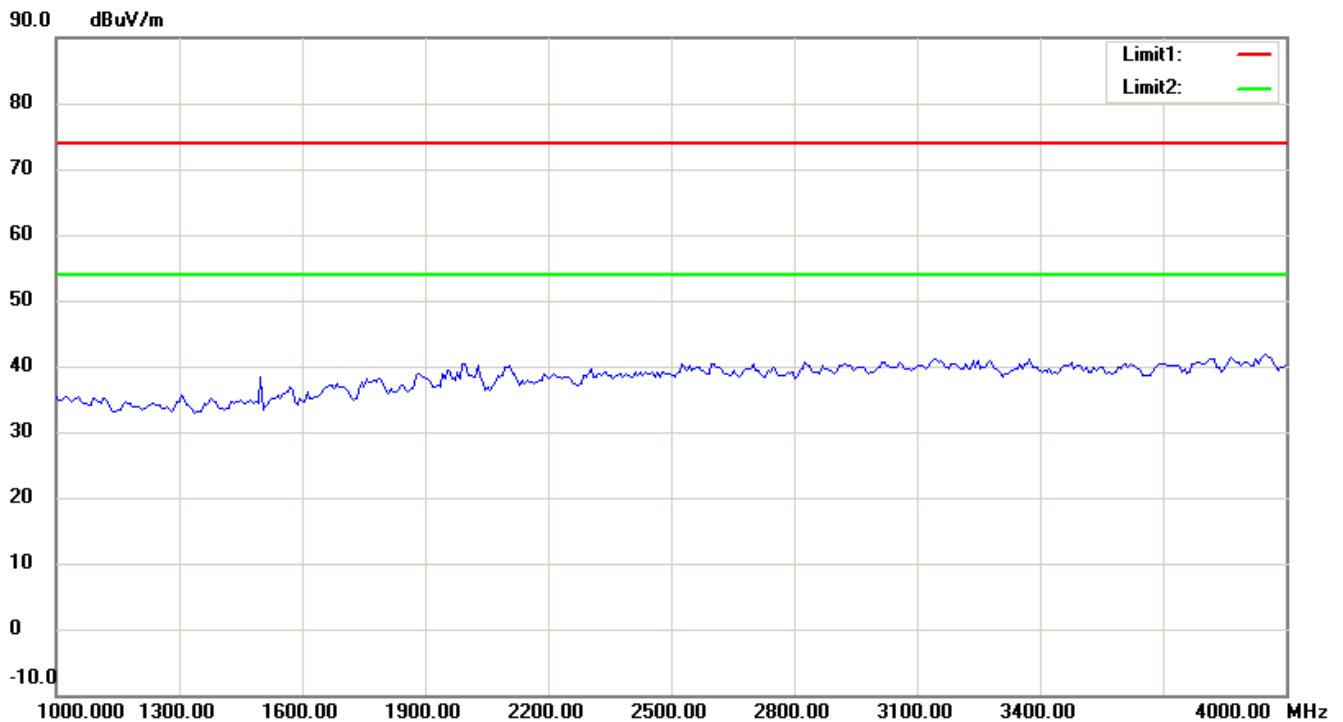
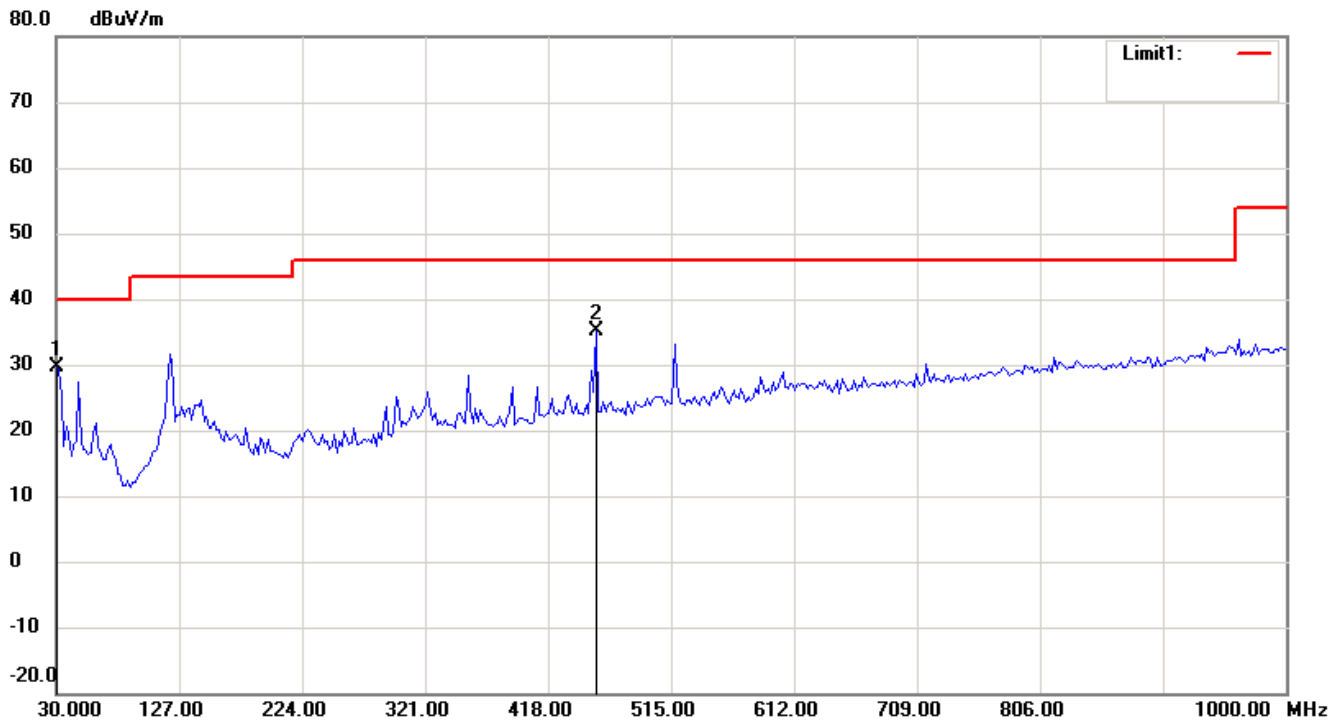
Note:

1. The attached measurement plots are preliminarily pre-scanned with peak detector for determining the final checking frequencies and are for reference only.
2. The some frequencies may exceed the limit line without the specified detectors, but that cannot present the results are failed to the specification of test standard.
3. For corrected test results are listed in the relevant table of radiated test data of this test report.



Registration number: W6M21306-13280-C-1
FCC ID: IR5DK10

Antenna Polarization V



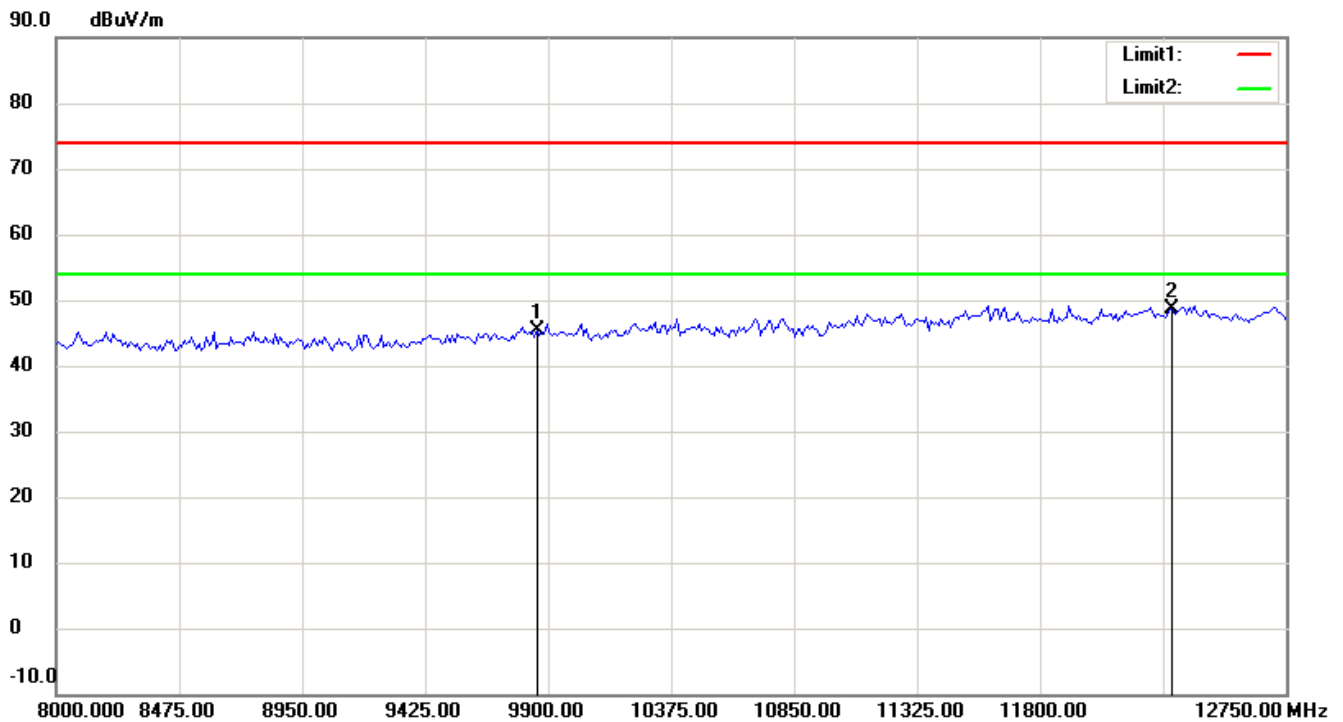
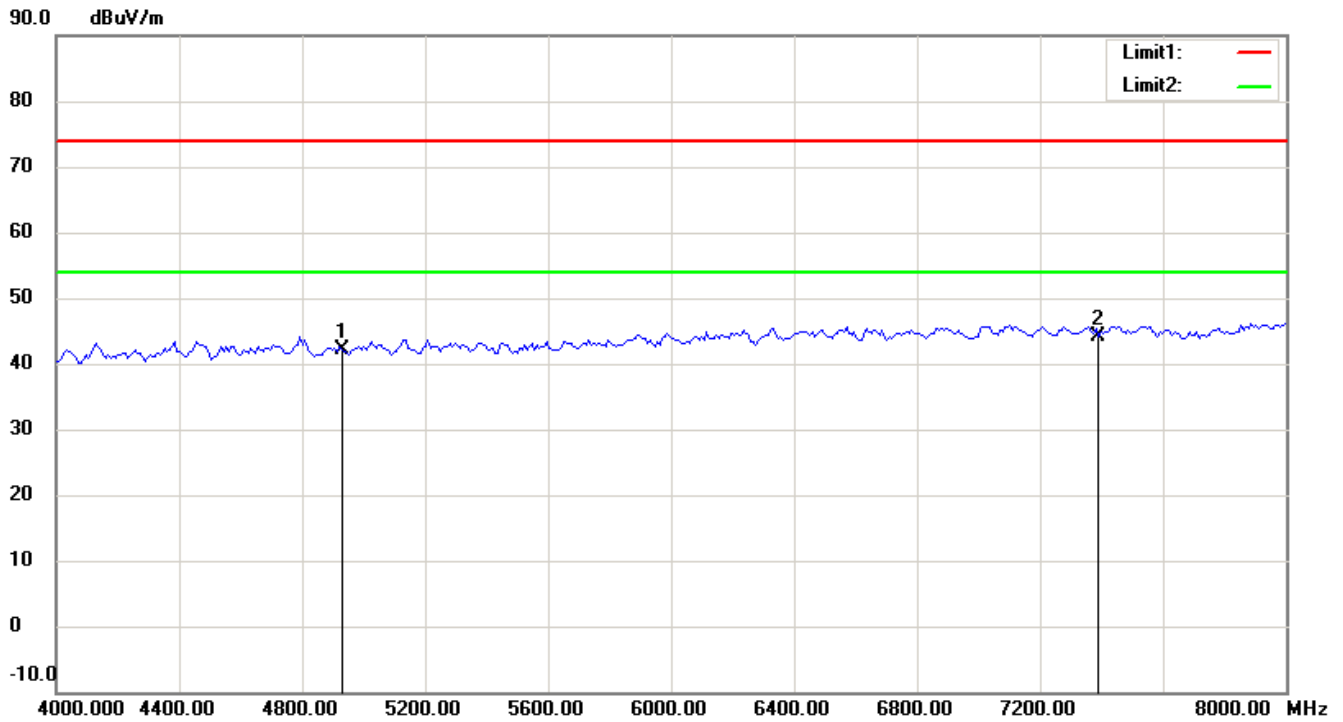
Up Line: Peak Limit Line Down Line: Ave Limit Line

Note:

1. The attached measurement plots are preliminarily pre-scanned with peak detector for determining the final checking frequencies and are for reference only.
2. The some frequencies may exceed the limit line without the specified detectors, but that cannot present the results are failed to the specification of test standard.
3. For corrected test results are listed in the relevant table of radiated test data of this test report.



Registration number: W6M21306-13280-C-1
FCC ID: IR5DK10



Up Line: Peak Limit Line Down Line: Ave Limit Line

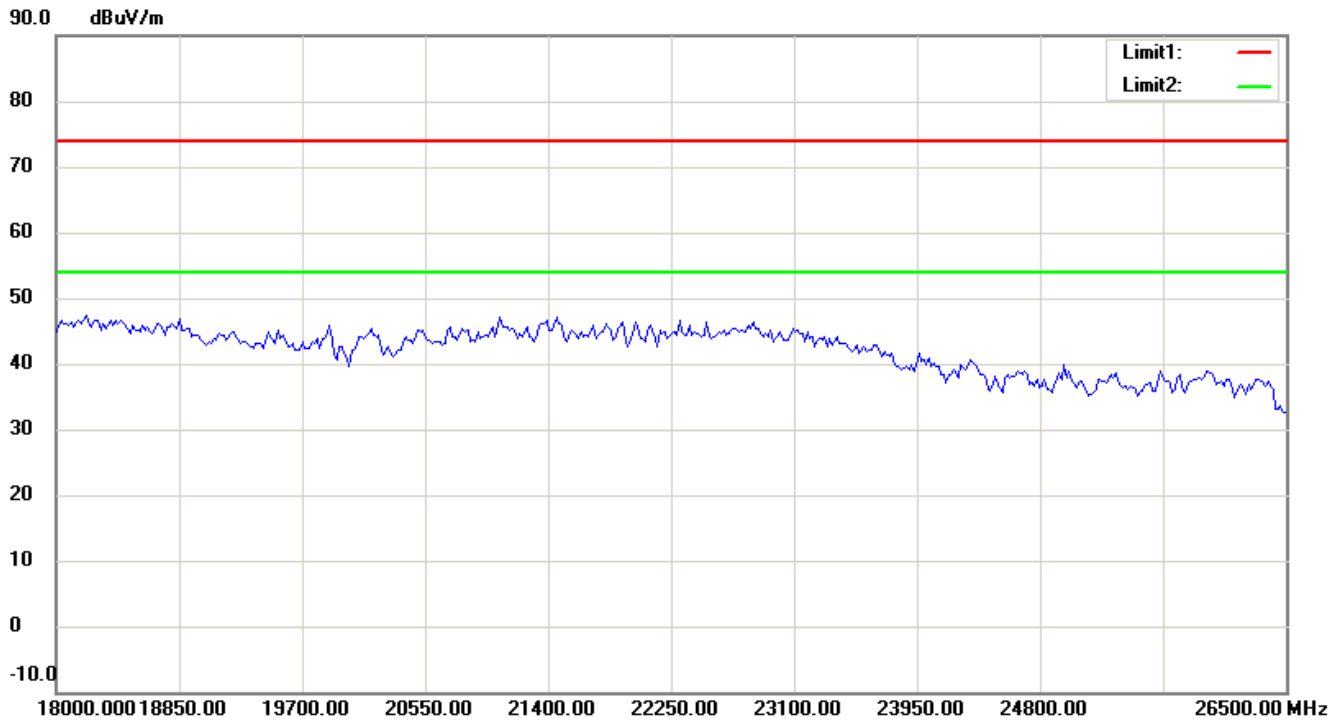
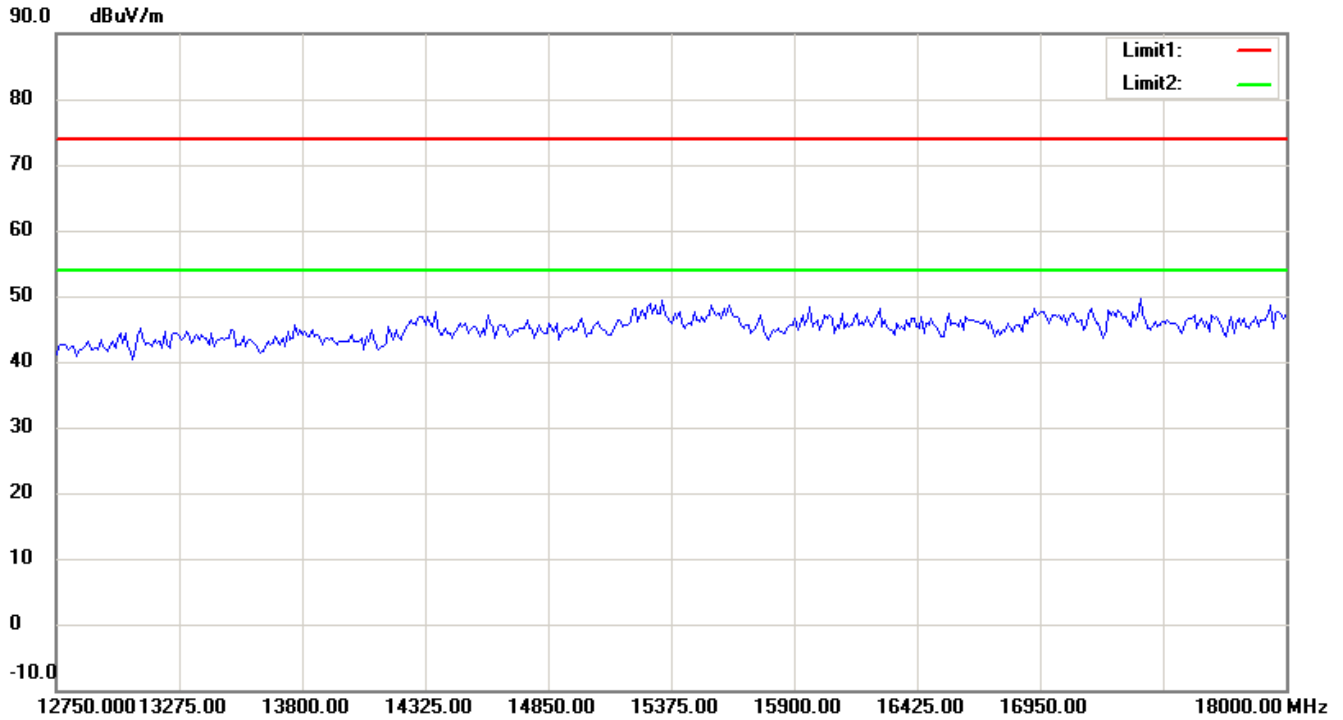
Note:

1. The attached measurement plots are preliminarily pre-scanned with peak detector for determining the final checking frequencies and are for reference only.
2. The some frequencies may exceed the limit line without the specified detectors, but that cannot present the results are failed to the specification of test standard.
3. For corrected test results are listed in the relevant table of radiated test data of this test report.



Worldwide Testing Services(Taiwan) Co., Ltd.

Registration number: W6M21306-13280-C-1
FCC ID: IR5DK10



Up Line: Peak Limit Line Down Line: Ave Limit Line

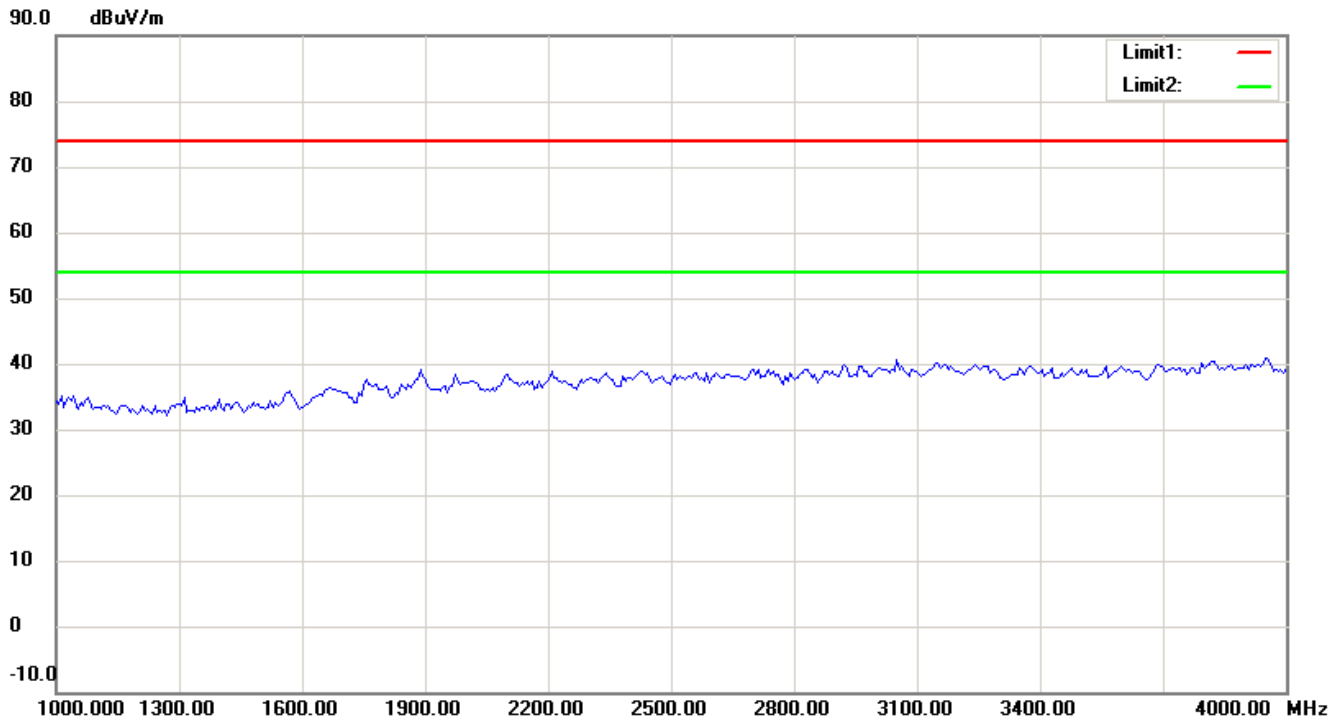
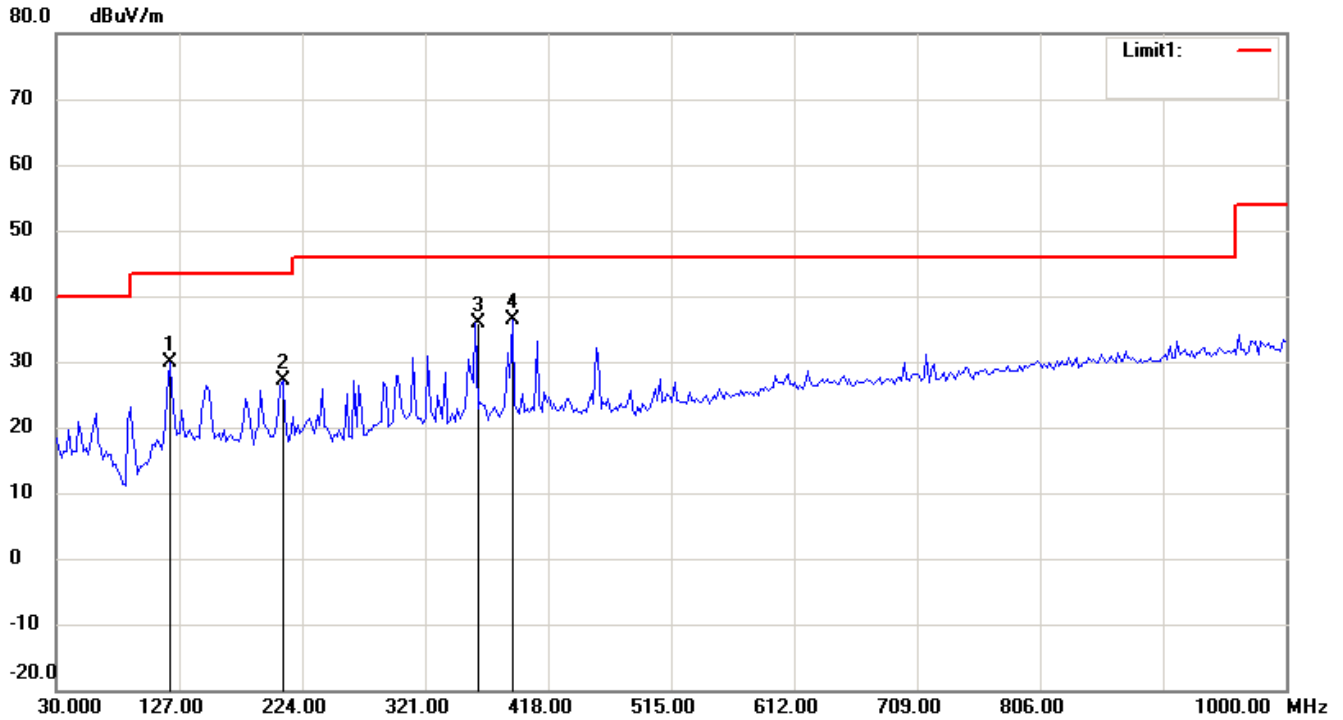
Note:

1. The attached measurement plots are preliminarily pre-scanned with peak detector for determining the final checking frequencies and are for reference only.
2. The some frequencies may exceed the limit line without the specified detectors, but that cannot present the results are failed to the specification of test standard.
3. For corrected test results are listed in the relevant table of radiated test data of this test report.



Registration number: W6M21306-13280-C-1
FCC ID: IR5DK10

ANT B
WLAN 802.11a 5745MHz
Antenna Polarization H



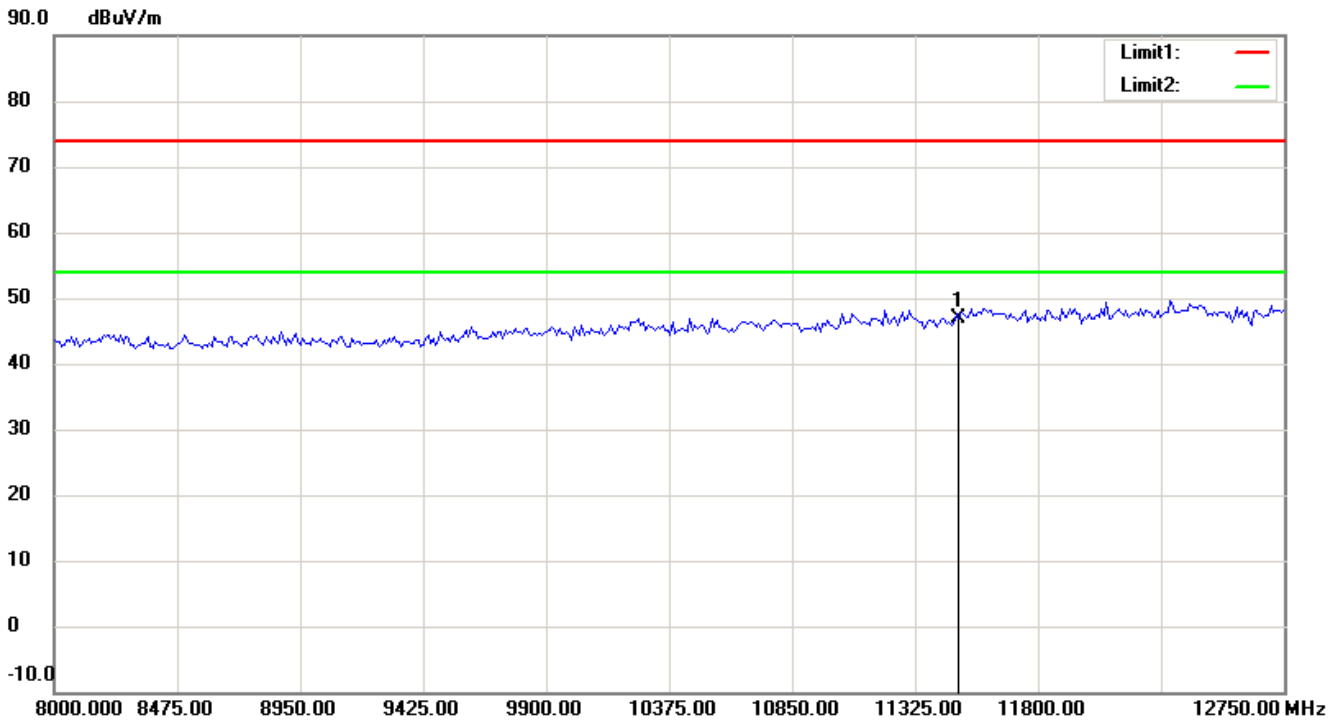
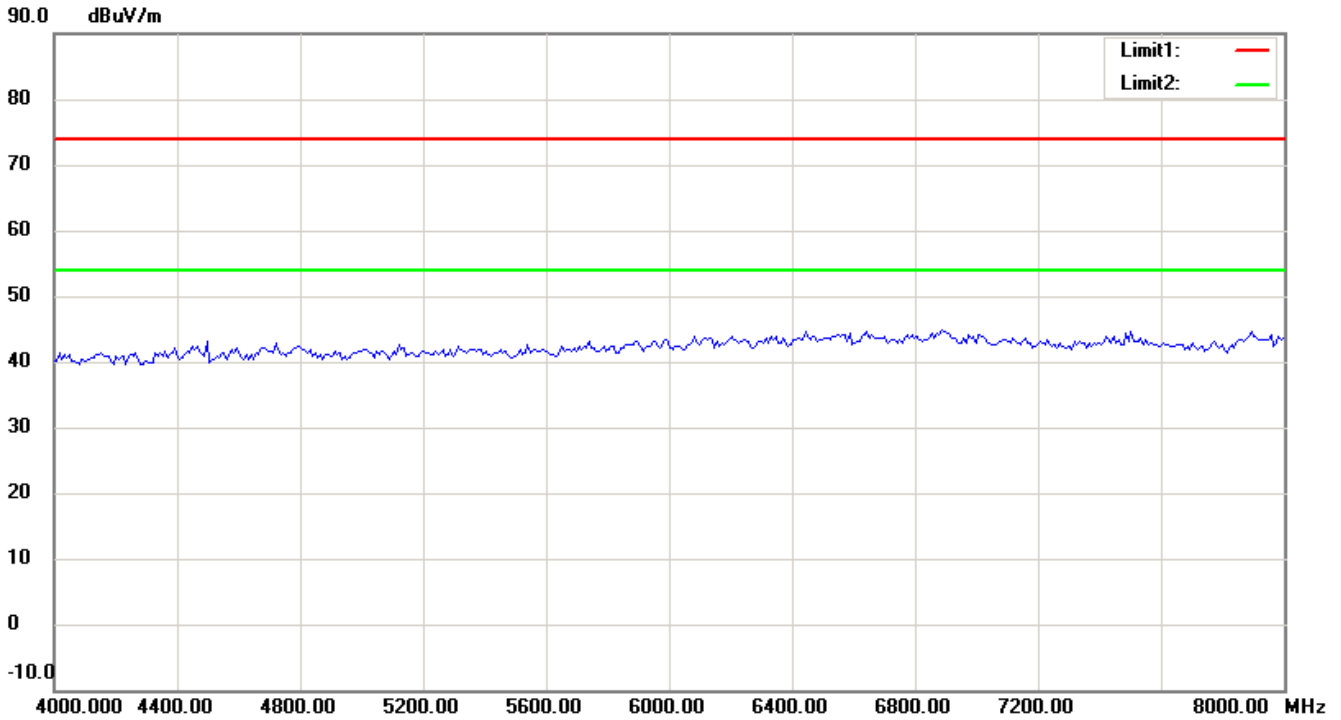
Up Line: Peak Limit Line Down Line: Ave Limit Line

Note:

1. The attached measurement plots are preliminarily pre-scanned with peak detector for determining the final checking frequencies and are for reference only.
2. The some frequencies may exceed the limit line without the specified detectors, but that cannot present the results are failed to the specification of test standard.
3. For corrected test results are listed in the relevant table of radiated test data of this test report.



Registration number: W6M21306-13280-C-1
FCC ID: IR5DK10



Up Line: Peak Limit Line Down Line: Ave Limit Line

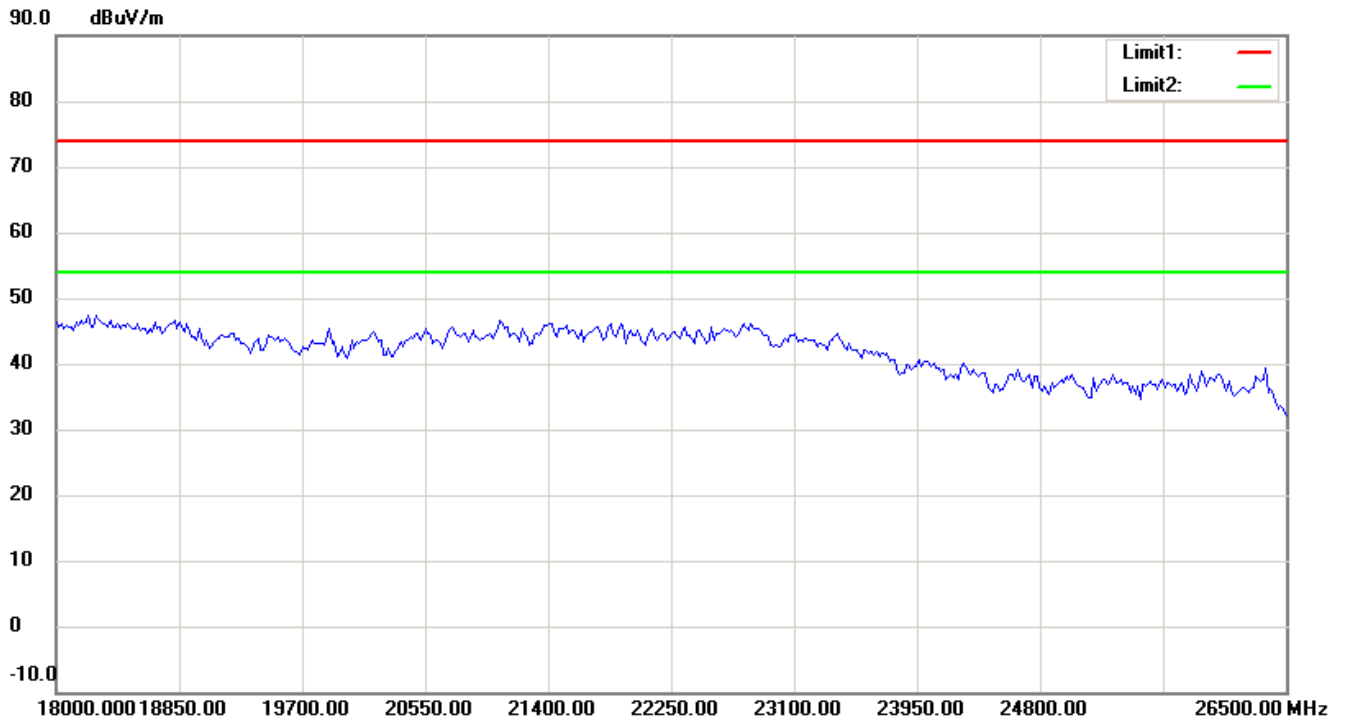
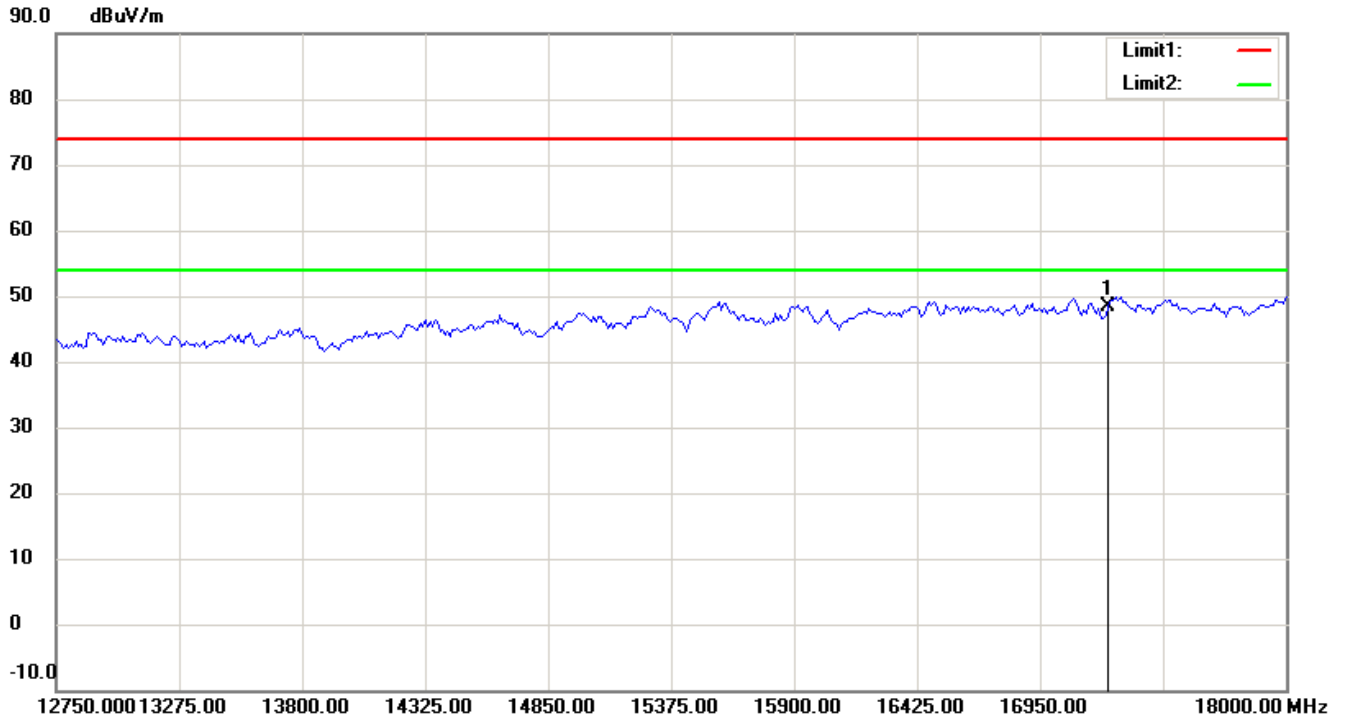
Note:

1. The attached measurement plots are preliminarily pre-scanned with peak detector for determining the final checking frequencies and are for reference only.
2. The some frequencies may exceed the limit line without the specified detectors, but that cannot present the results are failed to the specification of test standard.
3. For corrected test results are listed in the relevant table of radiated test data of this test report.



Worldwide Testing Services(Taiwan) Co., Ltd.

Registration number: W6M21306-13280-C-1
FCC ID: IR5DK10



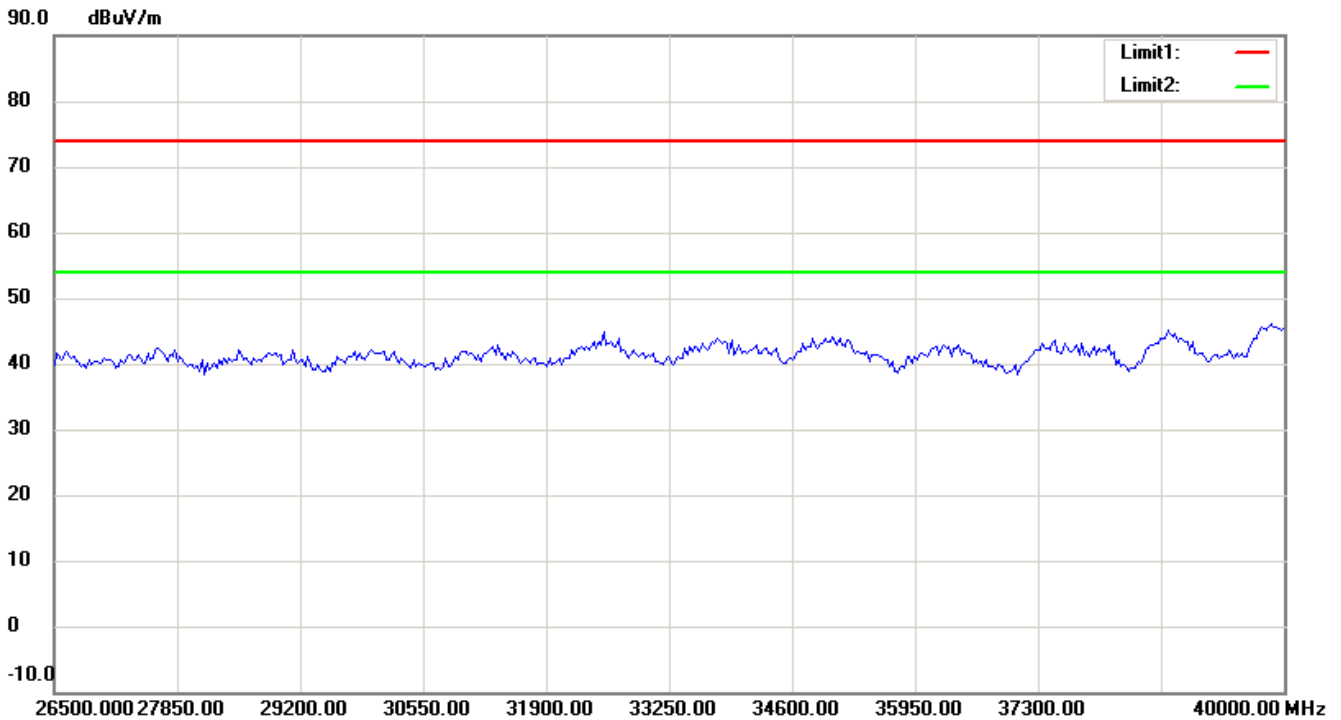
Up Line: Peak Limit Line Down Line: Ave Limit Line

Note:

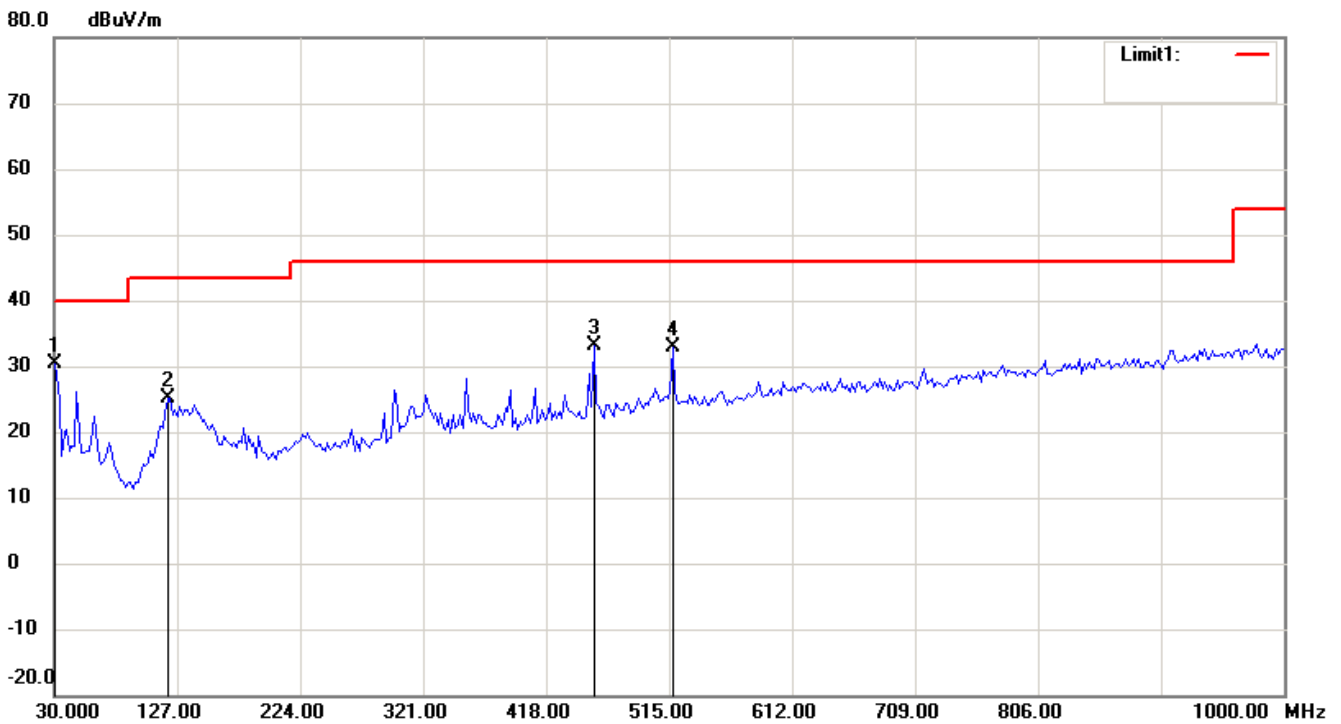
1. The attached measurement plots are preliminarily pre-scanned with peak detector for determining the final checking frequencies and are for reference only.
2. The some frequencies may exceed the limit line without the specified detectors, but that cannot present the results are failed to the specification of test standard.
3. For corrected test results are listed in the relevant table of radiated test data of this test report.



Registration number: W6M21306-13280-C-1
FCC ID: IR5DK10



Antenna Polarization V



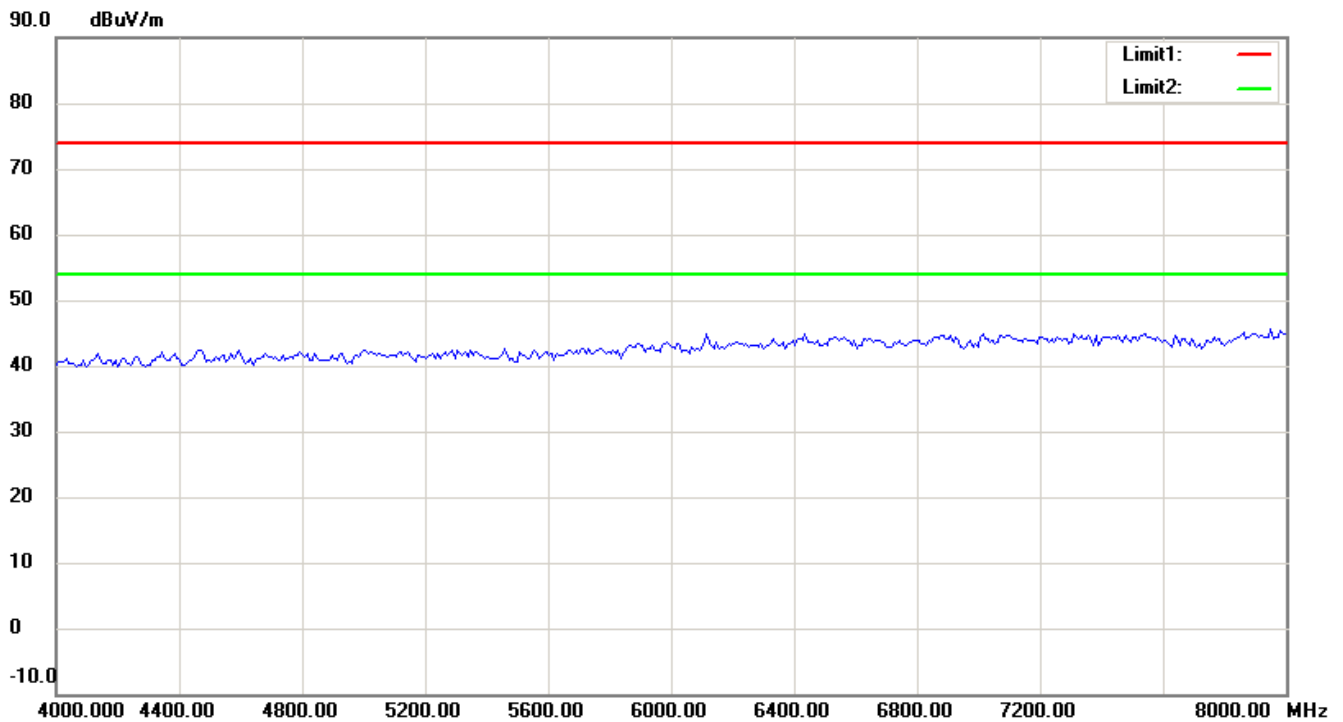
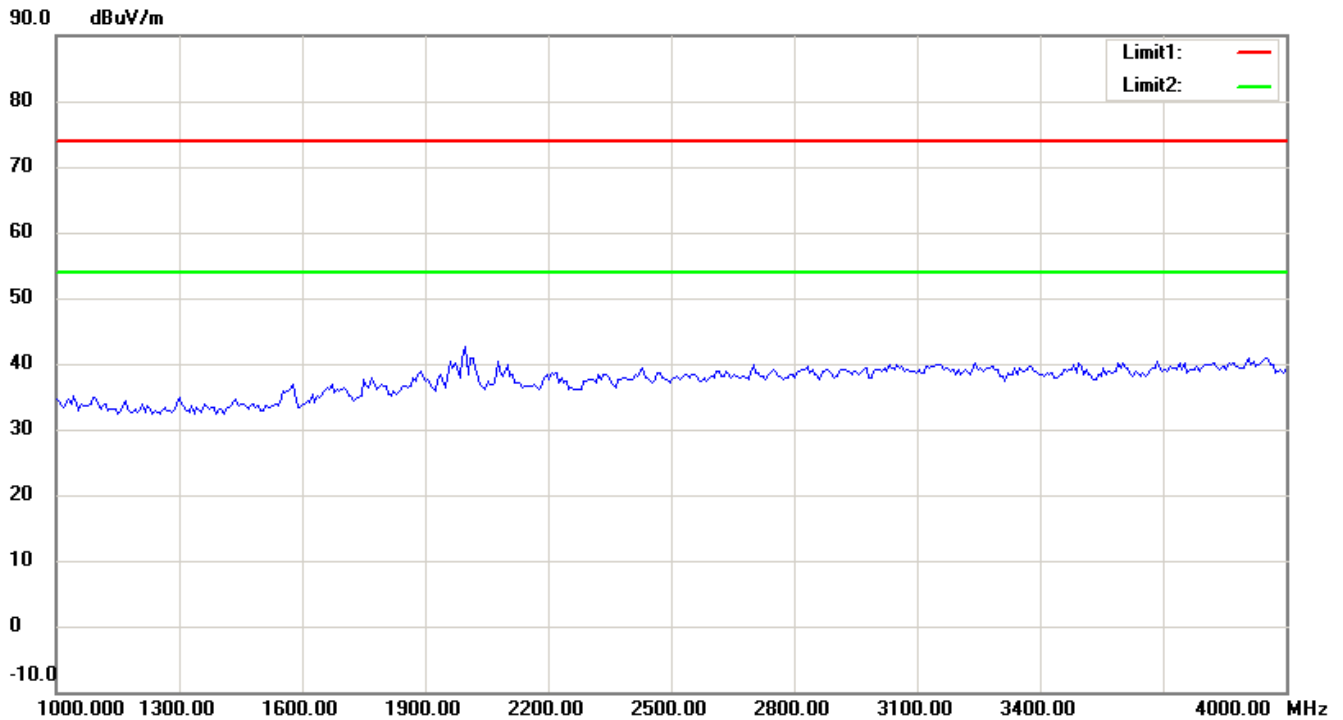
Up Line: Peak Limit Line Down Line: Ave Limit Line

Note:

1. The attached measurement plots are preliminarily pre-scanned with peak detector for determining the final checking frequencies and are for reference only.
2. The some frequencies may exceed the limit line without the specified detectors, but that cannot present the results are failed to the specification of test standard.
3. For corrected test results are listed in the relevant table of radiated test data of this test report.



Registration number: W6M21306-13280-C-1
FCC ID: IR5DK10



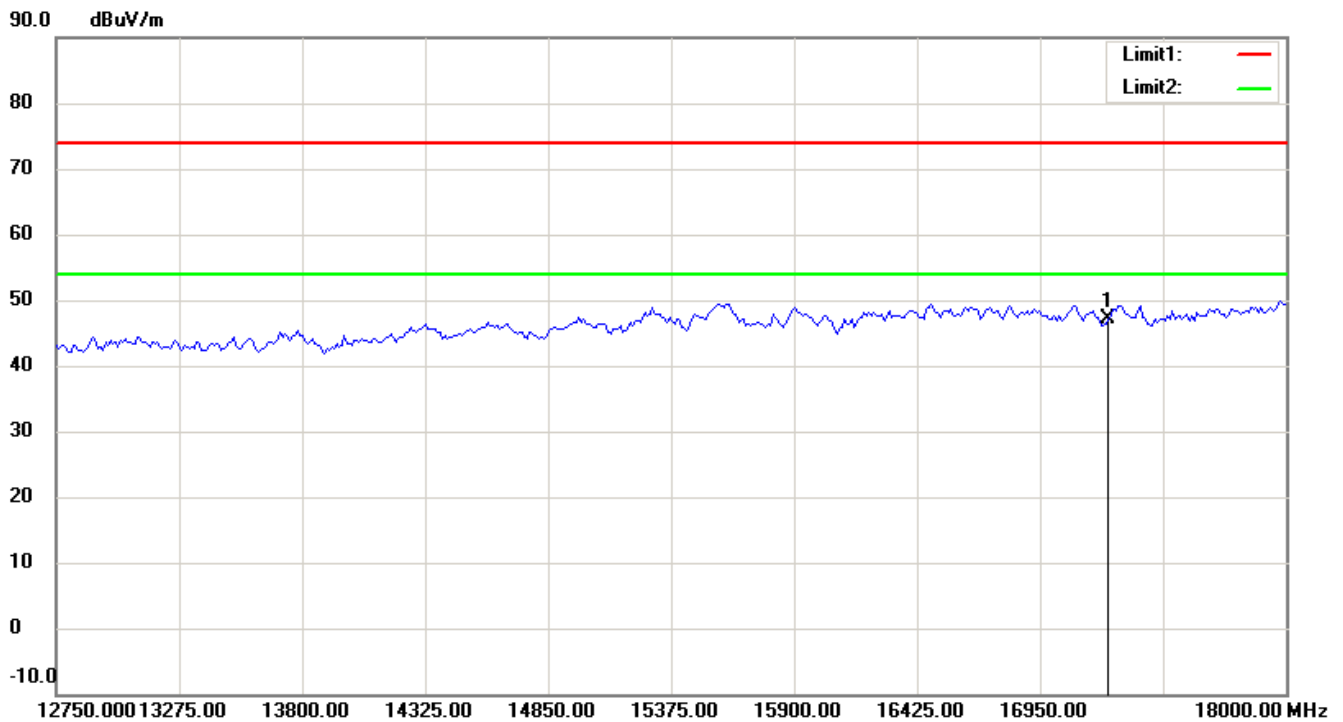
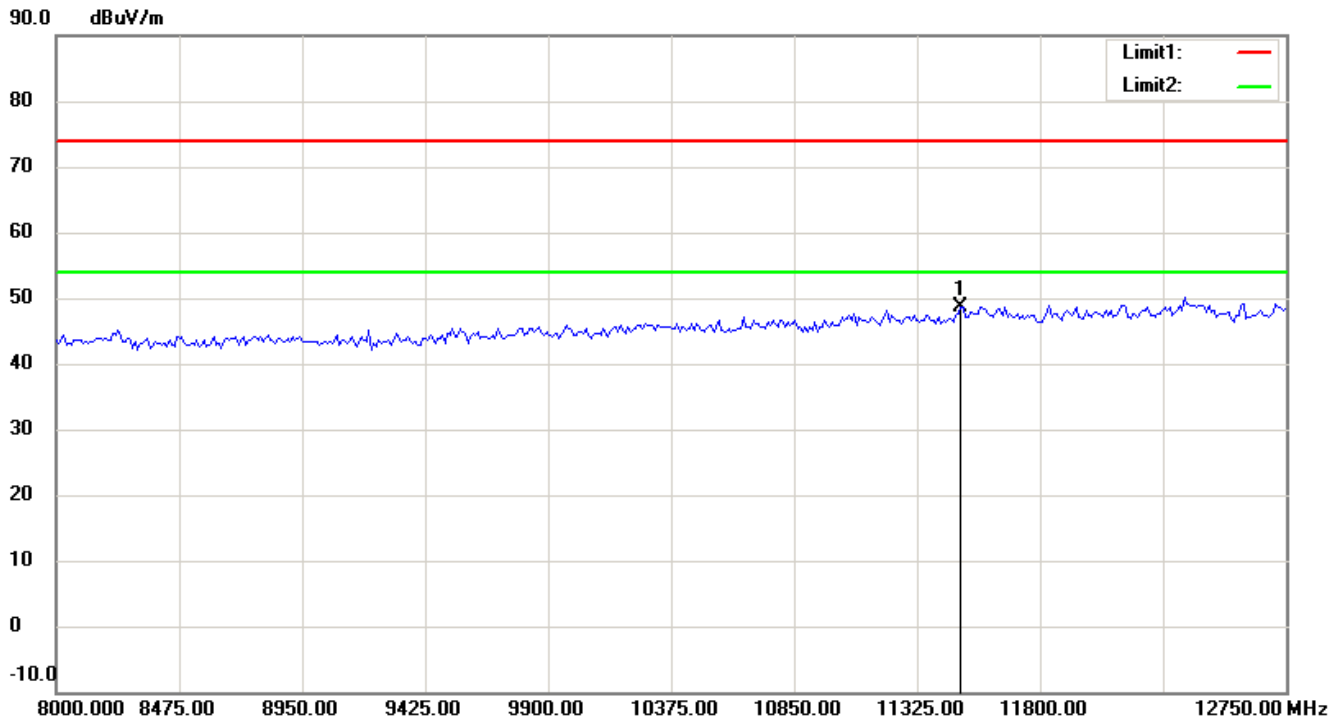
Up Line: Peak Limit Line Down Line: Ave Limit Line

Note:

1. The attached measurement plots are preliminarily pre-scanned with peak detector for determining the final checking frequencies and are for reference only.
2. The some frequencies may exceed the limit line without the specified detectors, but that cannot present the results are failed to the specification of test standard.
3. For corrected test results are listed in the relevant table of radiated test data of this test report.



Registration number: W6M21306-13280-C-1
FCC ID: IR5DK10



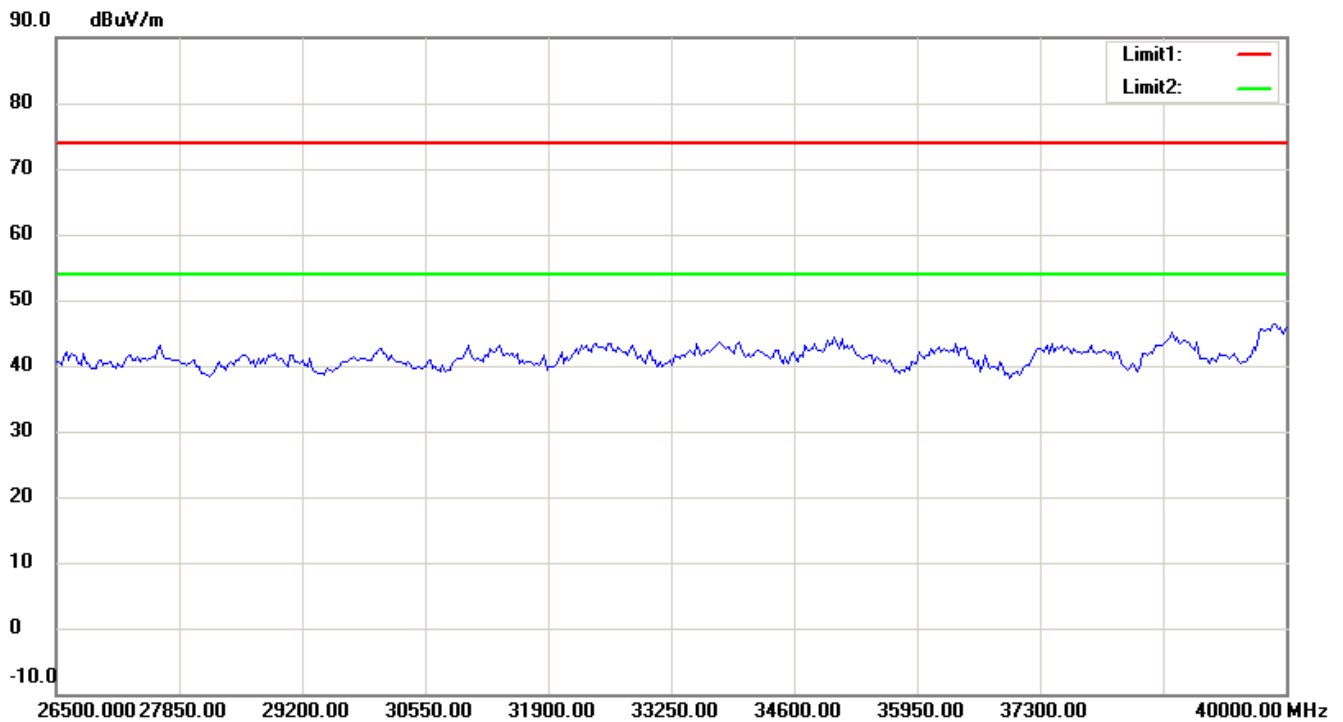
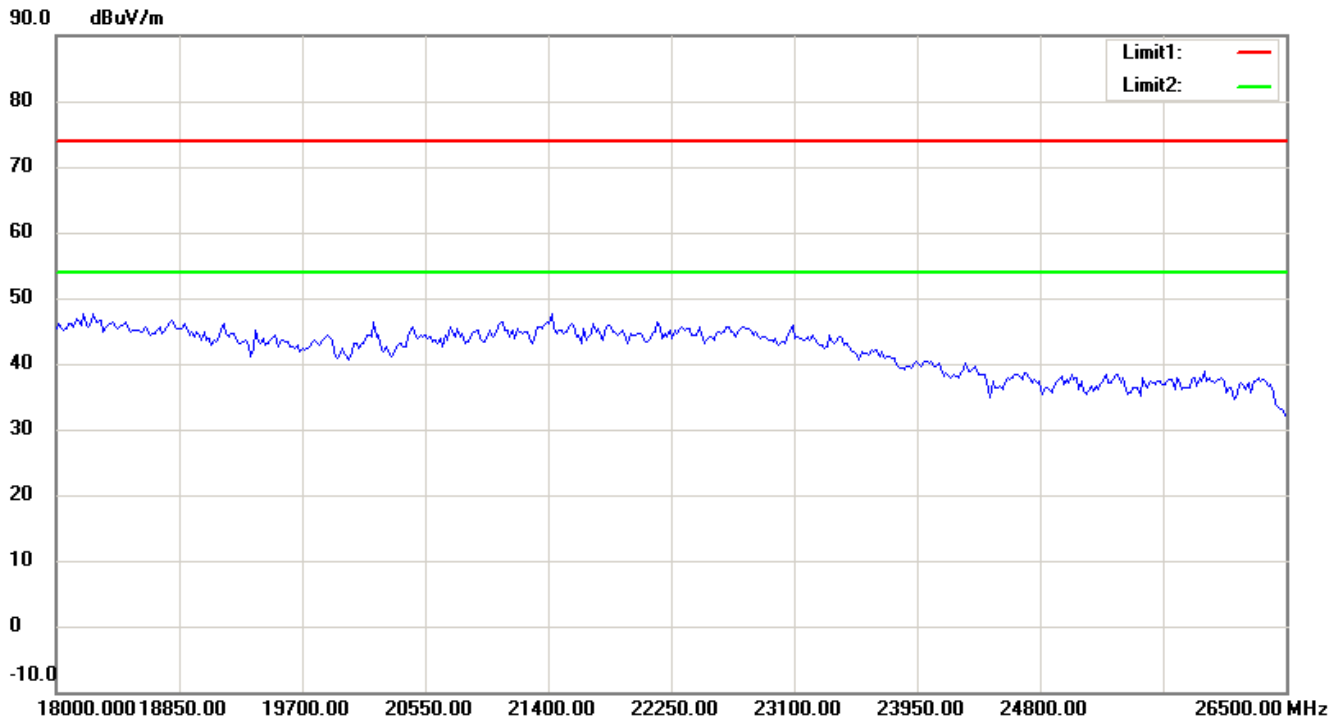
Up Line: Peak Limit Line Down Line: Ave Limit Line

Note:

1. The attached measurement plots are preliminarily pre-scanned with peak detector for determining the final checking frequencies and are for reference only.
2. The some frequencies may exceed the limit line without the specified detectors, but that cannot present the results are failed to the specification of test standard.
3. For corrected test results are listed in the relevant table of radiated test data of this test report.



Registration number: W6M21306-13280-C-1
FCC ID: IR5DK10



Up Line: Peak Limit Line Down Line: Ave Limit Line

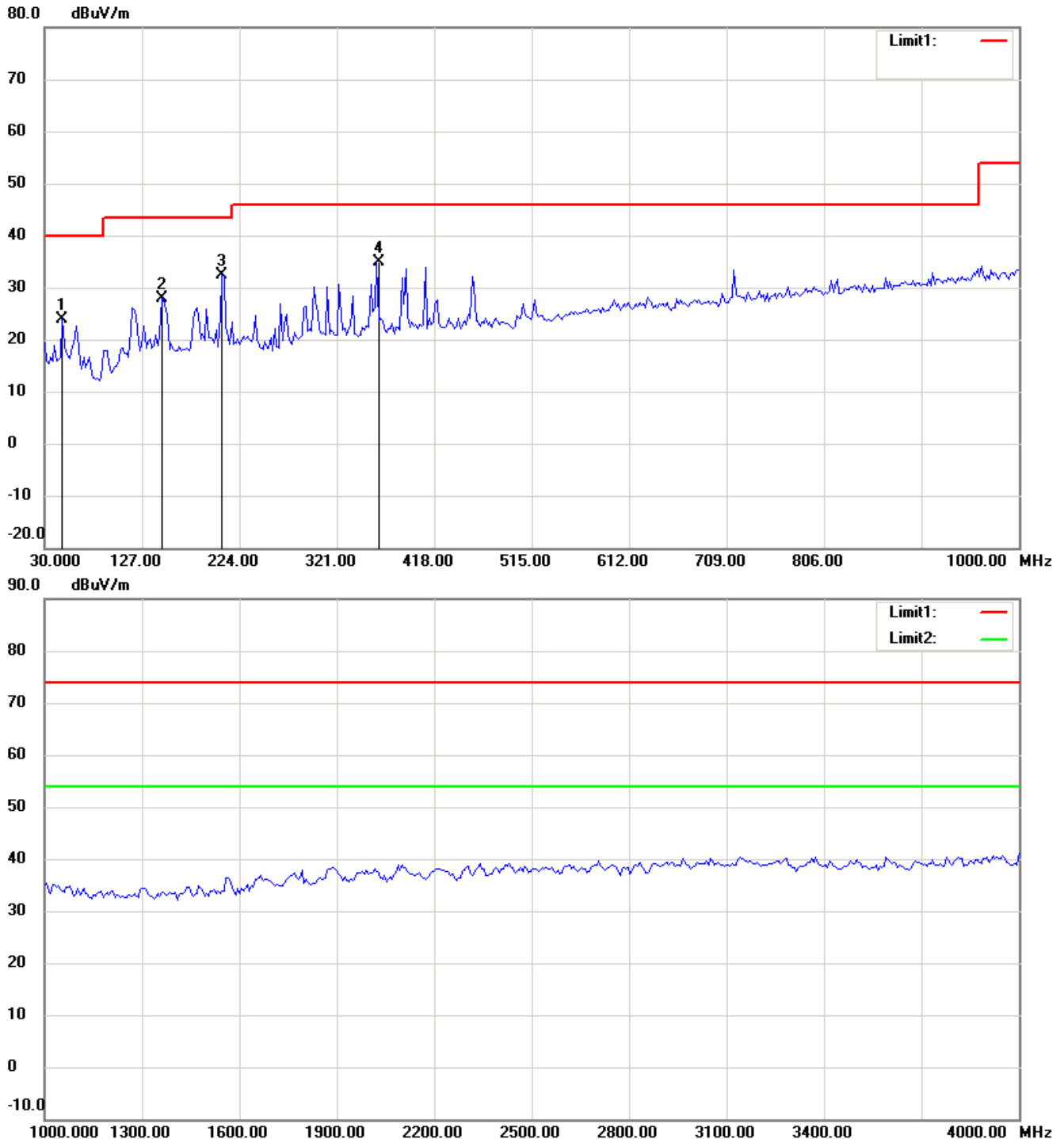
Note:

1. The attached measurement plots are preliminarily pre-scanned with peak detector for determining the final checking frequencies and are for reference only.
2. The some frequencies may exceed the limit line without the specified detectors, but that cannot present the results are failed to the specification of test standard.
3. For corrected test results are listed in the relevant table of radiated test data of this test report.



Registration number: W6M21306-13280-C-1
FCC ID: IR5DK10

TX 802.11a 5785MHz
Antenna Polarization H



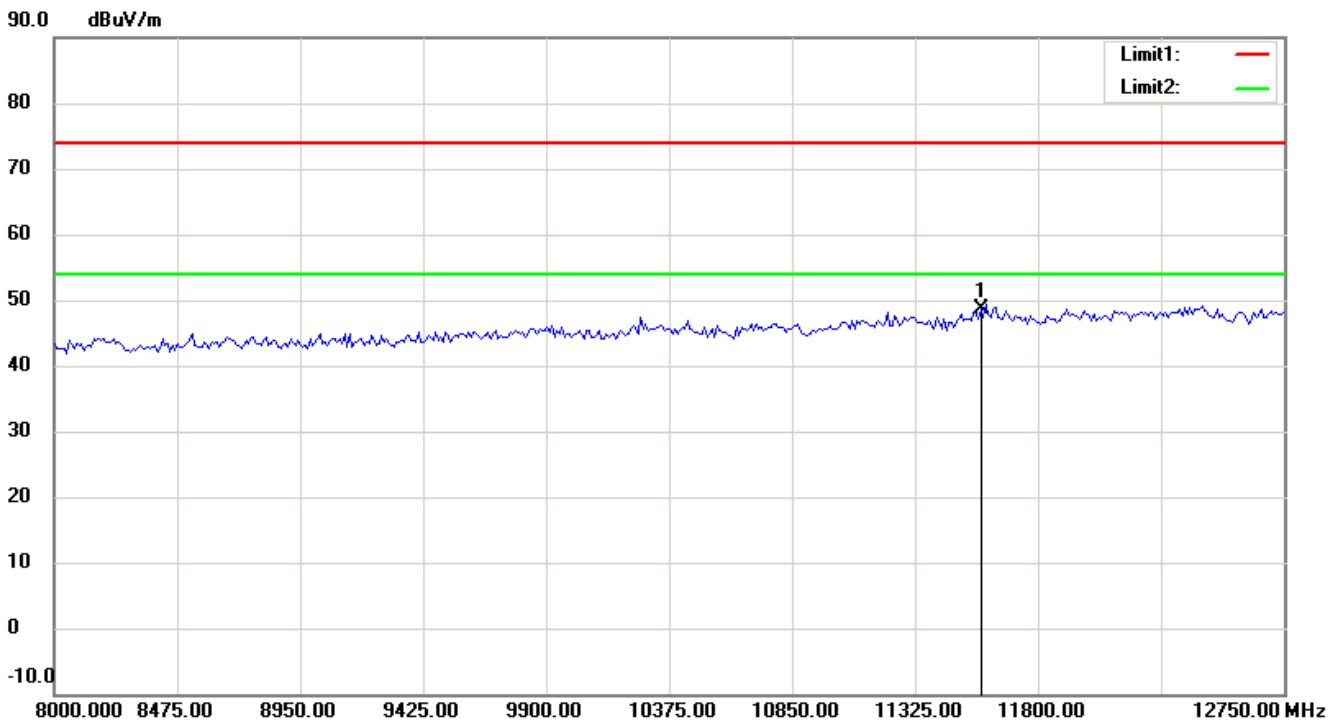
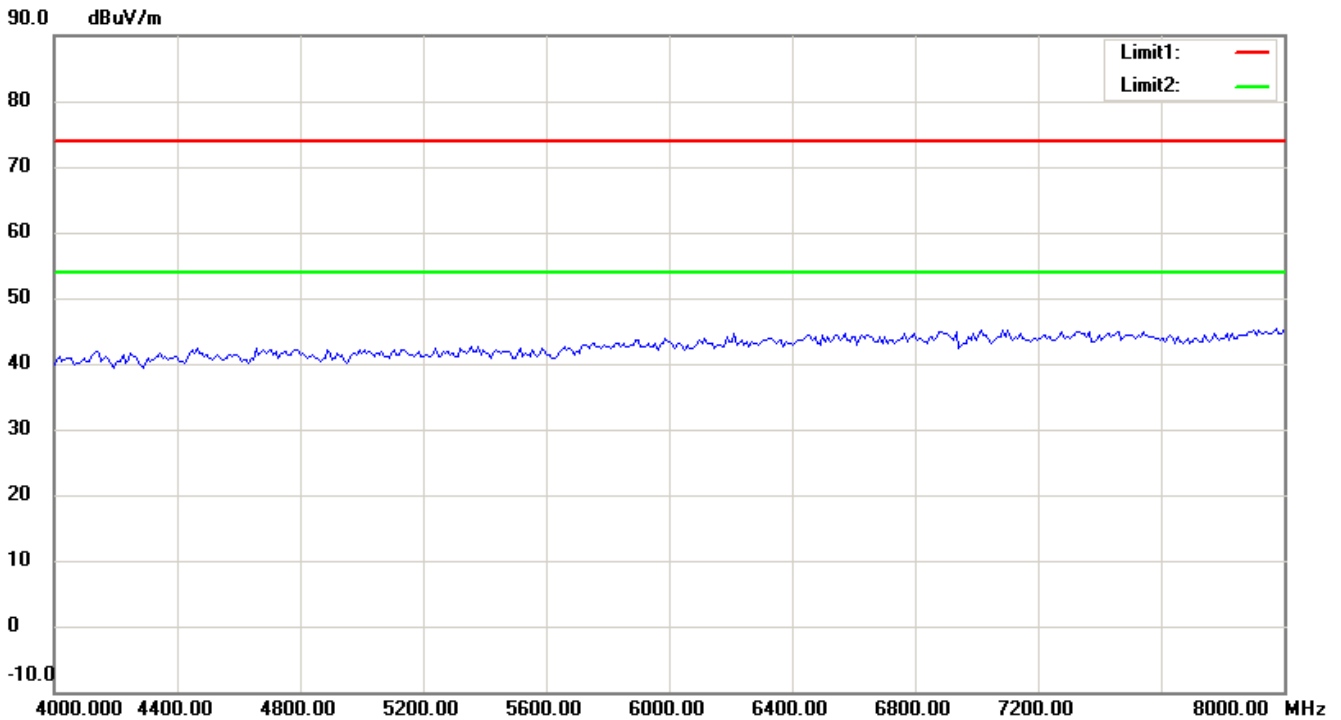
Up Line: Peak Limit Line Down Line: Ave Limit Line

Note:

1. The attached measurement plots are preliminarily pre-scanned with peak detector for determining the final checking frequencies and are for reference only.
2. The some frequencies may exceed the limit line without the specified detectors, but that cannot present the results are failed to the specification of test standard.
3. For corrected test results are listed in the relevant table of radiated test data of this test report.



Registration number: W6M21306-13280-C-1
FCC ID: IR5DK10



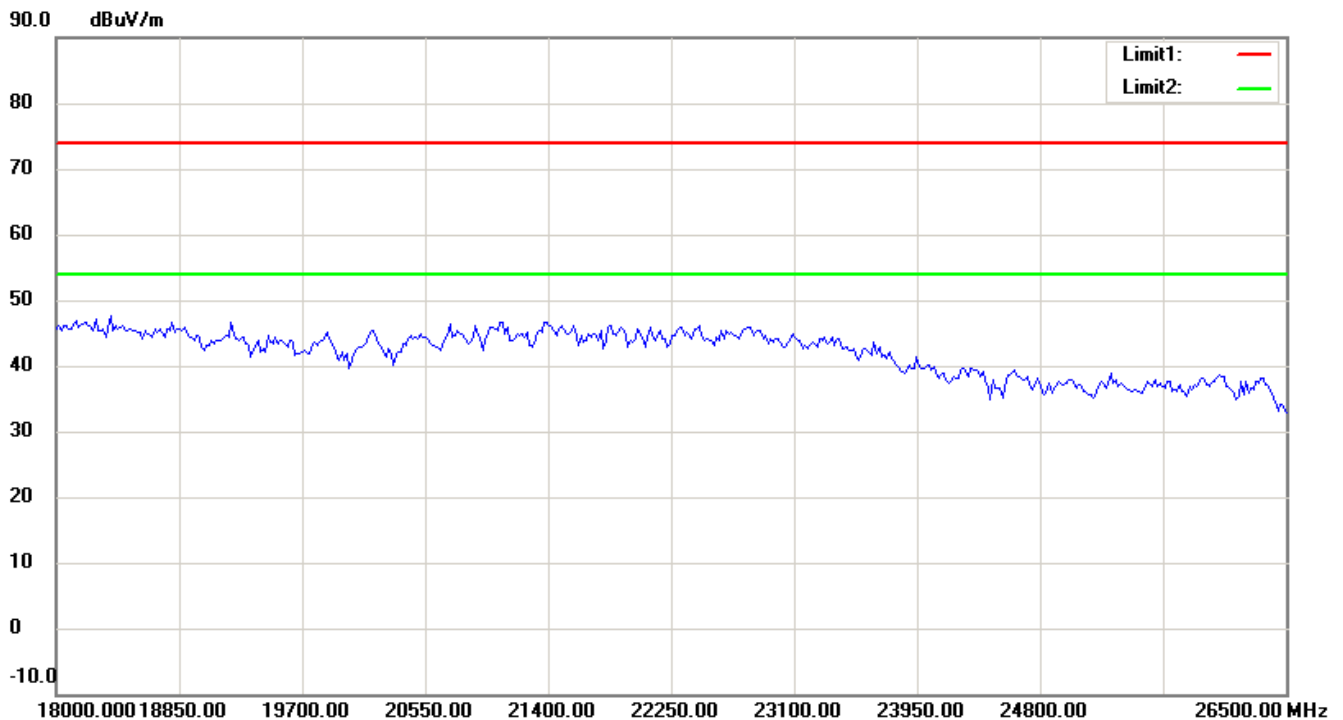
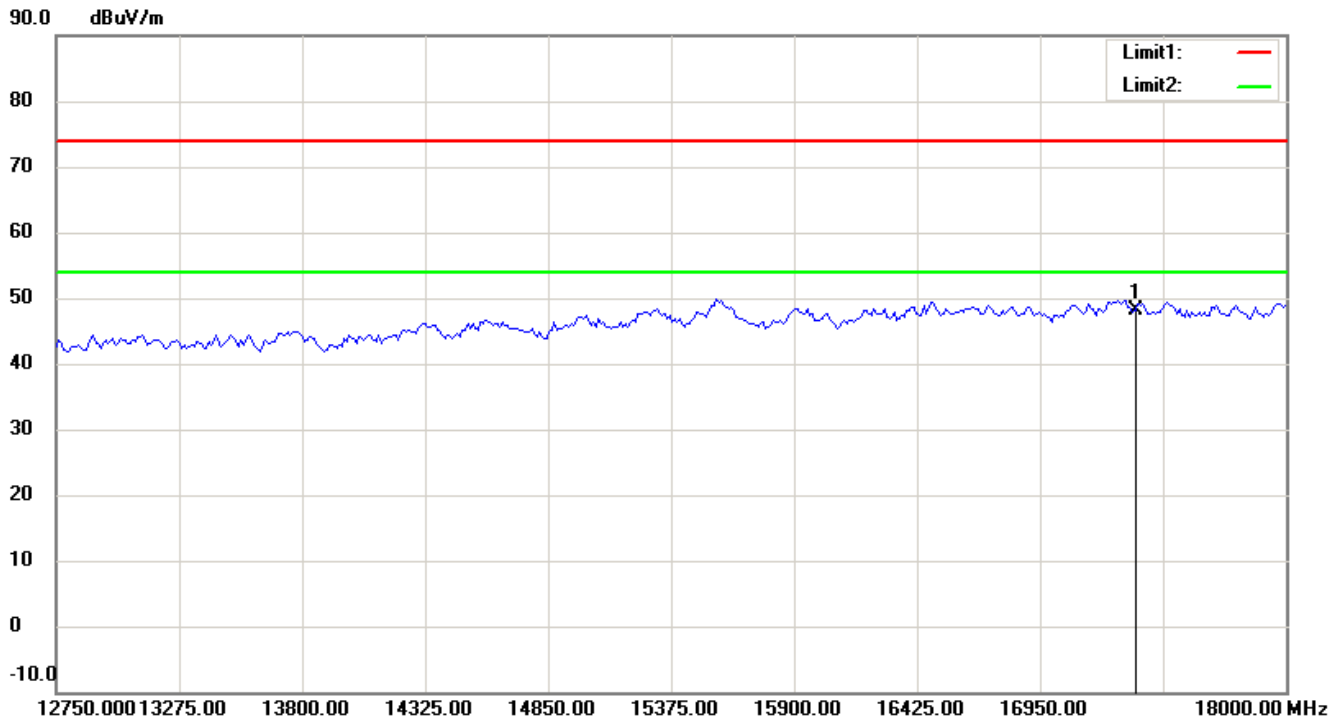
Up Line: Peak Limit Line Down Line: Ave Limit Line

Note:

1. The attached measurement plots are preliminarily pre-scanned with peak detector for determining the final checking frequencies and are for reference only.
2. The some frequencies may exceed the limit line without the specified detectors, but that cannot present the results are failed to the specification of test standard.
3. For corrected test results are listed in the relevant table of radiated test data of this test report.



Registration number: W6M21306-13280-C-1
FCC ID: IR5DK10



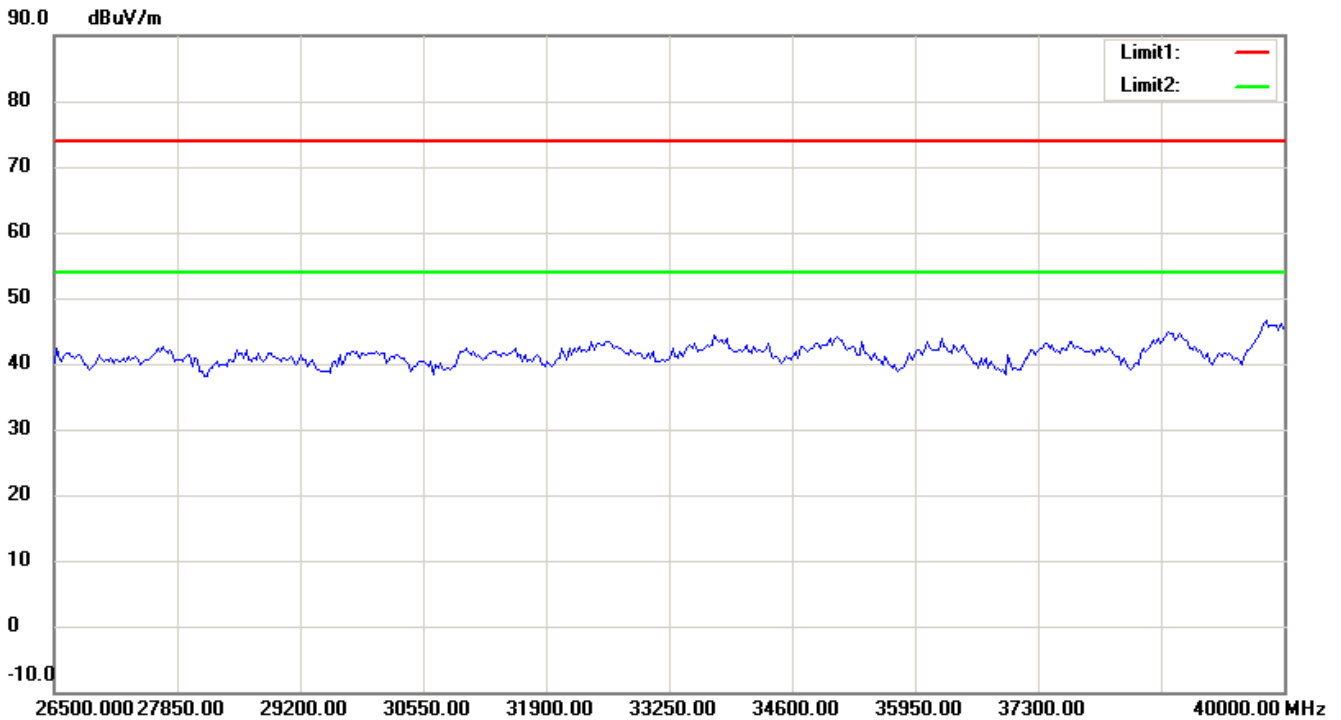
Up Line: Peak Limit Line Down Line: Ave Limit Line

Note:

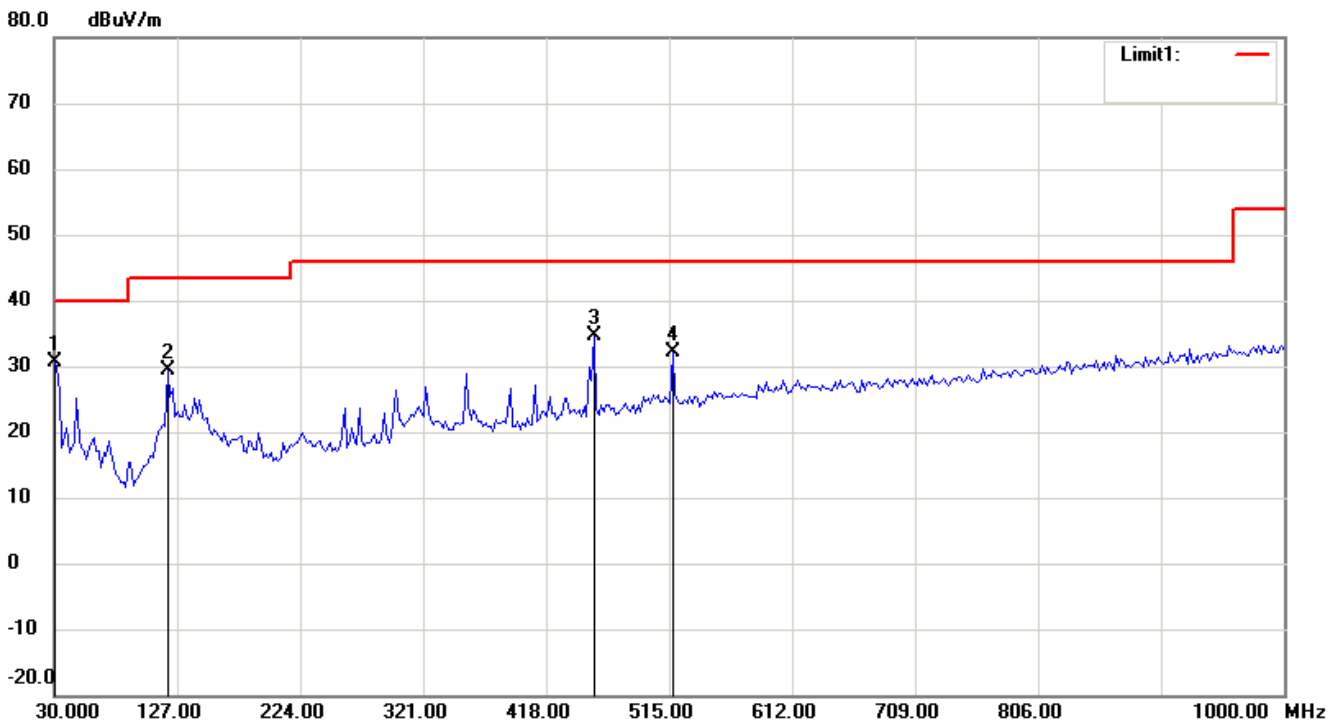
1. The attached measurement plots are preliminarily pre-scanned with peak detector for determining the final checking frequencies and are for reference only.
2. The some frequencies may exceed the limit line without the specified detectors, but that cannot present the results are failed to the specification of test standard.
3. For corrected test results are listed in the relevant table of radiated test data of this test report.



Registration number: W6M21306-13280-C-1
FCC ID: IR5DK10



Antenna Polarization V



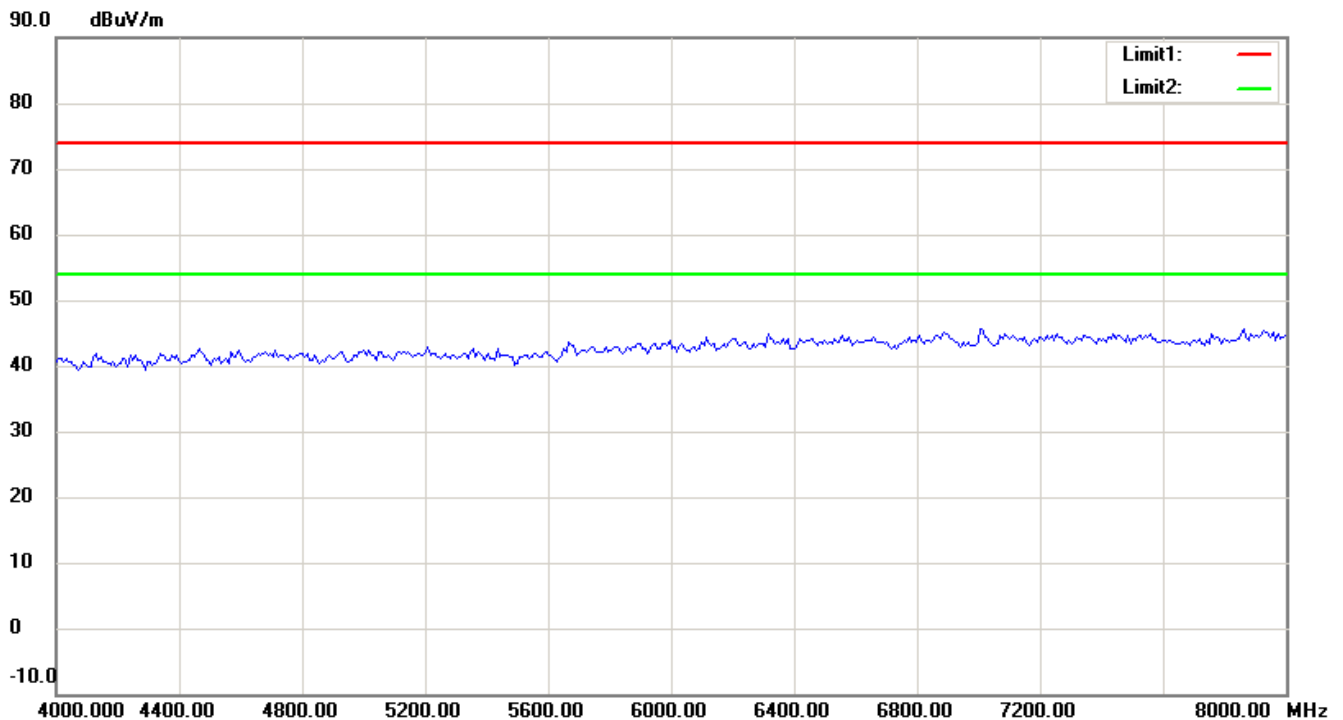
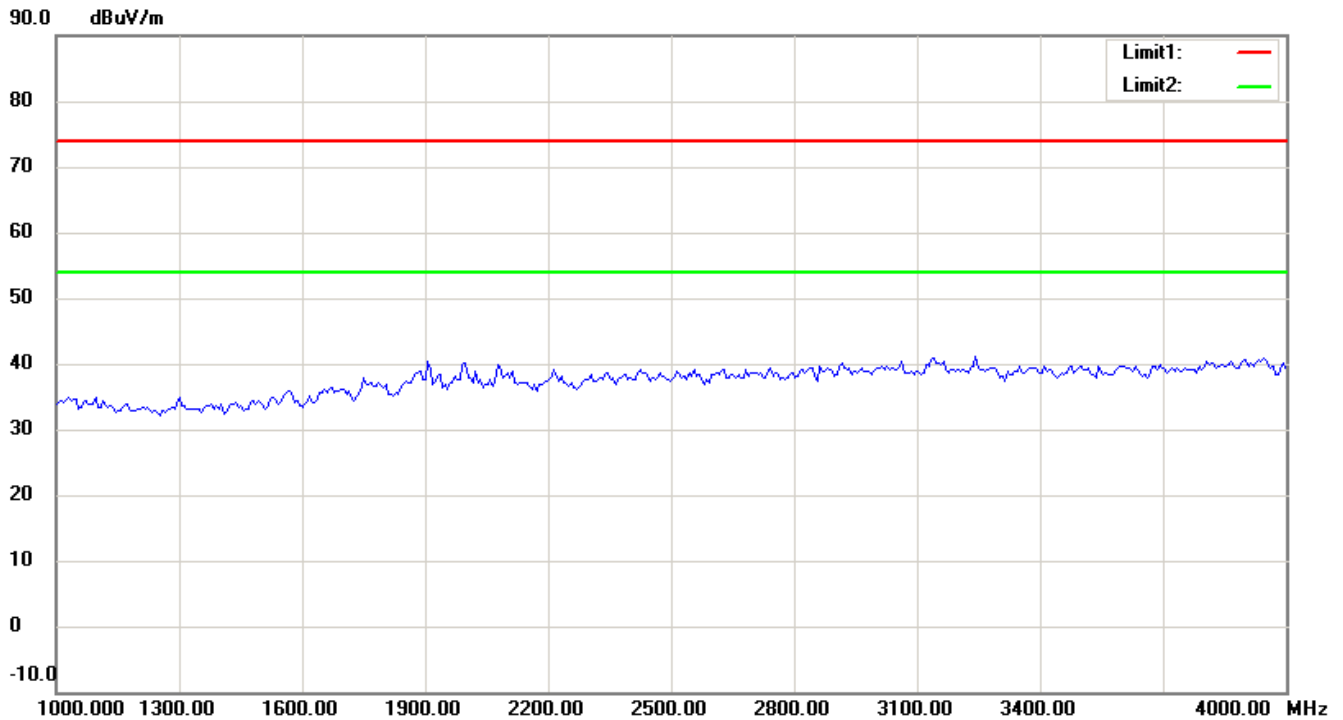
Up Line: Peak Limit Line Down Line: Ave Limit Line

Note:

1. The attached measurement plots are preliminarily pre-scanned with peak detector for determining the final checking frequencies and are for reference only.
2. The some frequencies may exceed the limit line without the specified detectors, but that cannot present the results are failed to the specification of test standard.
3. For corrected test results are listed in the relevant table of radiated test data of this test report.



Registration number: W6M21306-13280-C-1
FCC ID: IR5DK10



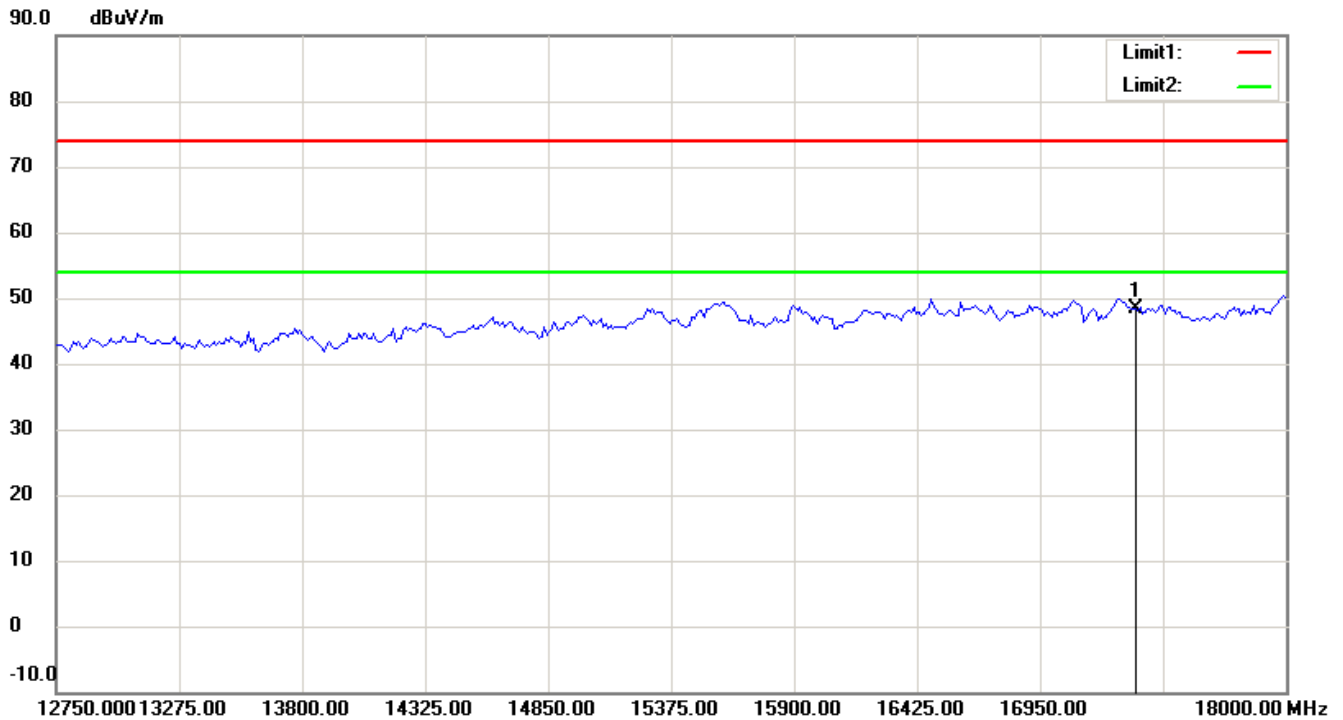
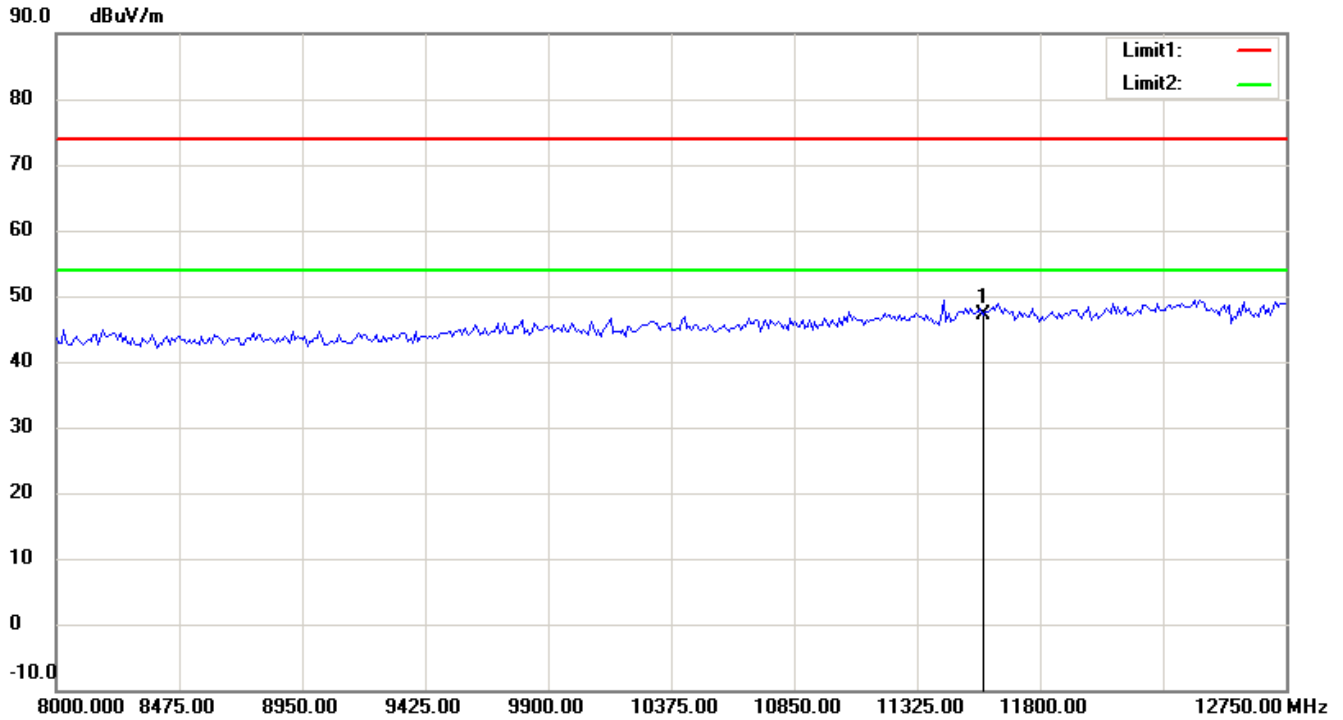
Up Line: Peak Limit Line Down Line: Ave Limit Line

Note:

1. The attached measurement plots are preliminarily pre-scanned with peak detector for determining the final checking frequencies and are for reference only.
2. The some frequencies may exceed the limit line without the specified detectors, but that cannot present the results are failed to the specification of test standard.
3. For corrected test results are listed in the relevant table of radiated test data of this test report.



Registration number: W6M21306-13280-C-1
FCC ID: IR5DK10



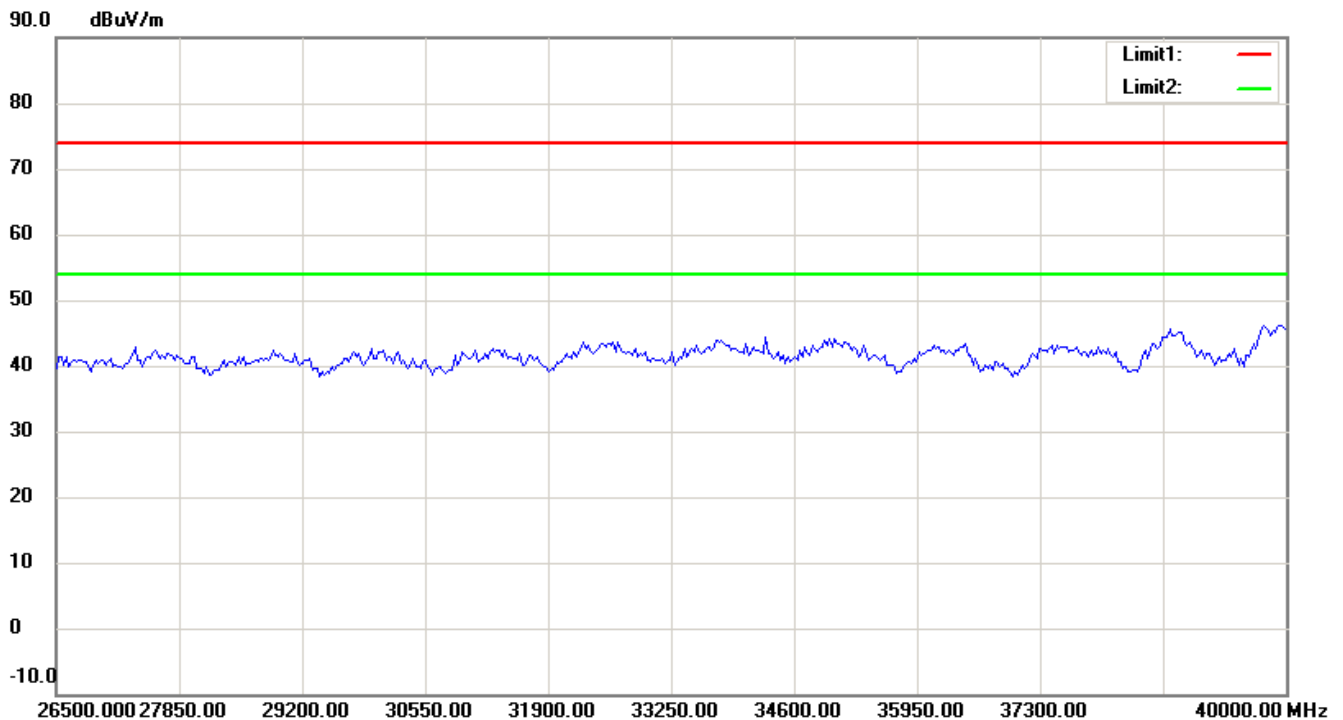
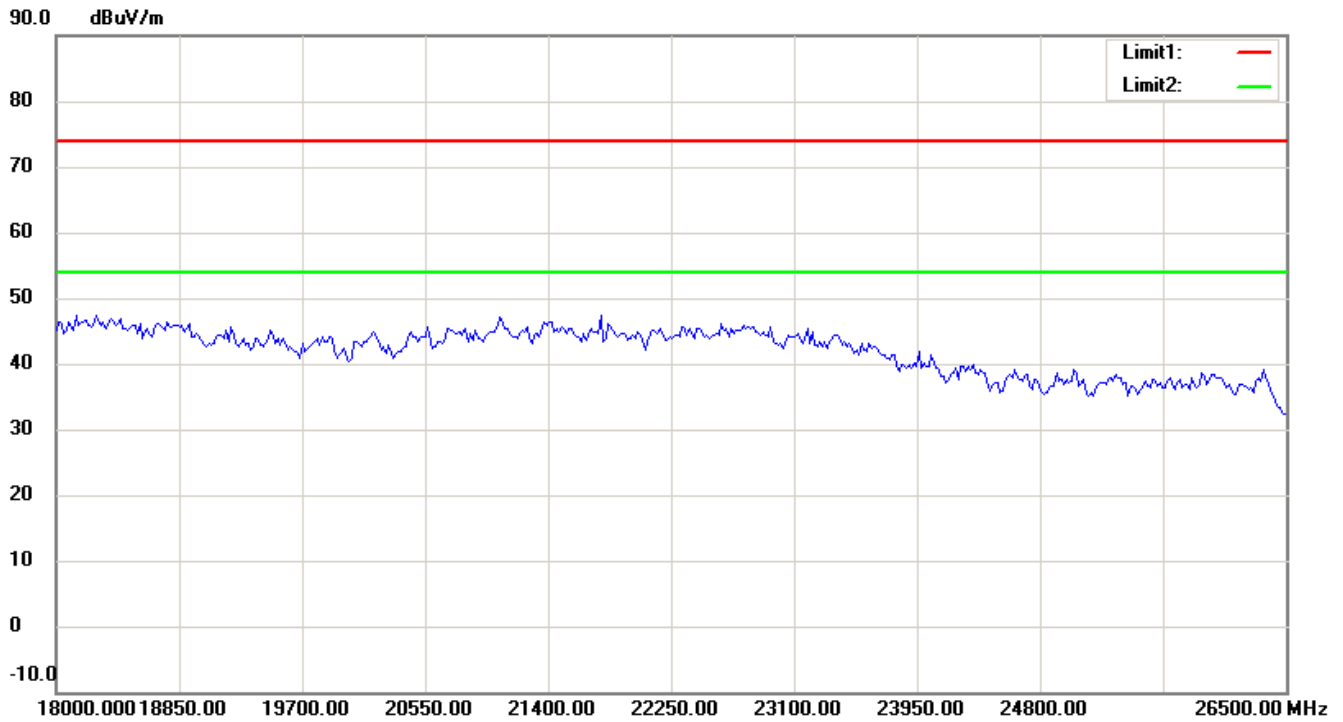
Up Line: Peak Limit Line Down Line: Ave Limit Line

Note:

1. The attached measurement plots are preliminarily pre-scanned with peak detector for determining the final checking frequencies and are for reference only.
2. The some frequencies may exceed the limit line without the specified detectors, but that cannot present the results are failed to the specification of test standard.
3. For corrected test results are listed in the relevant table of radiated test data of this test report.



Registration number: W6M21306-13280-C-1
FCC ID: IR5DK10



Up Line: Peak Limit Line Down Line: Ave Limit Line

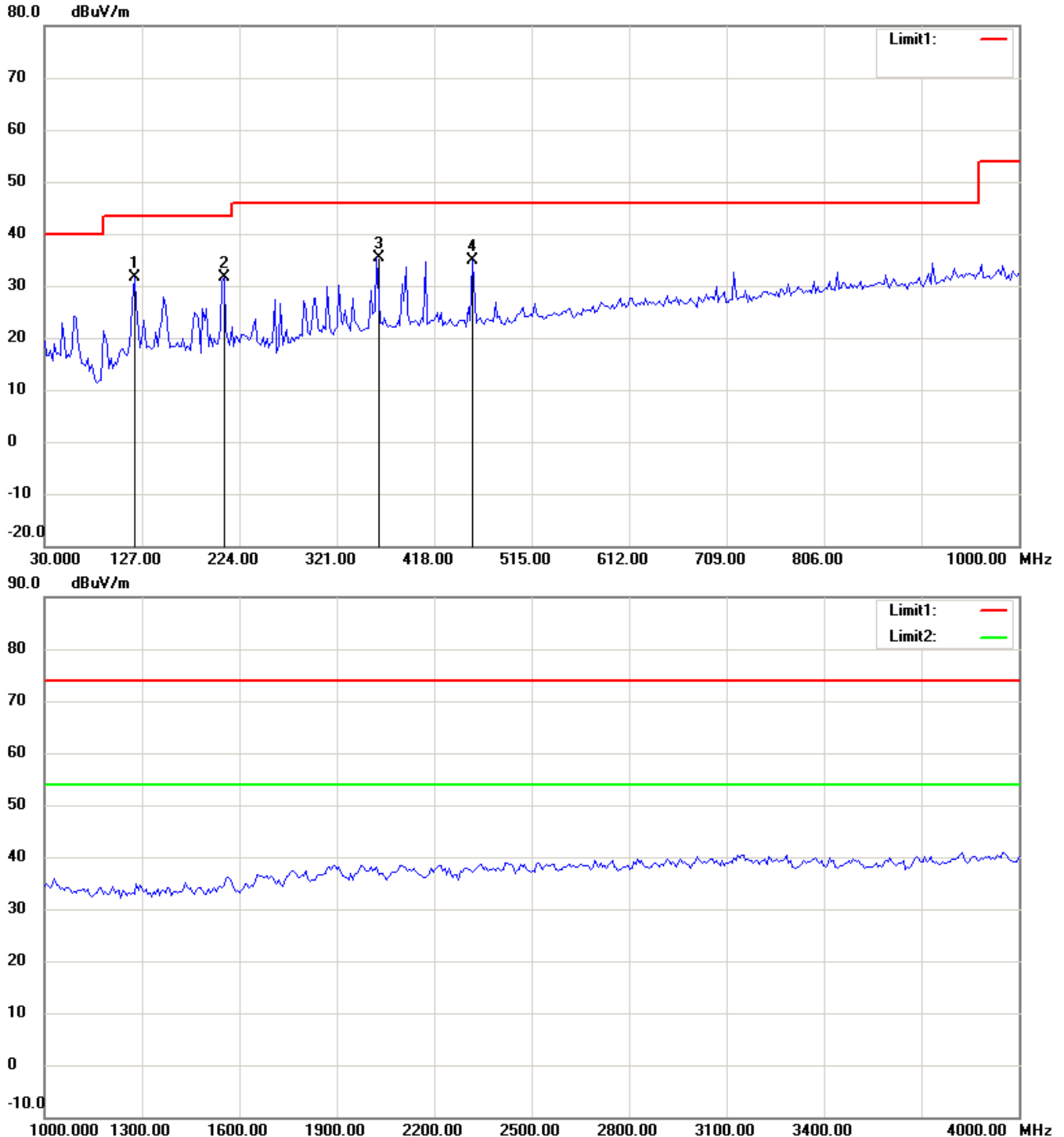
Note:

1. The attached measurement plots are preliminarily pre-scanned with peak detector for determining the final checking frequencies and are for reference only.
2. The some frequencies may exceed the limit line without the specified detectors, but that cannot present the results are failed to the specification of test standard.
3. For corrected test results are listed in the relevant table of radiated test data of this test report.



Registration number: W6M21306-13280-C-1
FCC ID: IR5DK10

TX 802.11a 5825MHz
Antenna Polarization H



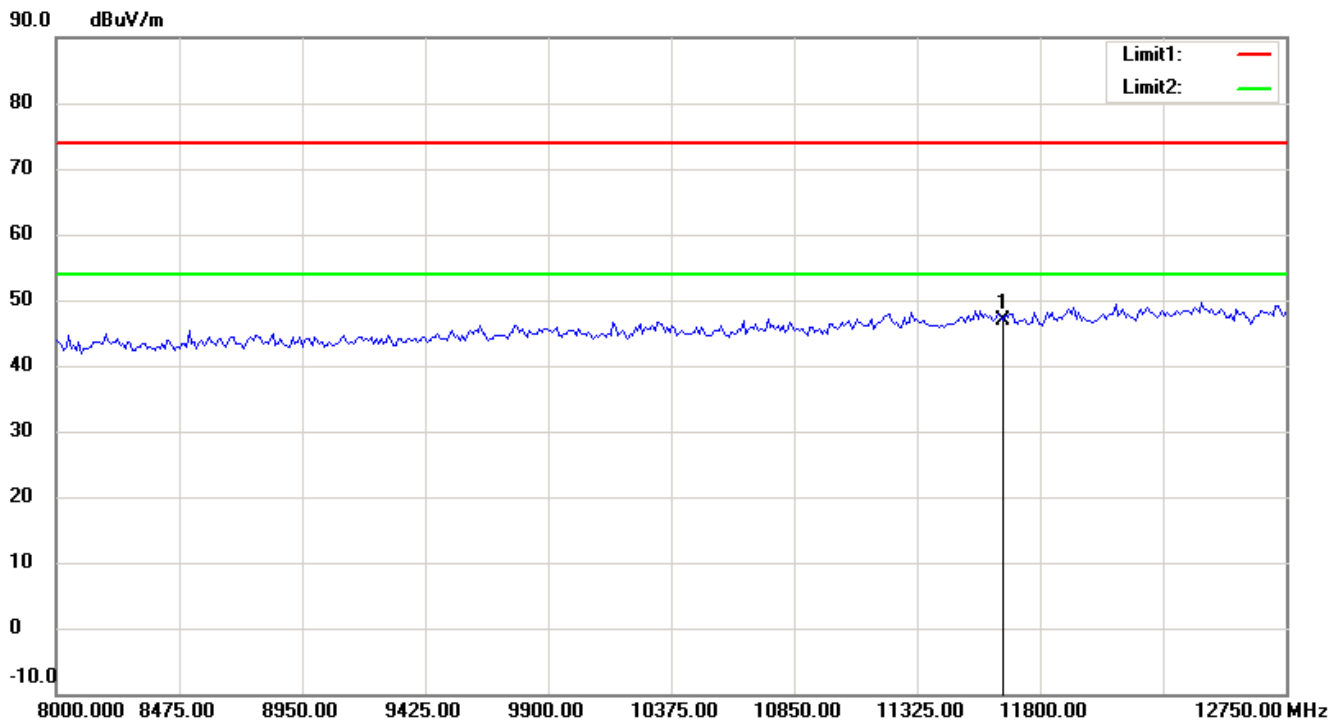
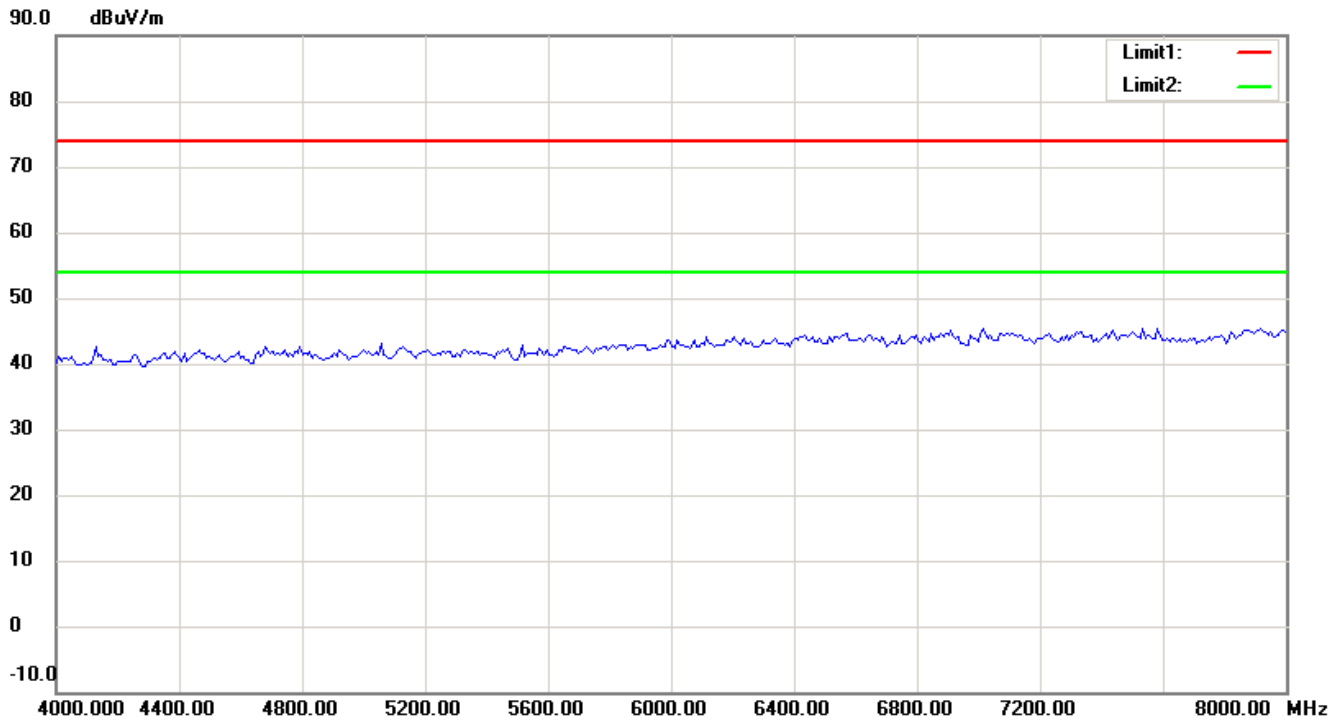
Up Line: Peak Limit Line Down Line: Ave Limit Line

Note:

1. The attached measurement plots are preliminarily pre-scanned with peak detector for determining the final checking frequencies and are for reference only.
2. The some frequencies may exceed the limit line without the specified detectors, but that cannot present the results are failed to the specification of test standard.
3. For corrected test results are listed in the relevant table of radiated test data of this test report.



Registration number: W6M21306-13280-C-1
FCC ID: IR5DK10



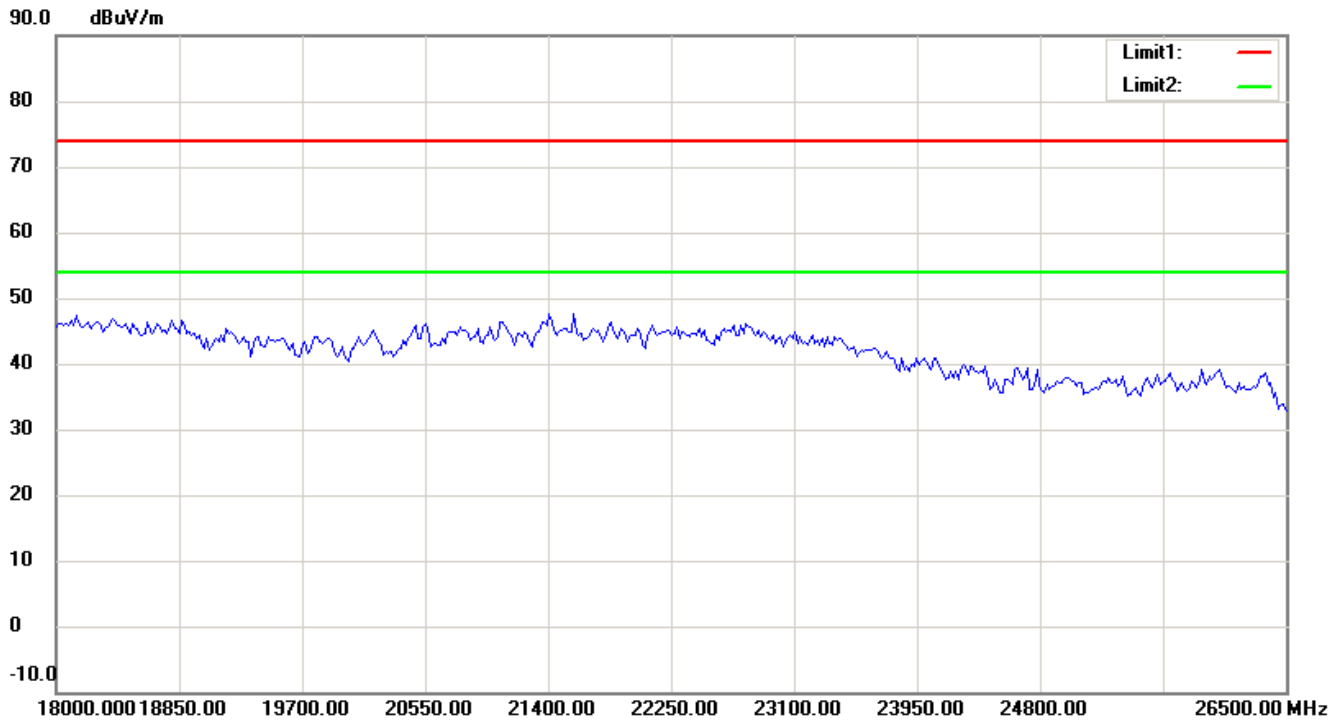
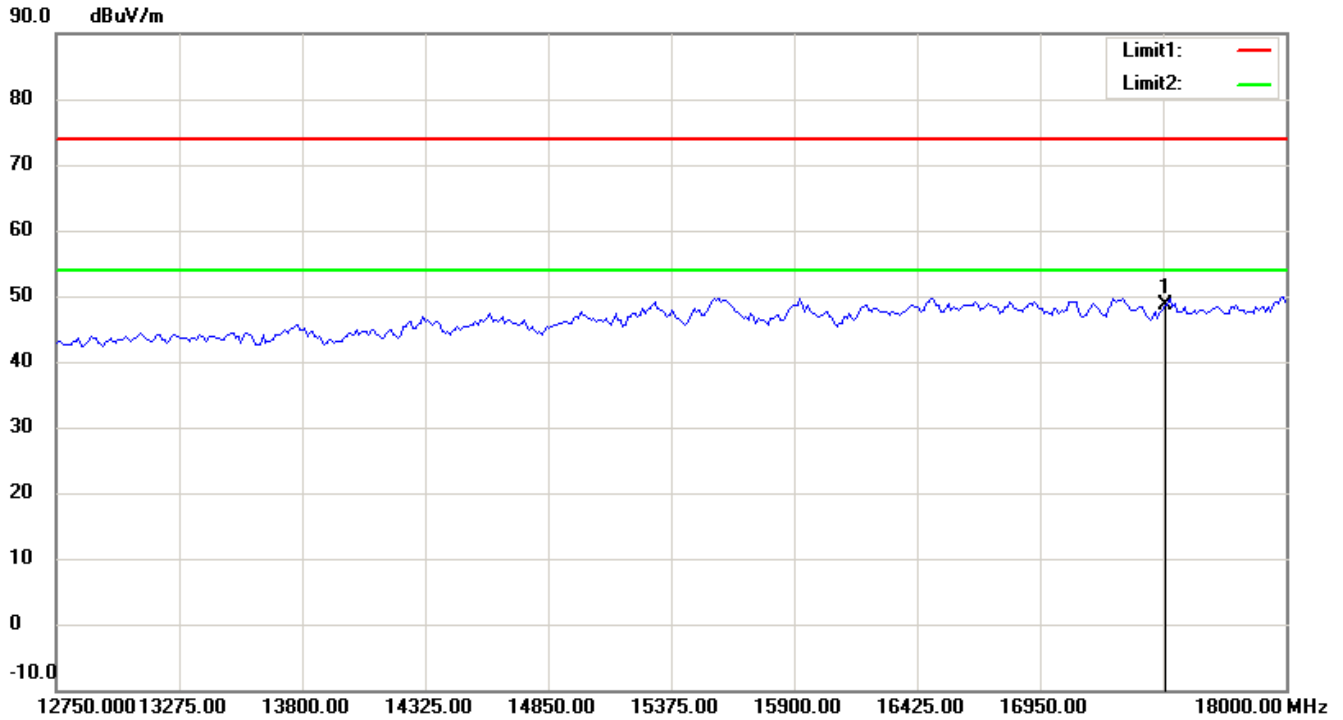
Up Line: Peak Limit Line Down Line: Ave Limit Line

Note:

1. The attached measurement plots are preliminarily pre-scanned with peak detector for determining the final checking frequencies and are for reference only.
2. The some frequencies may exceed the limit line without the specified detectors, but that cannot present the results are failed to the specification of test standard.
3. For corrected test results are listed in the relevant table of radiated test data of this test report.



Registration number: W6M21306-13280-C-1
FCC ID: IR5DK10



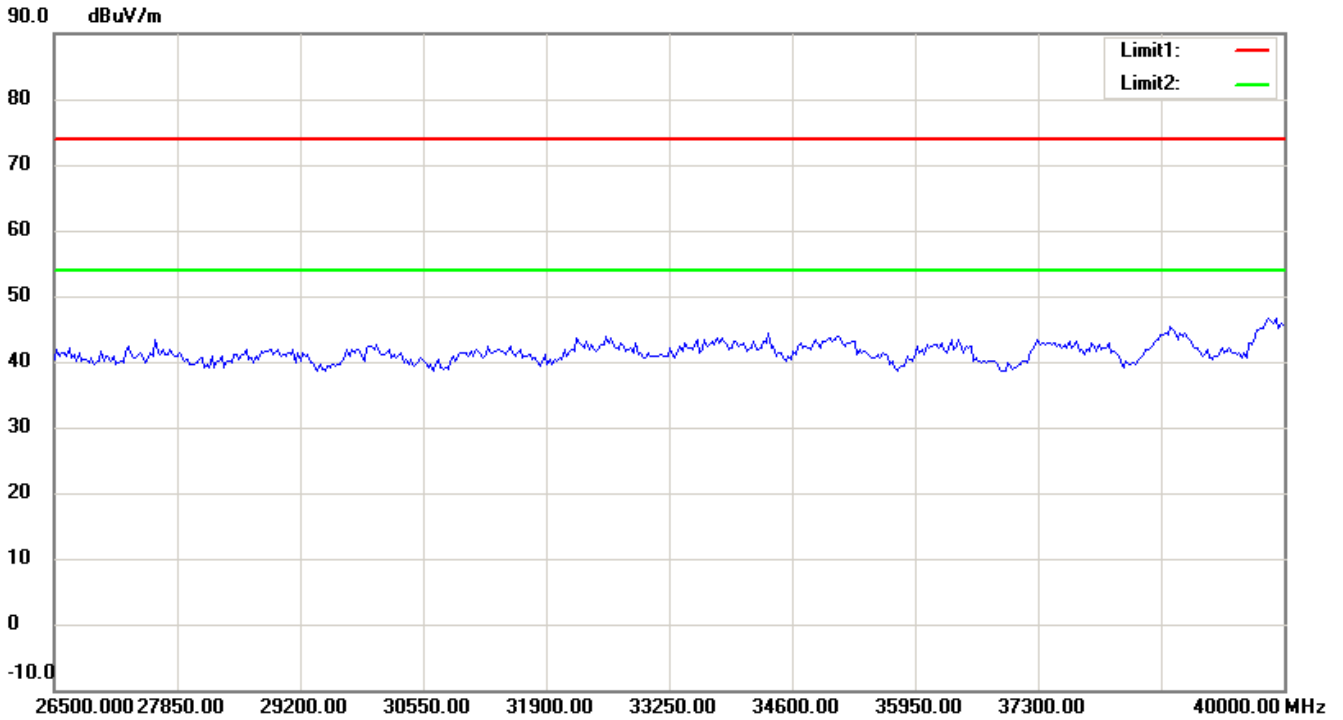
Up Line: Peak Limit Line Down Line: Ave Limit Line

Note:

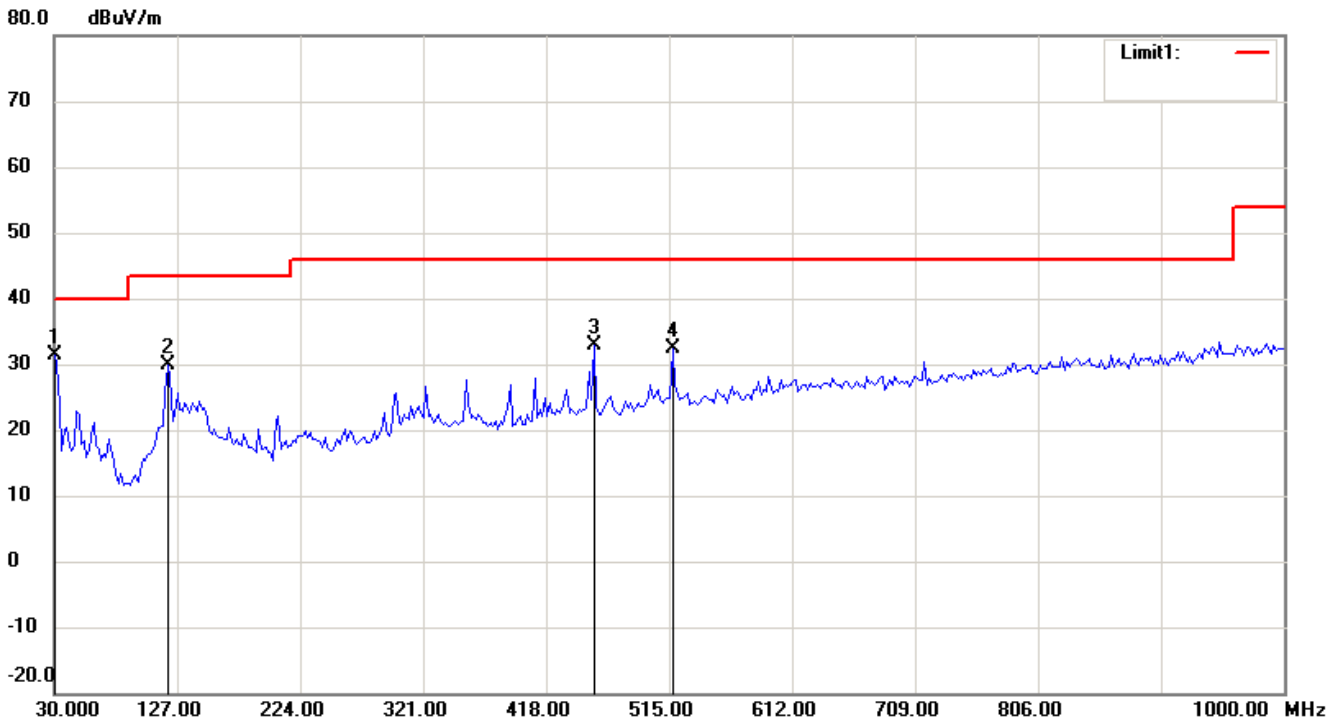
1. The attached measurement plots are preliminarily pre-scanned with peak detector for determining the final checking frequencies and are for reference only.
2. The some frequencies may exceed the limit line without the specified detectors, but that cannot present the results are failed to the specification of test standard.
3. For corrected test results are listed in the relevant table of radiated test data of this test report.



Registration number: W6M21306-13280-C-1
FCC ID: IR5DK10



Antenna Polarization V



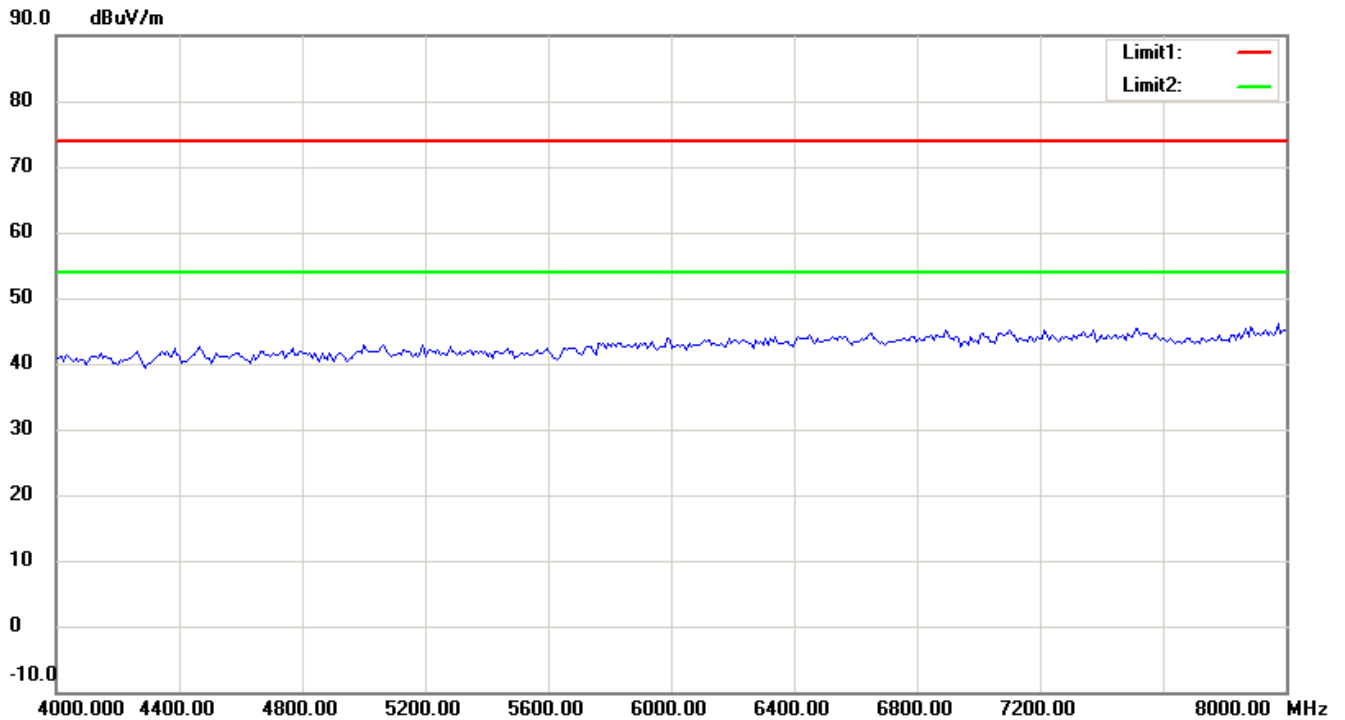
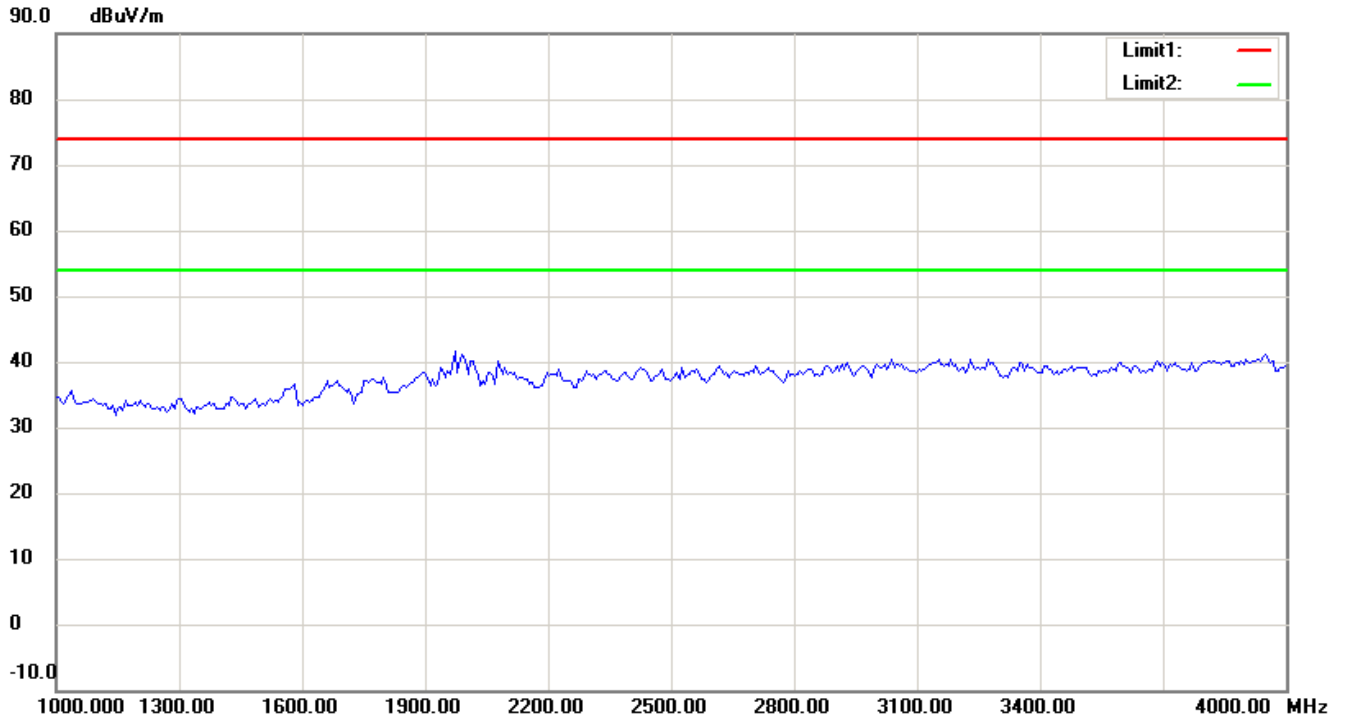
Up Line: Peak Limit Line Down Line: Ave Limit Line

Note:

1. The attached measurement plots are preliminarily pre-scanned with peak detector for determining the final checking frequencies and are for reference only.
2. The some frequencies may exceed the limit line without the specified detectors, but that cannot present the results are failed to the specification of test standard.
3. For corrected test results are listed in the relevant table of radiated test data of this test report.



Registration number: W6M21306-13280-C-1
FCC ID: IR5DK10



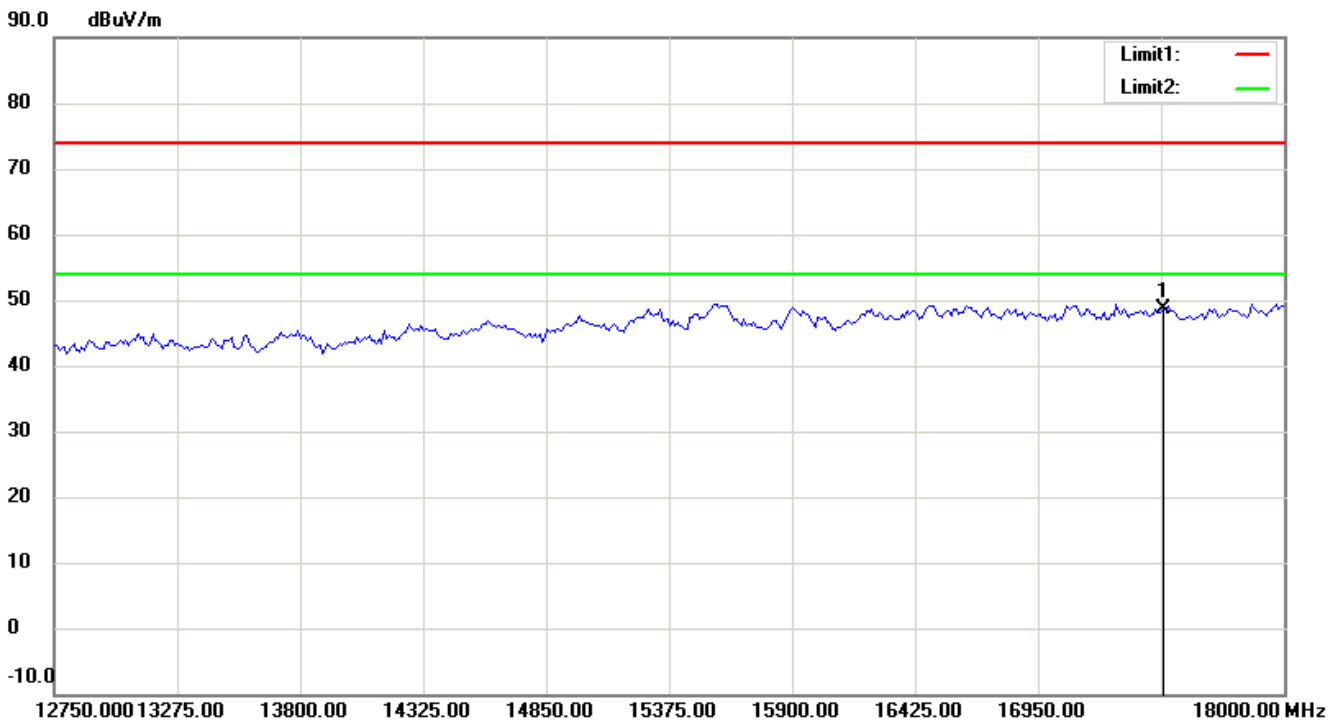
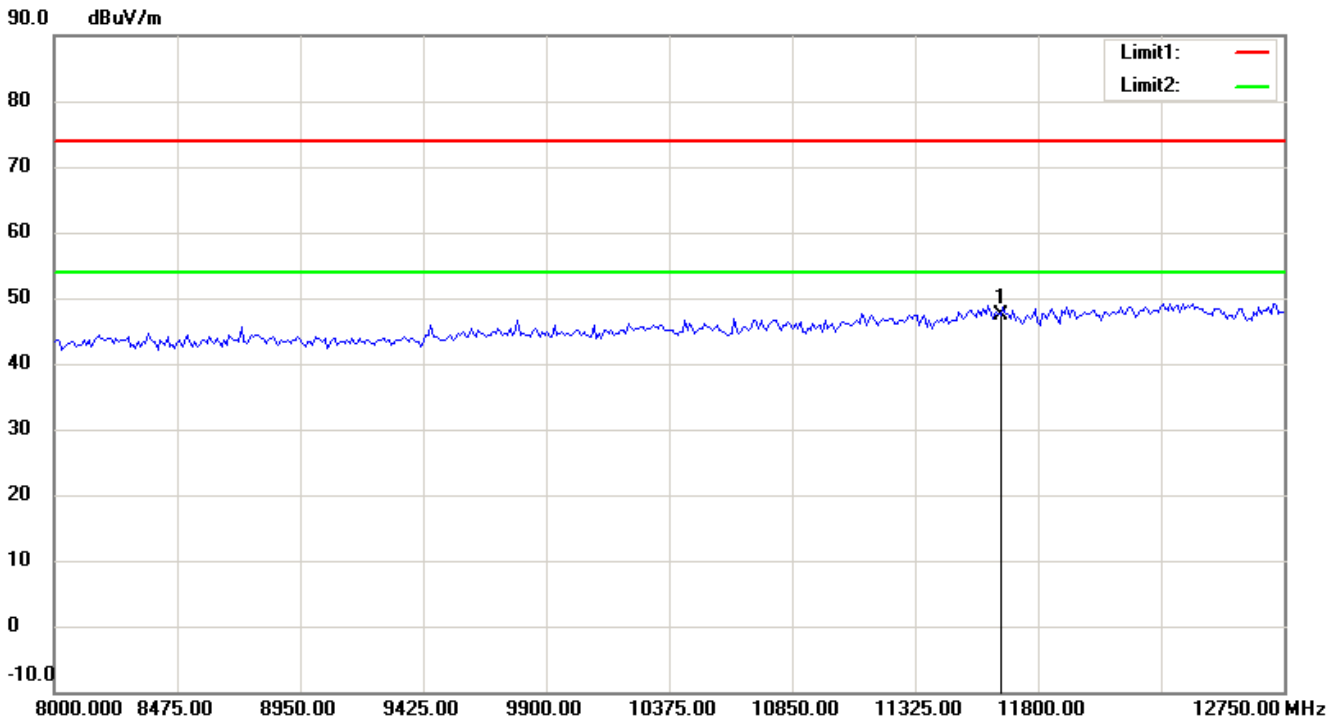
Up Line: Peak Limit Line Down Line: Ave Limit Line

Note:

1. The attached measurement plots are preliminarily pre-scanned with peak detector for determining the final checking frequencies and are for reference only.
2. The some frequencies may exceed the limit line without the specified detectors, but that cannot present the results are failed to the specification of test standard.
3. For corrected test results are listed in the relevant table of radiated test data of this test report.



Registration number: W6M21306-13280-C-1
FCC ID: IR5DK10



Up Line: Peak Limit Line Down Line: Ave Limit Line

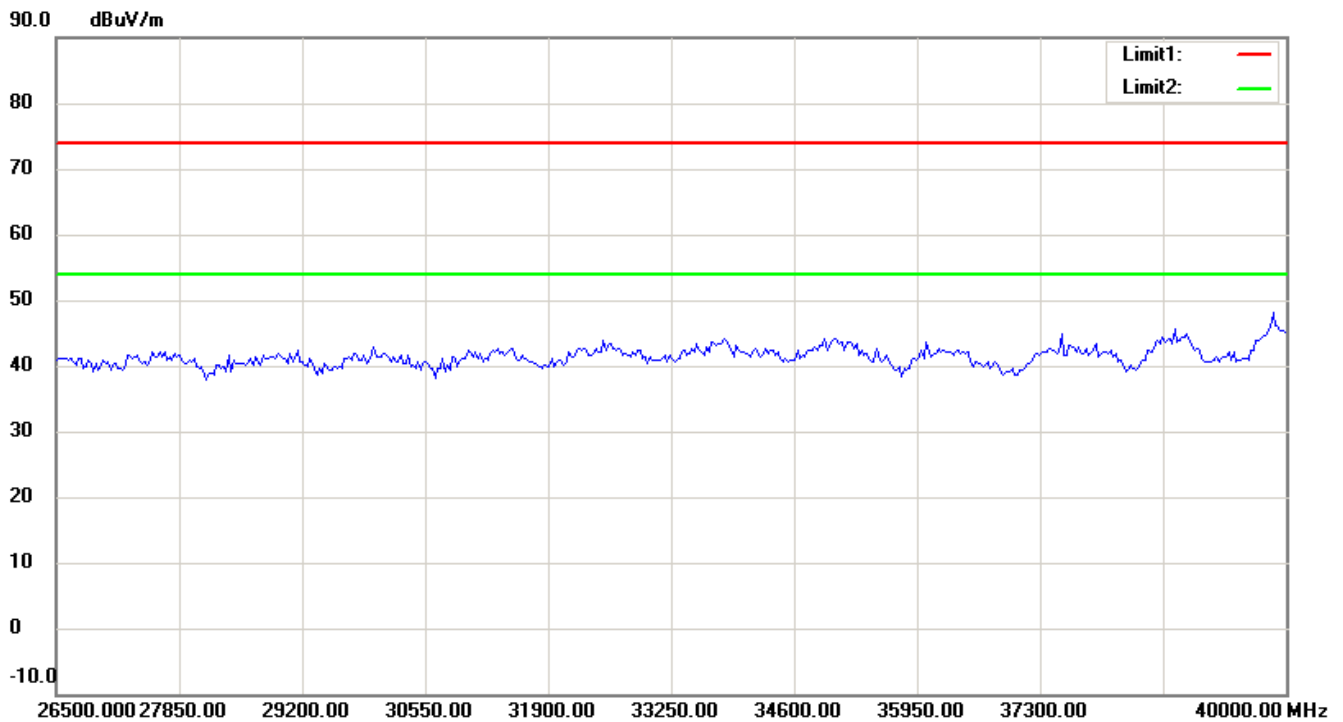
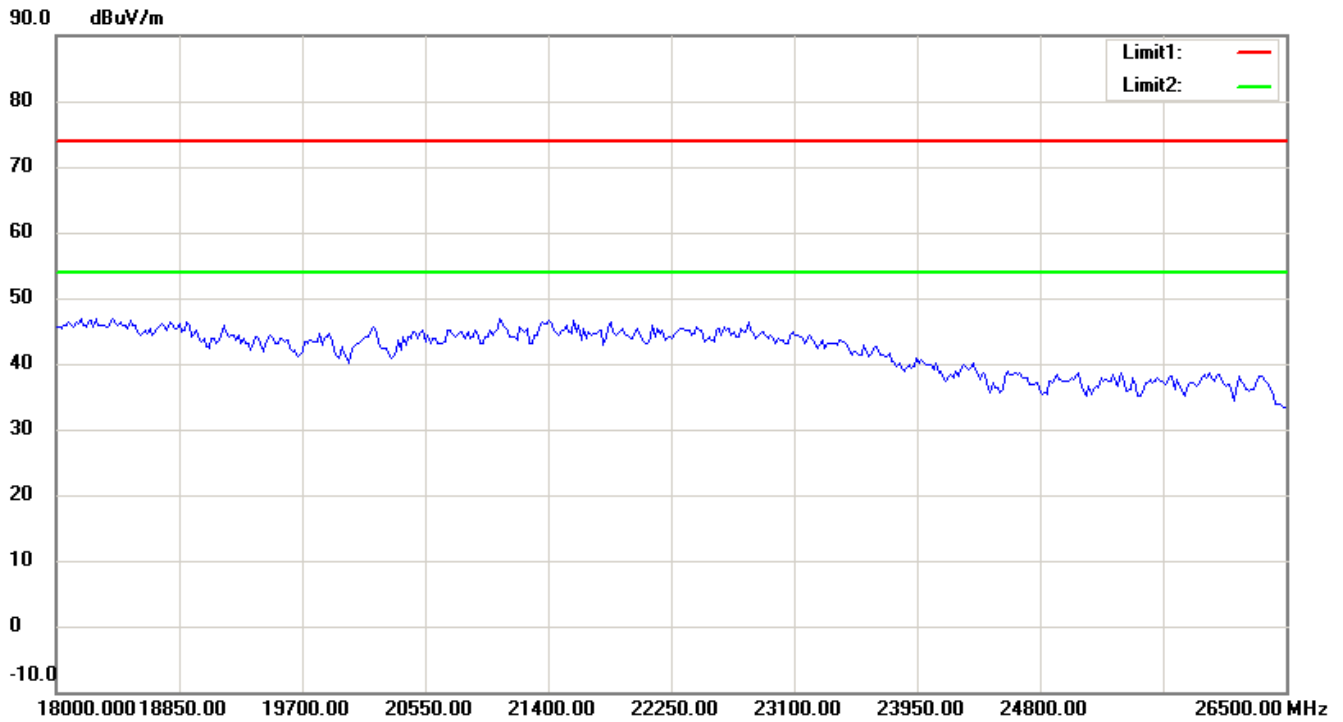
Note:

1. The attached measurement plots are preliminarily pre-scanned with peak detector for determining the final checking frequencies and are for reference only.
2. The some frequencies may exceed the limit line without the specified detectors, but that cannot present the results are failed to the specification of test standard.
3. For corrected test results are listed in the relevant table of radiated test data of this test report.



Worldwide Testing Services(Taiwan) Co., Ltd.

Registration number: W6M21306-13280-C-1
FCC ID: IR5DK10



Up Line: Peak Limit Line Down Line: Ave Limit Line

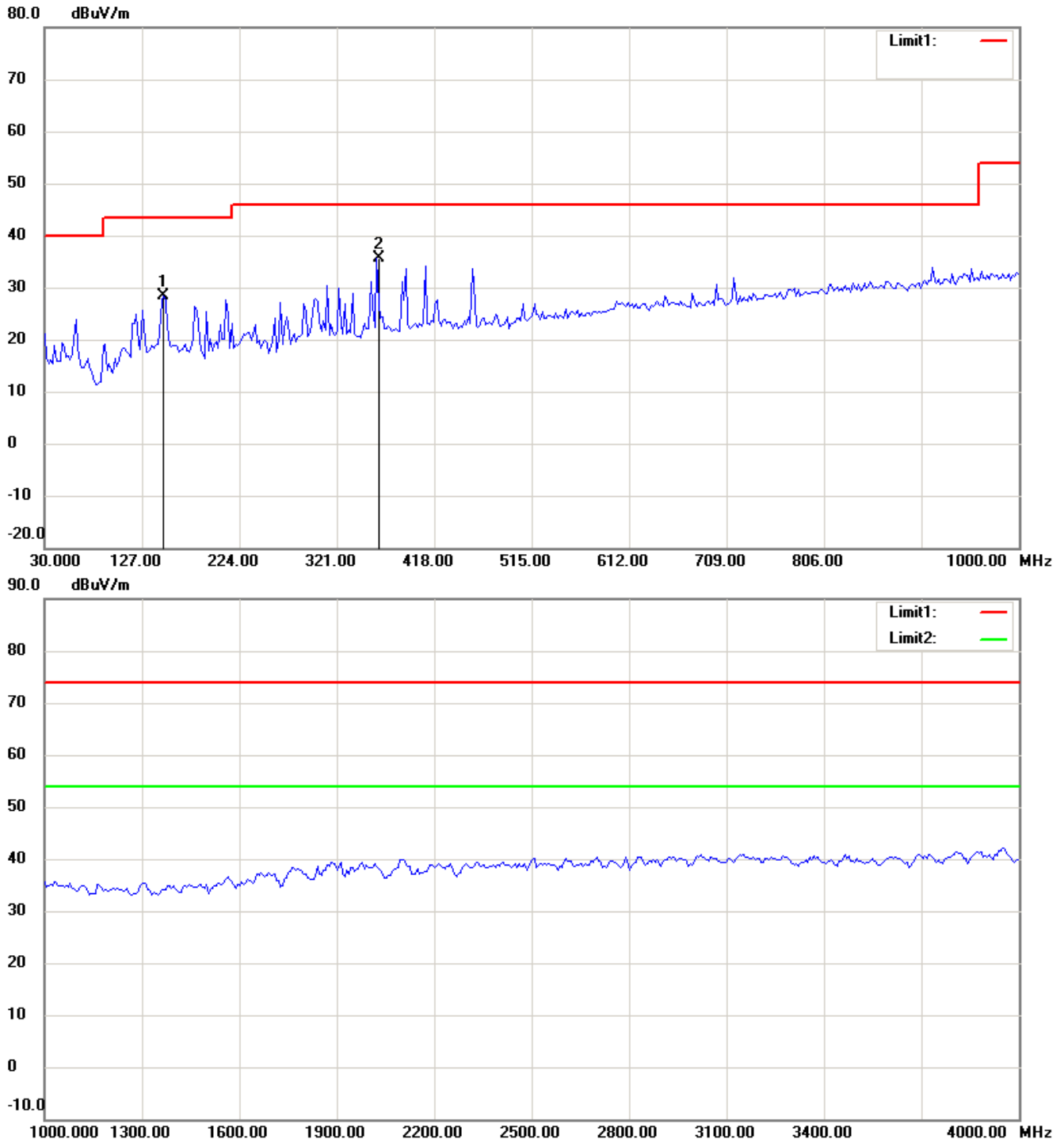
Note:

1. The attached measurement plots are preliminarily pre-scanned with peak detector for determining the final checking frequencies and are for reference only.
2. The some frequencies may exceed the limit line without the specified detectors, but that cannot present the results are failed to the specification of test standard.
3. For corrected test results are listed in the relevant table of radiated test data of this test report.



Registration number: W6M21306-13280-C-1
FCC ID: IR5DK10

TX 802.11b 2412MHz
Antenna Polarization H



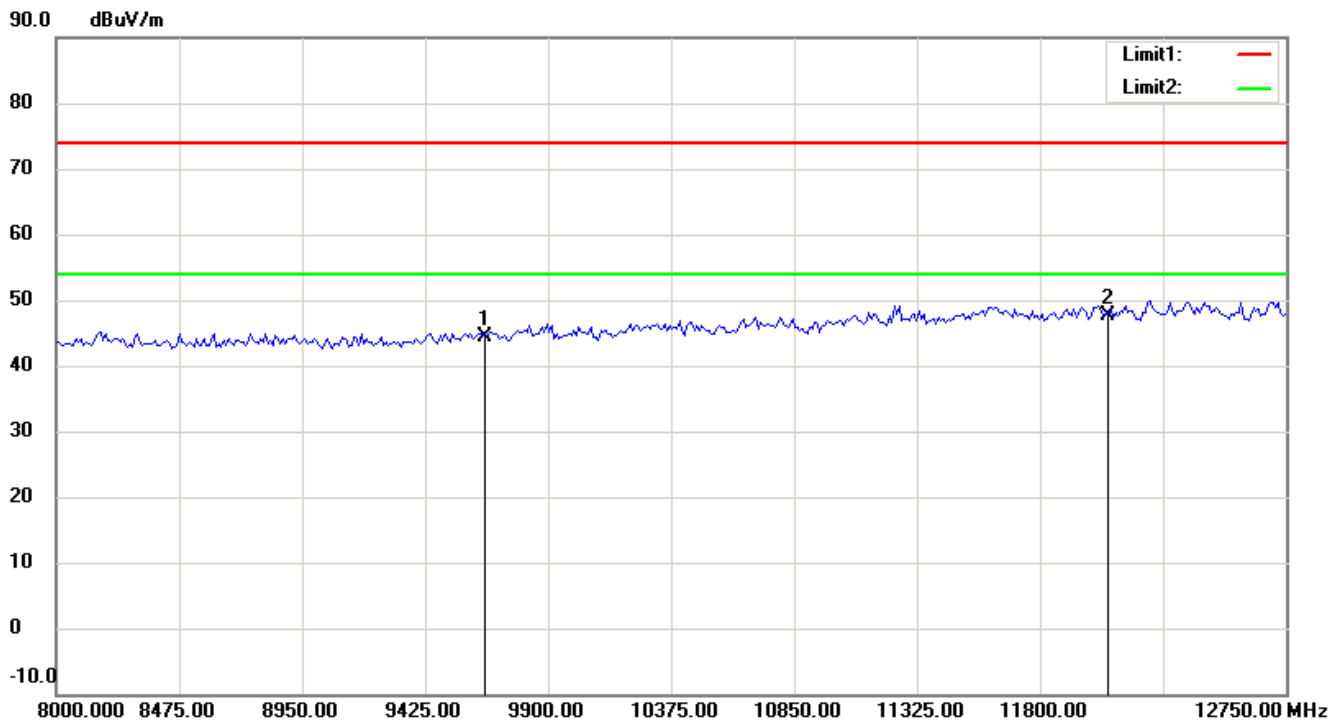
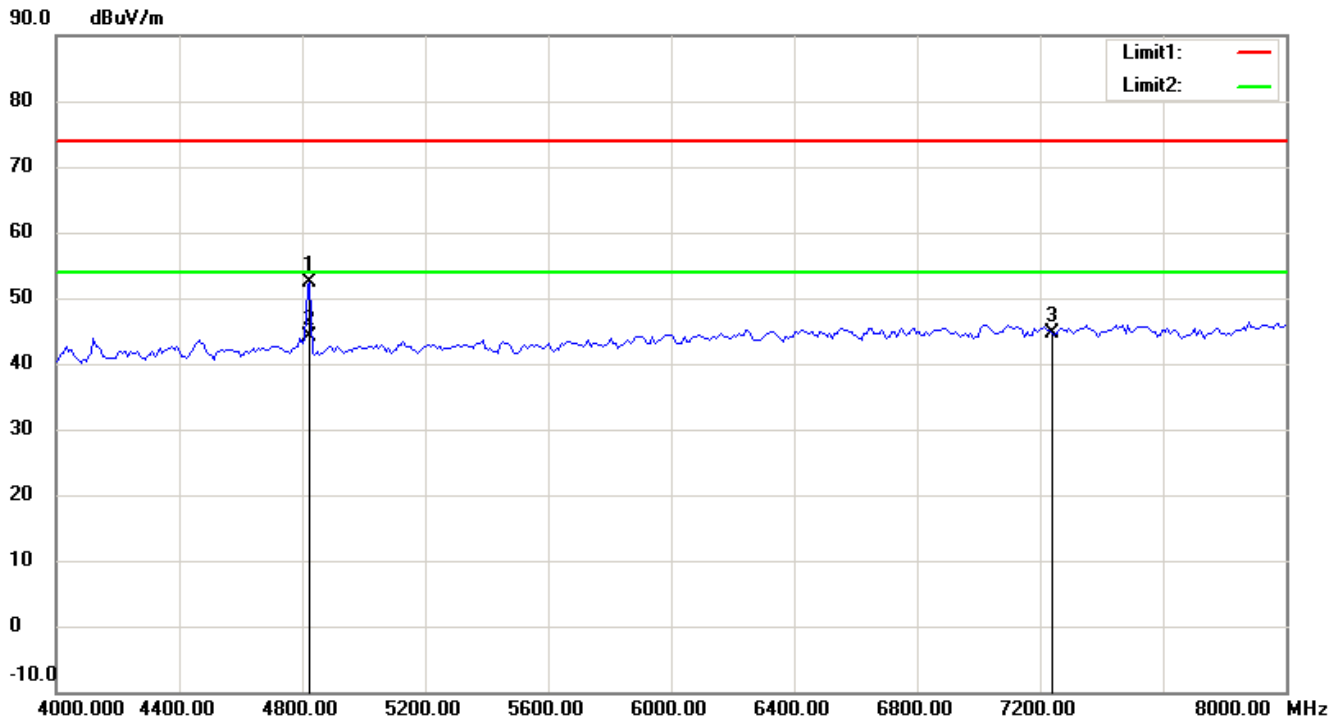
Up Line: Peak Limit Line Down Line: Ave Limit Line

Note:

1. The attached measurement plots are preliminarily pre-scanned with peak detector for determining the final checking frequencies and are for reference only.
2. The some frequencies may exceed the limit line without the specified detectors, but that cannot present the results are failed to the specification of test standard.
3. For corrected test results are listed in the relevant table of radiated test data of this test report.



Registration number: W6M21306-13280-C-1
FCC ID: IR5DK10



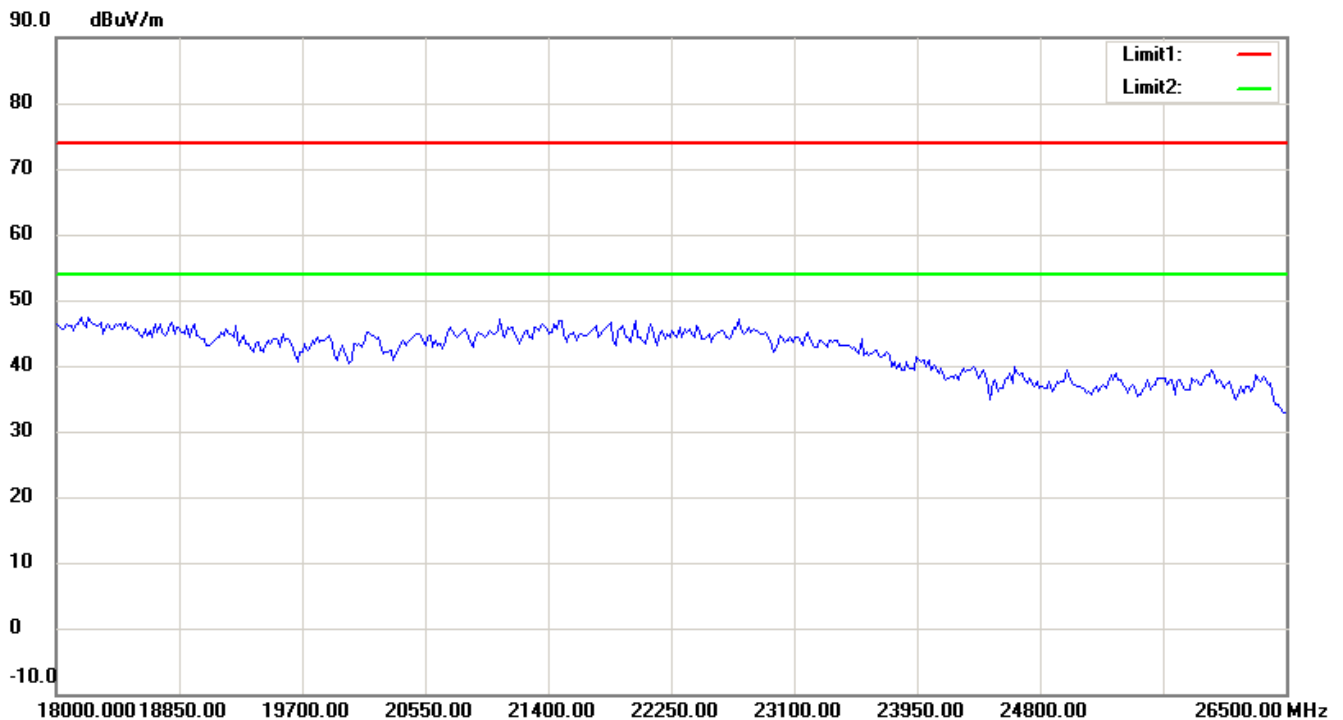
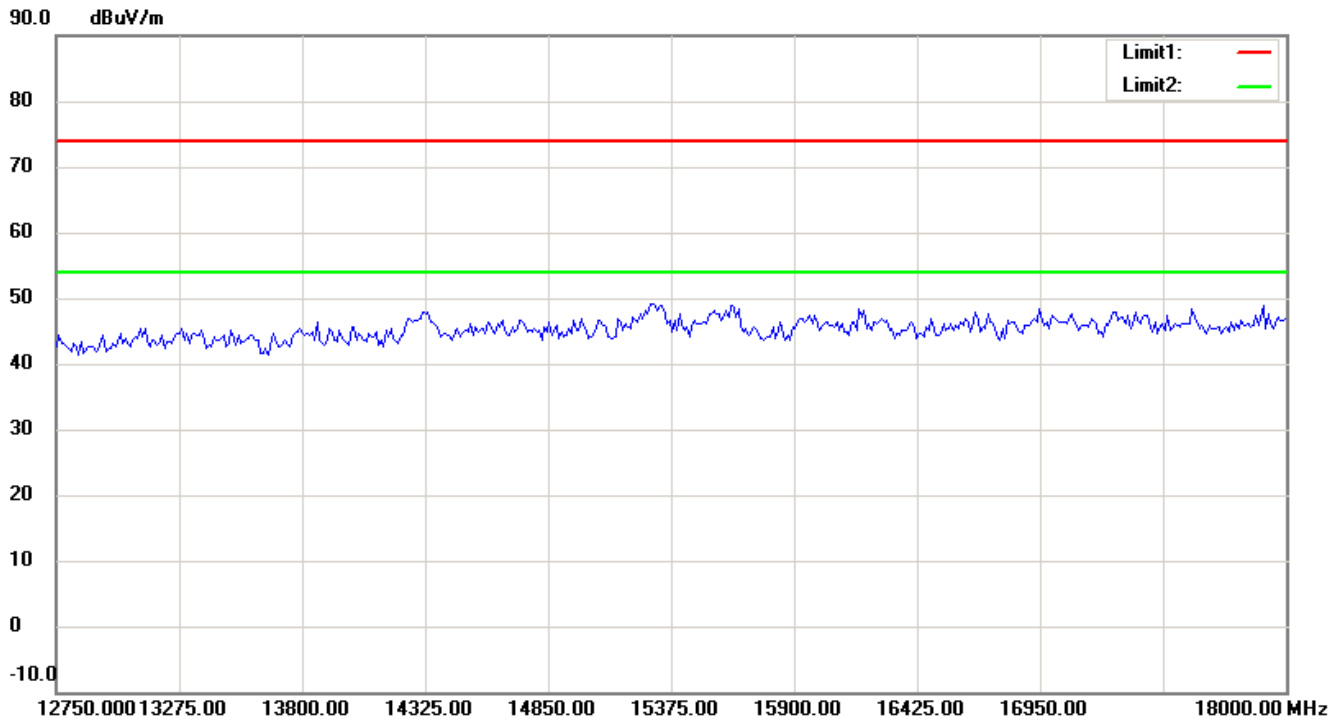
Up Line: Peak Limit Line Down Line: Ave Limit Line

Note:

1. The attached measurement plots are preliminarily pre-scanned with peak detector for determining the final checking frequencies and are for reference only.
2. The some frequencies may exceed the limit line without the specified detectors, but that cannot present the results are failed to the specification of test standard.
3. For corrected test results are listed in the relevant table of radiated test data of this test report.



Registration number: W6M21306-13280-C-1
FCC ID: IR5DK10



Up Line: Peak Limit Line Down Line: Ave Limit Line

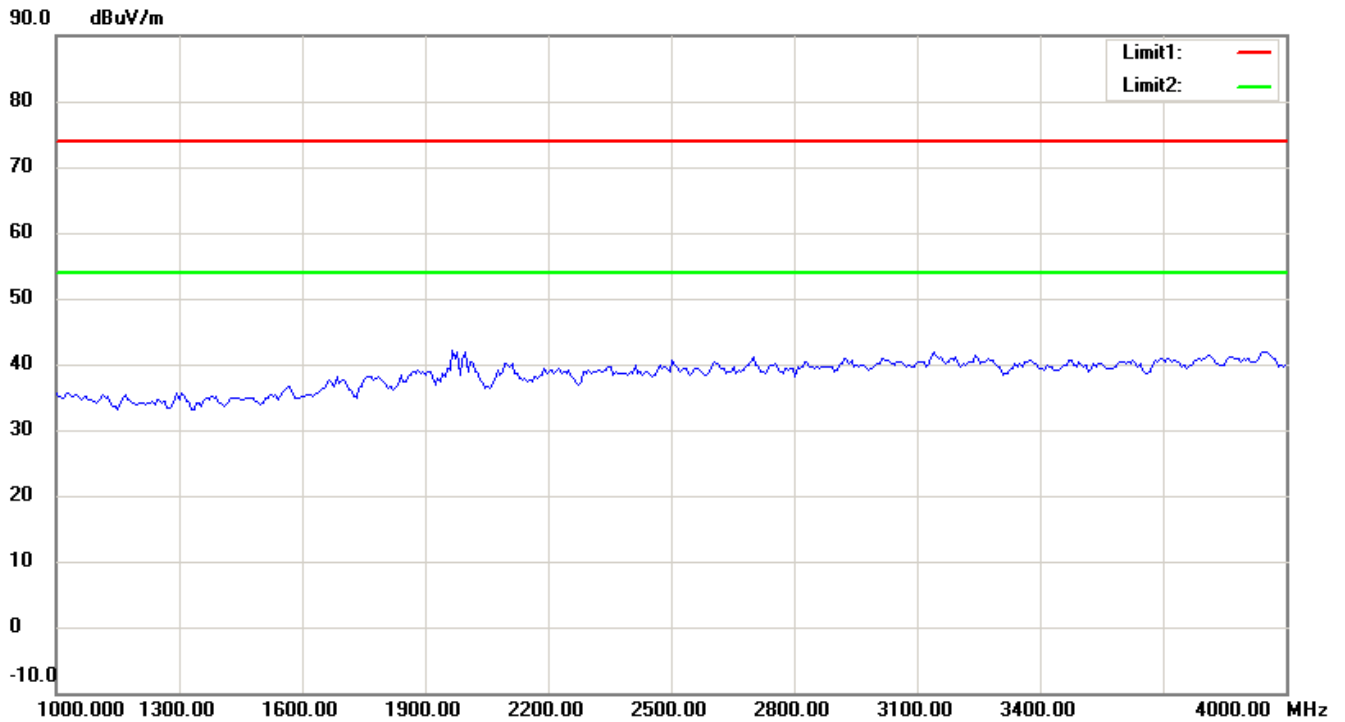
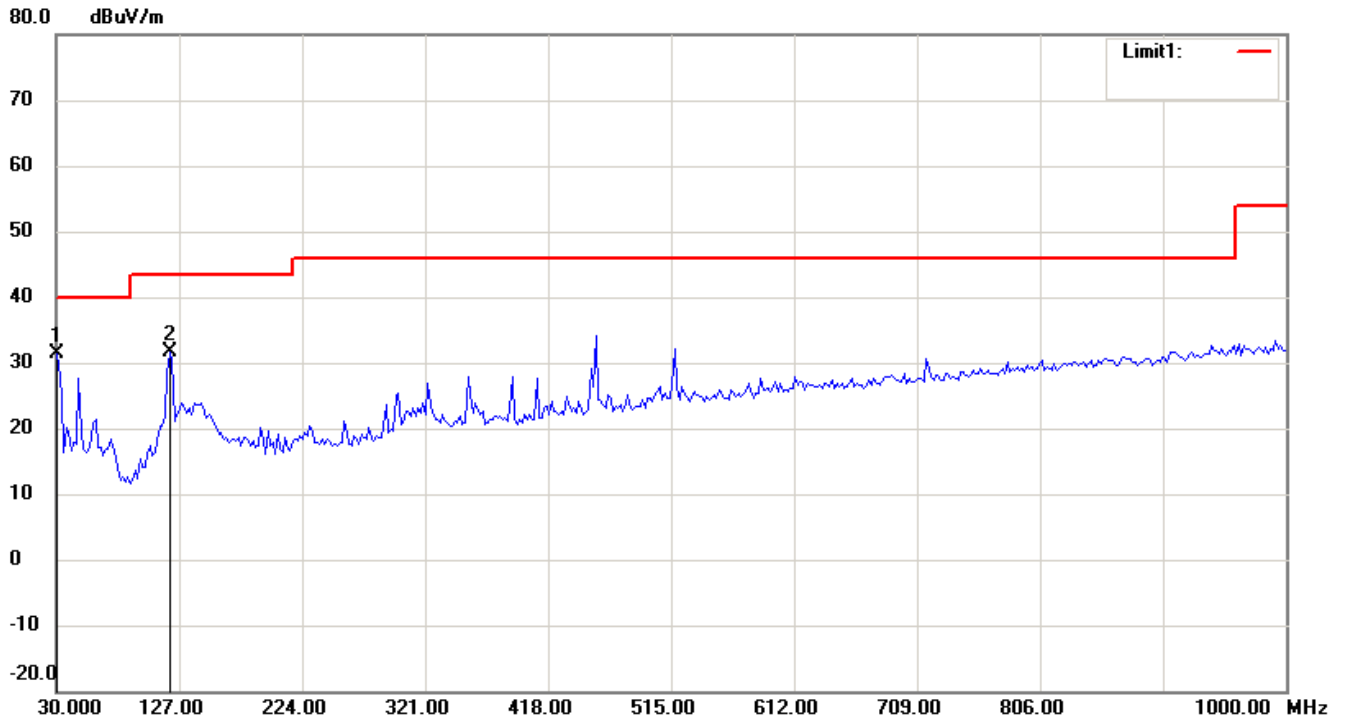
Note:

1. The attached measurement plots are preliminarily pre-scanned with peak detector for determining the final checking frequencies and are for reference only.
2. The some frequencies may exceed the limit line without the specified detectors, but that cannot present the results are failed to the specification of test standard.
3. For corrected test results are listed in the relevant table of radiated test data of this test report.



Registration number: W6M21306-13280-C-1
FCC ID: IR5DK10

Antenna Polarization V



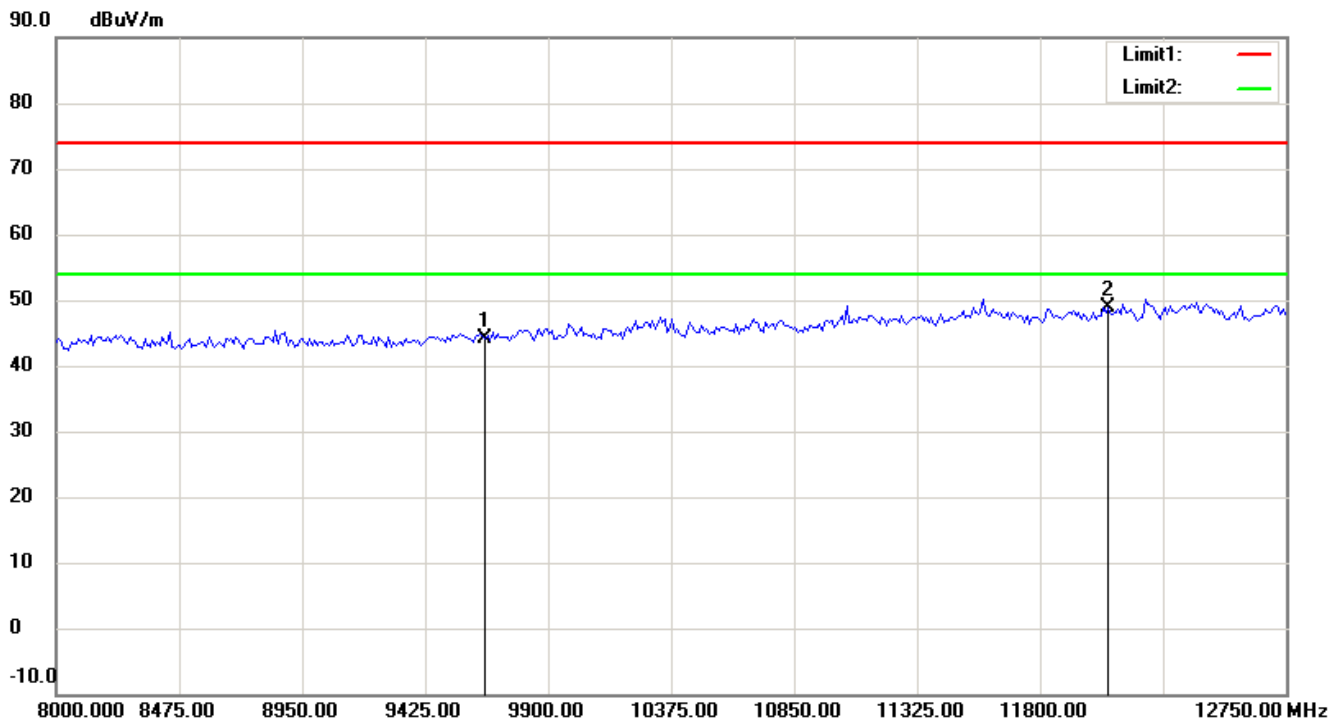
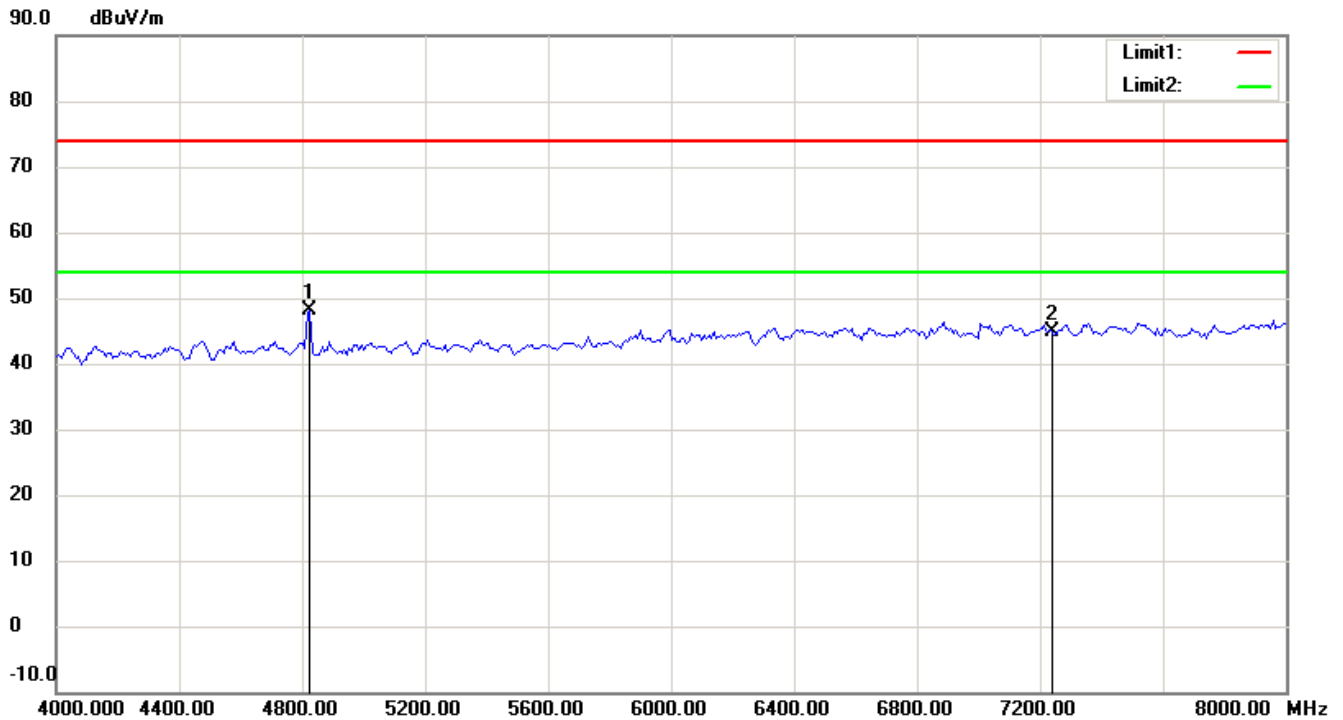
Up Line: Peak Limit Line Down Line: Ave Limit Line

Note:

1. The attached measurement plots are preliminarily pre-scanned with peak detector for determining the final checking frequencies and are for reference only.
2. The some frequencies may exceed the limit line without the specified detectors, but that cannot present the results are failed to the specification of test standard.
3. For corrected test results are listed in the relevant table of radiated test data of this test report.



Registration number: W6M21306-13280-C-1
FCC ID: IR5DK10



Up Line: Peak Limit Line Down Line: Ave Limit Line

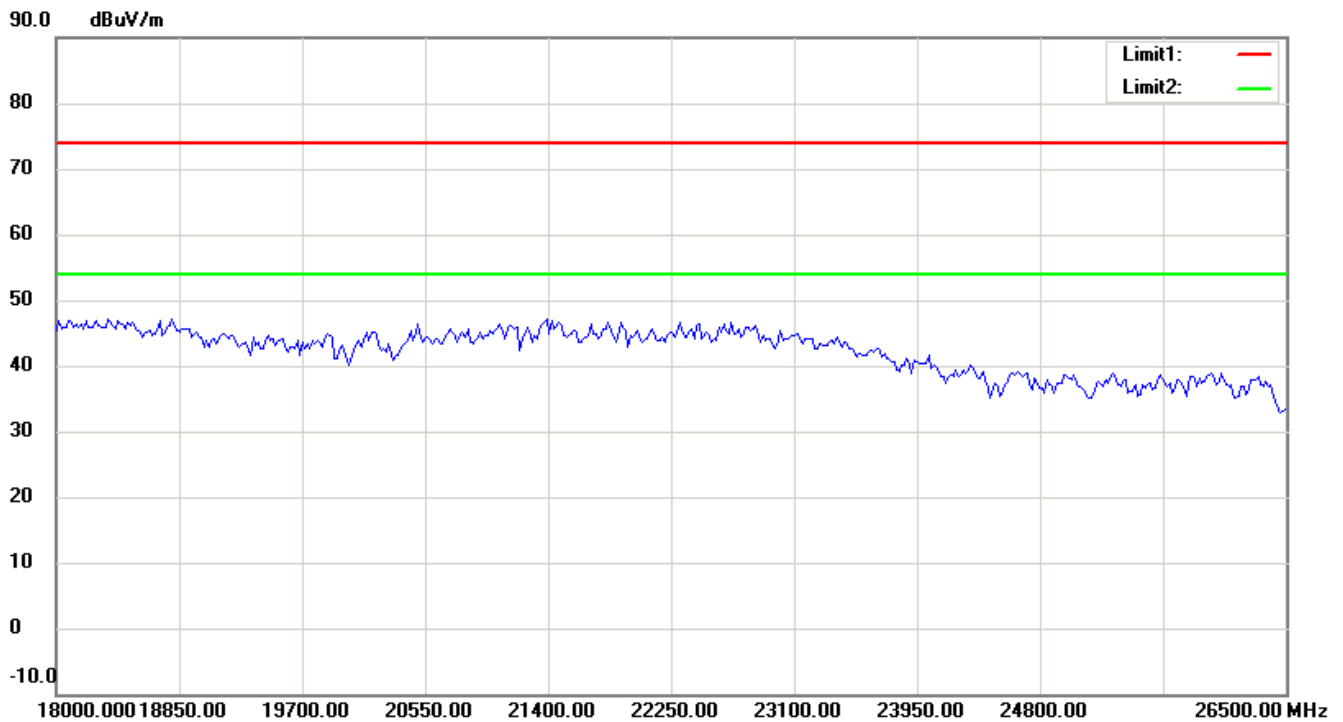
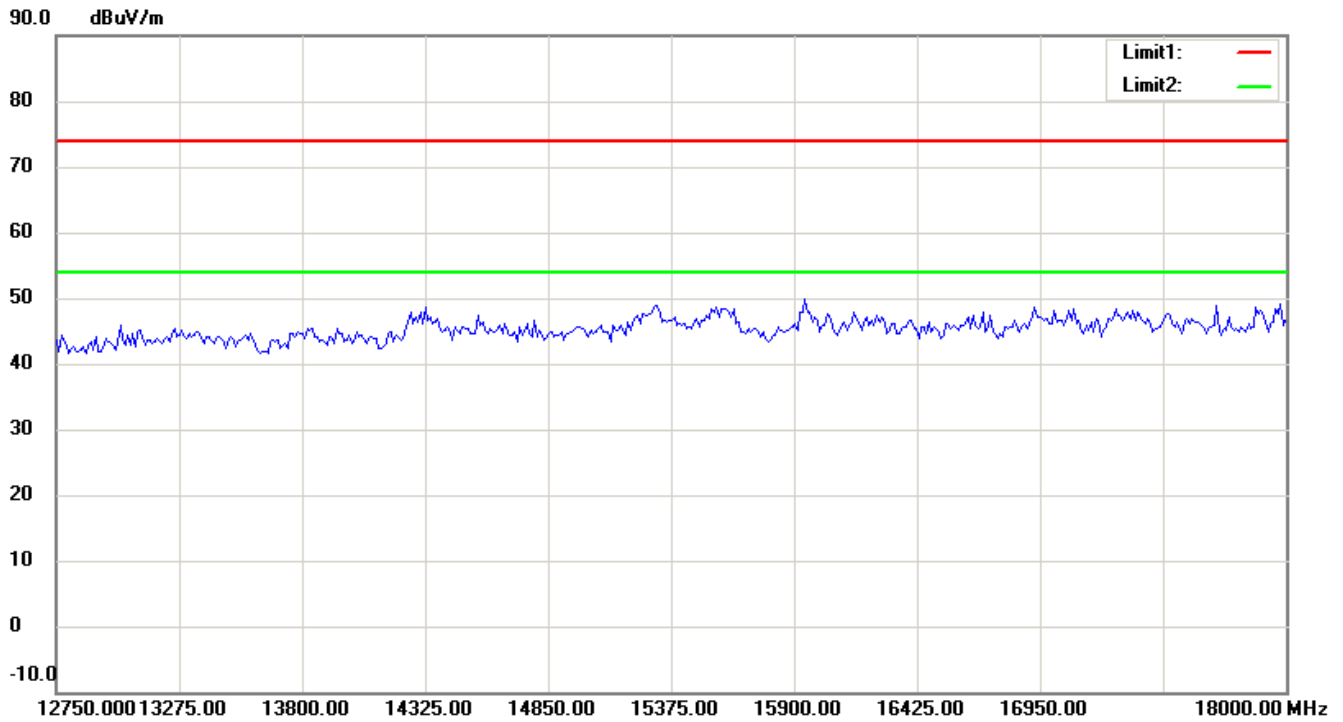
Note:

1. The attached measurement plots are preliminarily pre-scanned with peak detector for determining the final checking frequencies and are for reference only.
2. The some frequencies may exceed the limit line without the specified detectors, but that cannot present the results are failed to the specification of test standard.
3. For corrected test results are listed in the relevant table of radiated test data of this test report.



Worldwide Testing Services(Taiwan) Co., Ltd.

Registration number: W6M21306-13280-C-1
FCC ID: IR5DK10



Up Line: Peak Limit Line Down Line: Ave Limit Line

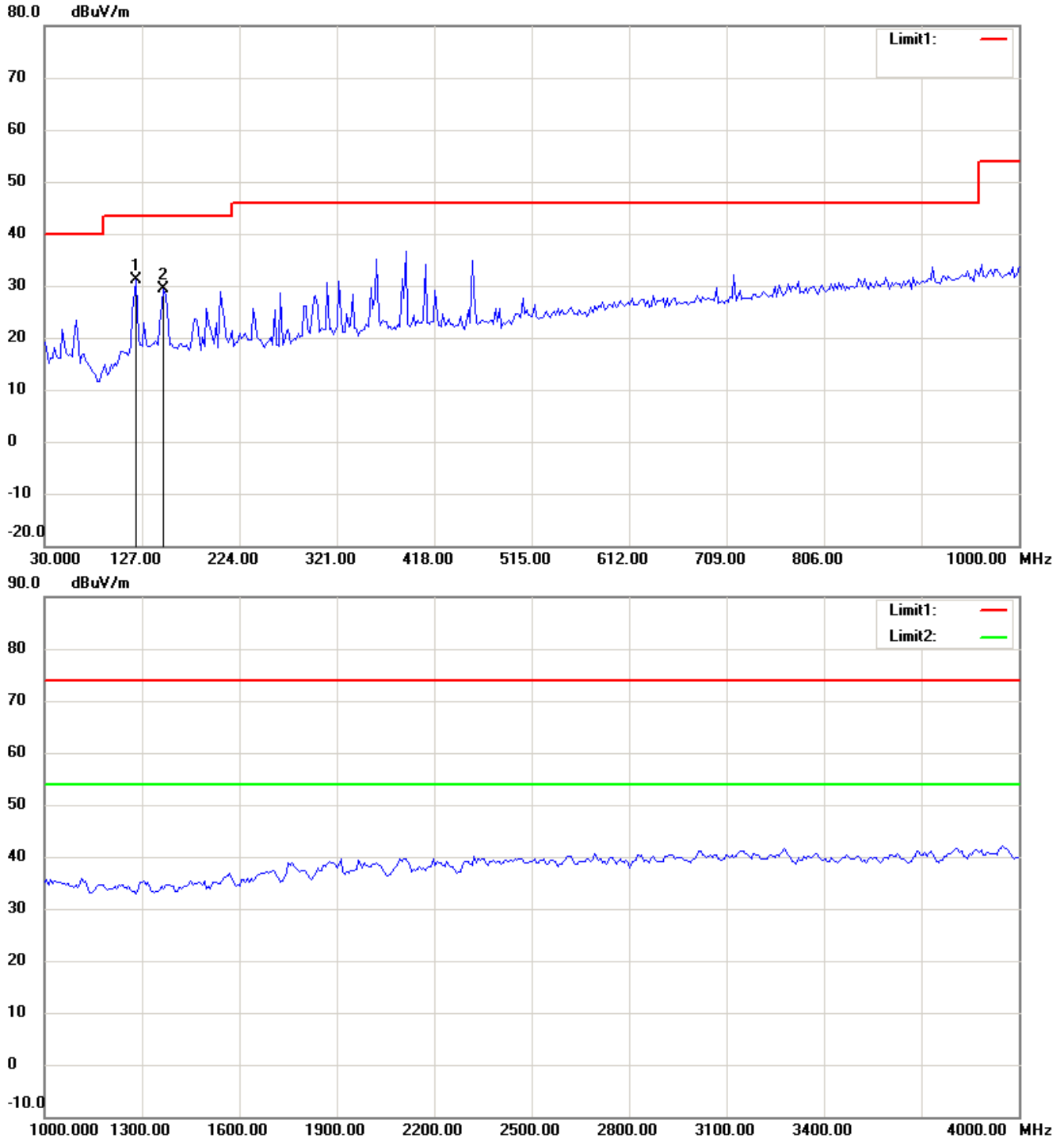
Note:

1. The attached measurement plots are preliminarily pre-scanned with peak detector for determining the final checking frequencies and are for reference only.
2. The some frequencies may exceed the limit line without the specified detectors, but that cannot present the results are failed to the specification of test standard.
3. For corrected test results are listed in the relevant table of radiated test data of this test report.



Registration number: W6M21306-13280-C-1
FCC ID: IR5DK10

TX 802.11b 2437MHz
Antenna Polarization H



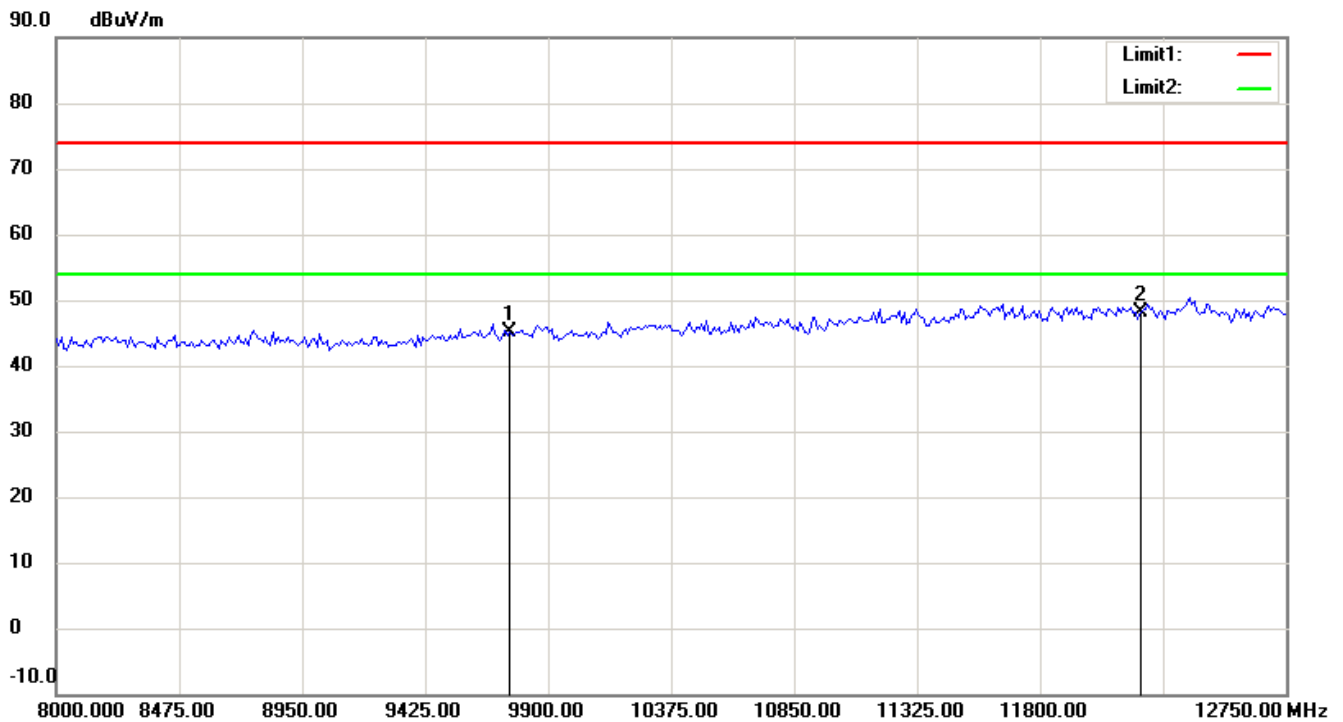
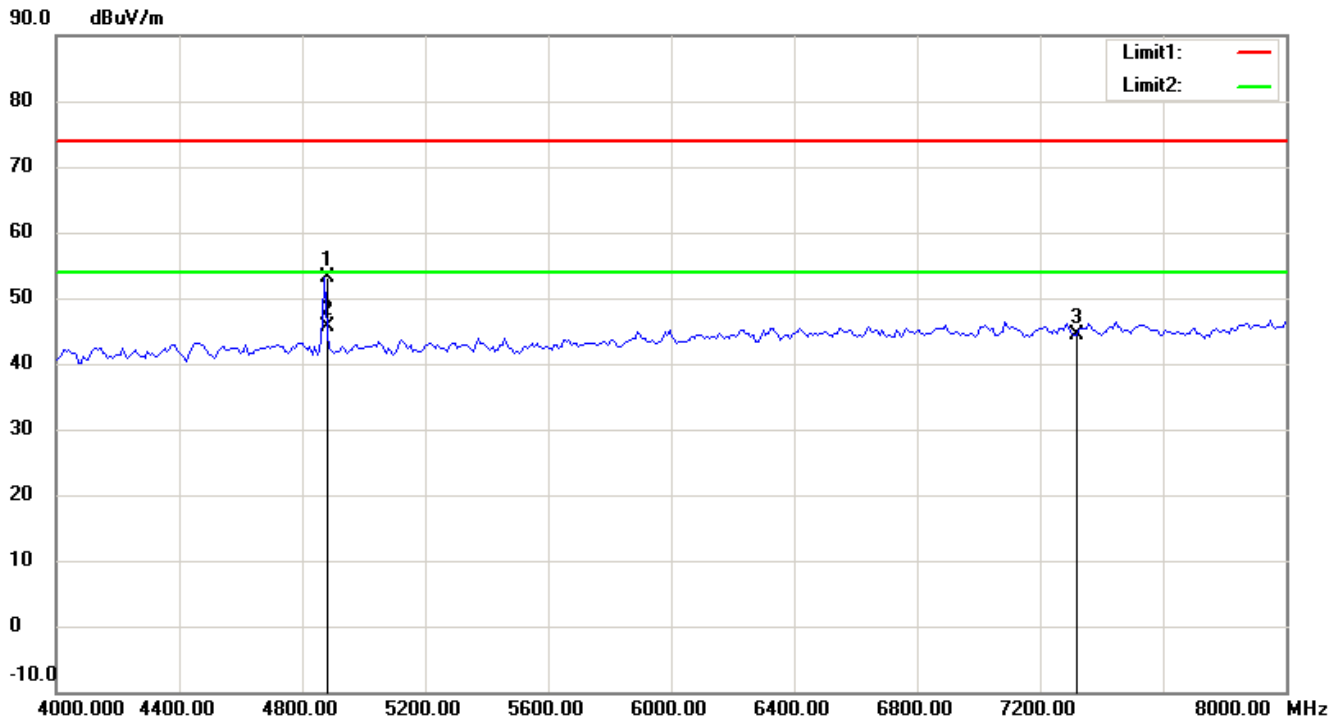
Up Line: Peak Limit Line Down Line: Ave Limit Line

Note:

1. The attached measurement plots are preliminarily pre-scanned with peak detector for determining the final checking frequencies and are for reference only.
2. The some frequencies may exceed the limit line without the specified detectors, but that cannot present the results are failed to the specification of test standard.
3. For corrected test results are listed in the relevant table of radiated test data of this test report.



Registration number: W6M21306-13280-C-1
FCC ID: IR5DK10



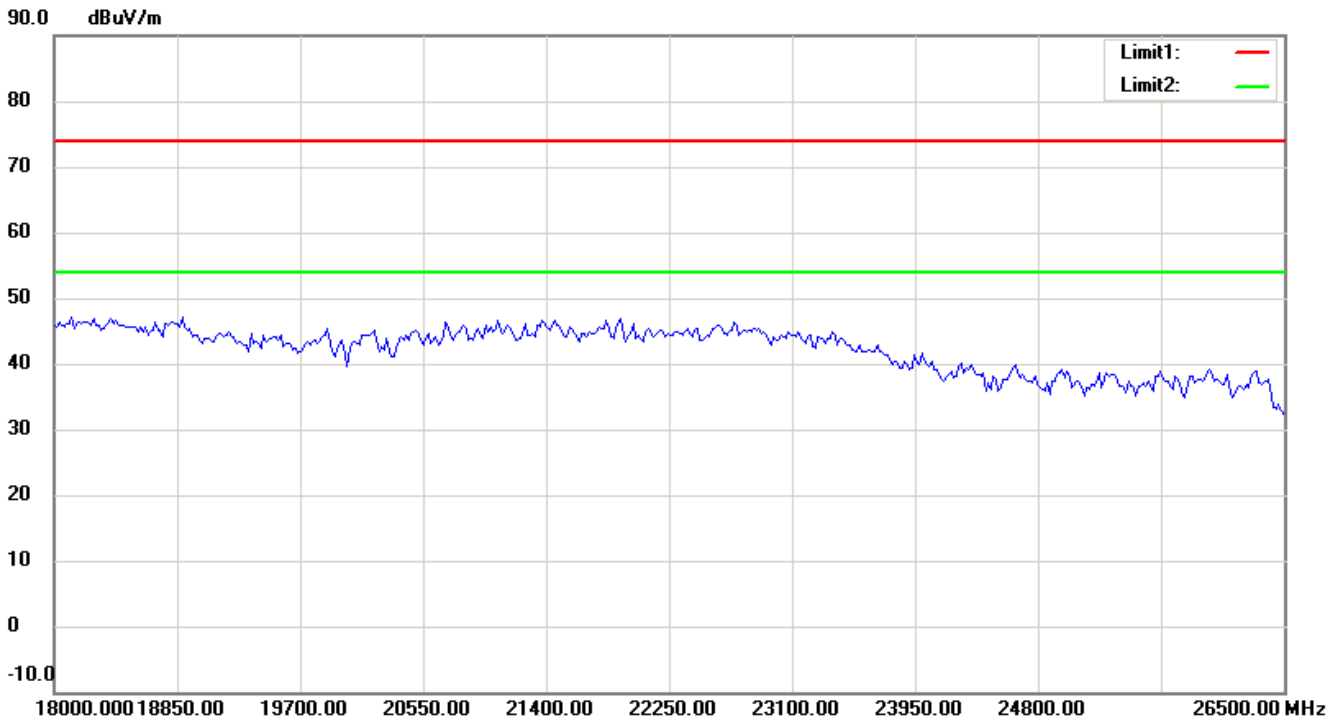
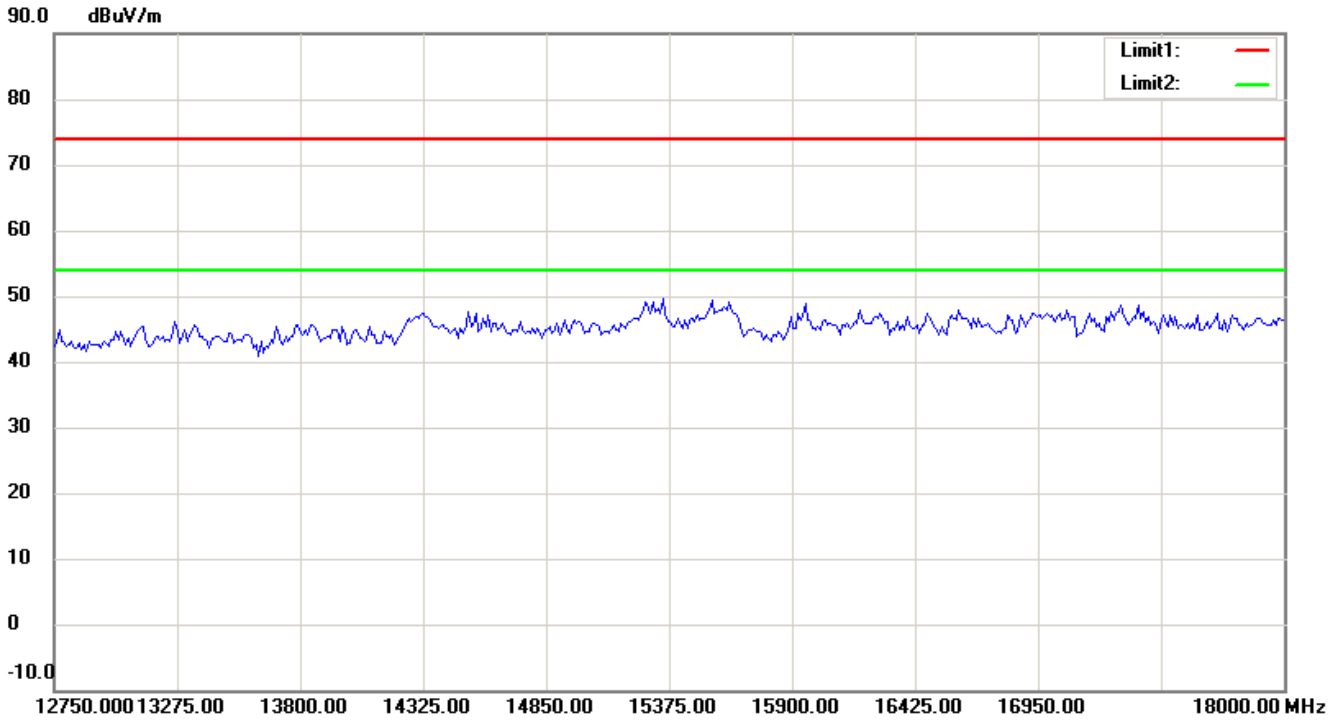
Up Line: Peak Limit Line Down Line: Ave Limit Line

Note:

1. The attached measurement plots are preliminarily pre-scanned with peak detector for determining the final checking frequencies and are for reference only.
2. The some frequencies may exceed the limit line without the specified detectors, but that cannot present the results are failed to the specification of test standard.
3. For corrected test results are listed in the relevant table of radiated test data of this test report.



Registration number: W6M21306-13280-C-1
FCC ID: IR5DK10



Up Line: Peak Limit Line Down Line: Ave Limit Line

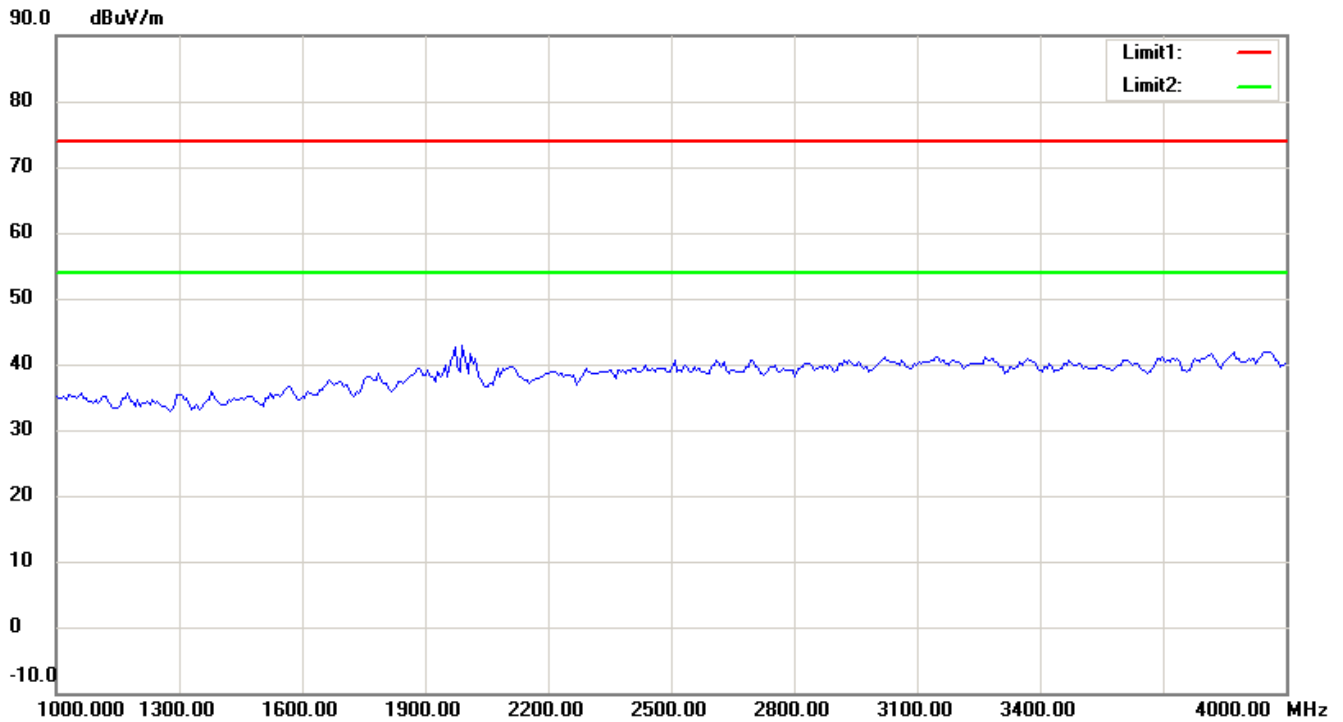
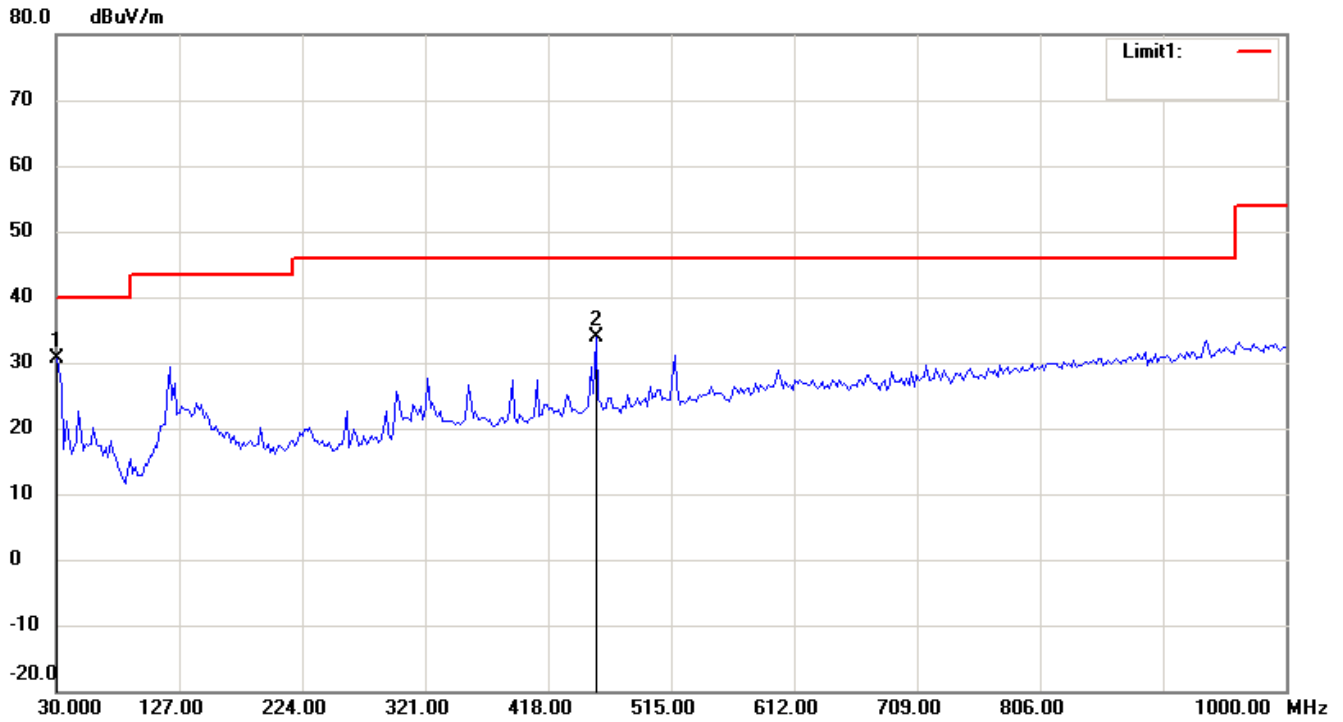
Note:

1. The attached measurement plots are preliminarily pre-scanned with peak detector for determining the final checking frequencies and are for reference only.
2. The some frequencies may exceed the limit line without the specified detectors, but that cannot present the results are failed to the specification of test standard.
3. For corrected test results are listed in the relevant table of radiated test data of this test report.



Registration number: W6M21306-13280-C-1
FCC ID: IR5DK10

Antenna Polarization V



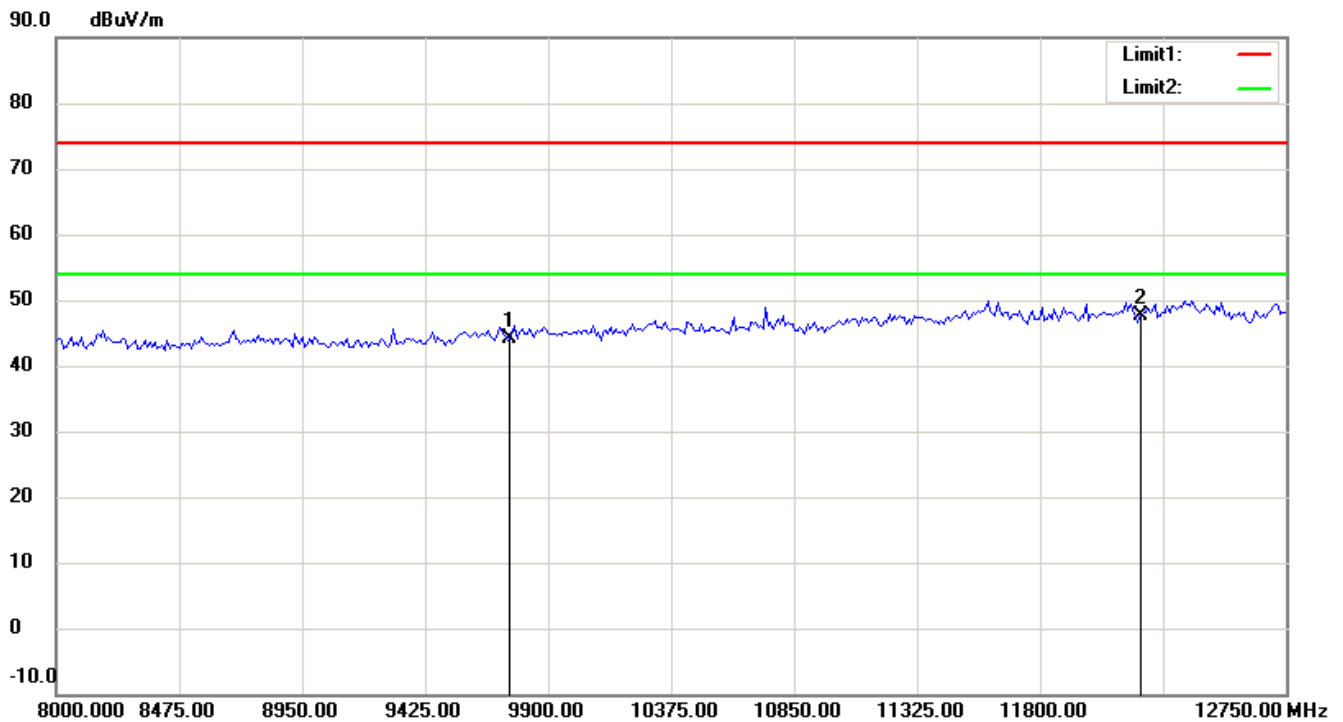
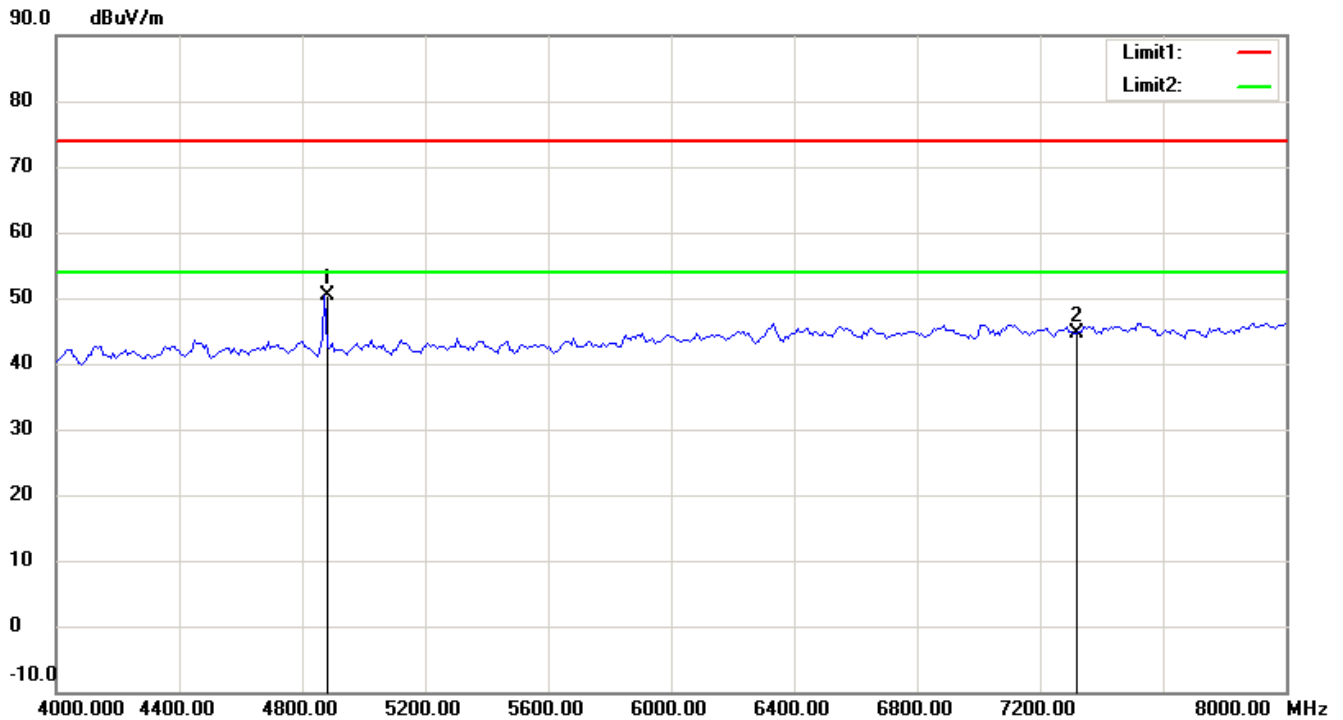
Up Line: Peak Limit Line Down Line: Ave Limit Line

Note:

1. The attached measurement plots are preliminarily pre-scanned with peak detector for determining the final checking frequencies and are for reference only.
2. The some frequencies may exceed the limit line without the specified detectors, but that cannot present the results are failed to the specification of test standard.
3. For corrected test results are listed in the relevant table of radiated test data of this test report.



Registration number: W6M21306-13280-C-1
FCC ID: IR5DK10



Up Line: Peak Limit Line Down Line: Ave Limit Line

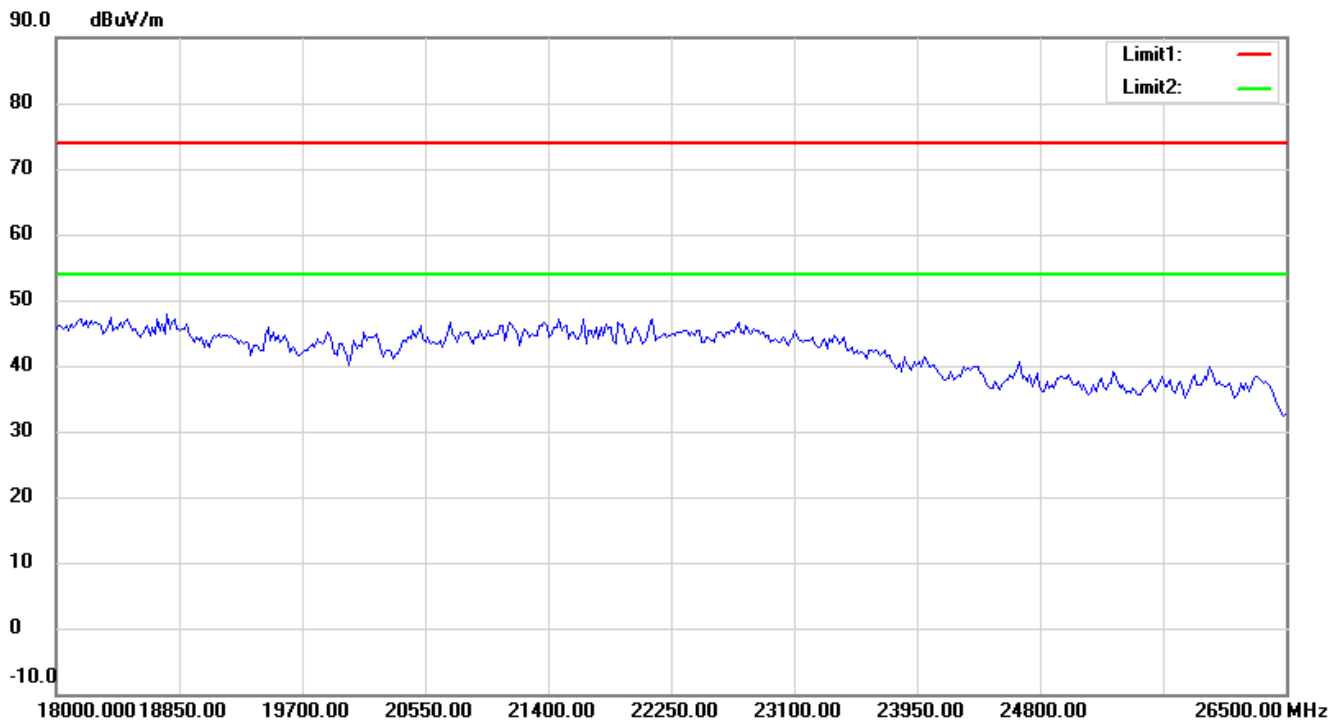
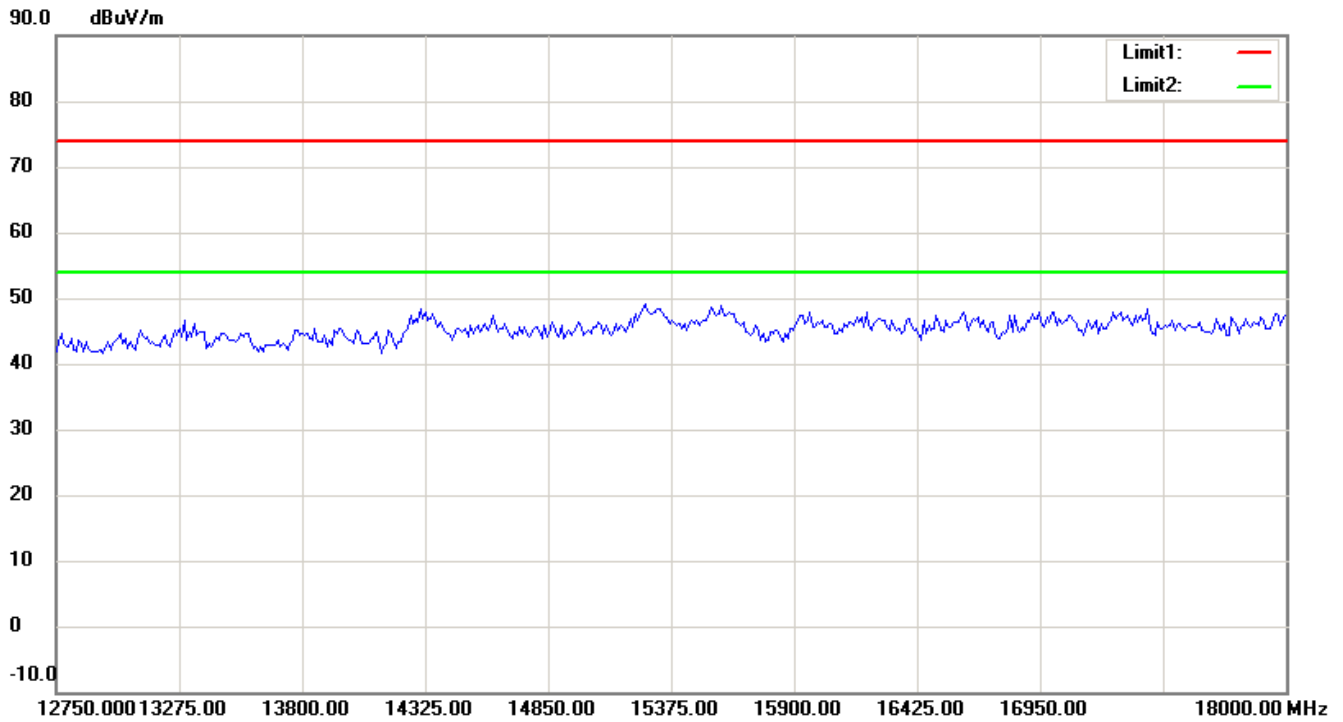
Note:

1. The attached measurement plots are preliminarily pre-scanned with peak detector for determining the final checking frequencies and are for reference only.
2. The some frequencies may exceed the limit line without the specified detectors, but that cannot present the results are failed to the specification of test standard.
3. For corrected test results are listed in the relevant table of radiated test data of this test report.



Worldwide Testing Services(Taiwan) Co., Ltd.

Registration number: W6M21306-13280-C-1
FCC ID: IR5DK10



Up Line: Peak Limit Line Down Line: Ave Limit Line

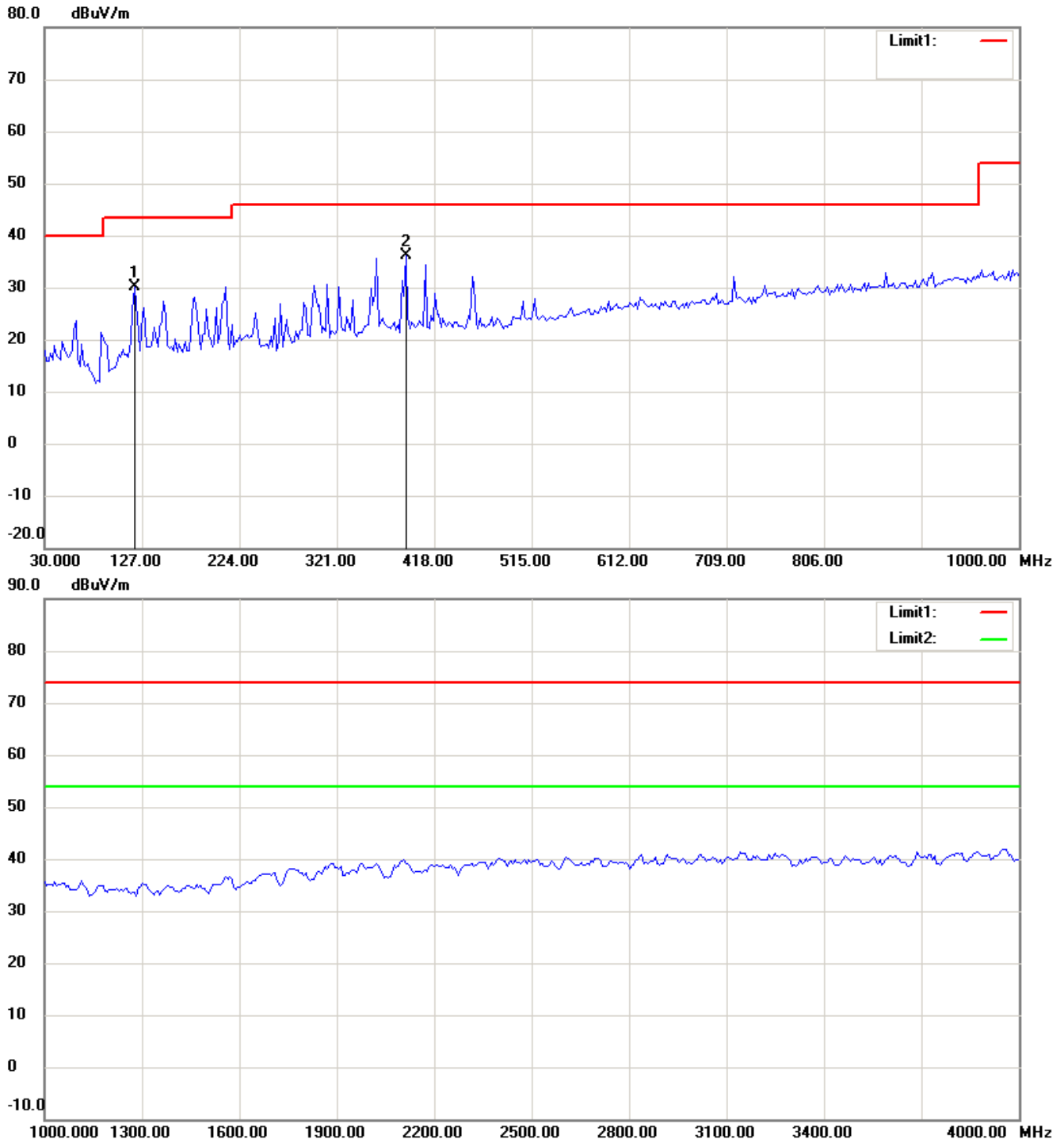
Note:

1. The attached measurement plots are preliminarily pre-scanned with peak detector for determining the final checking frequencies and are for reference only.
2. The some frequencies may exceed the limit line without the specified detectors, but that cannot present the results are failed to the specification of test standard.
3. For corrected test results are listed in the relevant table of radiated test data of this test report.



Registration number: W6M21306-13280-C-1
FCC ID: IR5DK10

TX 802.11b 2462MHz
Antenna Polarization H



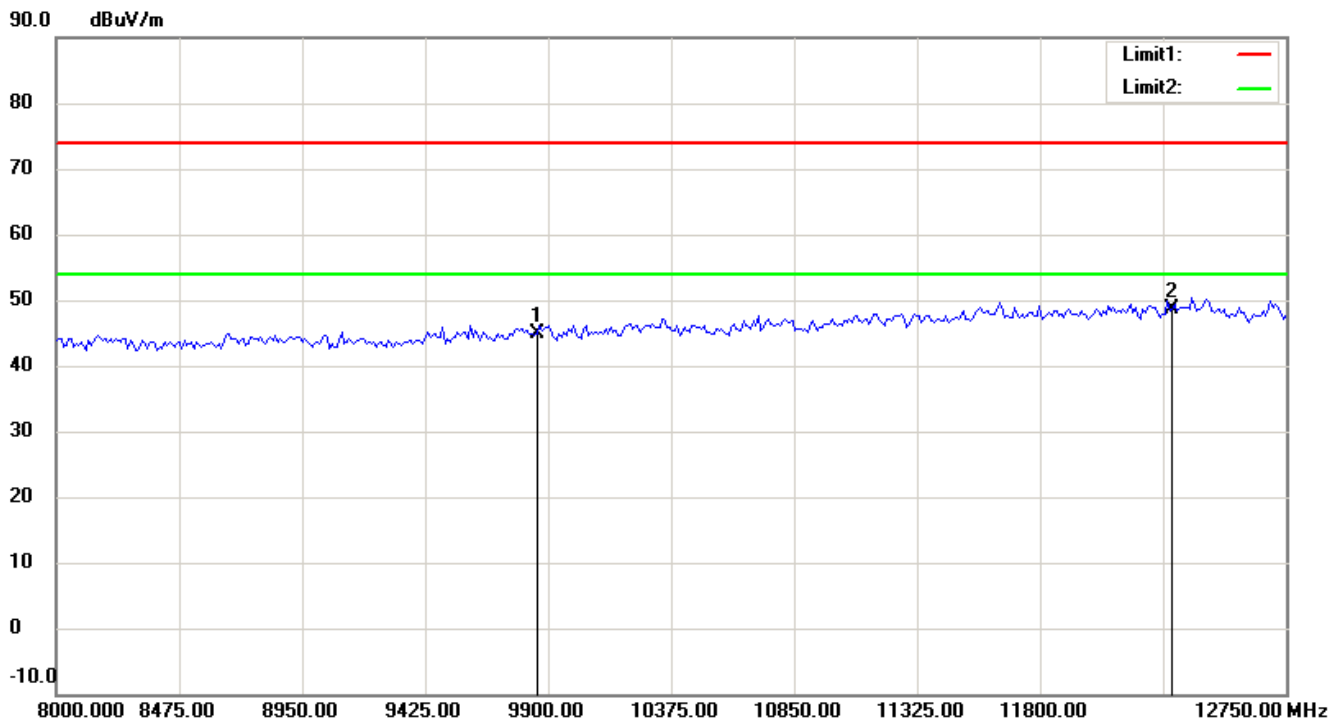
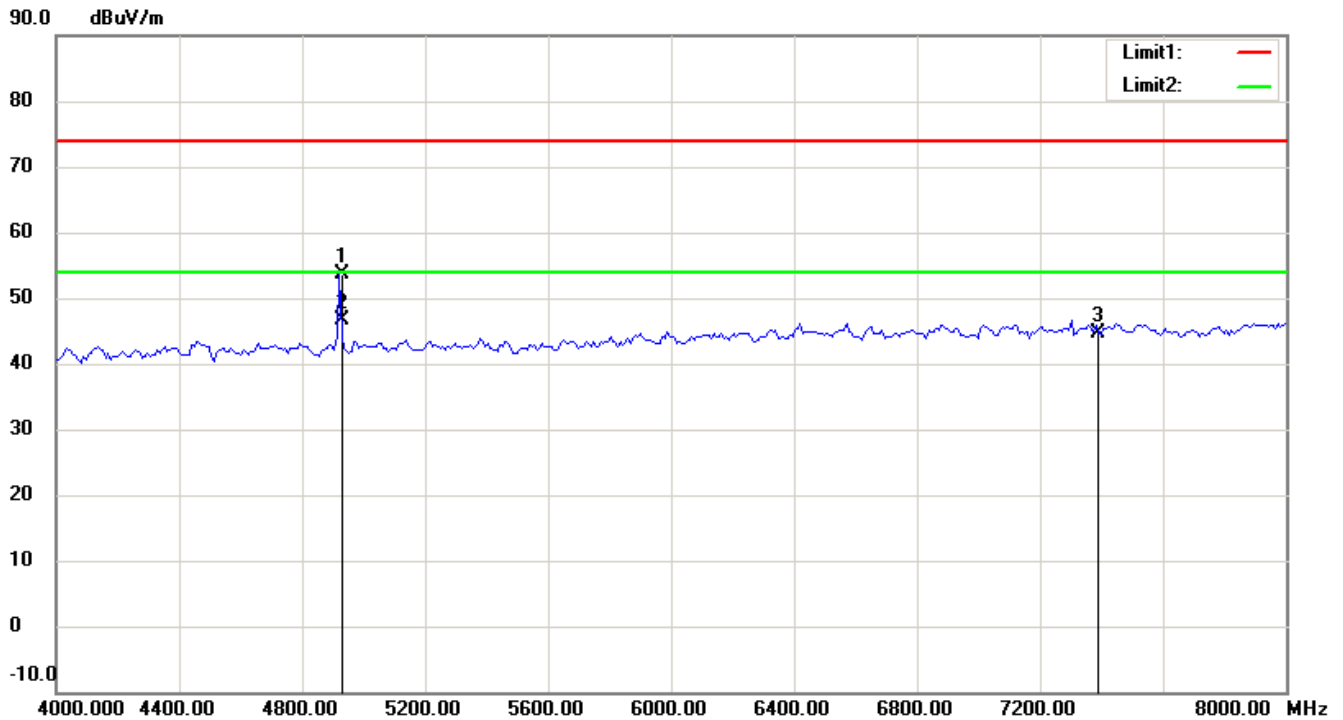
Up Line: Peak Limit Line Down Line: Ave Limit Line

Note:

1. The attached measurement plots are preliminarily pre-scanned with peak detector for determining the final checking frequencies and are for reference only.
2. The some frequencies may exceed the limit line without the specified detectors, but that cannot present the results are failed to the specification of test standard.
3. For corrected test results are listed in the relevant table of radiated test data of this test report.



Registration number: W6M21306-13280-C-1
FCC ID: IR5DK10



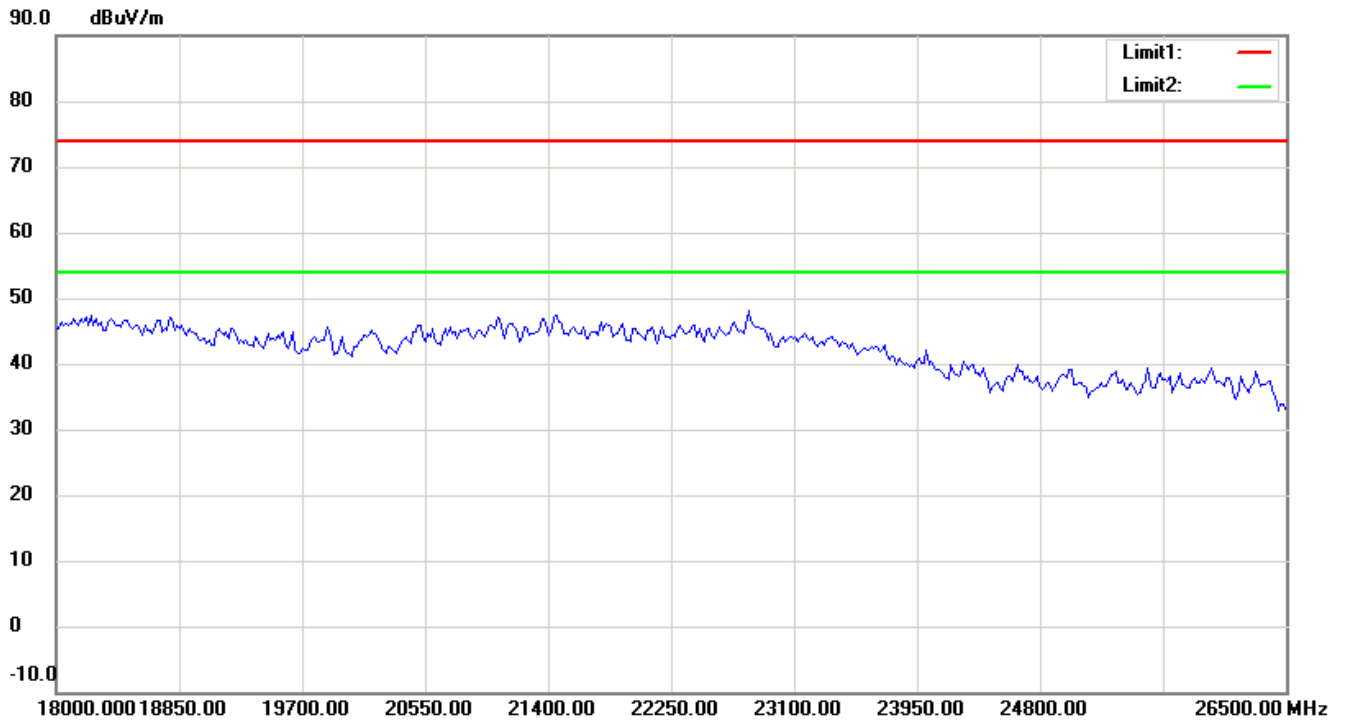
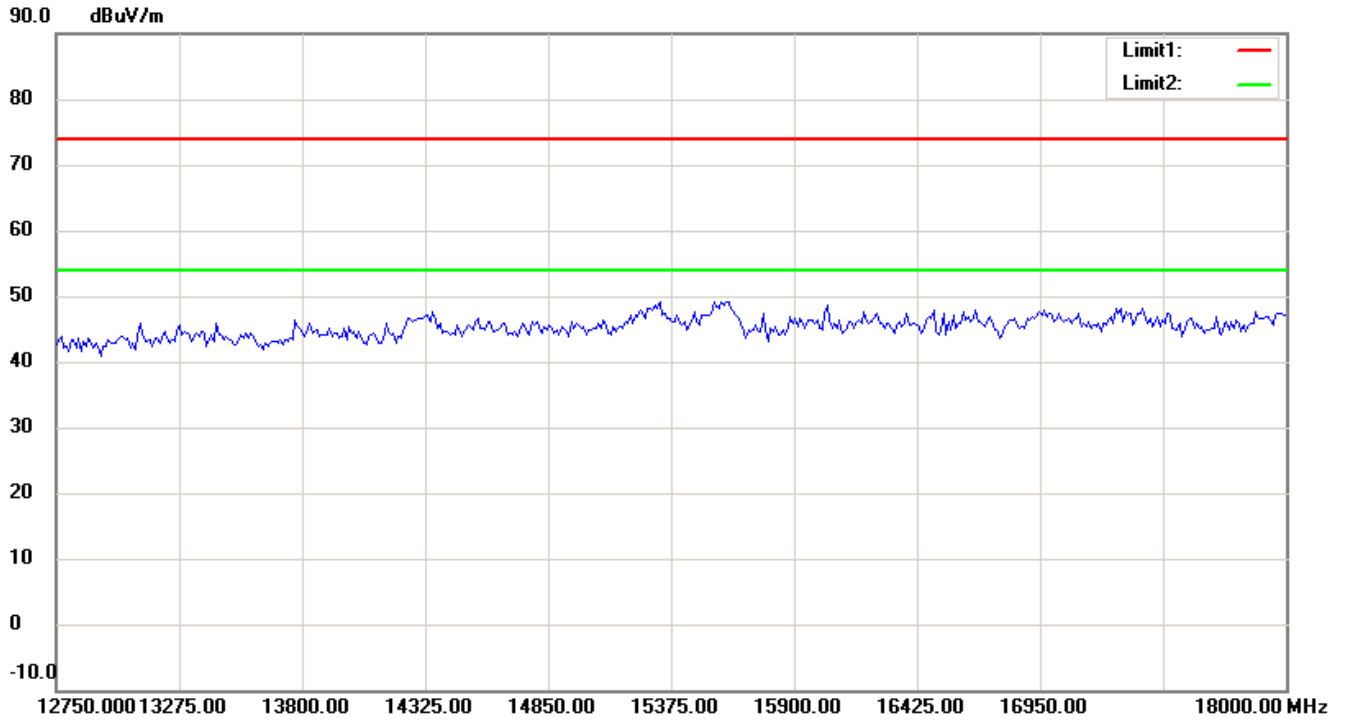
Up Line: Peak Limit Line Down Line: Ave Limit Line

Note:

1. The attached measurement plots are preliminarily pre-scanned with peak detector for determining the final checking frequencies and are for reference only.
2. The some frequencies may exceed the limit line without the specified detectors, but that cannot present the results are failed to the specification of test standard.
3. For corrected test results are listed in the relevant table of radiated test data of this test report.



Registration number: W6M21306-13280-C-1
FCC ID: IR5DK10



Up Line: Peak Limit Line Down Line: Ave Limit Line

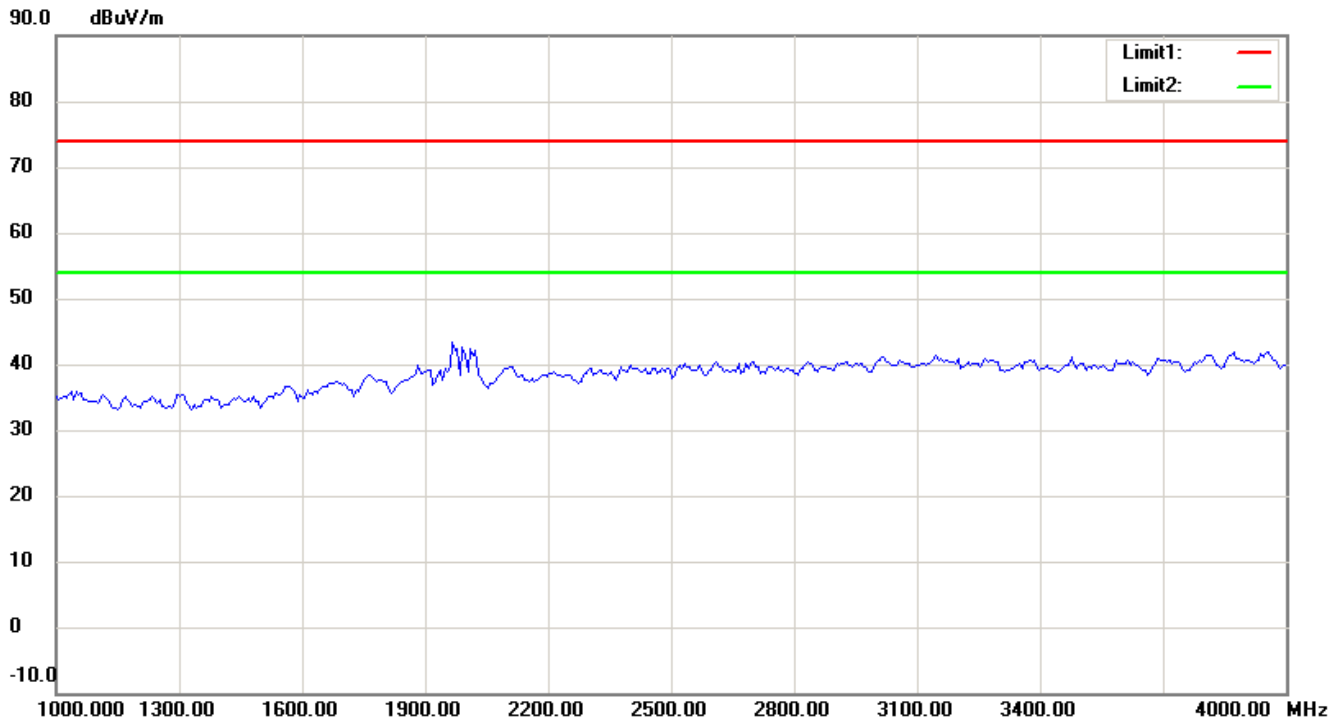
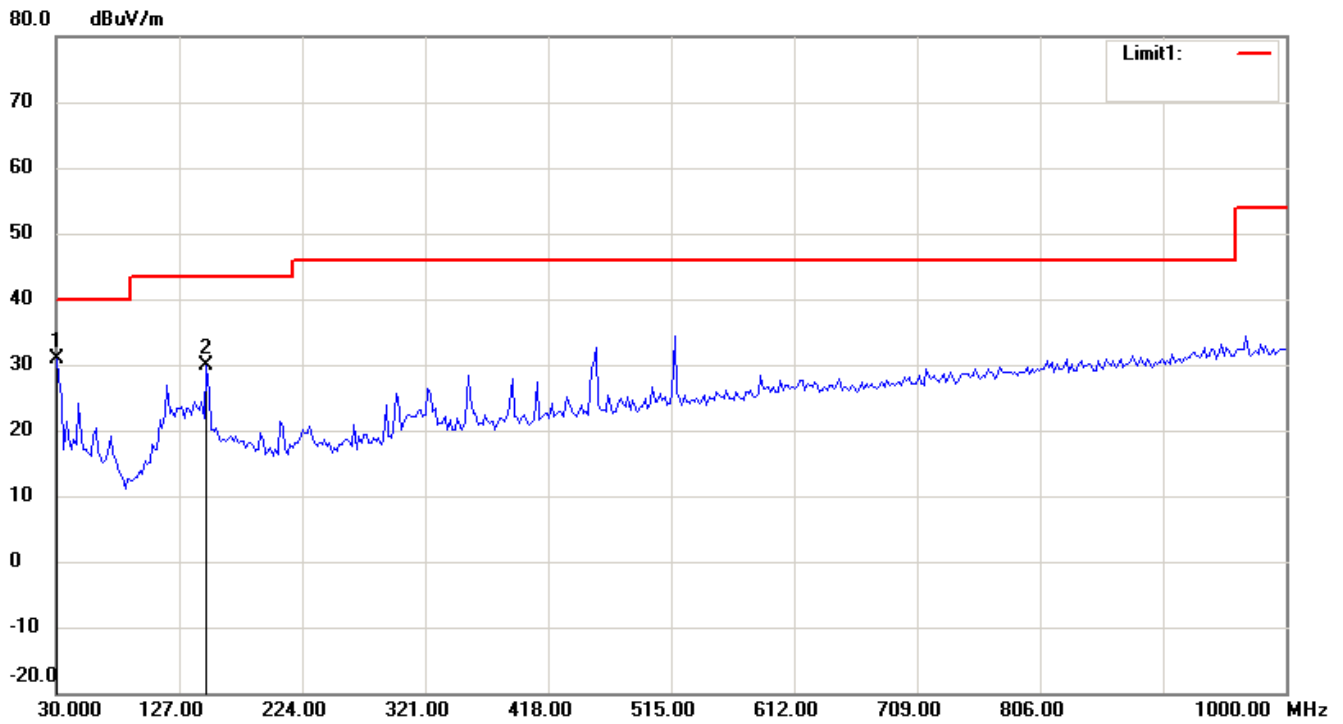
Note:

1. The attached measurement plots are preliminarily pre-scanned with peak detector for determining the final checking frequencies and are for reference only.
2. The some frequencies may exceed the limit line without the specified detectors, but that cannot present the results are failed to the specification of test standard.
3. For corrected test results are listed in the relevant table of radiated test data of this test report.



Registration number: W6M21306-13280-C-1
FCC ID: IR5DK10

Antenna Polarization V



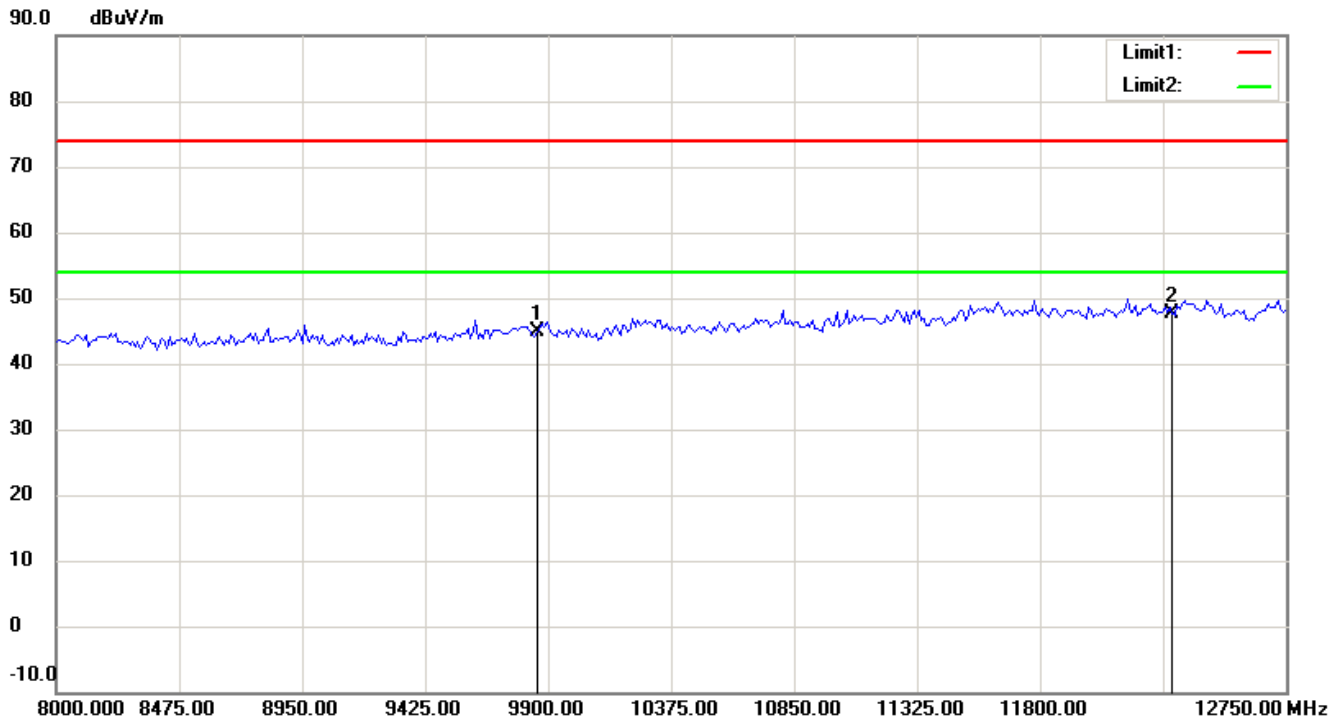
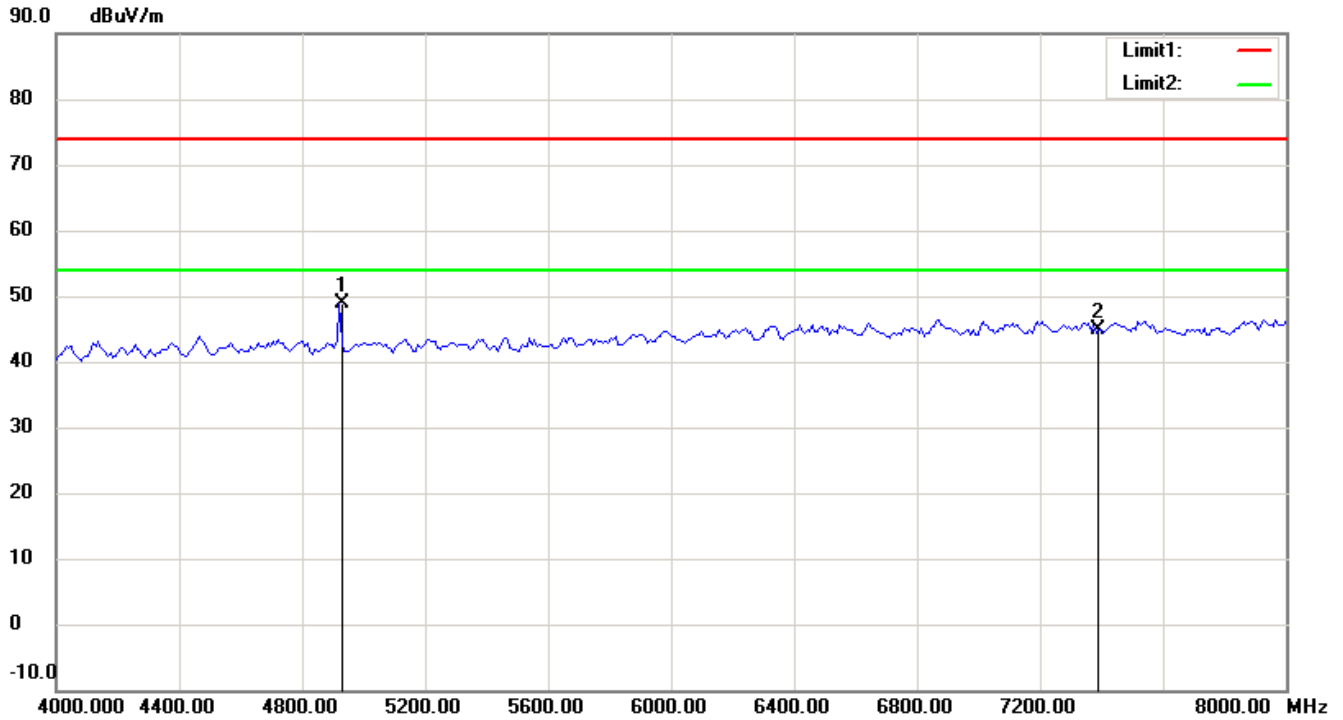
Up Line: Peak Limit Line Down Line: Ave Limit Line

Note:

1. The attached measurement plots are preliminarily pre-scanned with peak detector for determining the final checking frequencies and are for reference only.
2. The some frequencies may exceed the limit line without the specified detectors, but that cannot present the results are failed to the specification of test standard.
3. For corrected test results are listed in the relevant table of radiated test data of this test report.



Registration number: W6M21306-13280-C-1
FCC ID: IR5DK10



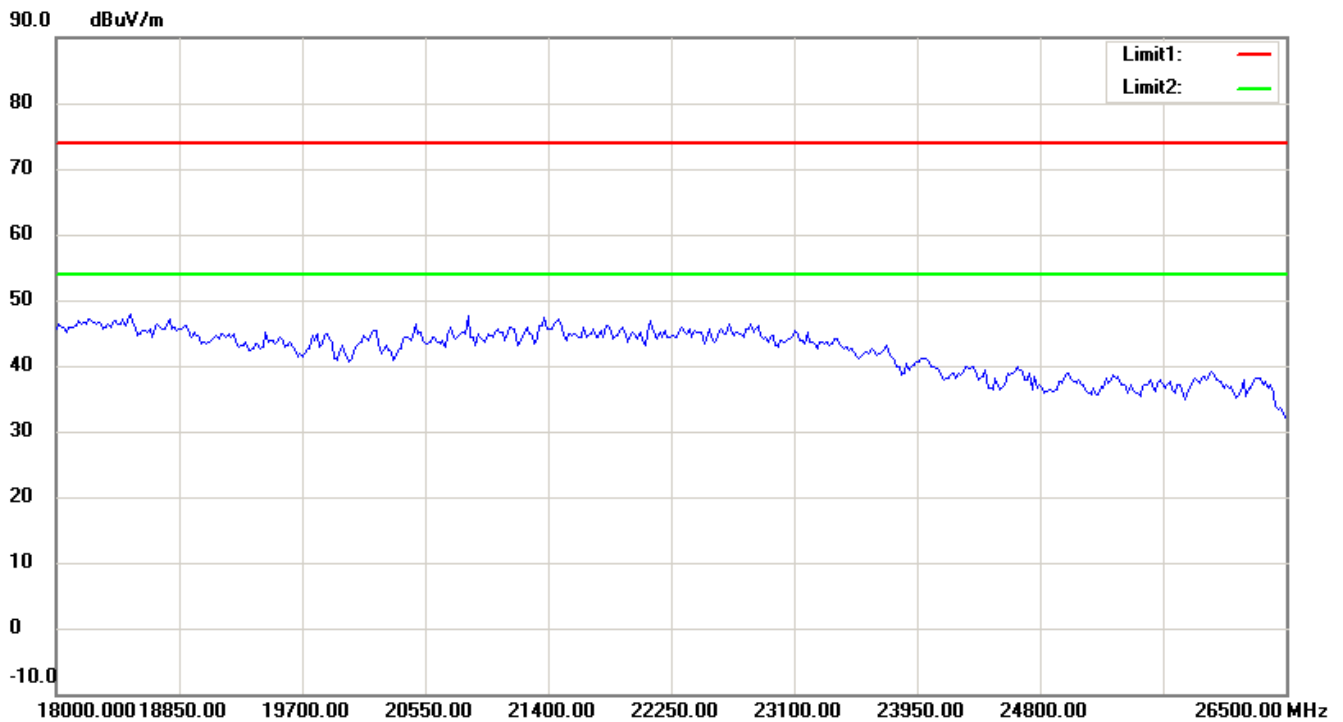
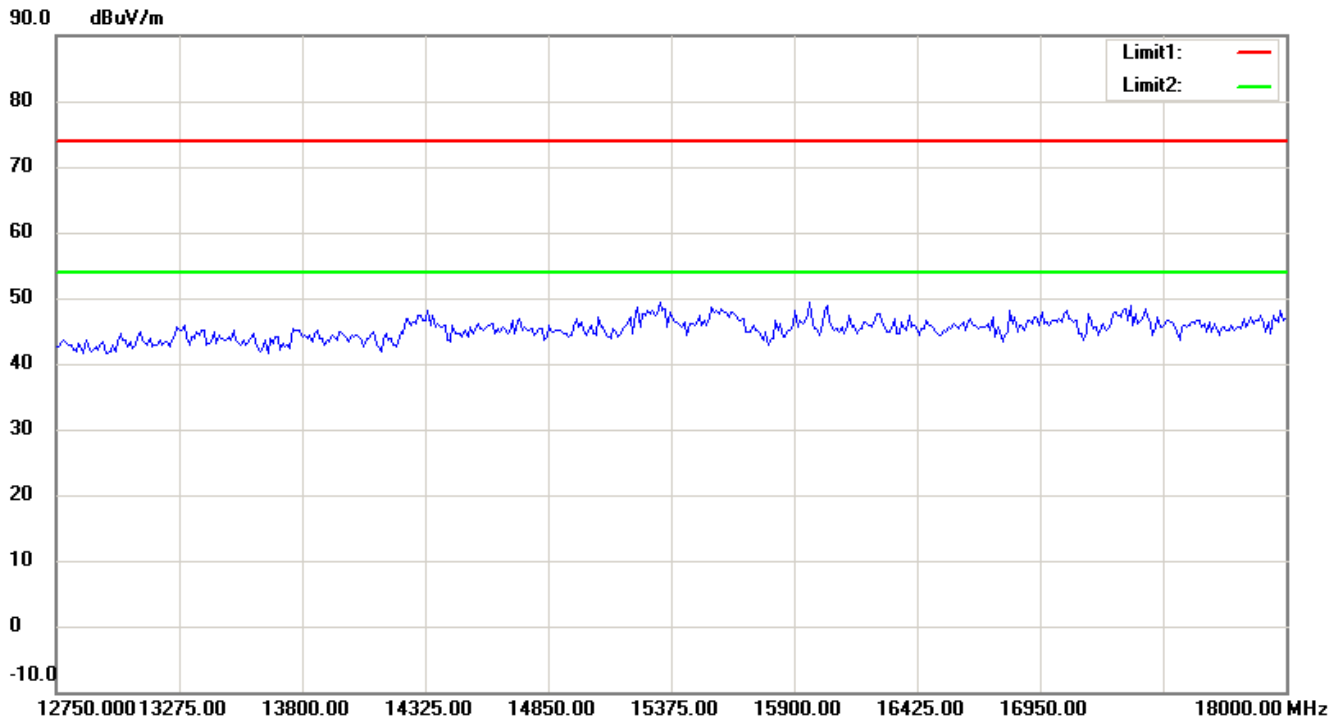
Up Line: Peak Limit Line Down Line: Ave Limit Line

Note:

1. The attached measurement plots are preliminarily pre-scanned with peak detector for determining the final checking frequencies and are for reference only.
2. The some frequencies may exceed the limit line without the specified detectors, but that cannot present the results are failed to the specification of test standard.
3. For corrected test results are listed in the relevant table of radiated test data of this test report.



Registration number: W6M21306-13280-C-1
FCC ID: IR5DK10



Up Line: Peak Limit Line Down Line: Ave Limit Line

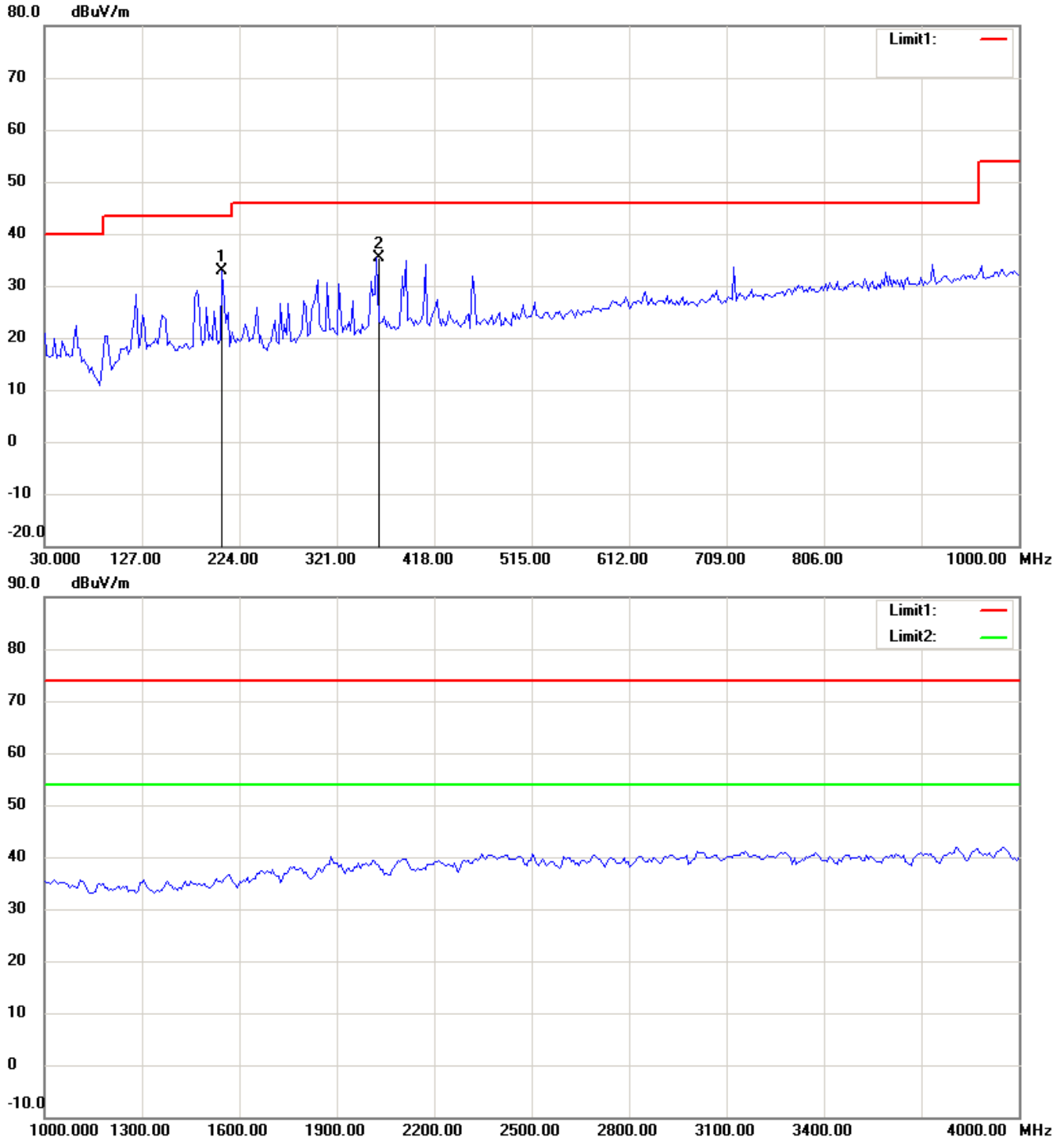
Note:

1. The attached measurement plots are preliminarily pre-scanned with peak detector for determining the final checking frequencies and are for reference only.
2. The some frequencies may exceed the limit line without the specified detectors, but that cannot present the results are failed to the specification of test standard.
3. For corrected test results are listed in the relevant table of radiated test data of this test report.



Registration number: W6M21306-13280-C-1
FCC ID: IR5DK10

TX 802.11g 2412MHz
Antenna Polarization H



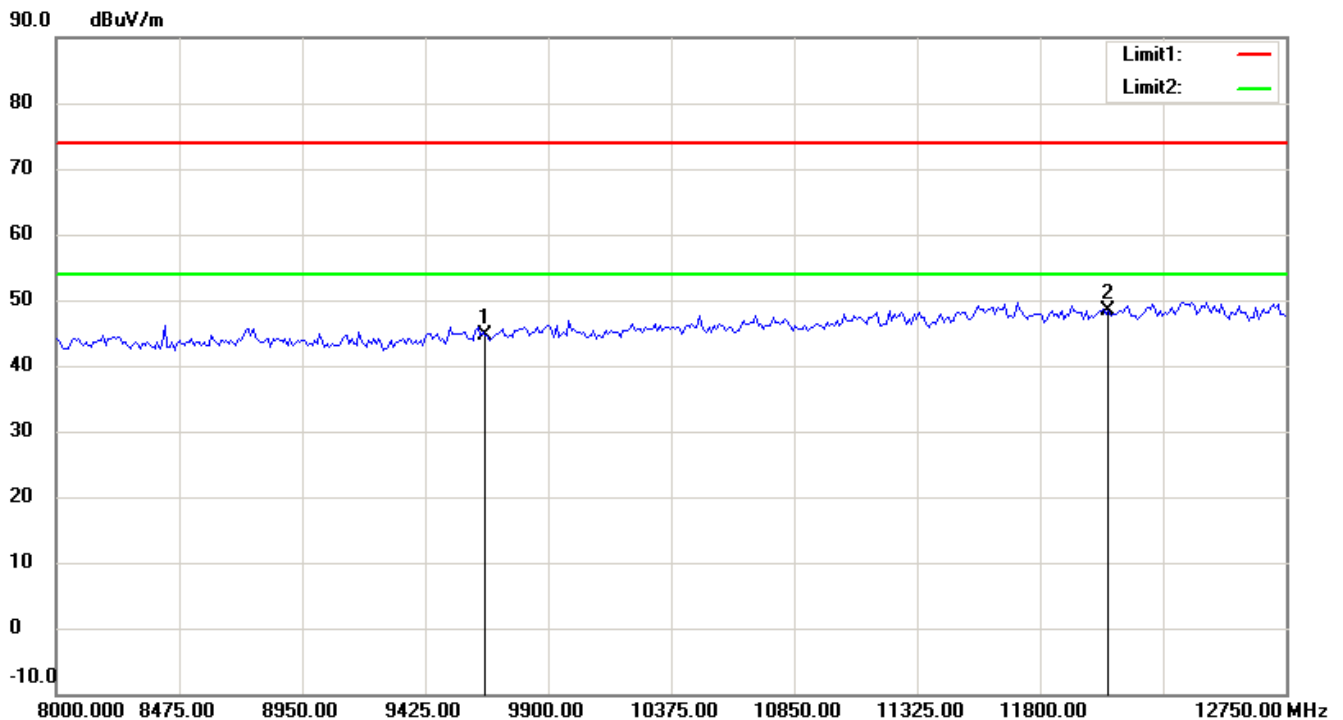
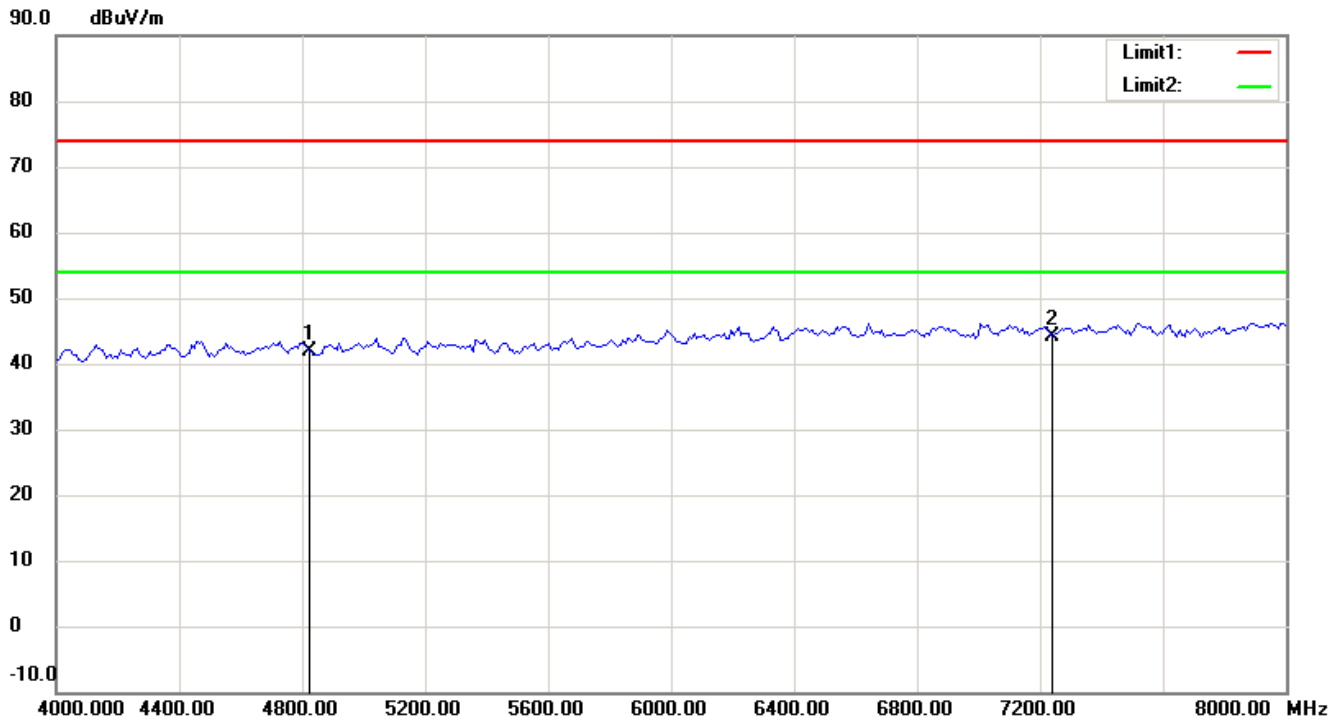
Up Line: Peak Limit Line Down Line: Ave Limit Line

Note:

1. The attached measurement plots are preliminarily pre-scanned with peak detector for determining the final checking frequencies and are for reference only.
2. The some frequencies may exceed the limit line without the specified detectors, but that cannot present the results are failed to the specification of test standard.
3. For corrected test results are listed in the relevant table of radiated test data of this test report.



Registration number: W6M21306-13280-C-1
FCC ID: IR5DK10



Up Line: Peak Limit Line Down Line: Ave Limit Line

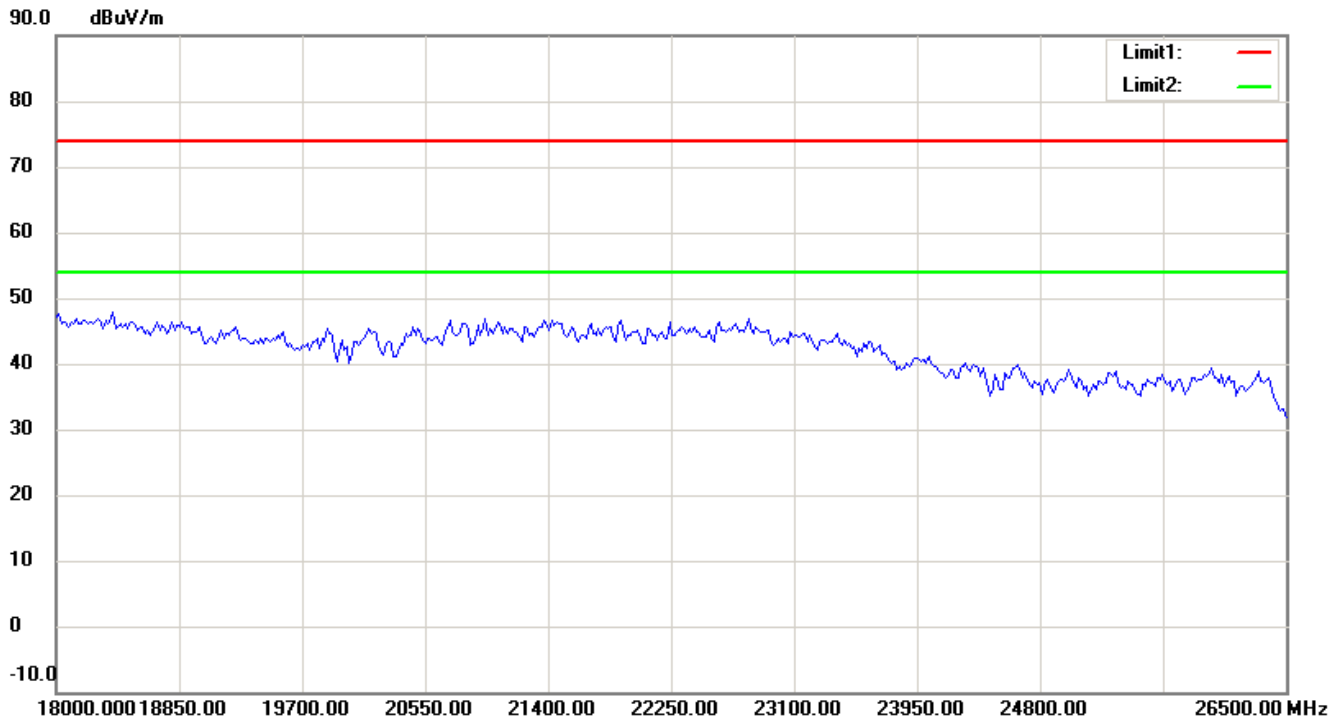
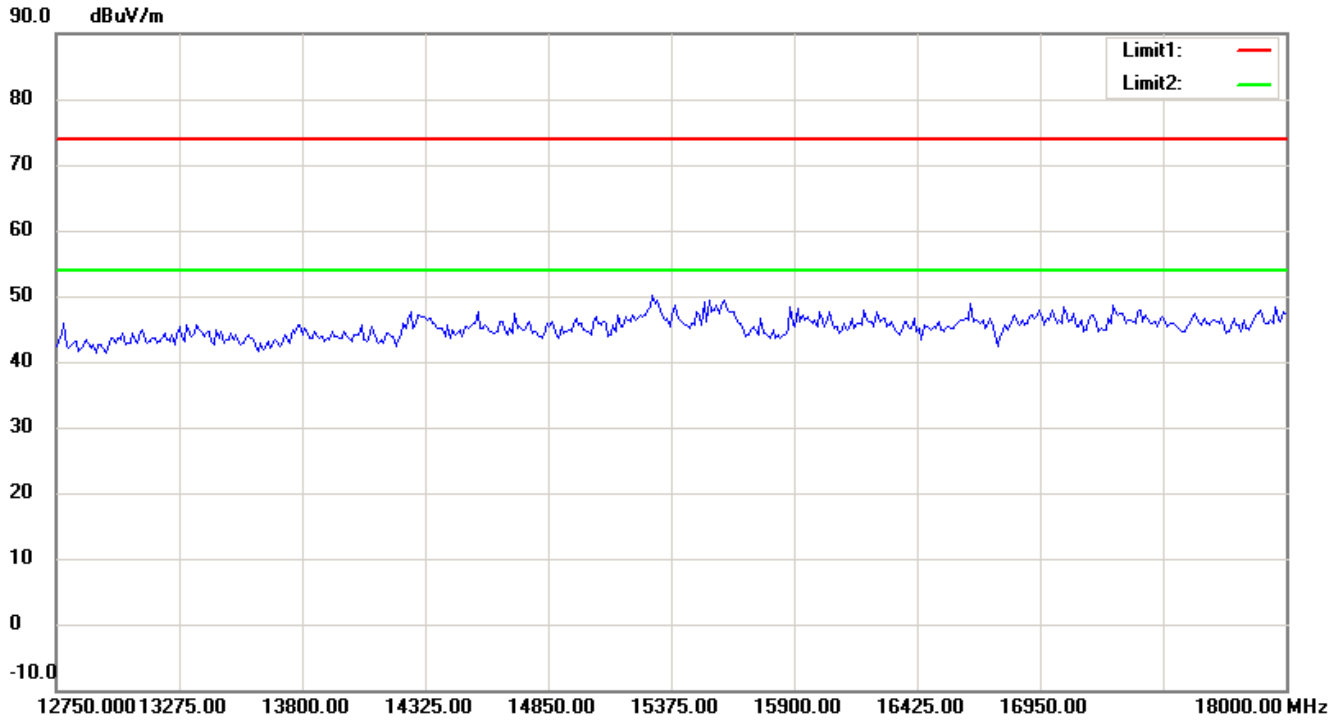
Note:

1. The attached measurement plots are preliminarily pre-scanned with peak detector for determining the final checking frequencies and are for reference only.
2. The some frequencies may exceed the limit line without the specified detectors, but that cannot present the results are failed to the specification of test standard.
3. For corrected test results are listed in the relevant table of radiated test data of this test report.



Worldwide Testing Services(Taiwan) Co., Ltd.

Registration number: W6M21306-13280-C-1
FCC ID: IR5DK10



Up Line: Peak Limit Line Down Line: Ave Limit Line

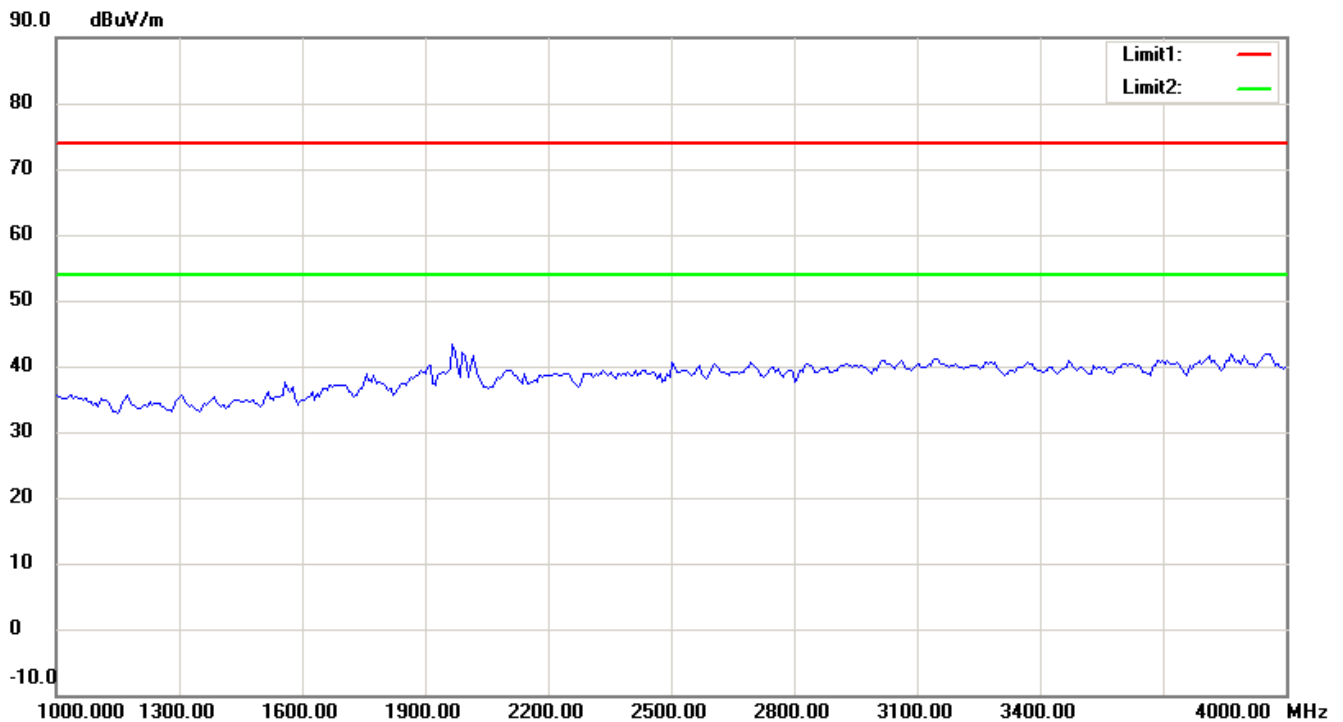
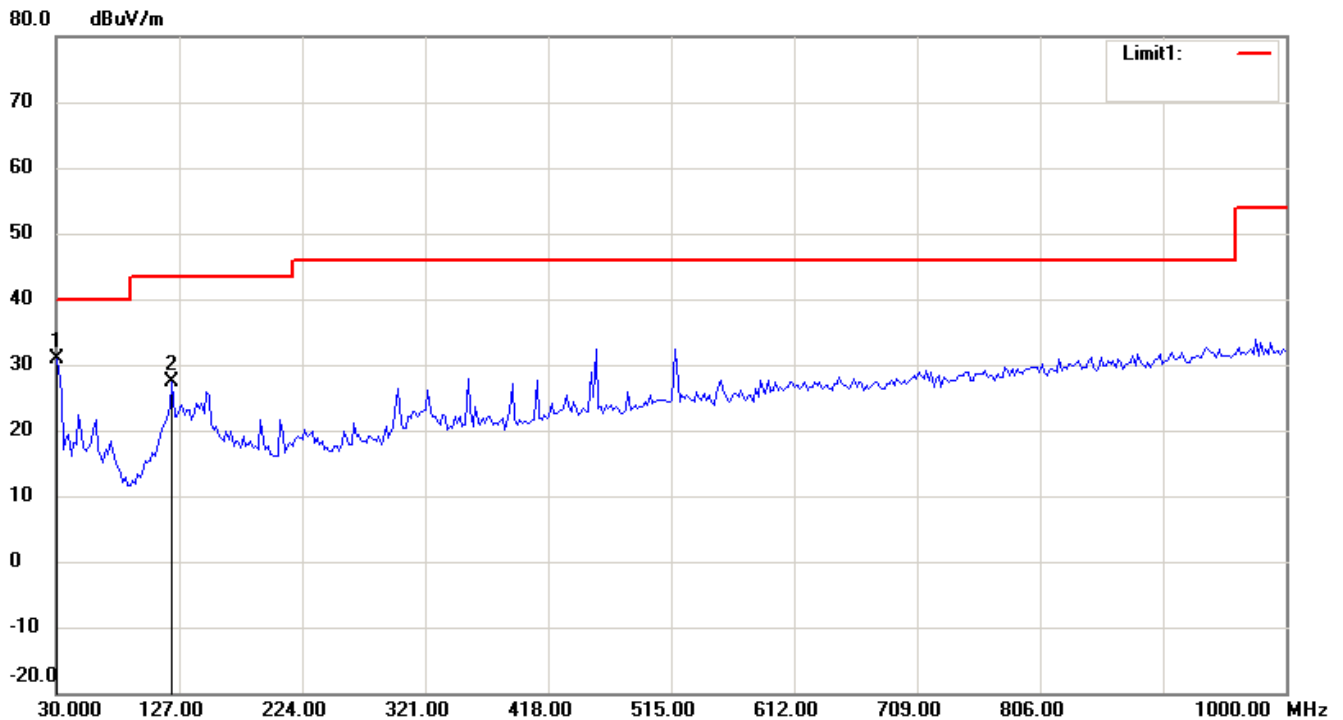
Note:

1. The attached measurement plots are preliminarily pre-scanned with peak detector for determining the final checking frequencies and are for reference only.
2. The some frequencies may exceed the limit line without the specified detectors, but that cannot present the results are failed to the specification of test standard.
3. For corrected test results are listed in the relevant table of radiated test data of this test report.



Registration number: W6M21306-13280-C-1
FCC ID: IR5DK10

Antenna Polarization V



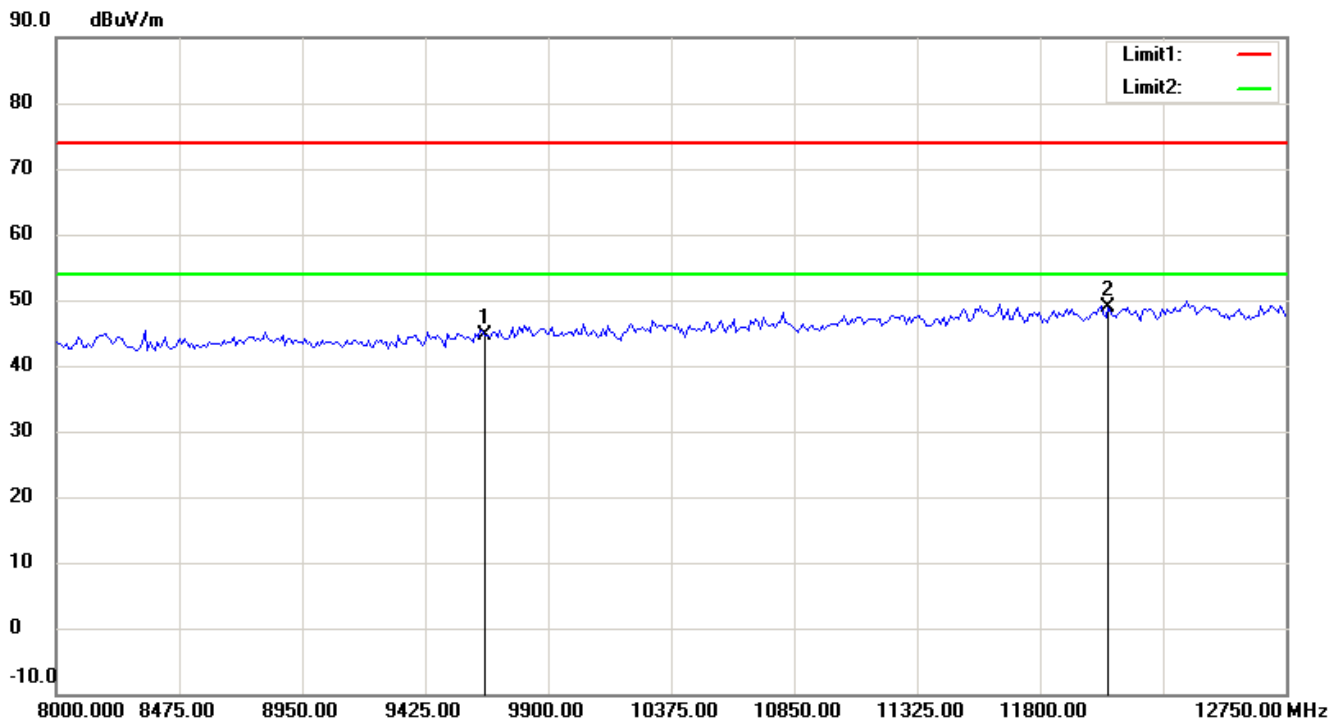
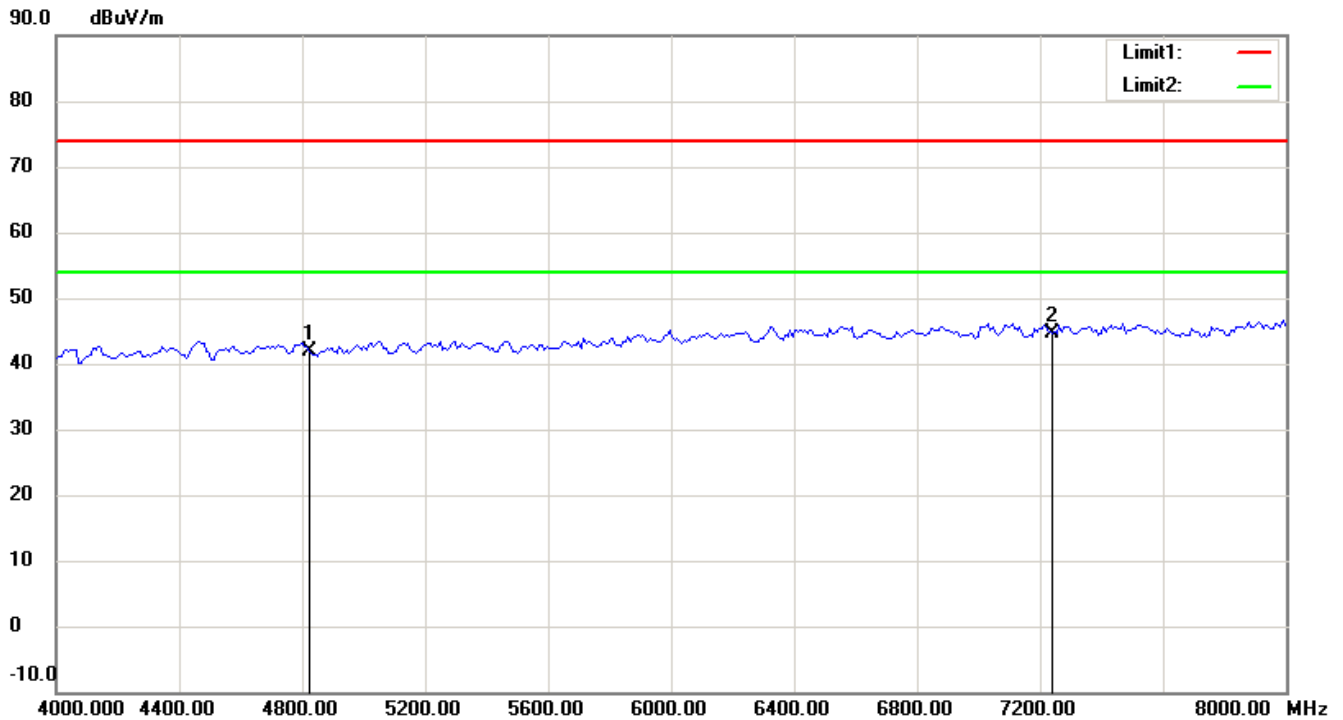
Up Line: Peak Limit Line Down Line: Ave Limit Line

Note:

1. The attached measurement plots are preliminarily pre-scanned with peak detector for determining the final checking frequencies and are for reference only.
2. The some frequencies may exceed the limit line without the specified detectors, but that cannot present the results are failed to the specification of test standard.
3. For corrected test results are listed in the relevant table of radiated test data of this test report.



Registration number: W6M21306-13280-C-1
FCC ID: IR5DK10



Up Line: Peak Limit Line Down Line: Ave Limit Line

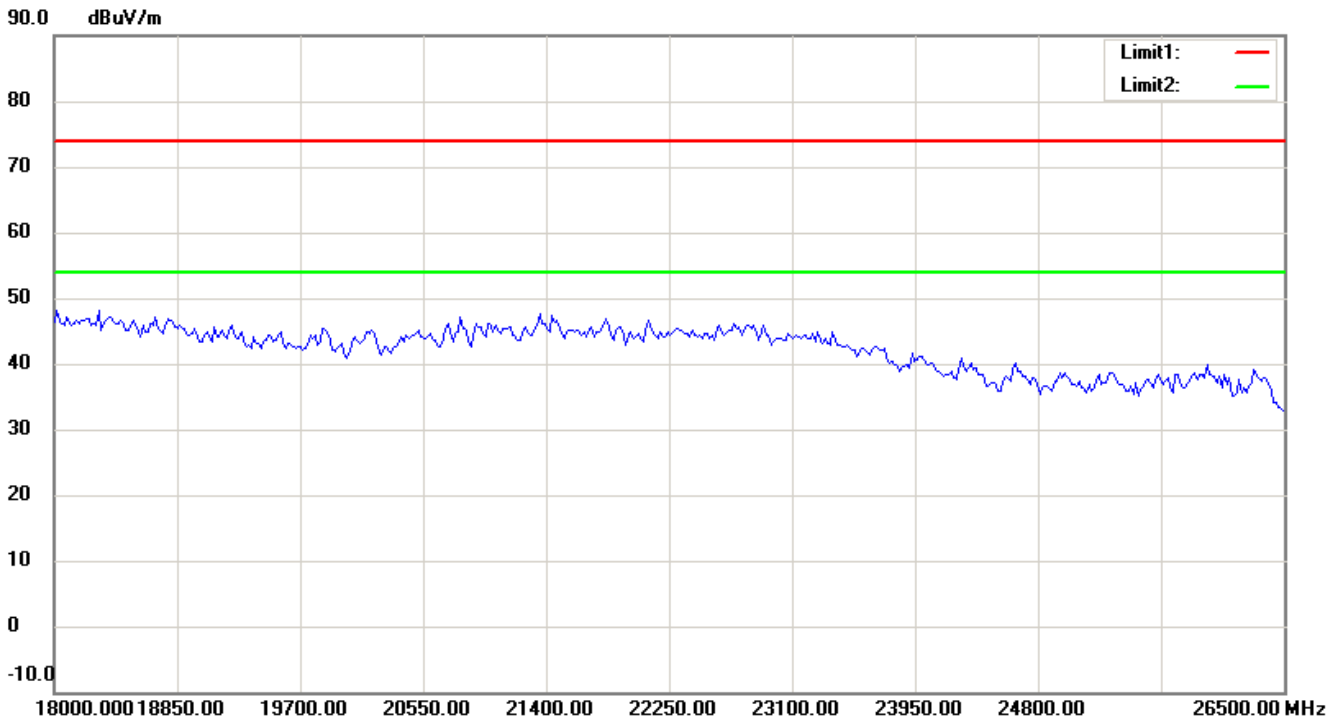
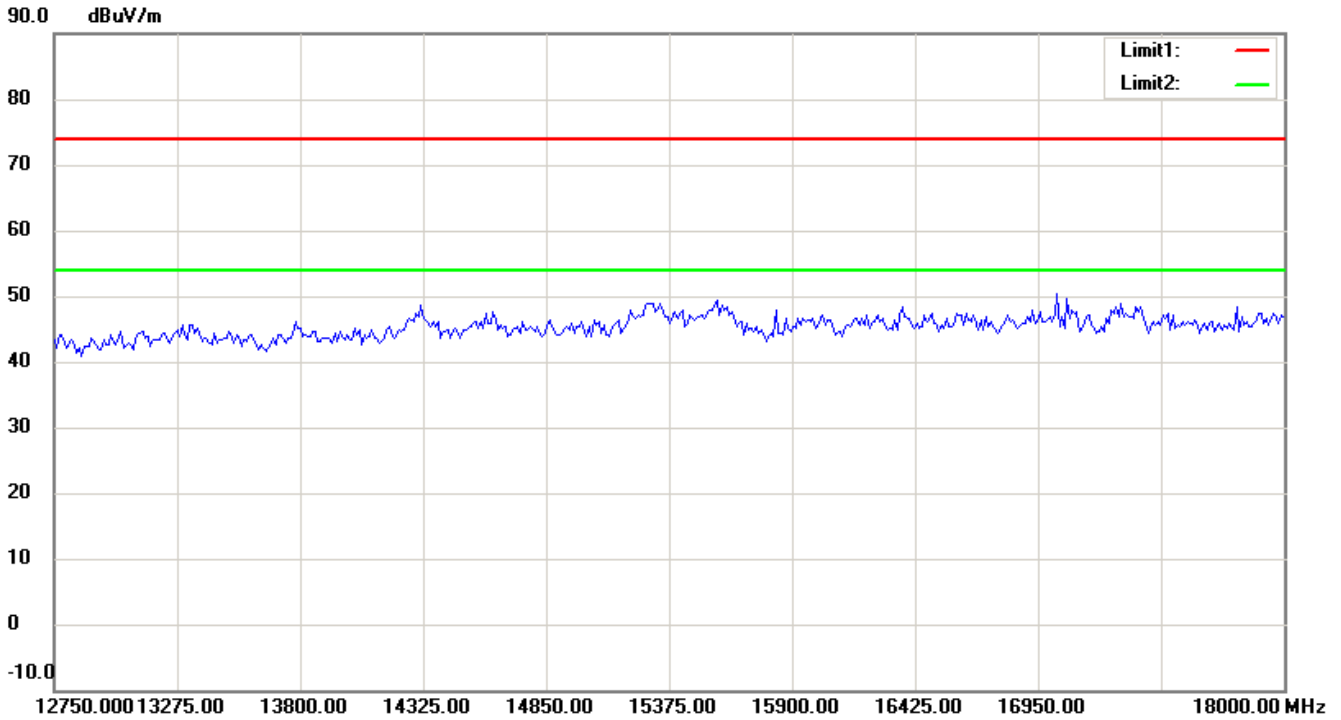
Note:

1. The attached measurement plots are preliminarily pre-scanned with peak detector for determining the final checking frequencies and are for reference only.
2. The some frequencies may exceed the limit line without the specified detectors, but that cannot present the results are failed to the specification of test standard.
3. For corrected test results are listed in the relevant table of radiated test data of this test report.



Worldwide Testing Services(Taiwan) Co., Ltd.

Registration number: W6M21306-13280-C-1
FCC ID: IR5DK10



Up Line: Peak Limit Line Down Line: Ave Limit Line

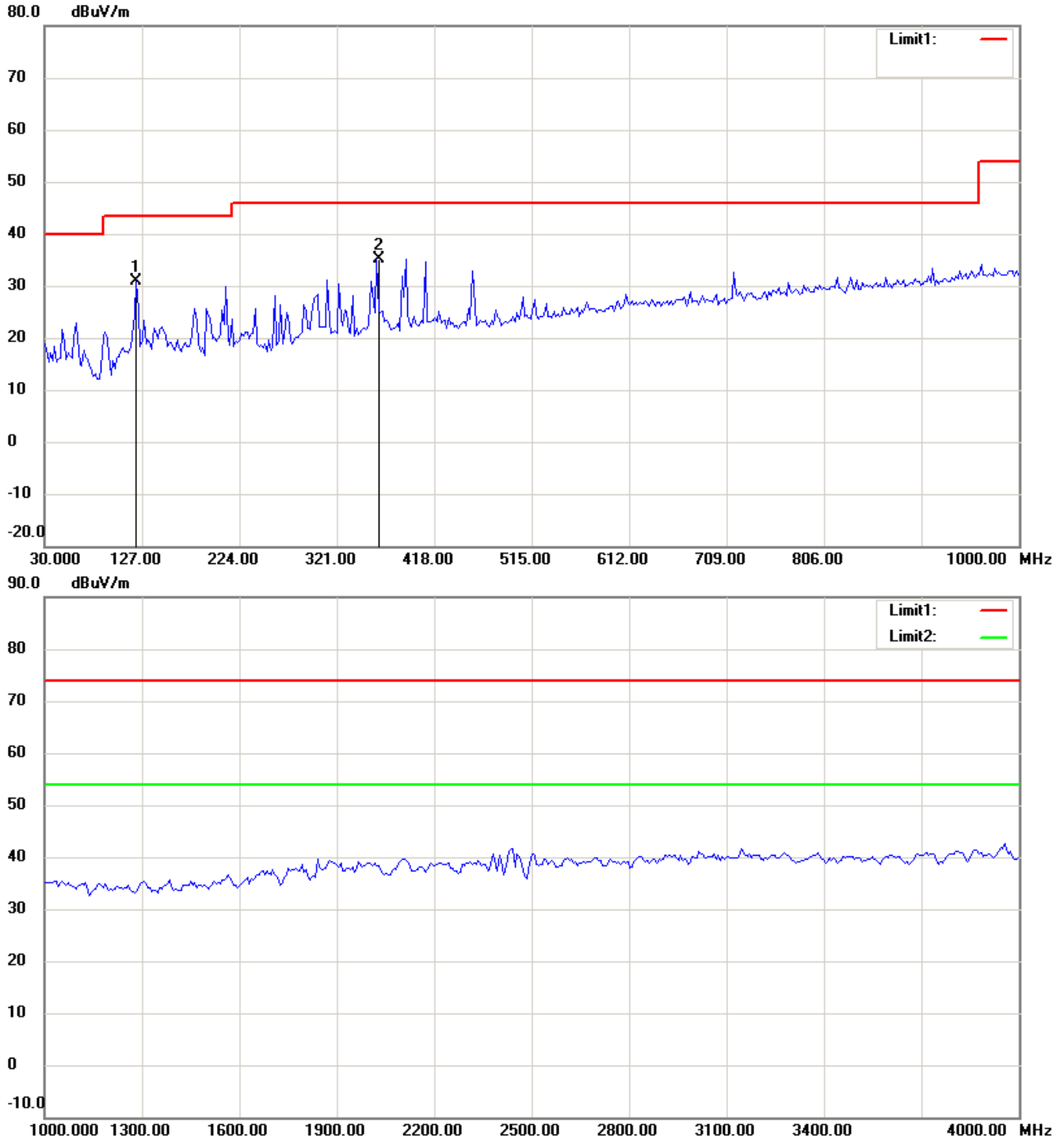
Note:

1. The attached measurement plots are preliminarily pre-scanned with peak detector for determining the final checking frequencies and are for reference only.
2. The some frequencies may exceed the limit line without the specified detectors, but that cannot present the results are failed to the specification of test standard.
3. For corrected test results are listed in the relevant table of radiated test data of this test report.



Registration number: W6M21306-13280-C-1
FCC ID: IR5DK10

TX 802.11g 2437MHz
Antenna Polarization H



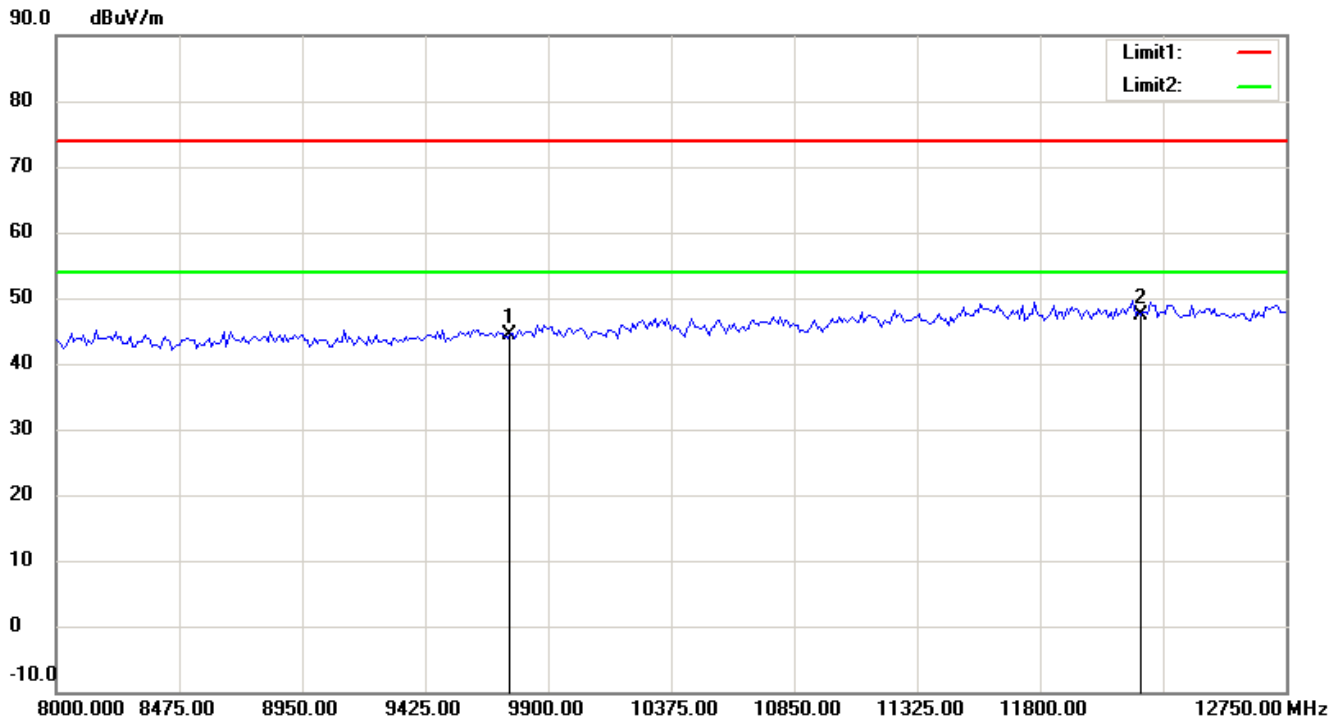
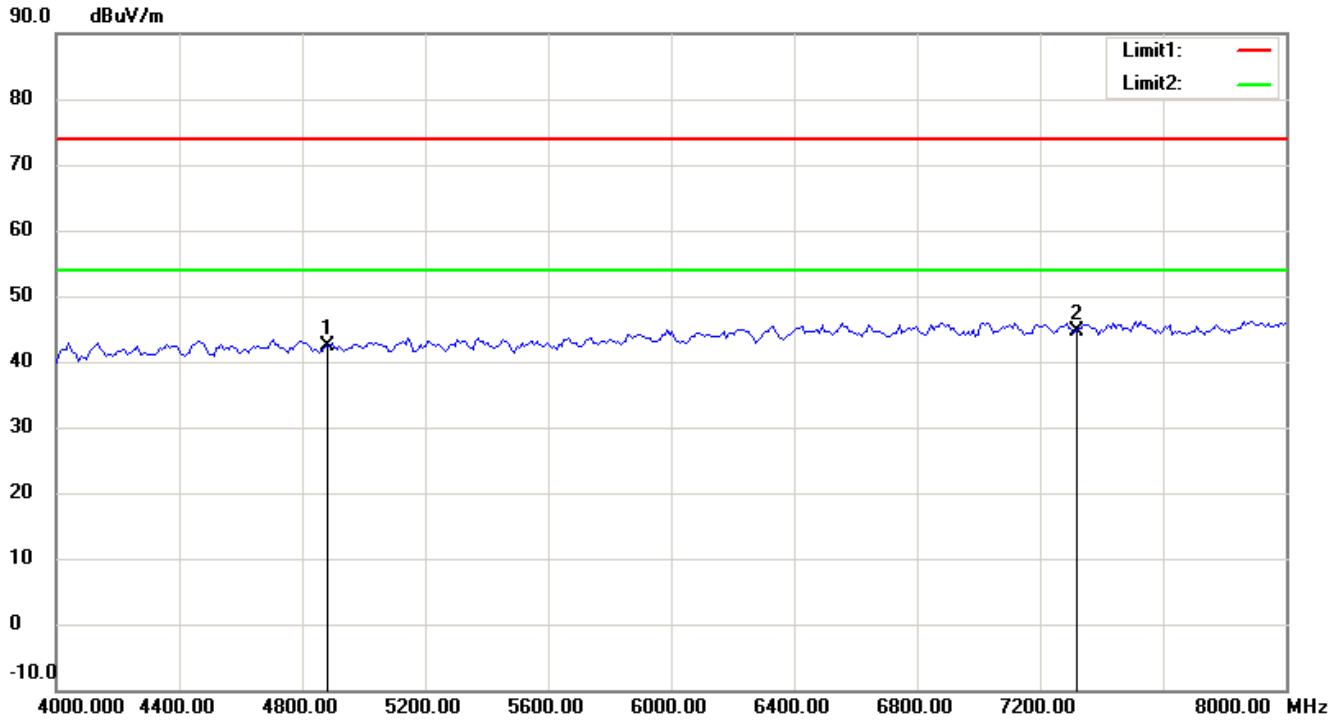
Up Line: Peak Limit Line Down Line: Ave Limit Line

Note:

1. The attached measurement plots are preliminarily pre-scanned with peak detector for determining the final checking frequencies and are for reference only.
2. The some frequencies may exceed the limit line without the specified detectors, but that cannot present the results are failed to the specification of test standard.
3. For corrected test results are listed in the relevant table of radiated test data of this test report.




Registration number: W6M21306-13280-C-1
FCC ID: IR5DK10



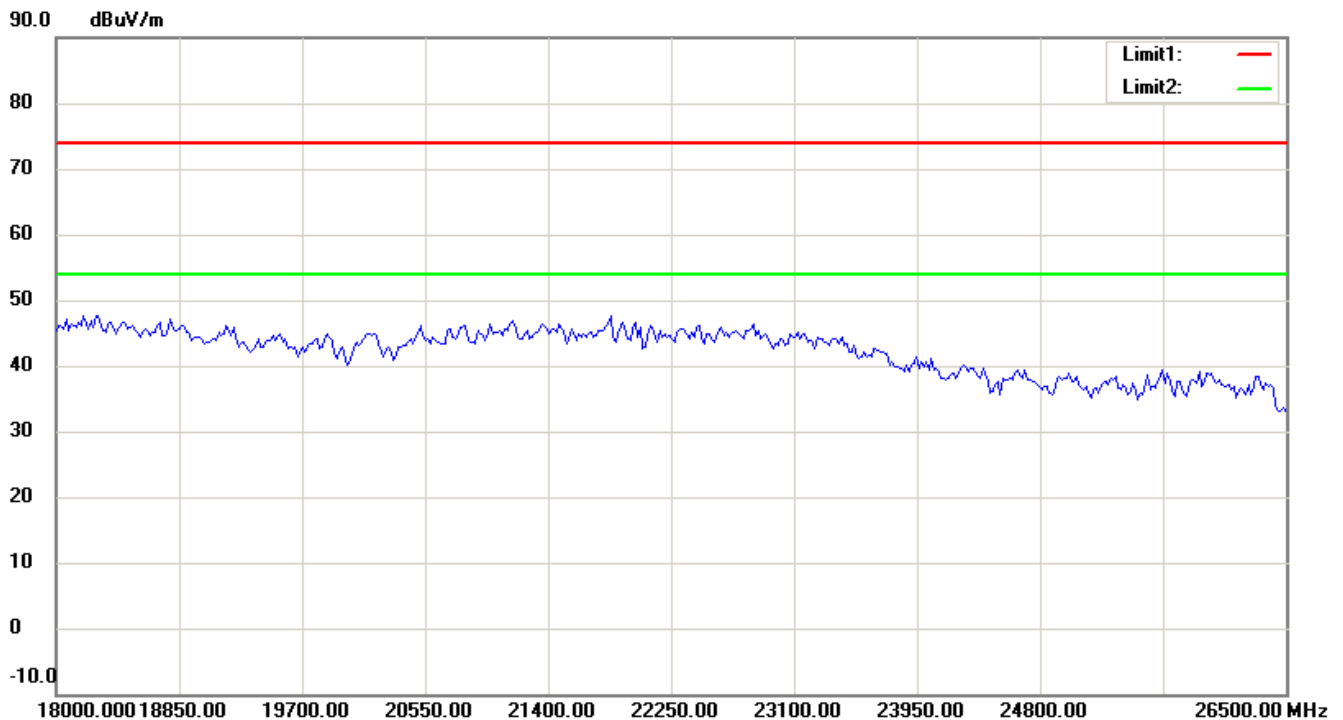
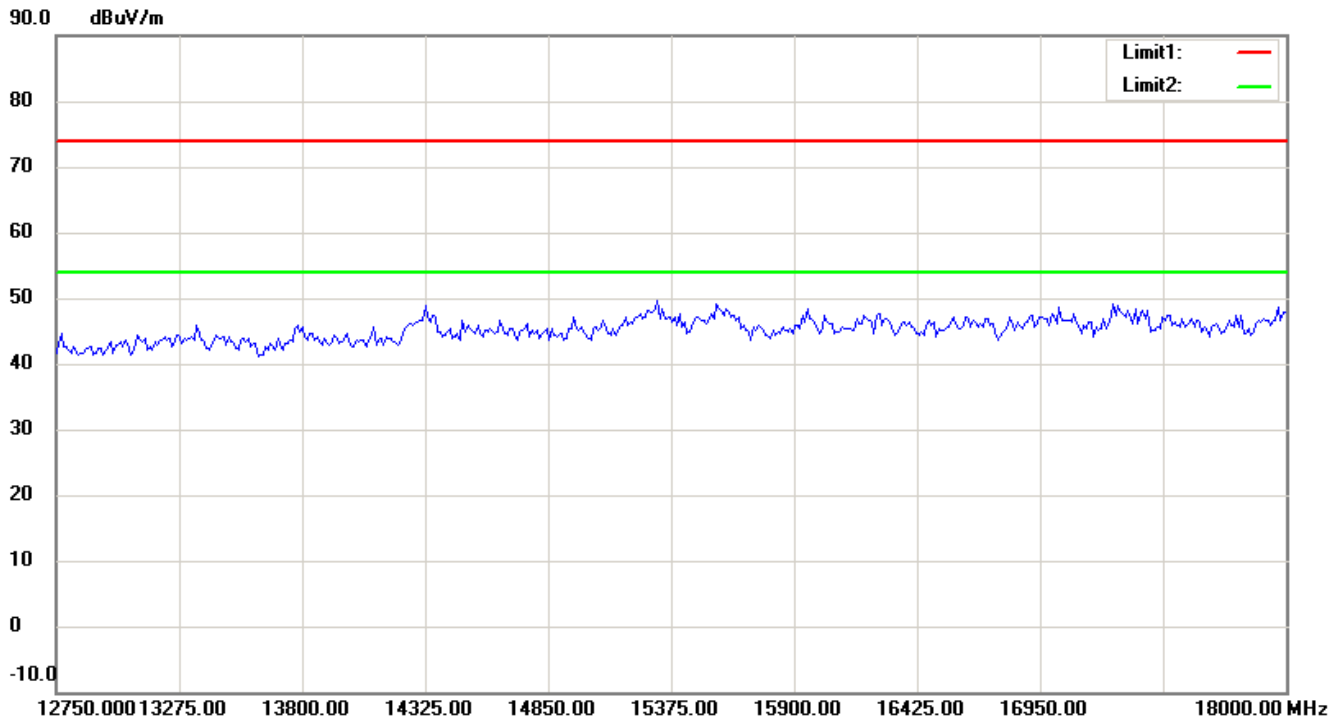
Up Line: Peak Limit Line Down Line: Ave Limit Line

Note:

1. The attached measurement plots are preliminarily pre-scanned with peak detector for determining the final checking frequencies and are for reference only.
2. The some frequencies may exceed the limit line without the specified detectors, but that cannot present the results are failed to the specification of test standard.
3. For corrected test results are listed in the relevant table of radiated test data of this test report.



Registration number: W6M21306-13280-C-1
FCC ID: IR5DK10



Up Line: Peak Limit Line Down Line: Ave Limit Line

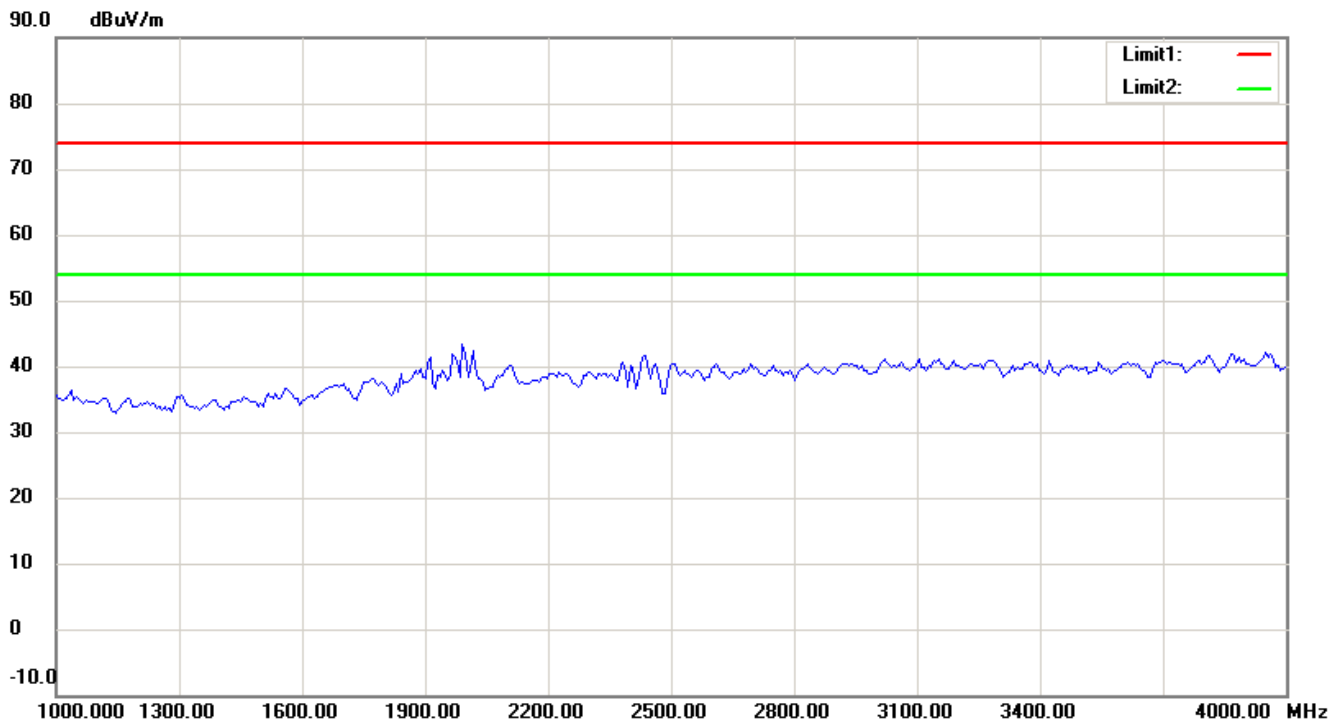
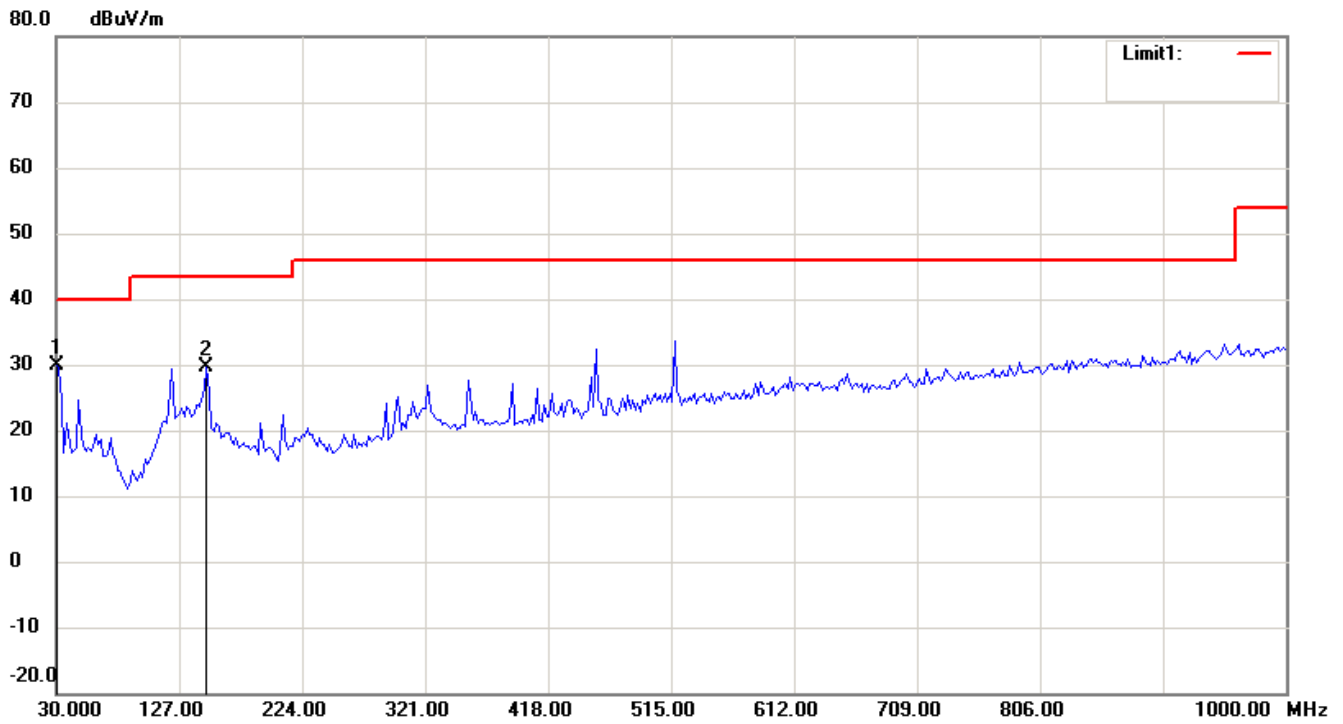
Note:

1. The attached measurement plots are preliminarily pre-scanned with peak detector for determining the final checking frequencies and are for reference only.
2. The some frequencies may exceed the limit line without the specified detectors, but that cannot present the results are failed to the specification of test standard.
3. For corrected test results are listed in the relevant table of radiated test data of this test report.



Registration number: W6M21306-13280-C-1
FCC ID: IR5DK10

Antenna Polarization V



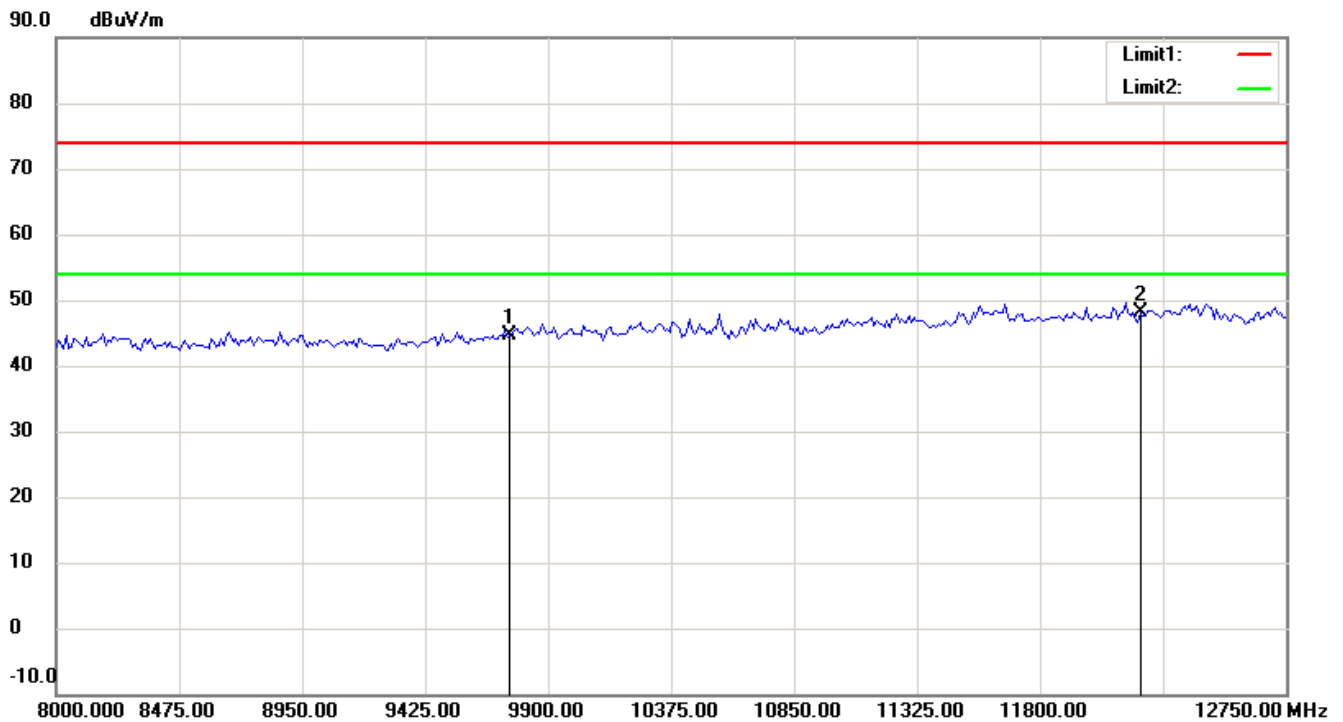
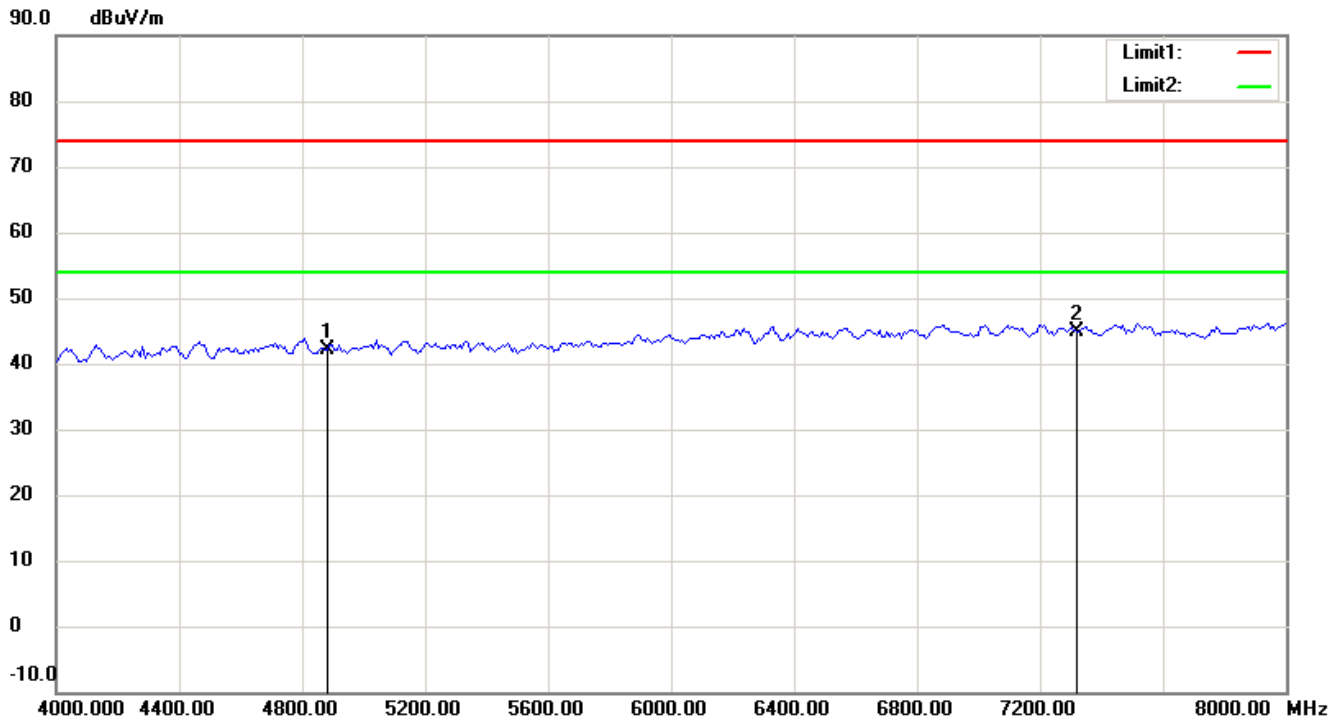
Up Line: Peak Limit Line Down Line: Ave Limit Line

Note:

1. The attached measurement plots are preliminarily pre-scanned with peak detector for determining the final checking frequencies and are for reference only.
2. The some frequencies may exceed the limit line without the specified detectors, but that cannot present the results are failed to the specification of test standard.
3. For corrected test results are listed in the relevant table of radiated test data of this test report.



Registration number: W6M21306-13280-C-1
FCC ID: IR5DK10



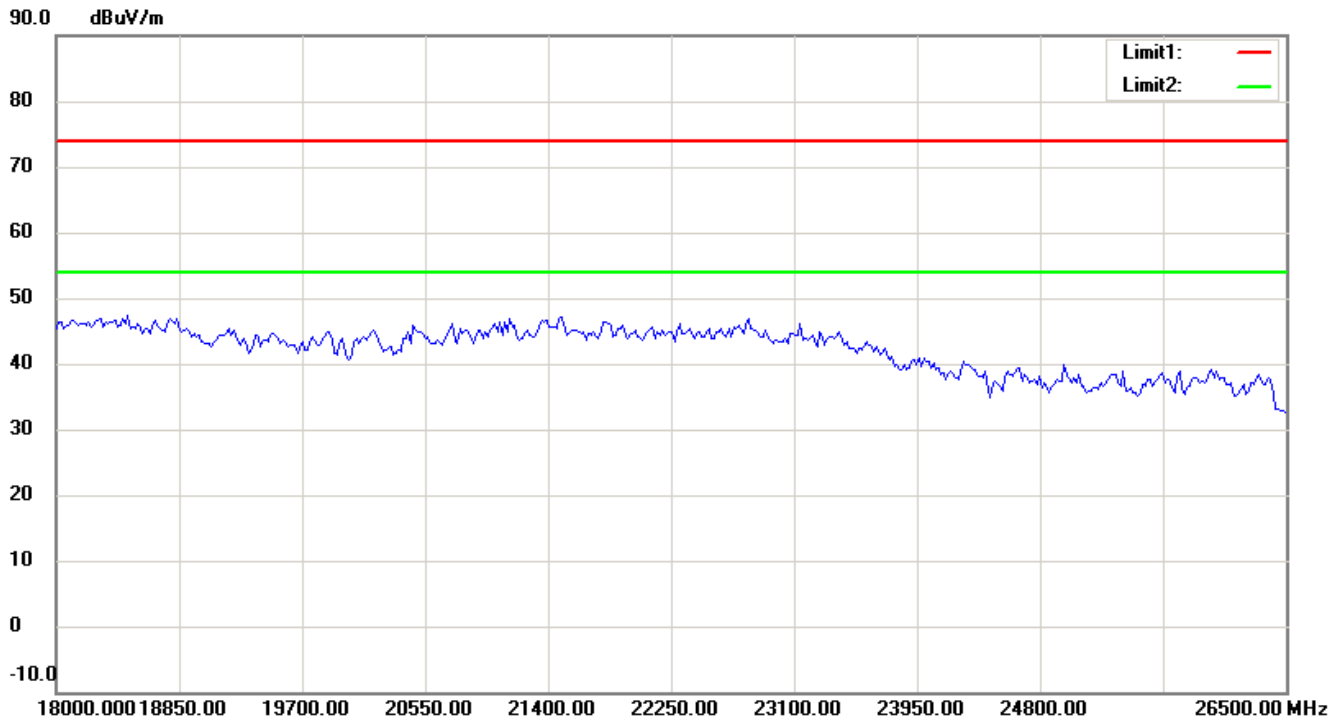
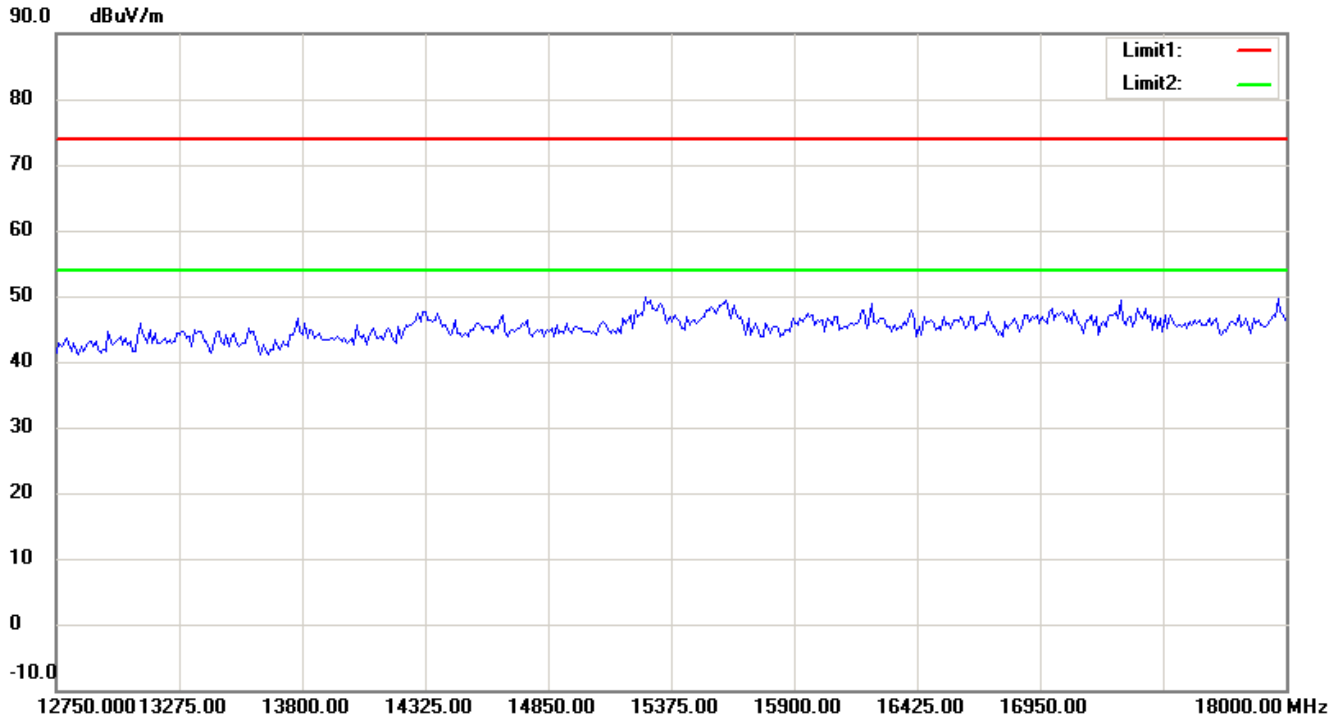
Up Line: Peak Limit Line Down Line: Ave Limit Line

Note:

1. The attached measurement plots are preliminarily pre-scanned with peak detector for determining the final checking frequencies and are for reference only.
2. The some frequencies may exceed the limit line without the specified detectors, but that cannot present the results are failed to the specification of test standard.
3. For corrected test results are listed in the relevant table of radiated test data of this test report.



Registration number: W6M21306-13280-C-1
FCC ID: IR5DK10



Up Line: Peak Limit Line Down Line: Ave Limit Line

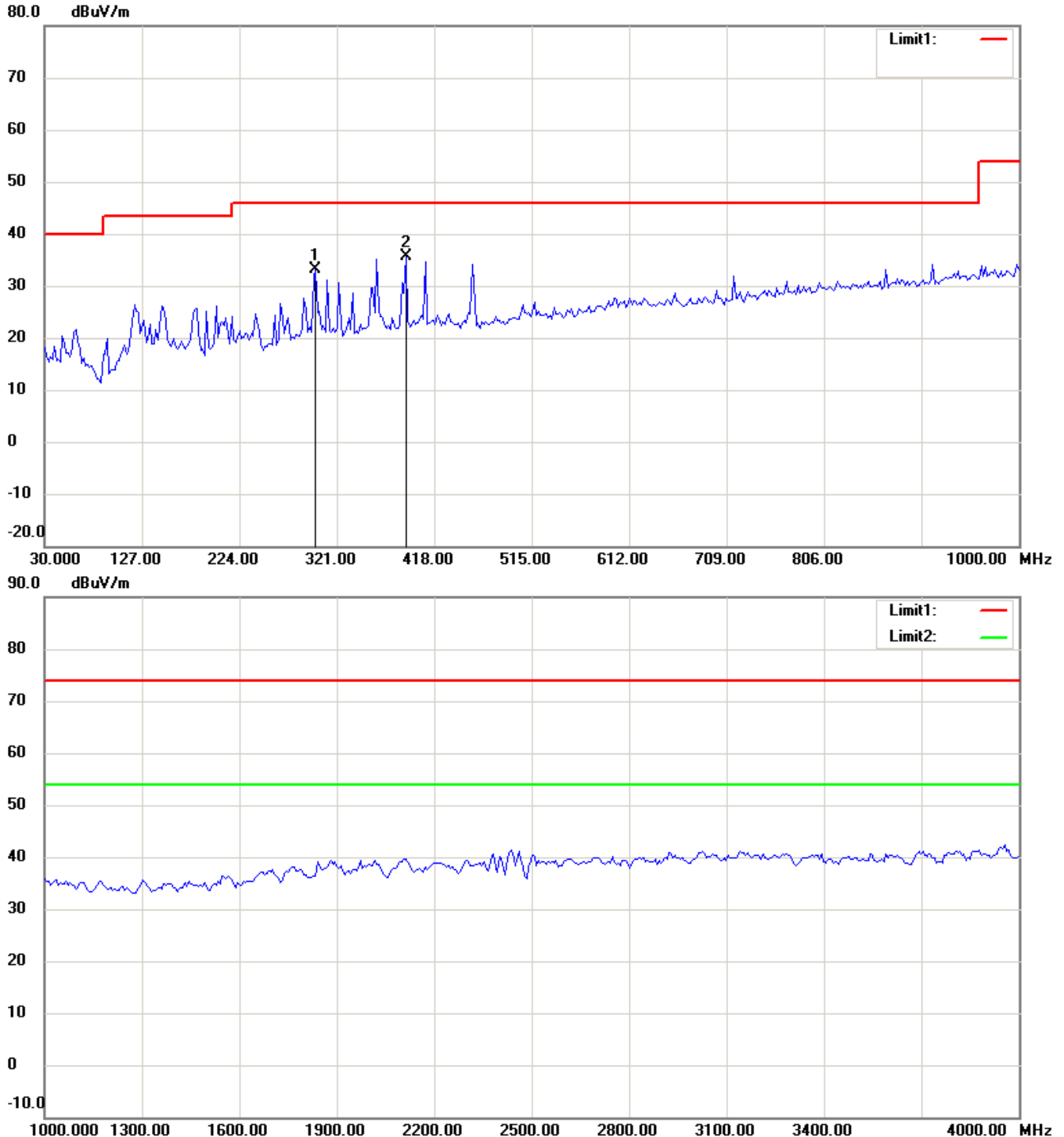
Note:

1. The attached measurement plots are preliminarily pre-scanned with peak detector for determining the final checking frequencies and are for reference only.
2. The some frequencies may exceed the limit line without the specified detectors, but that cannot present the results are failed to the specification of test standard.
3. For corrected test results are listed in the relevant table of radiated test data of this test report.



Registration number: W6M21306-13280-C-1
FCC ID: IR5DK10

TX 802.11g 2462MHz
Antenna Polarization H



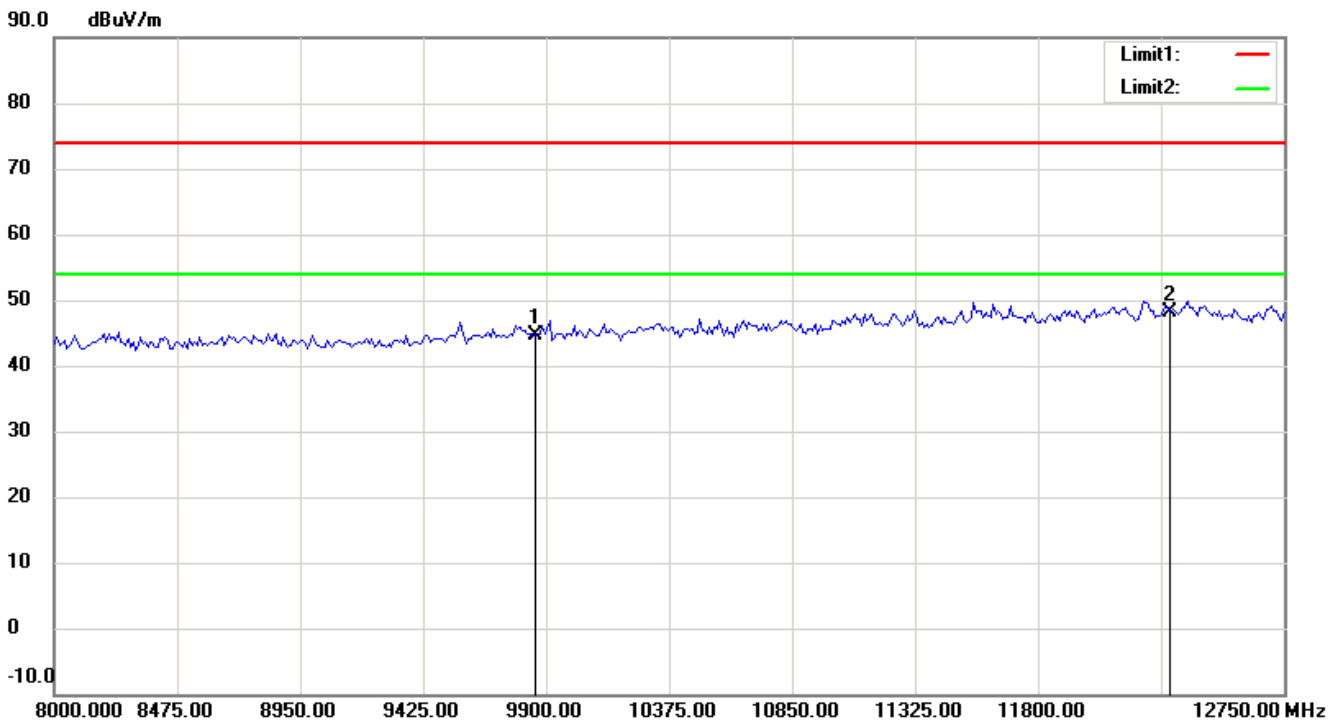
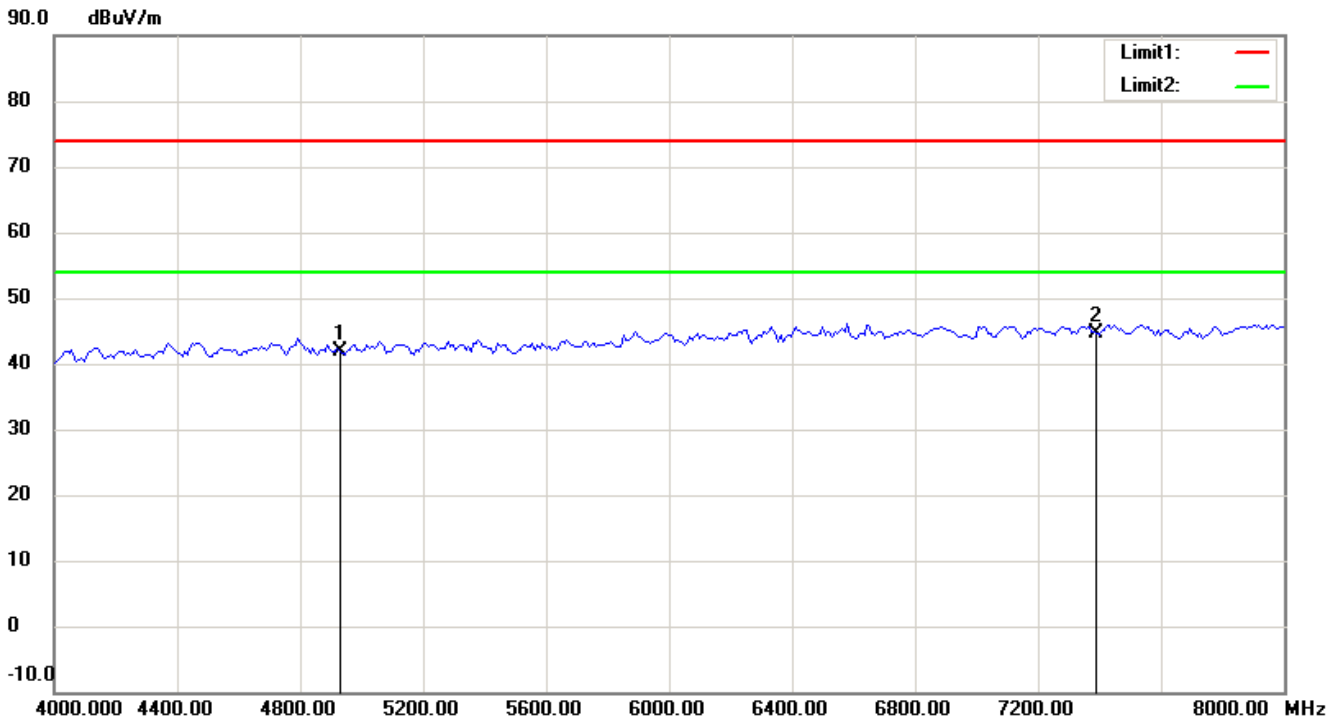
Up Line: Peak Limit Line Down Line: Ave Limit Line

Note:

1. The attached measurement plots are preliminarily pre-scanned with peak detector for determining the final checking frequencies and are for reference only.
2. The some frequencies may exceed the limit line without the specified detectors, but that cannot present the results are failed to the specification of test standard.
3. For corrected test results are listed in the relevant table of radiated test data of this test report.



Registration number: W6M21306-13280-C-1
FCC ID: IR5DK10



Up Line: Peak Limit Line Down Line: Ave Limit Line

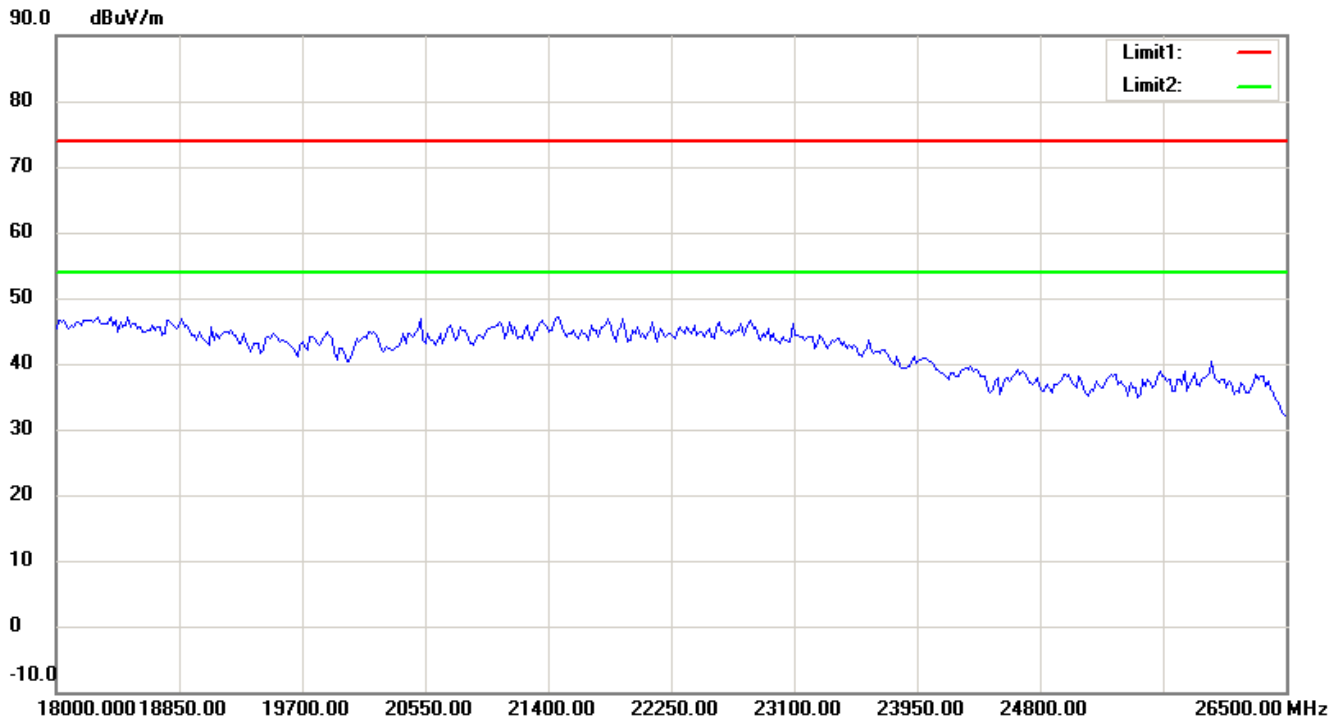
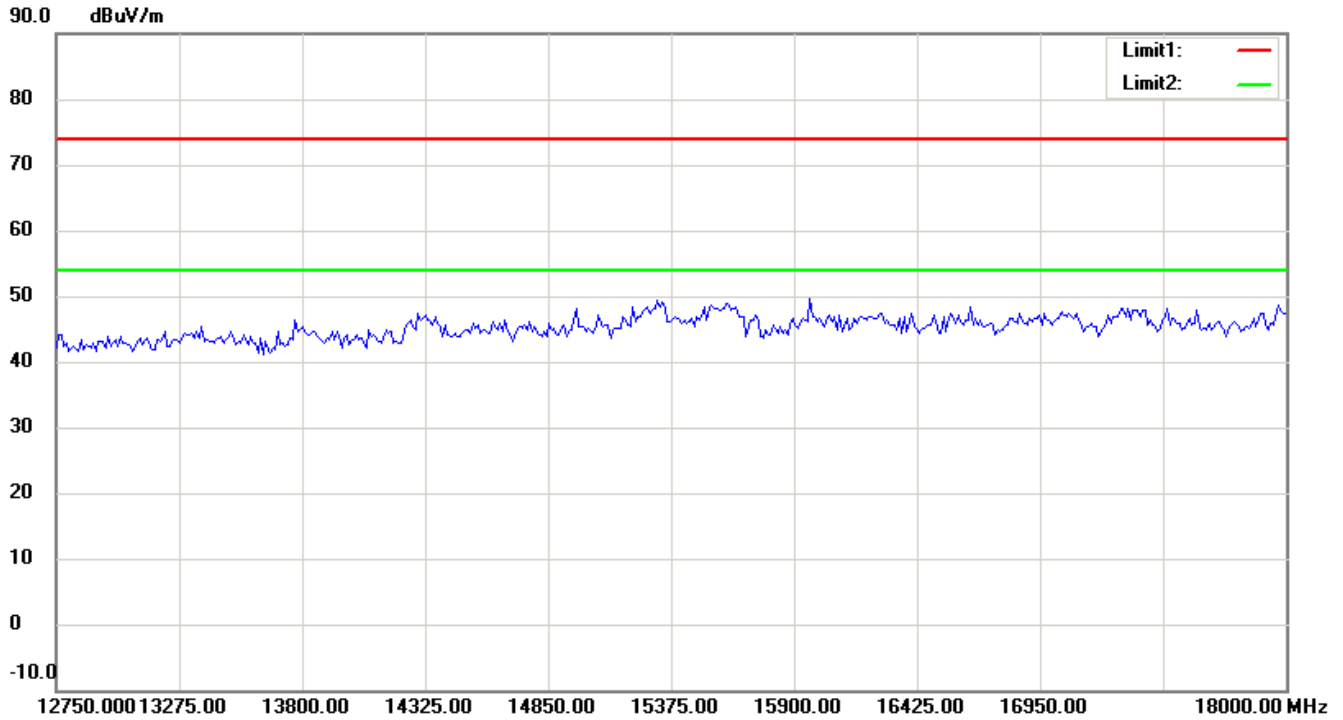
Note:

1. The attached measurement plots are preliminarily pre-scanned with peak detector for determining the final checking frequencies and are for reference only.
2. The some frequencies may exceed the limit line without the specified detectors, but that cannot present the results are failed to the specification of test standard.
3. For corrected test results are listed in the relevant table of radiated test data of this test report.



Worldwide Testing Services(Taiwan) Co., Ltd.


Registration number: W6M21306-13280-C-1
FCC ID: IR5DK10



Up Line: Peak Limit Line Down Line: Ave Limit Line

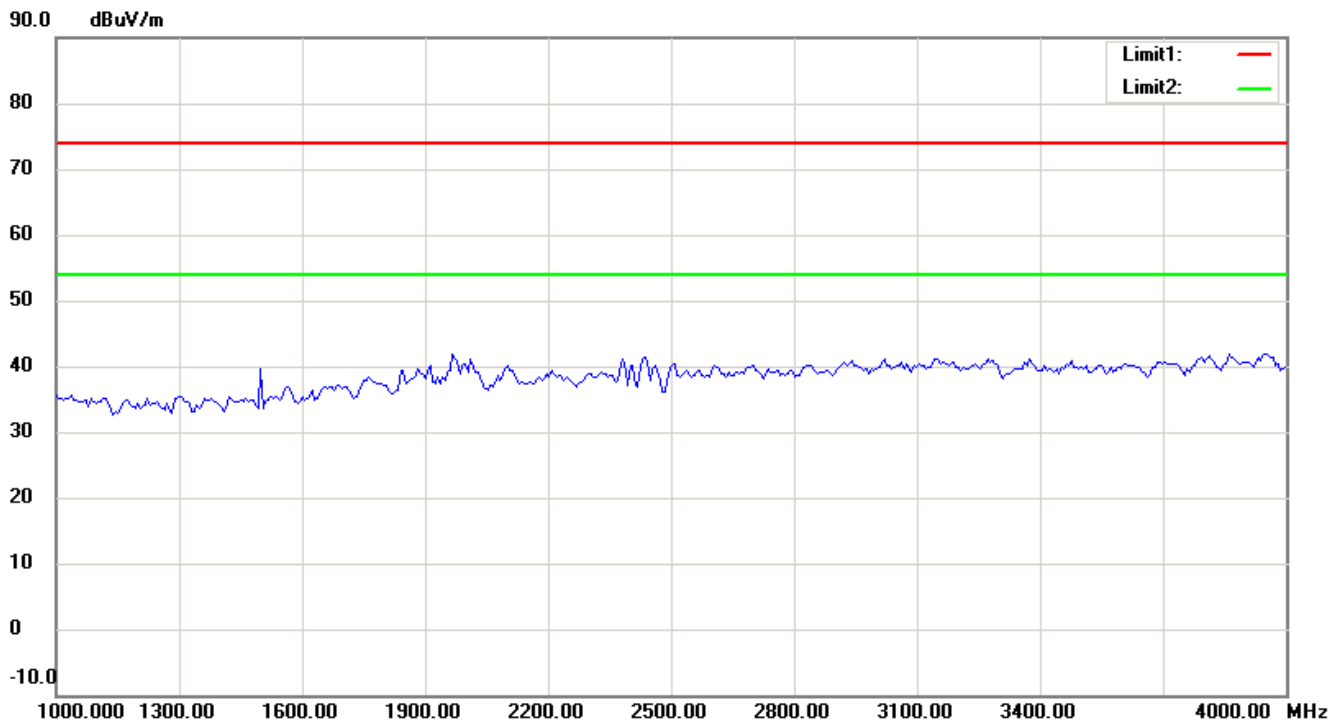
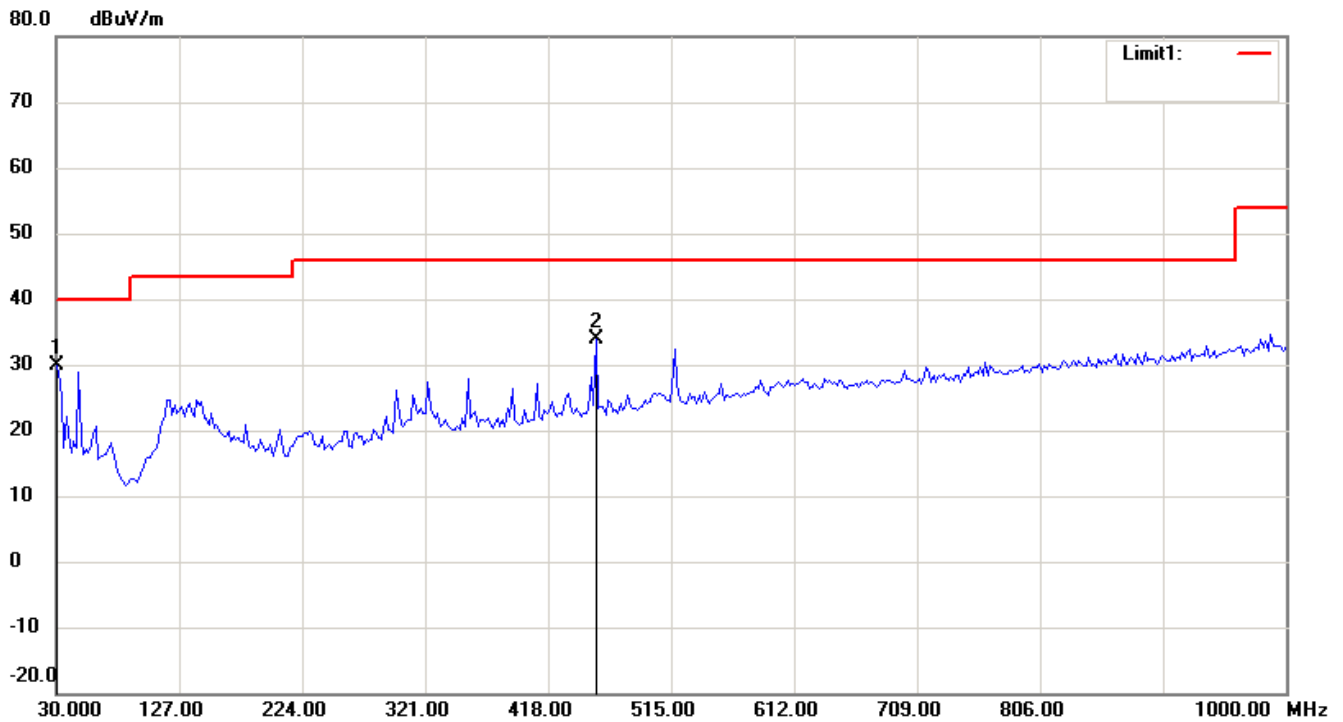
Note:

1. The attached measurement plots are preliminarily pre-scanned with peak detector for determining the final checking frequencies and are for reference only.
2. The some frequencies may exceed the limit line without the specified detectors, but that cannot present the results are failed to the specification of test standard.
3. For corrected test results are listed in the relevant table of radiated test data of this test report.



Registration number: W6M21306-13280-C-1
FCC ID: IR5DK10

Antenna Polarization V



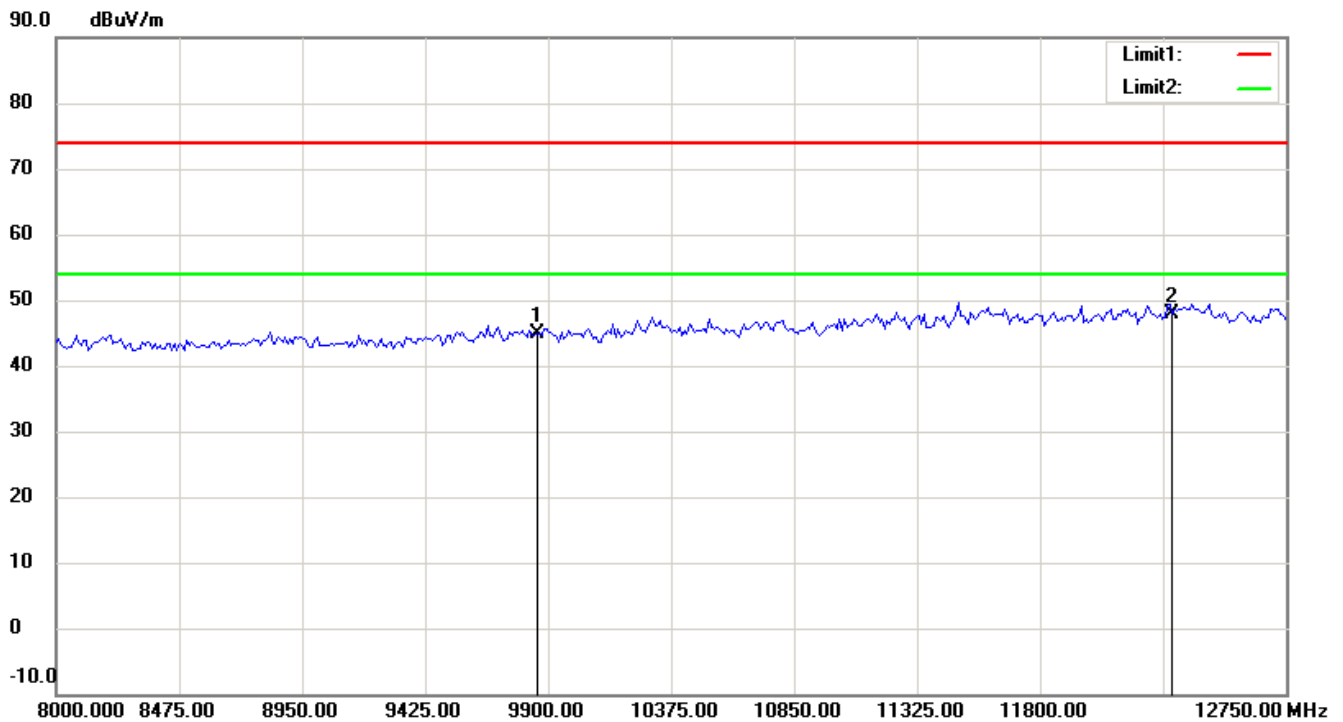
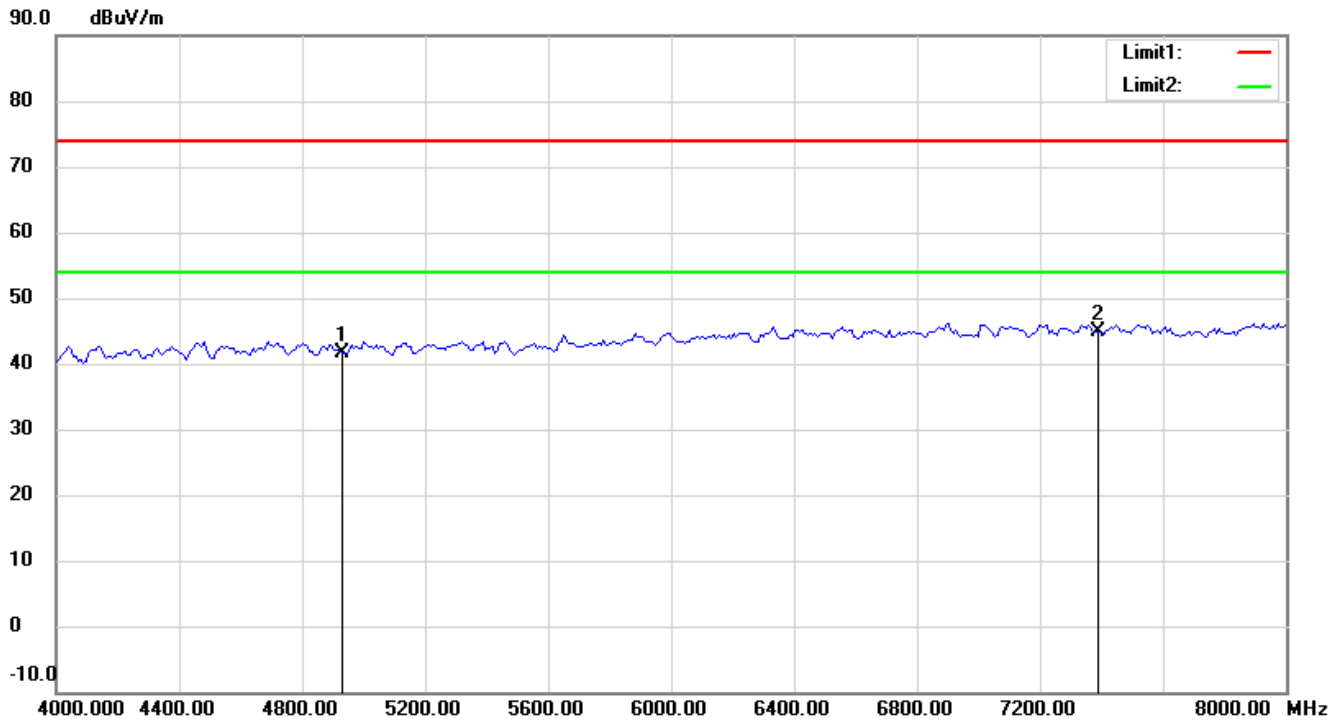
Up Line: Peak Limit Line Down Line: Ave Limit Line

Note:

1. The attached measurement plots are preliminarily pre-scanned with peak detector for determining the final checking frequencies and are for reference only.
2. The some frequencies may exceed the limit line without the specified detectors, but that cannot present the results are failed to the specification of test standard.
3. For corrected test results are listed in the relevant table of radiated test data of this test report.



Registration number: W6M21306-13280-C-1
FCC ID: IR5DK10



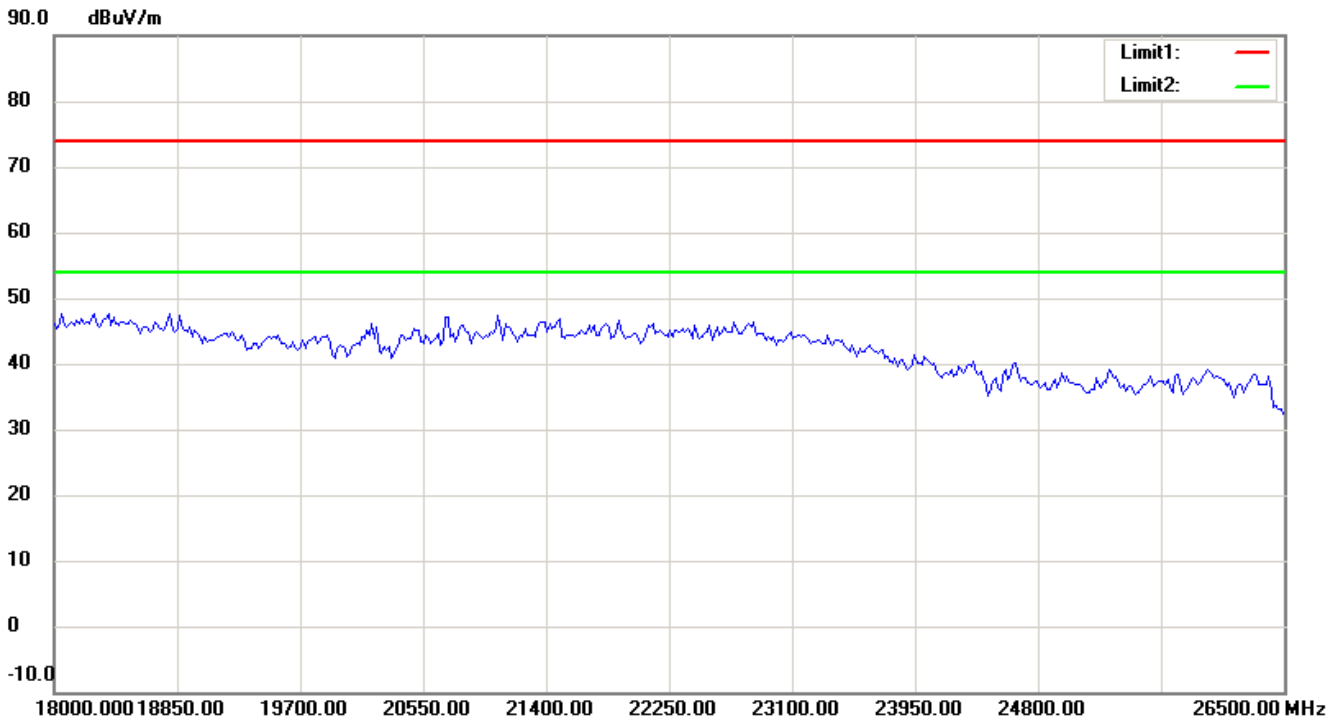
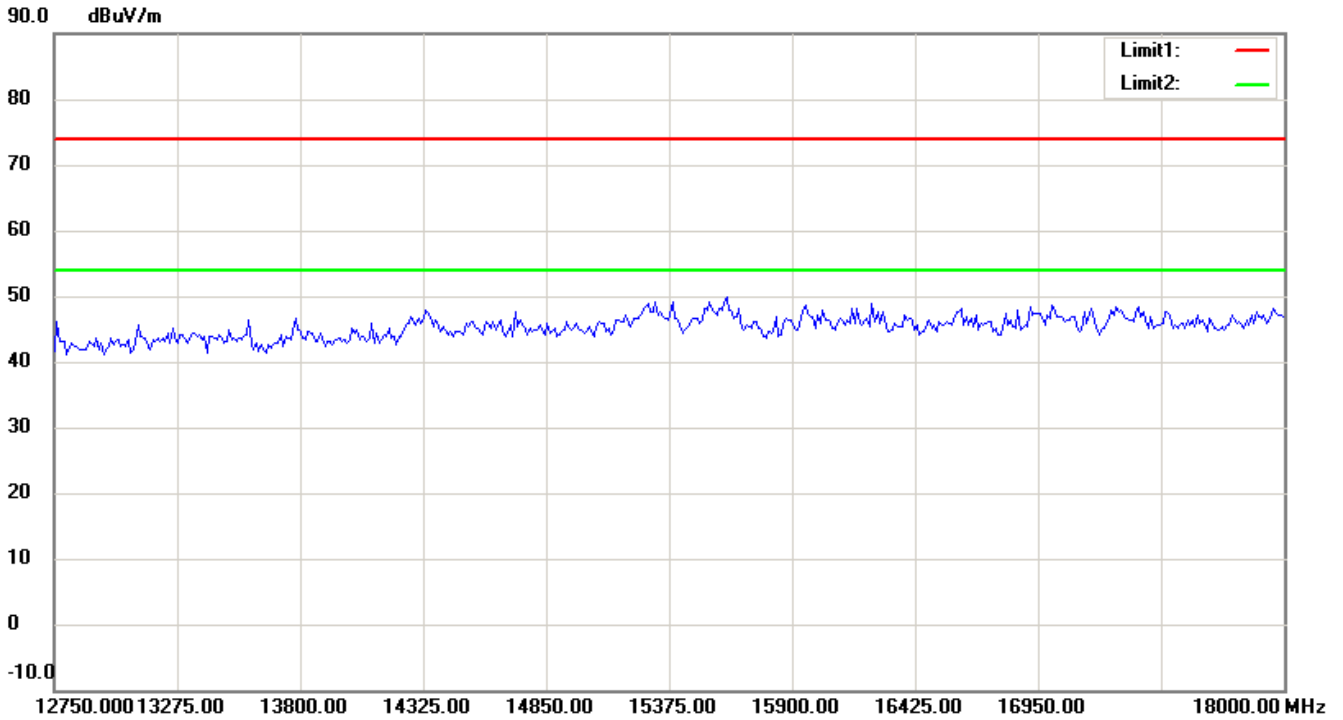
Up Line: Peak Limit Line Down Line: Ave Limit Line

Note:

1. The attached measurement plots are preliminarily pre-scanned with peak detector for determining the final checking frequencies and are for reference only.
2. The some frequencies may exceed the limit line without the specified detectors, but that cannot present the results are failed to the specification of test standard.
3. For corrected test results are listed in the relevant table of radiated test data of this test report.



Registration number: W6M21306-13280-C-1
FCC ID: IR5DK10



Up Line: Peak Limit Line Down Line: Ave Limit Line

Note:

1. The attached measurement plots are preliminarily pre-scanned with peak detector for determining the final checking frequencies and are for reference only.
2. The some frequencies may exceed the limit line without the specified detectors, but that cannot present the results are failed to the specification of test standard.
3. For corrected test results are listed in the relevant table of radiated test data of this test report.



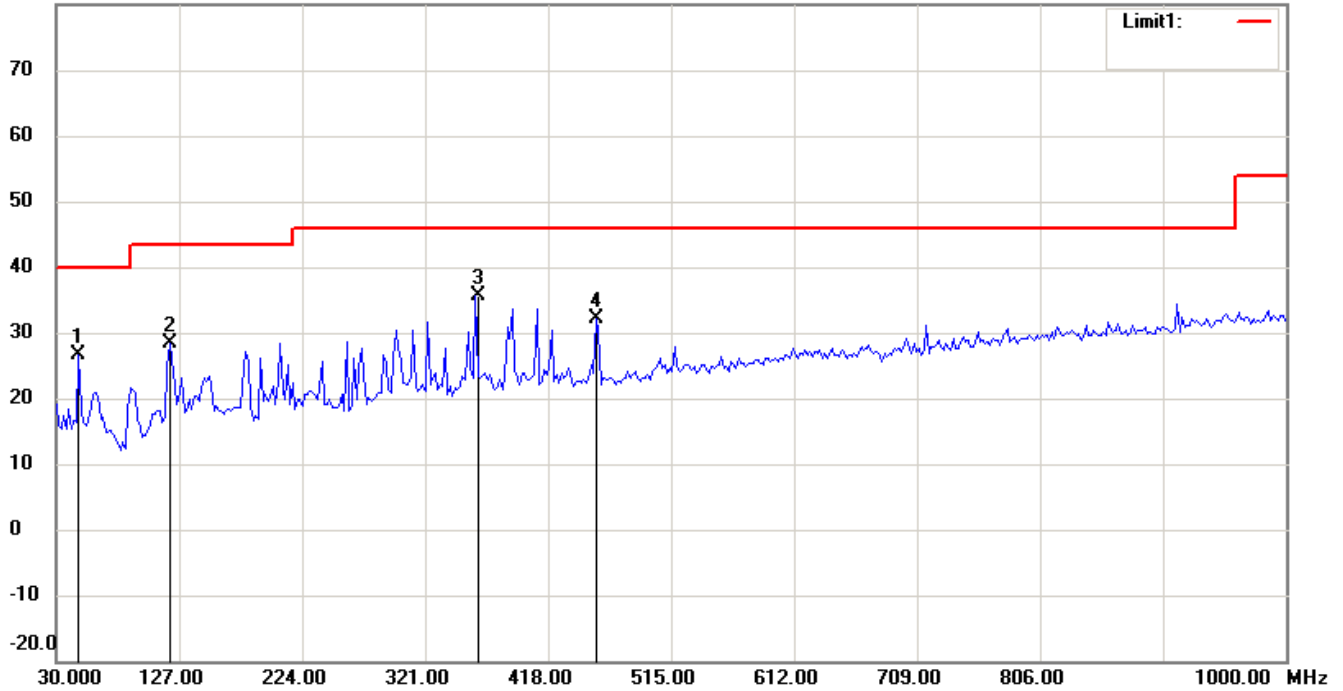
Registration number: W6M21306-13280-C-1
FCC ID: IR5DK10

ANT A+B

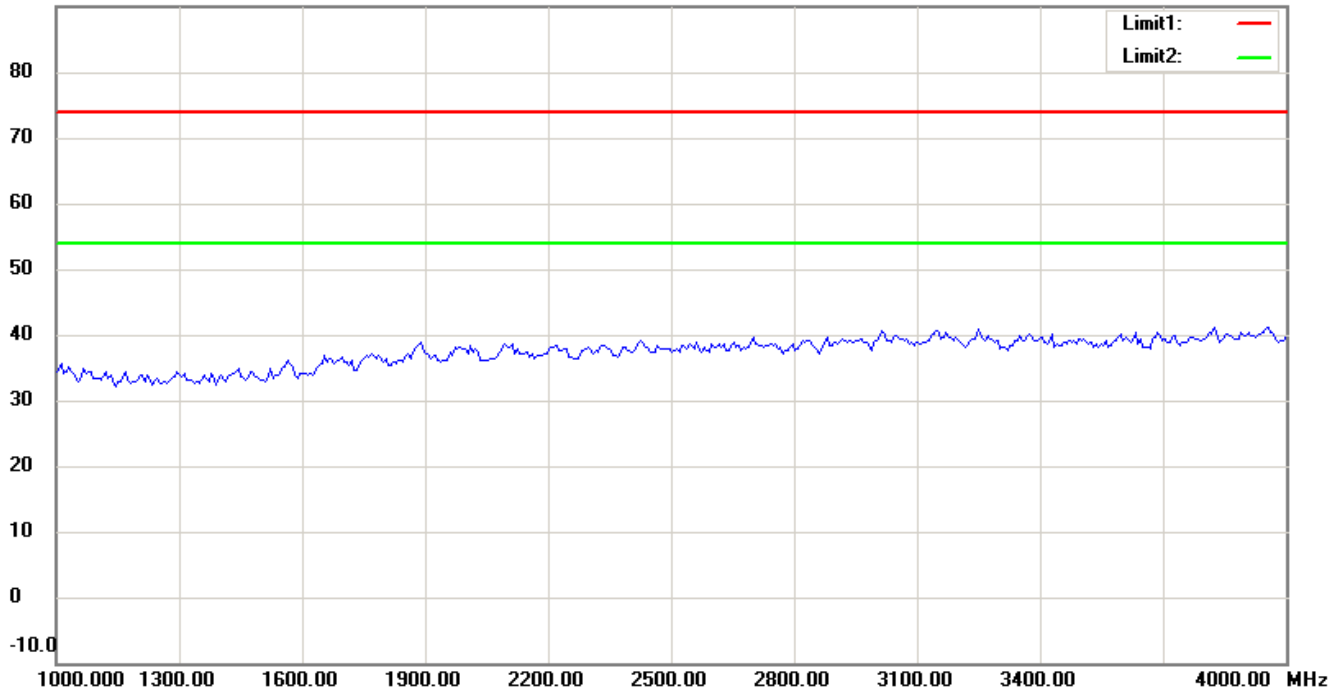
TX 802.11n 20M 5745MHz

Antenna Polarization H

80.0 dBuV/m



90.0 dBuV/m



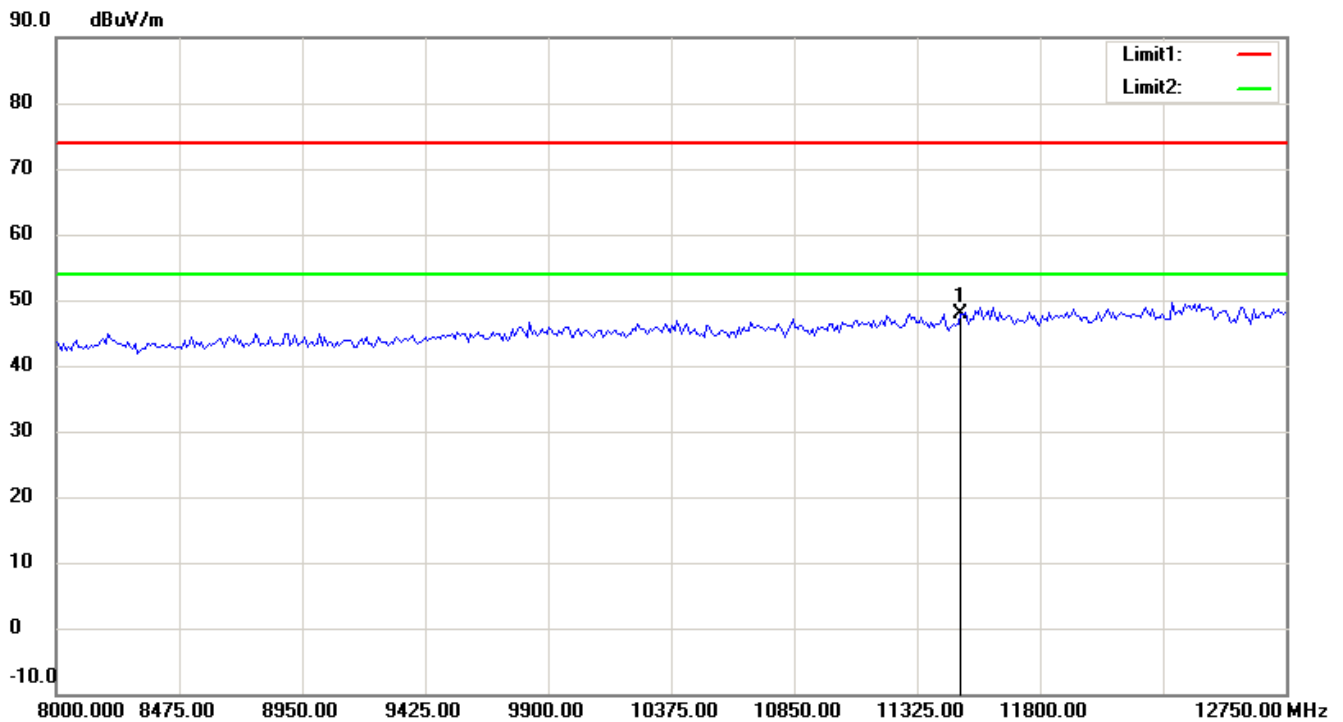
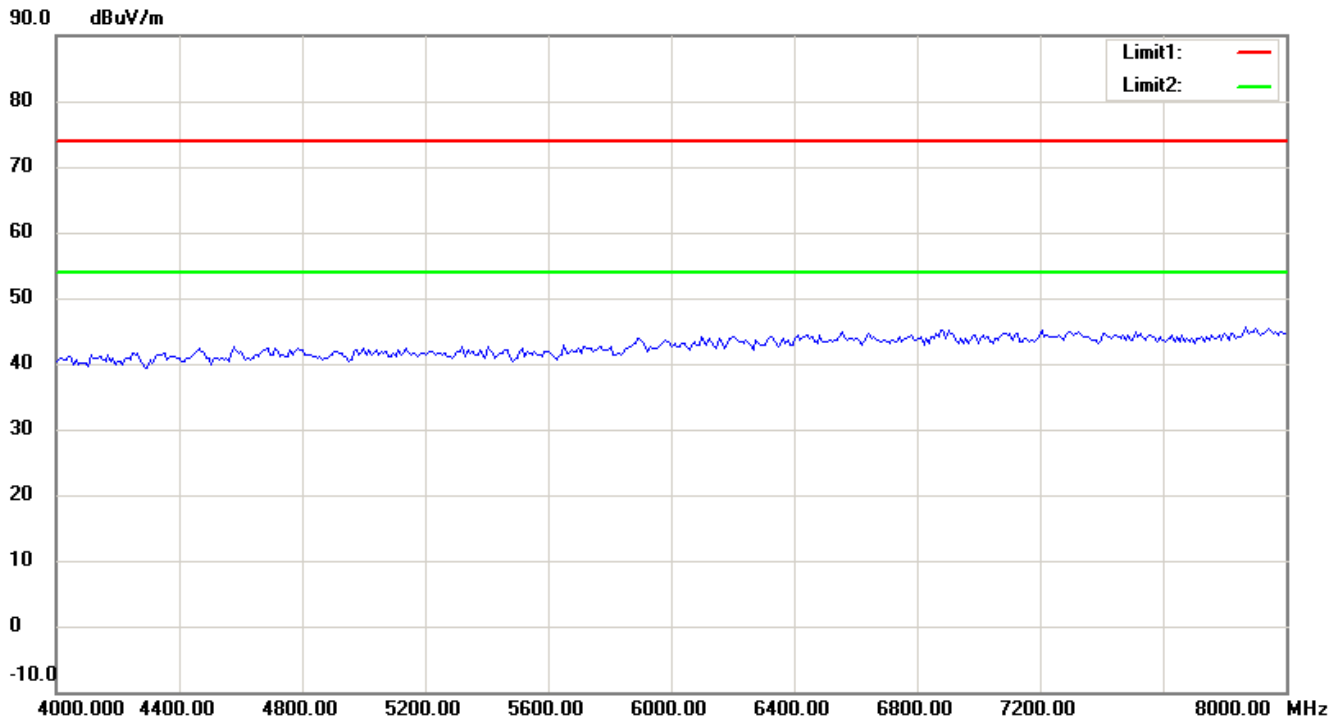
Up Line: Peak Limit Line Down Line: Ave Limit Line

Note:

1. The attached measurement plots are preliminarily pre-scanned with peak detector for determining the final checking frequencies and are for reference only.
2. The some frequencies may exceed the limit line without the specified detectors, but that cannot present the results are failed to the specification of test standard.
3. For corrected test results are listed in the relevant table of radiated test data of this test report.



Registration number: W6M21306-13280-C-1
FCC ID: IR5DK10



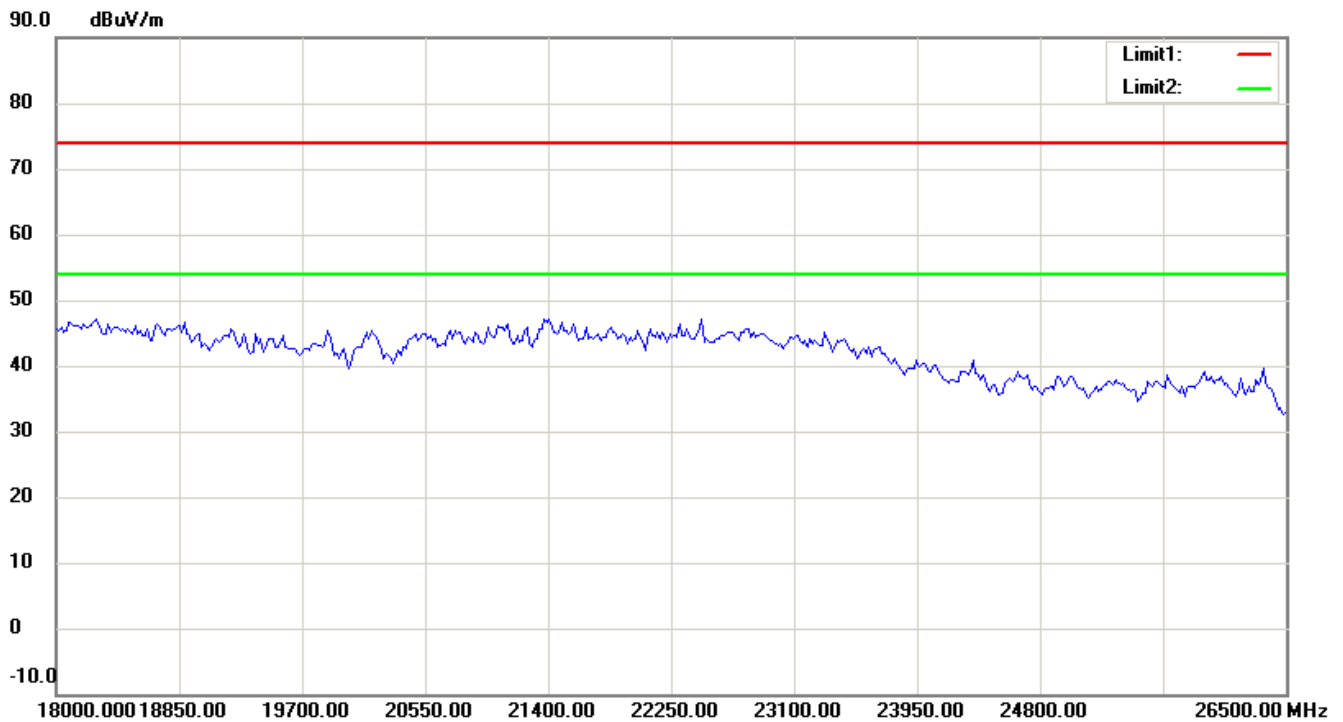
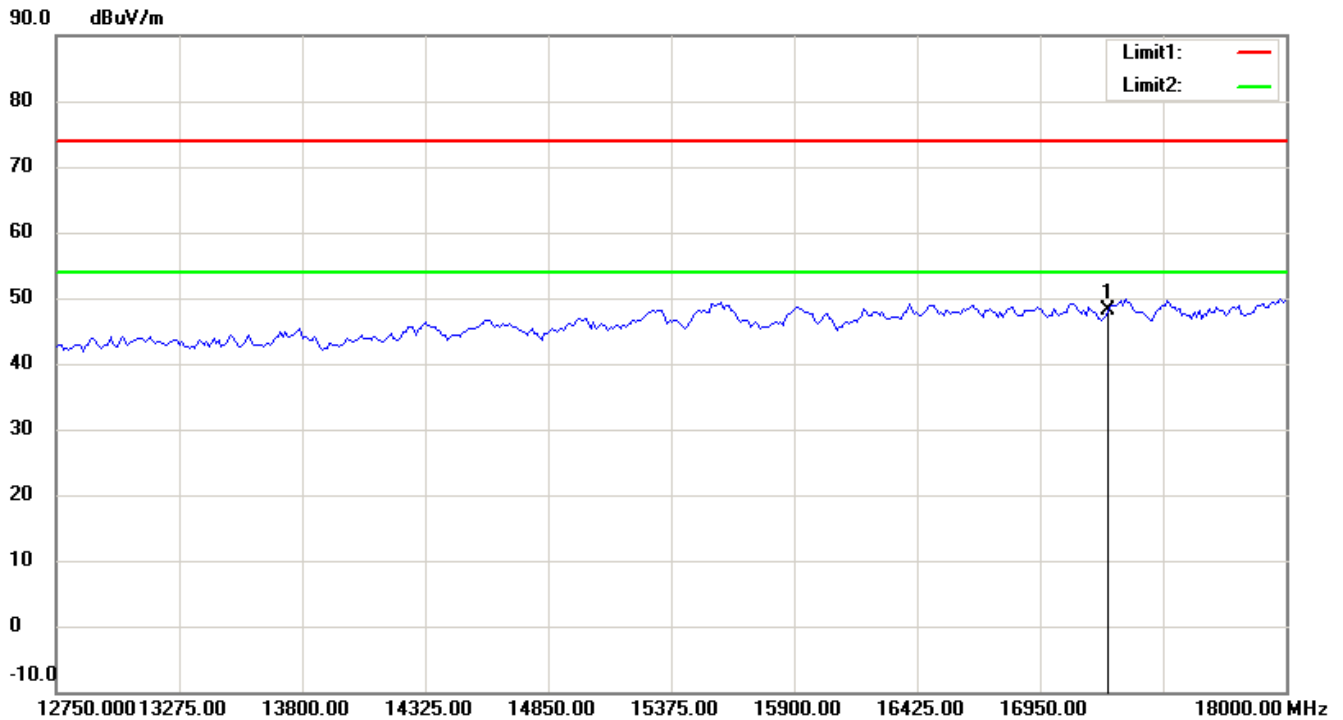
Up Line: Peak Limit Line Down Line: Ave Limit Line

Note:

1. The attached measurement plots are preliminarily pre-scanned with peak detector for determining the final checking frequencies and are for reference only.
2. The some frequencies may exceed the limit line without the specified detectors, but that cannot present the results are failed to the specification of test standard.
3. For corrected test results are listed in the relevant table of radiated test data of this test report.



Registration number: W6M21306-13280-C-1
FCC ID: IR5DK10



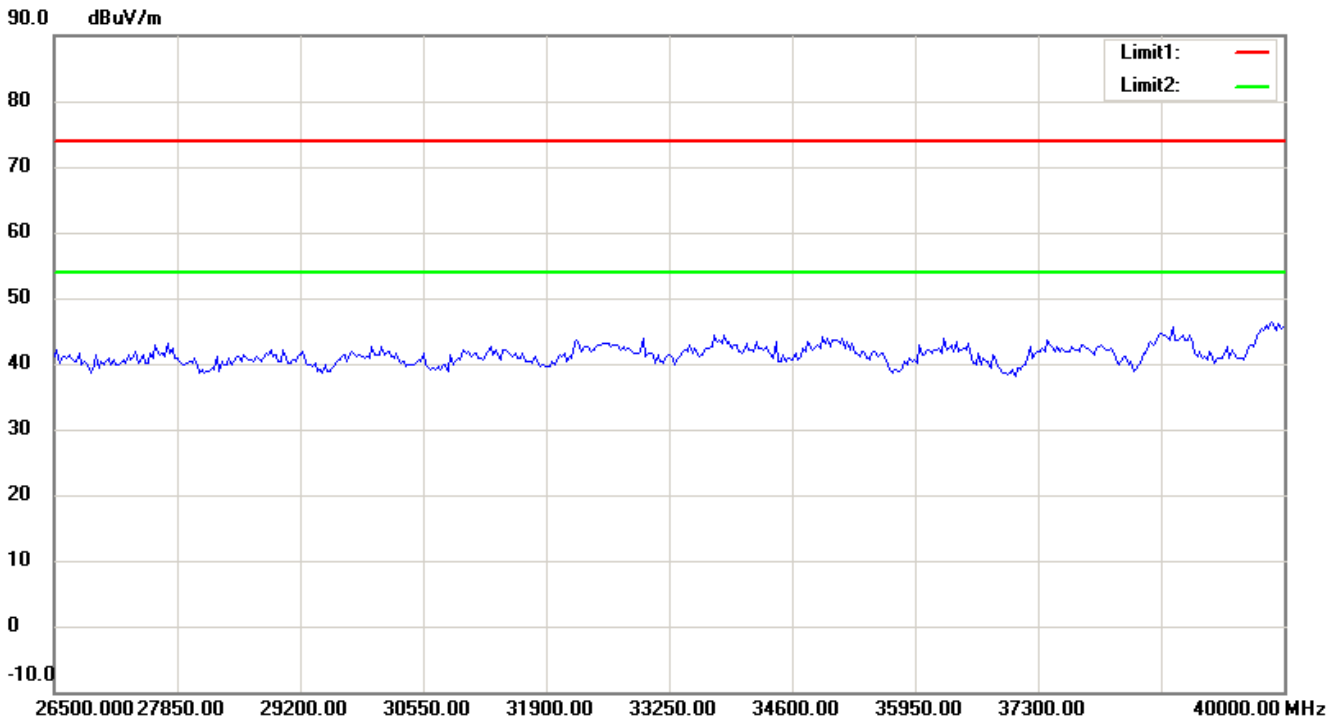
Up Line: Peak Limit Line Down Line: Ave Limit Line

Note:

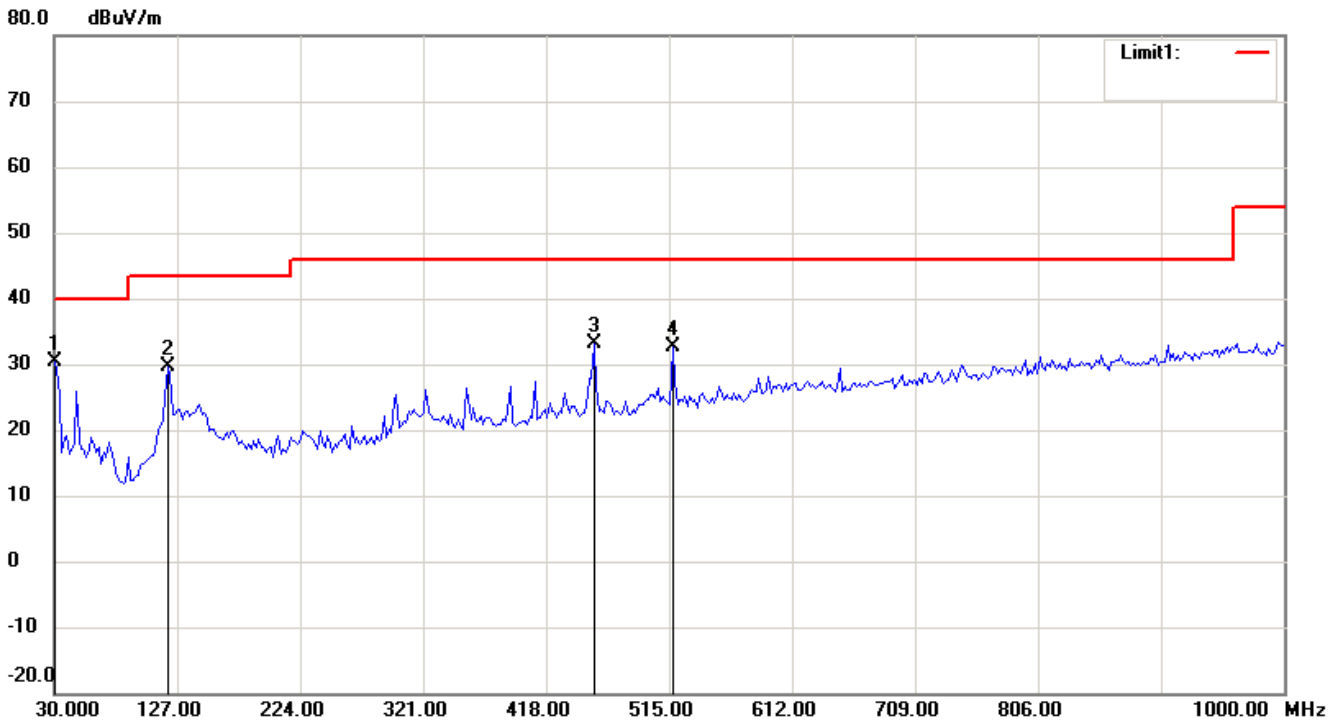
1. The attached measurement plots are preliminarily pre-scanned with peak detector for determining the final checking frequencies and are for reference only.
2. The some frequencies may exceed the limit line without the specified detectors, but that cannot present the results are failed to the specification of test standard.
3. For corrected test results are listed in the relevant table of radiated test data of this test report.



Registration number: W6M21306-13280-C-1
FCC ID: IR5DK10



Antenna Polarization V



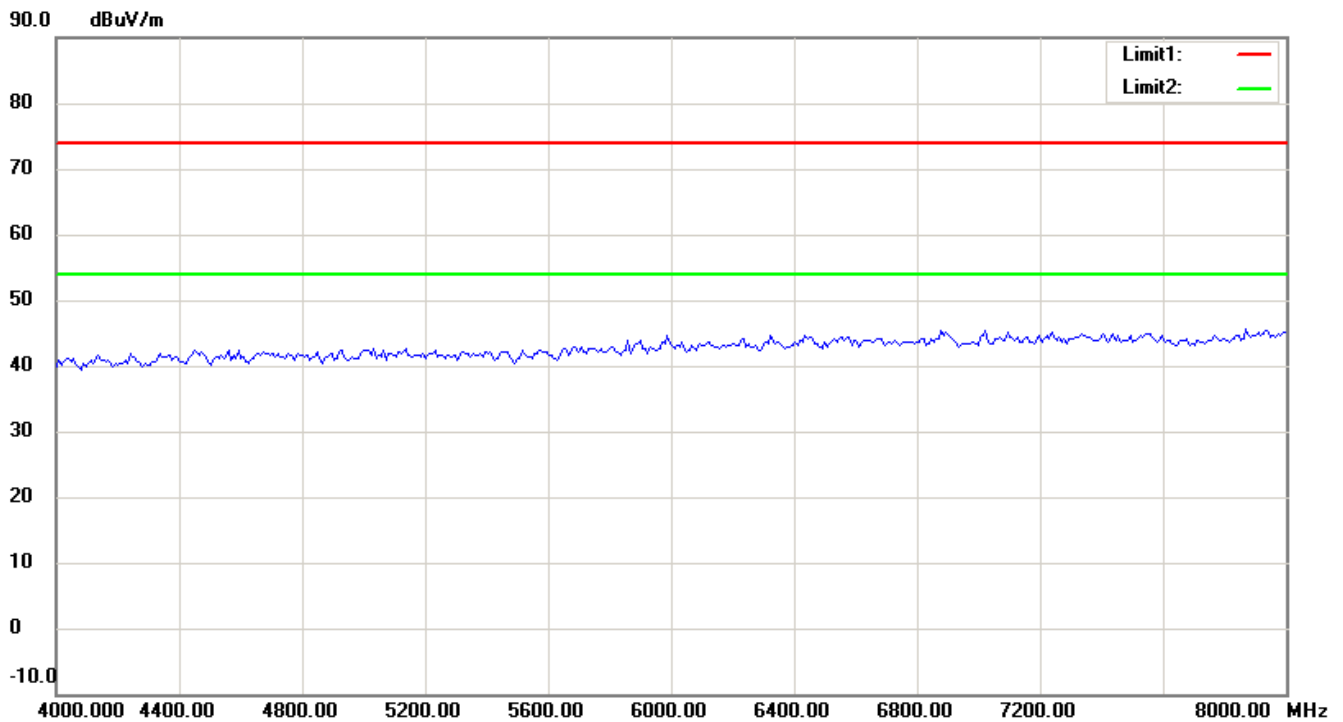
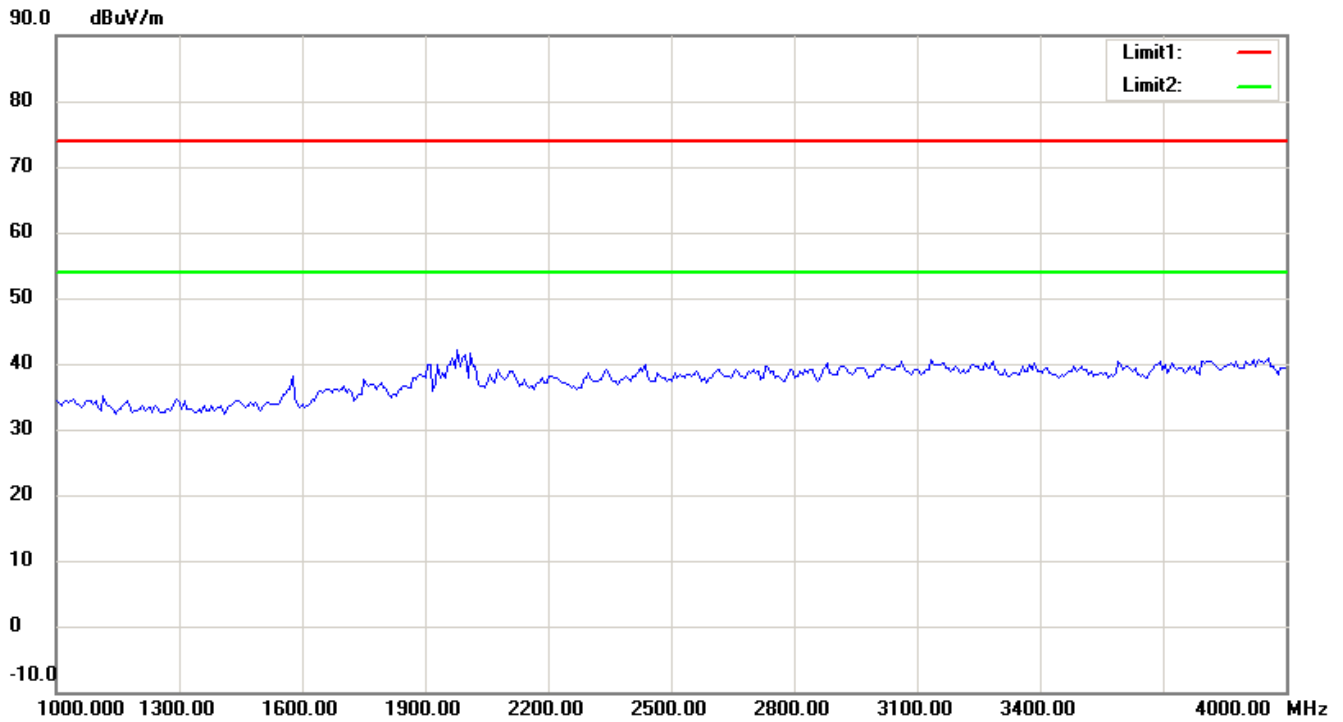
Up Line: Peak Limit Line Down Line: Ave Limit Line

Note:

1. The attached measurement plots are preliminarily pre-scanned with peak detector for determining the final checking frequencies and are for reference only.
2. The some frequencies may exceed the limit line without the specified detectors, but that cannot present the results are failed to the specification of test standard.
3. For corrected test results are listed in the relevant table of radiated test data of this test report.



Registration number: W6M21306-13280-C-1
FCC ID: IR5DK10



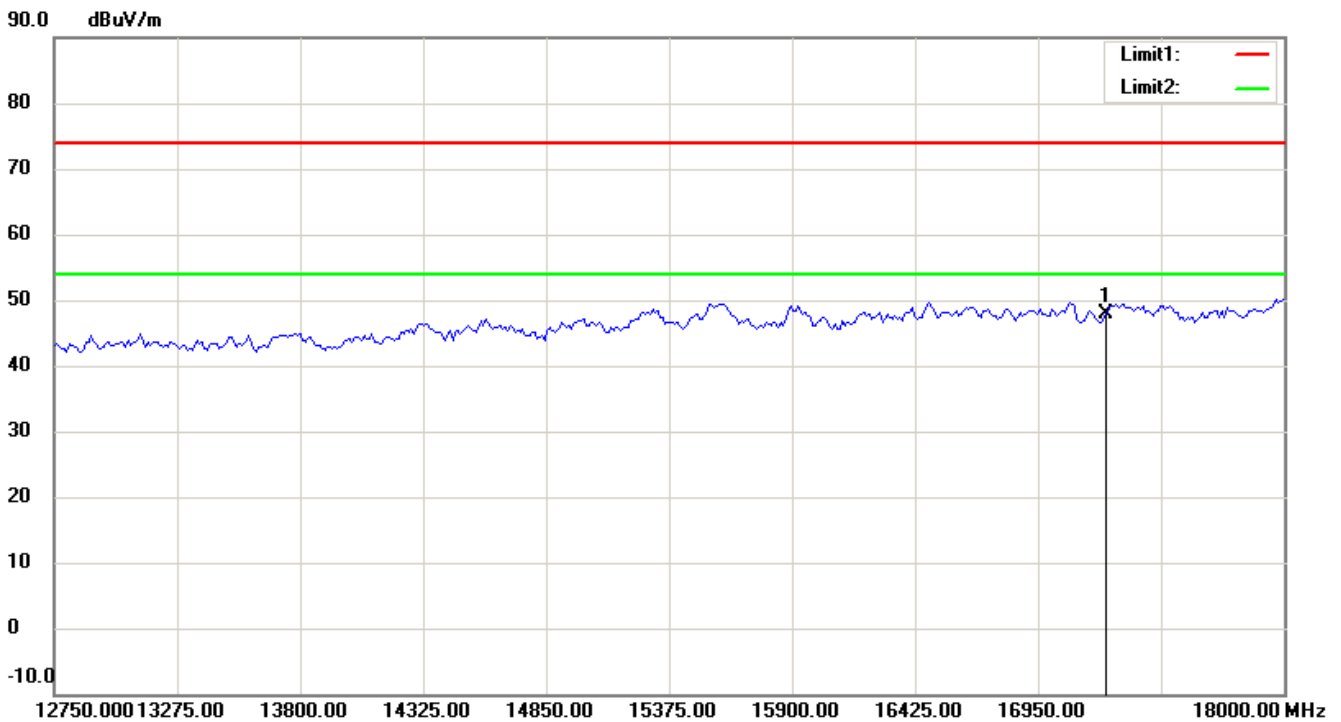
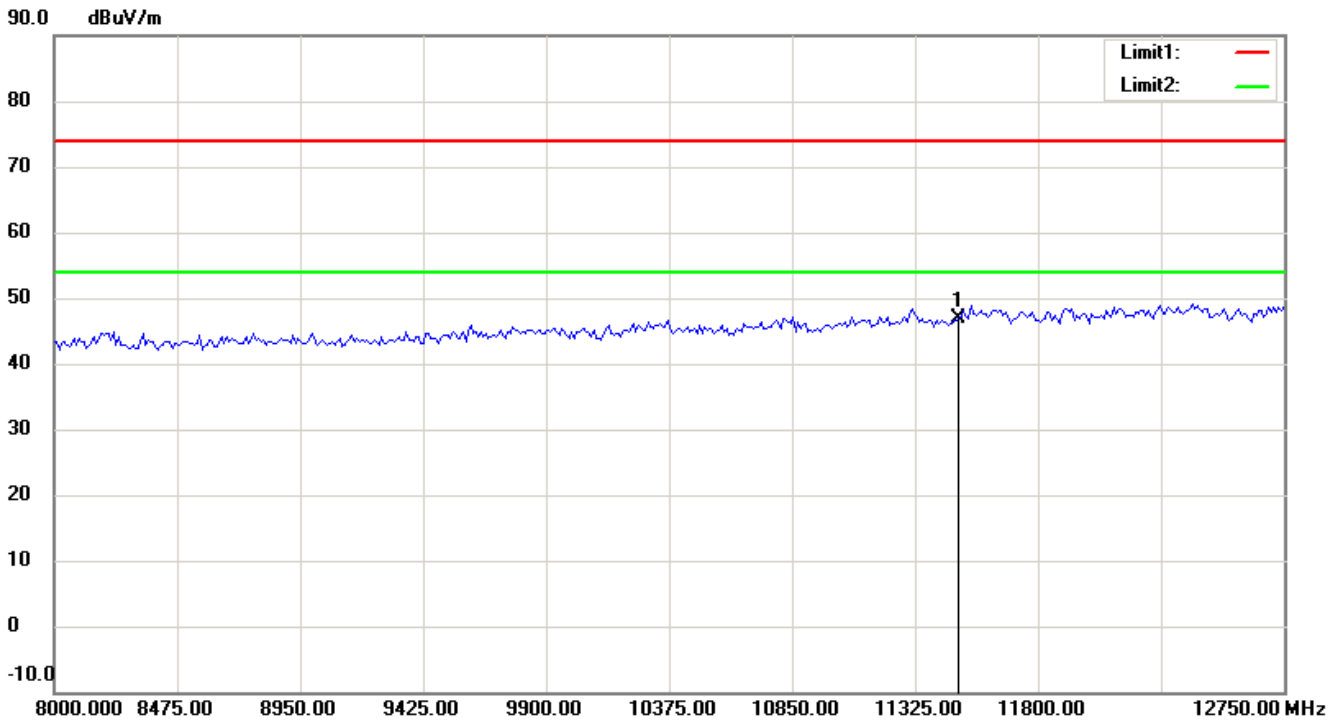
Up Line: Peak Limit Line Down Line: Ave Limit Line

Note:

1. The attached measurement plots are preliminarily pre-scanned with peak detector for determining the final checking frequencies and are for reference only.
2. The some frequencies may exceed the limit line without the specified detectors, but that cannot present the results are failed to the specification of test standard.
3. For corrected test results are listed in the relevant table of radiated test data of this test report.



Registration number: W6M21306-13280-C-1
FCC ID: IR5DK10



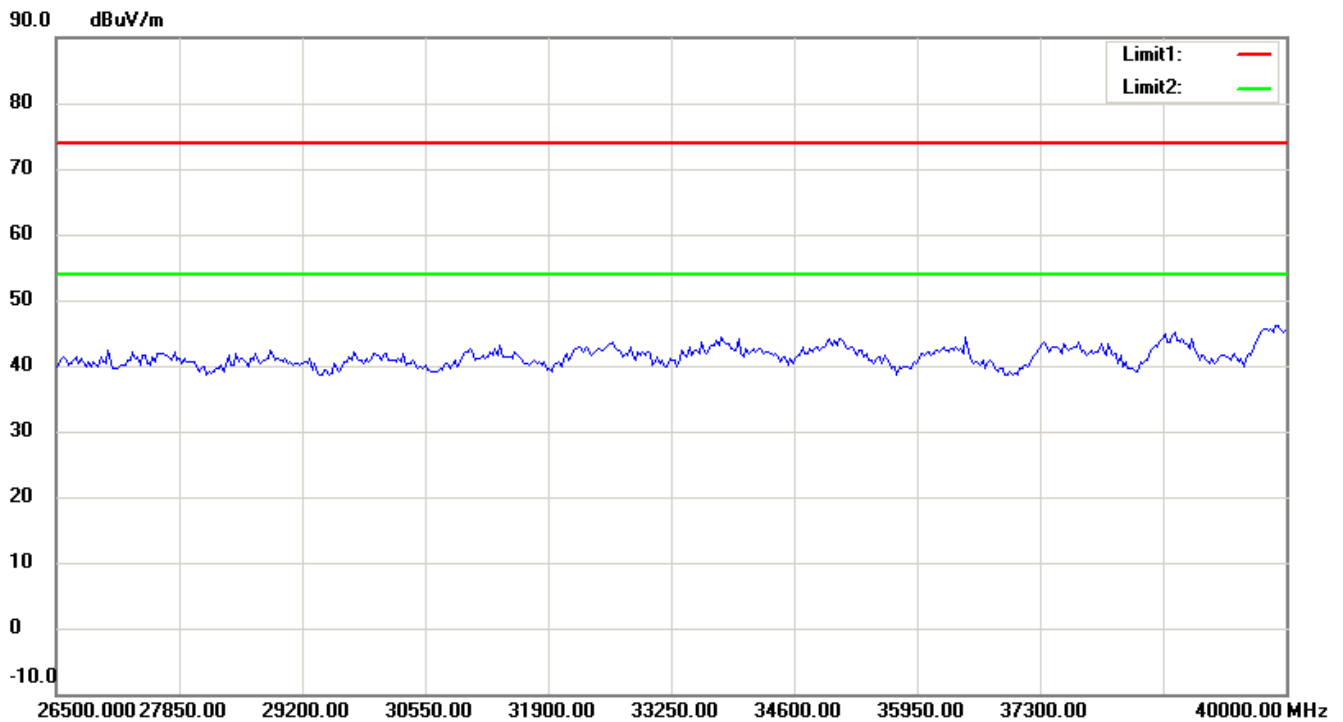
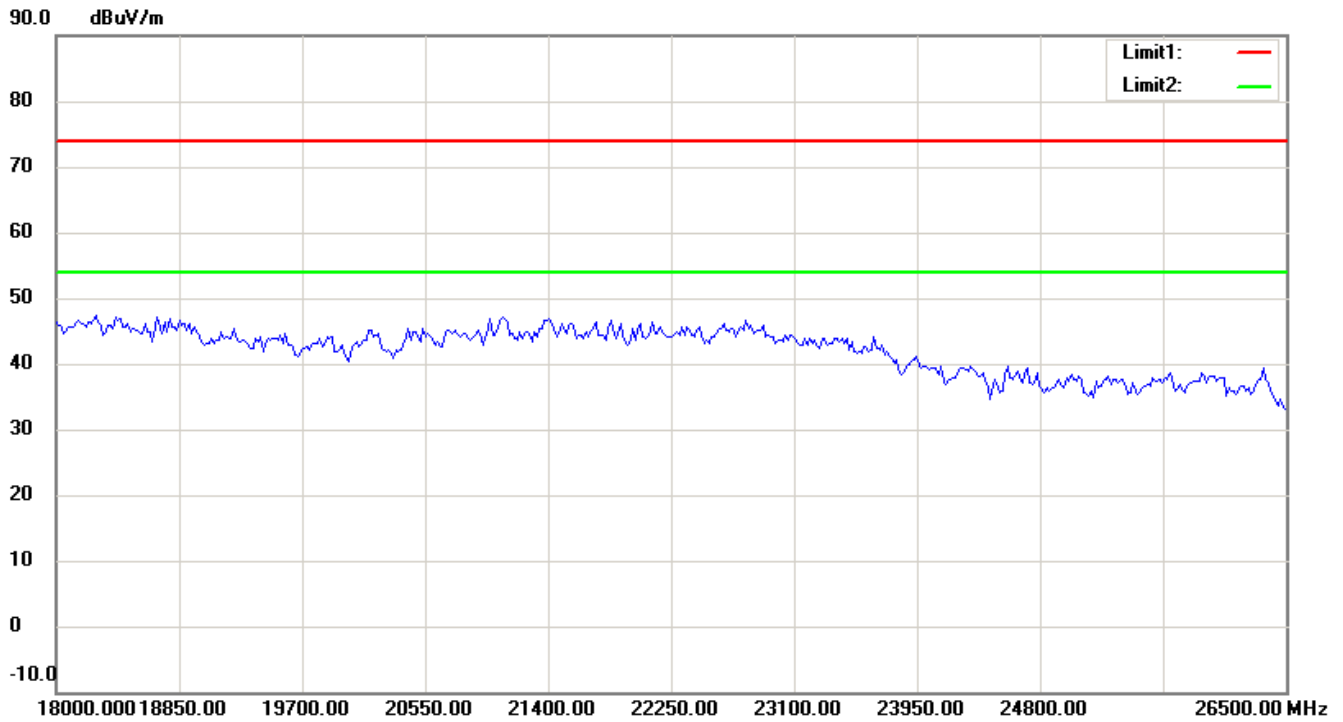
Up Line: Peak Limit Line Down Line: Ave Limit Line

Note:

1. The attached measurement plots are preliminarily pre-scanned with peak detector for determining the final checking frequencies and are for reference only.
2. The some frequencies may exceed the limit line without the specified detectors, but that cannot present the results are failed to the specification of test standard.
3. For corrected test results are listed in the relevant table of radiated test data of this test report.



Registration number: W6M21306-13280-C-1
FCC ID: IR5DK10



Up Line: Peak Limit Line Down Line: Ave Limit Line

Note:

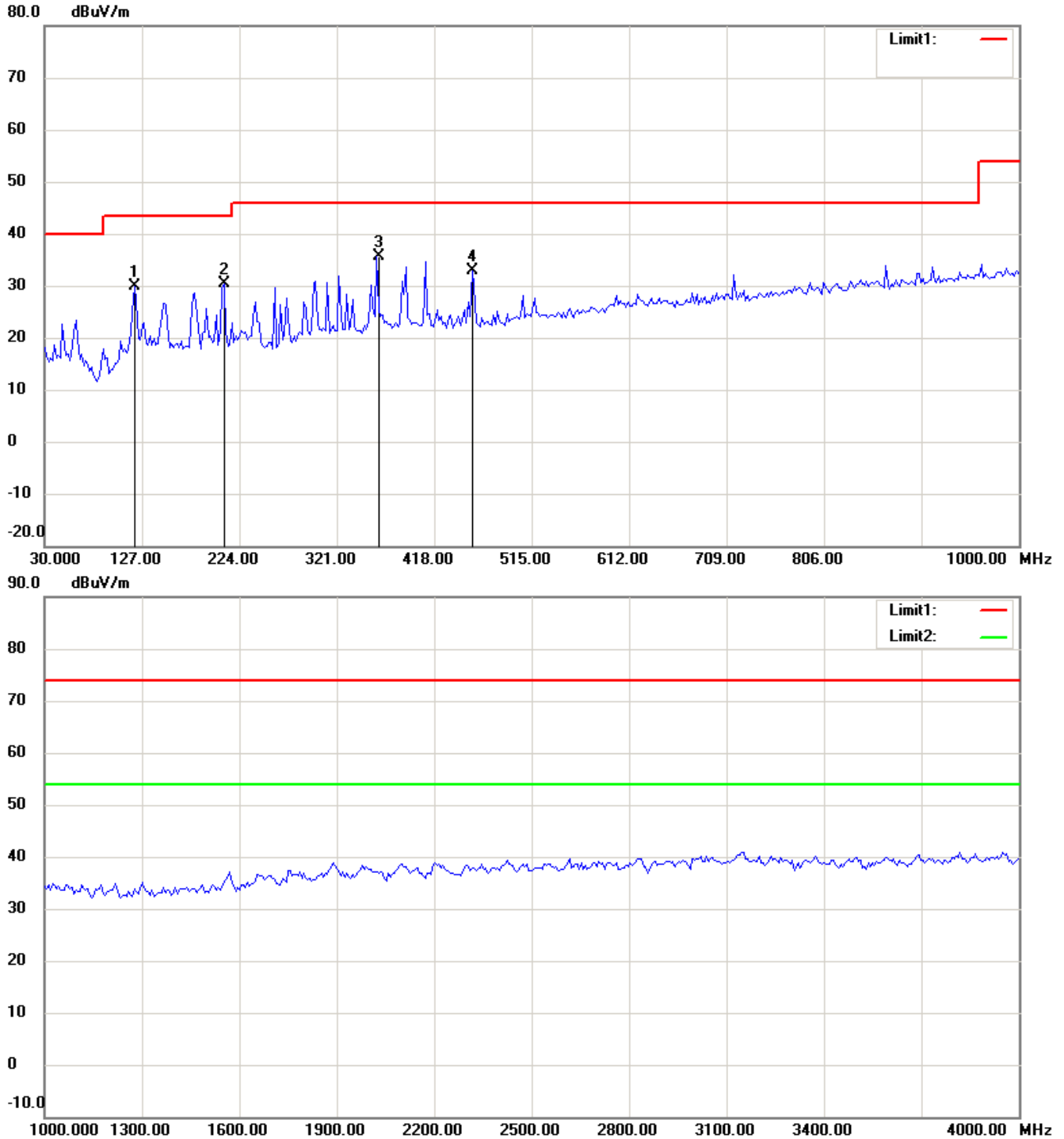
1. The attached measurement plots are preliminarily pre-scanned with peak detector for determining the final checking frequencies and are for reference only.
2. The some frequencies may exceed the limit line without the specified detectors, but that cannot present the results are failed to the specification of test standard.
3. For corrected test results are listed in the relevant table of radiated test data of this test report.



Registration number: W6M21306-13280-C-1
FCC ID: IR5DK10

TX 802.11n 20M 5785MHz

Antenna Polarization H



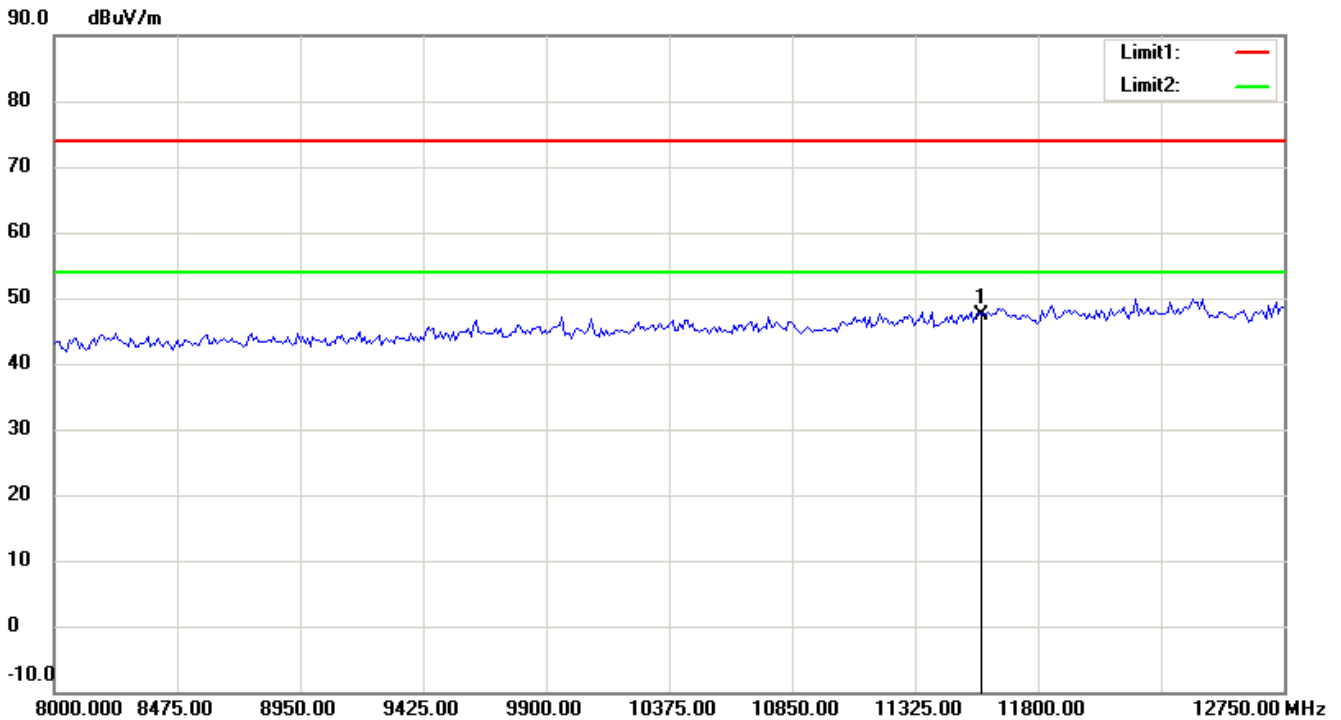
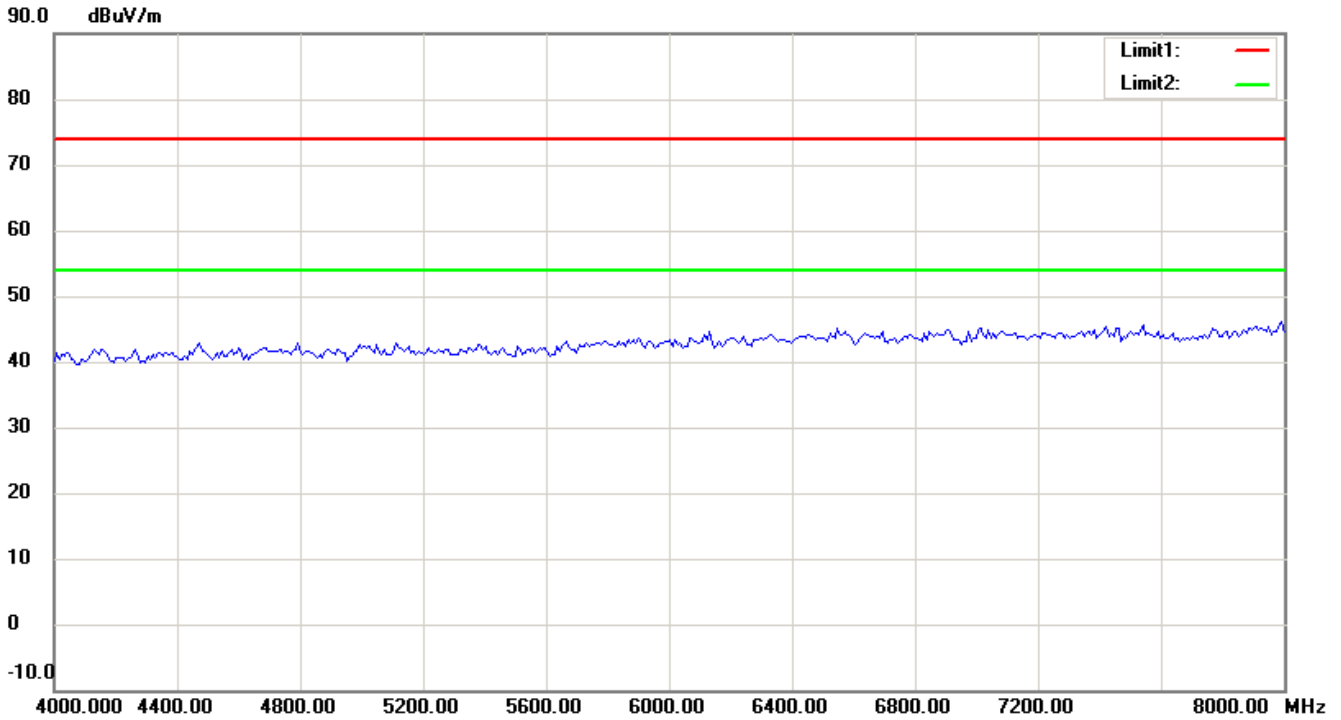
Up Line: Peak Limit Line Down Line: Ave Limit Line

Note:

1. The attached measurement plots are preliminarily pre-scanned with peak detector for determining the final checking frequencies and are for reference only.
2. The some frequencies may exceed the limit line without the specified detectors, but that cannot present the results are failed to the specification of test standard.
3. For corrected test results are listed in the relevant table of radiated test data of this test report.



Registration number: W6M21306-13280-C-1
FCC ID: IR5DK10



Up Line: Peak Limit Line Down Line: Ave Limit Line

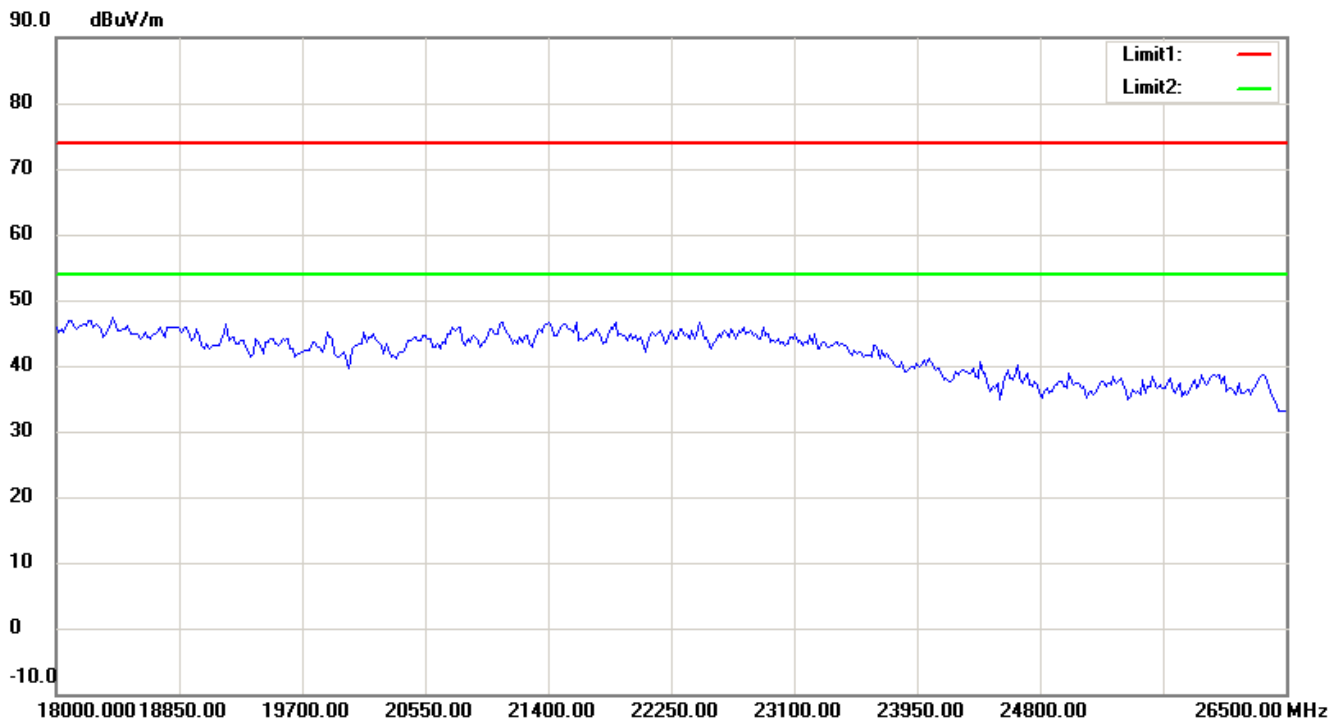
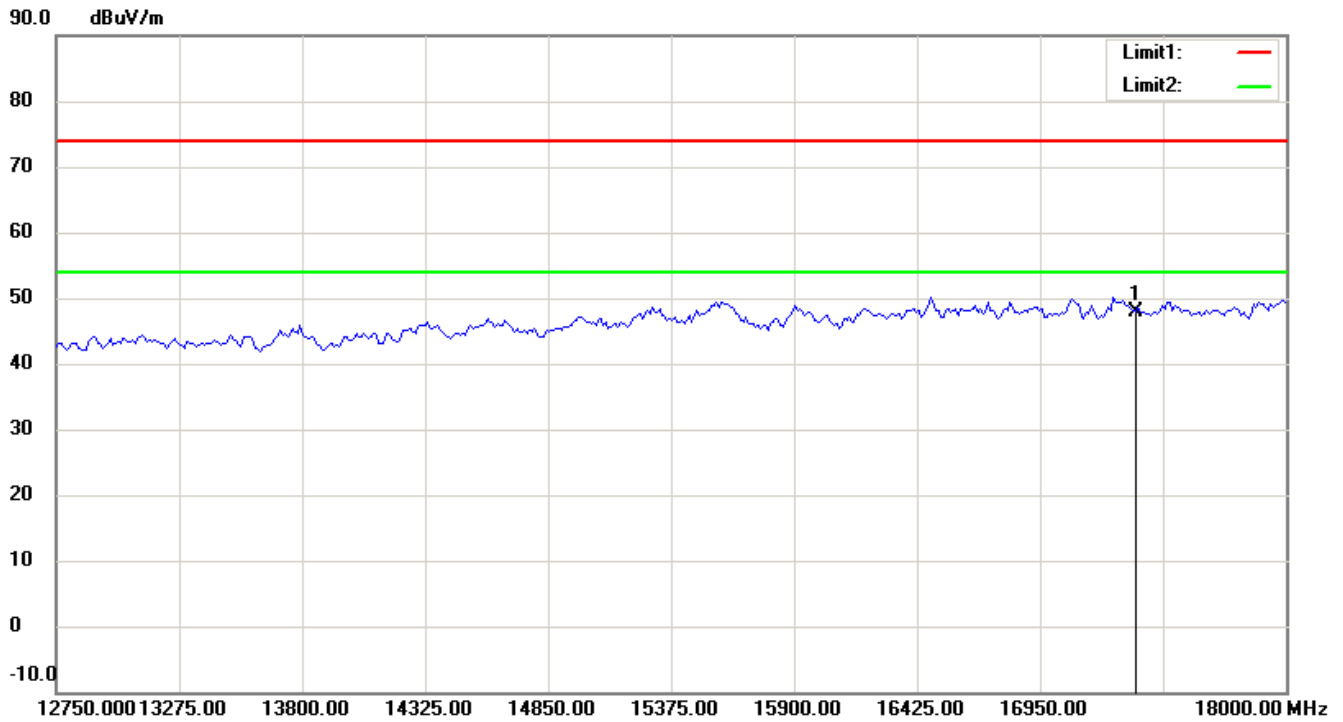
Note:

1. The attached measurement plots are preliminarily pre-scanned with peak detector for determining the final checking frequencies and are for reference only.
2. The some frequencies may exceed the limit line without the specified detectors, but that cannot present the results are failed to the specification of test standard.
3. For corrected test results are listed in the relevant table of radiated test data of this test report.



Worldwide Testing Services(Taiwan) Co., Ltd.

Registration number: W6M21306-13280-C-1
FCC ID: IR5DK10



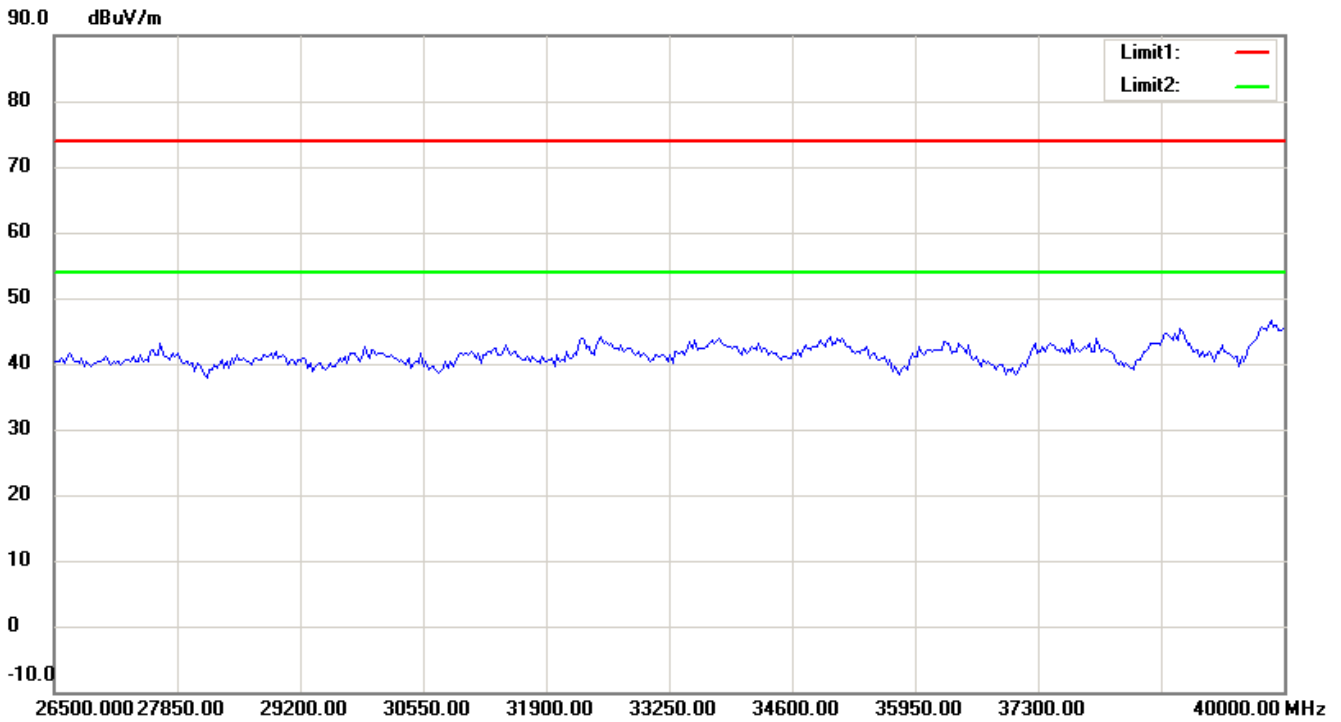
Up Line: Peak Limit Line Down Line: Ave Limit Line

Note:

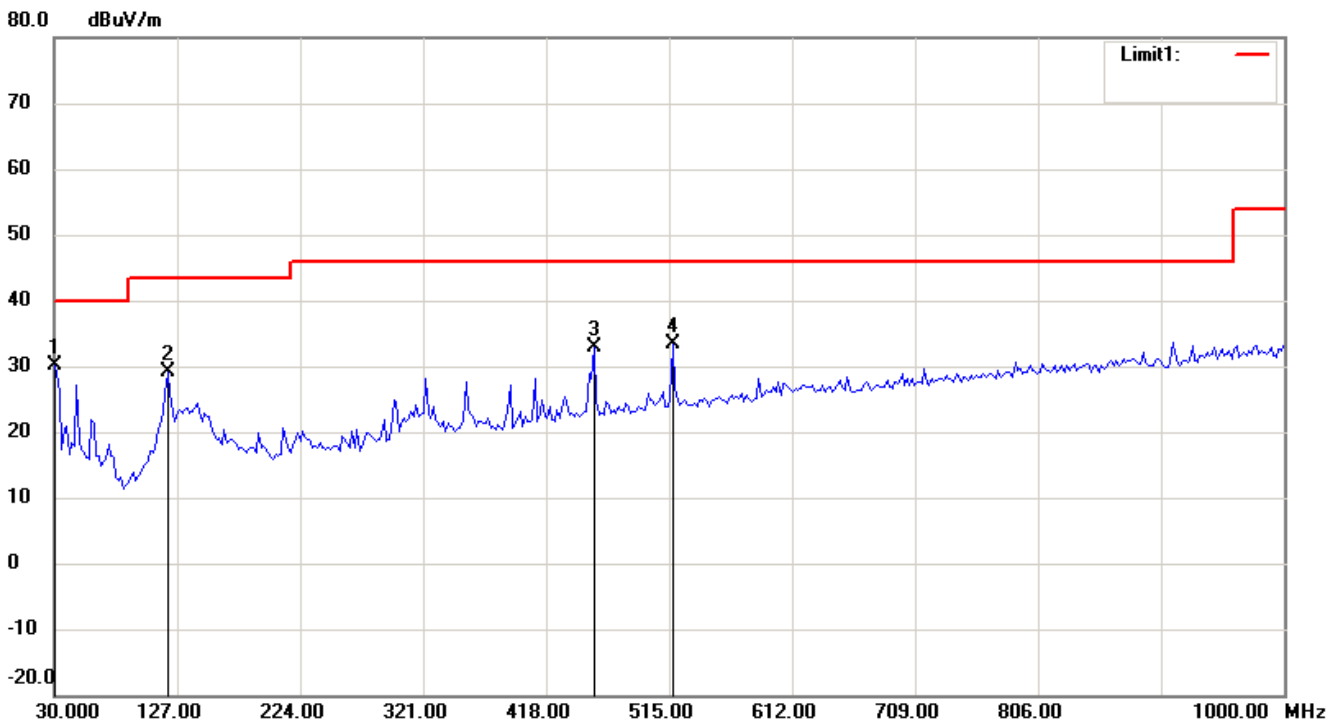
1. The attached measurement plots are preliminarily pre-scanned with peak detector for determining the final checking frequencies and are for reference only.
2. The some frequencies may exceed the limit line without the specified detectors, but that cannot present the results are failed to the specification of test standard.
3. For corrected test results are listed in the relevant table of radiated test data of this test report.



Registration number: W6M21306-13280-C-1
FCC ID: IR5DK10



Antenna Polarization V



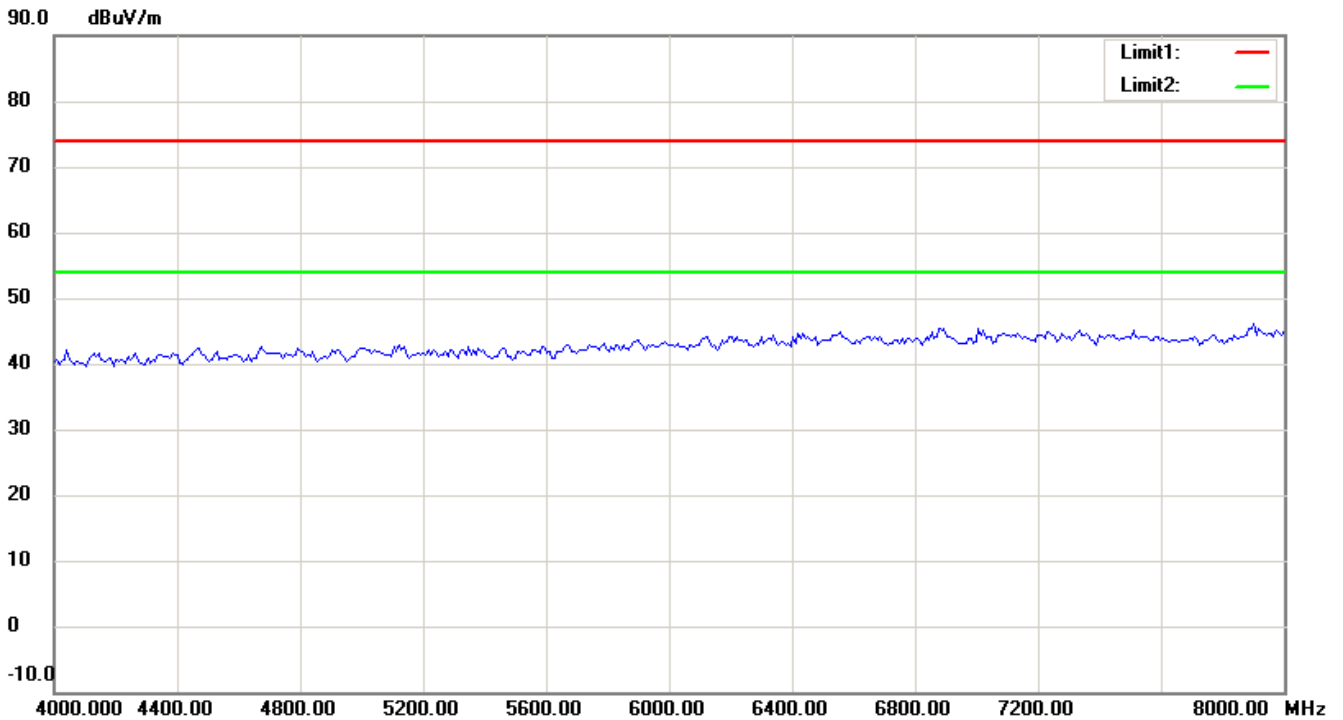
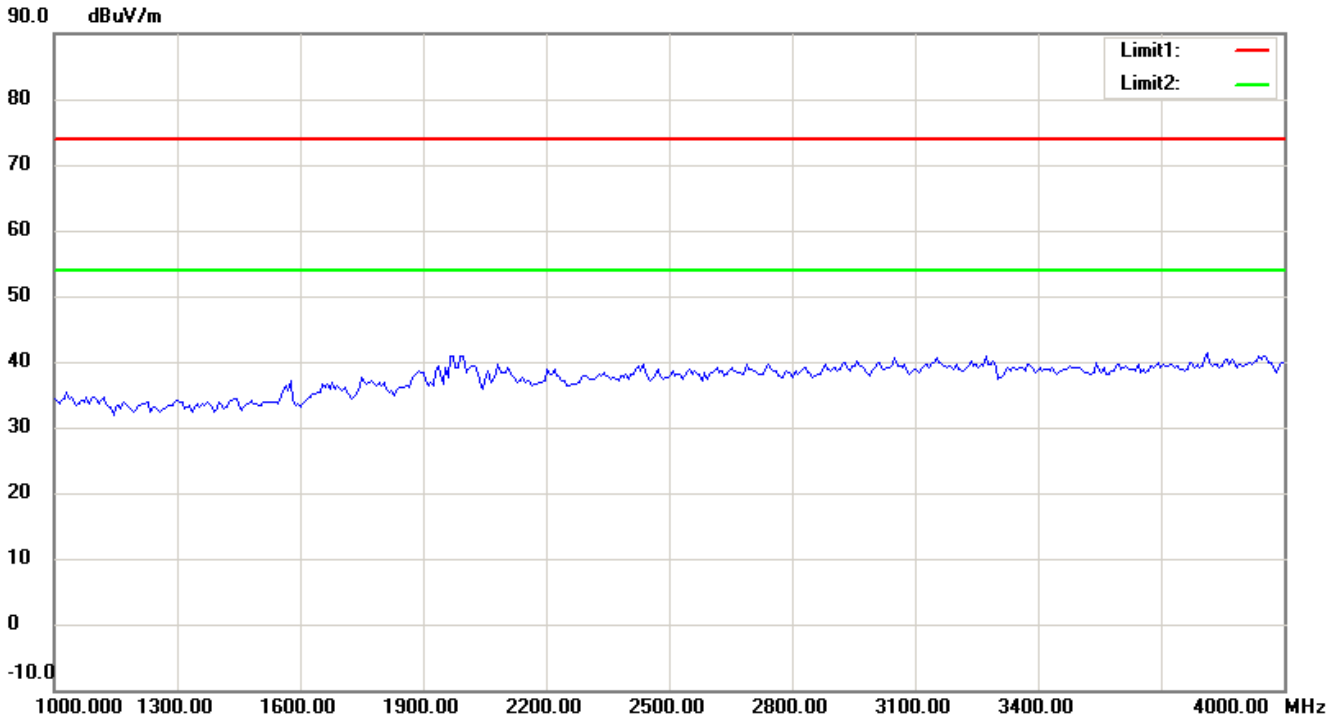
Up Line: Peak Limit Line Down Line: Ave Limit Line

Note:

1. The attached measurement plots are preliminarily pre-scanned with peak detector for determining the final checking frequencies and are for reference only.
2. The some frequencies may exceed the limit line without the specified detectors, but that cannot present the results are failed to the specification of test standard.
3. For corrected test results are listed in the relevant table of radiated test data of this test report.



Registration number: W6M21306-13280-C-1
FCC ID: IR5DK10



Up Line: Peak Limit Line Down Line: Ave Limit Line

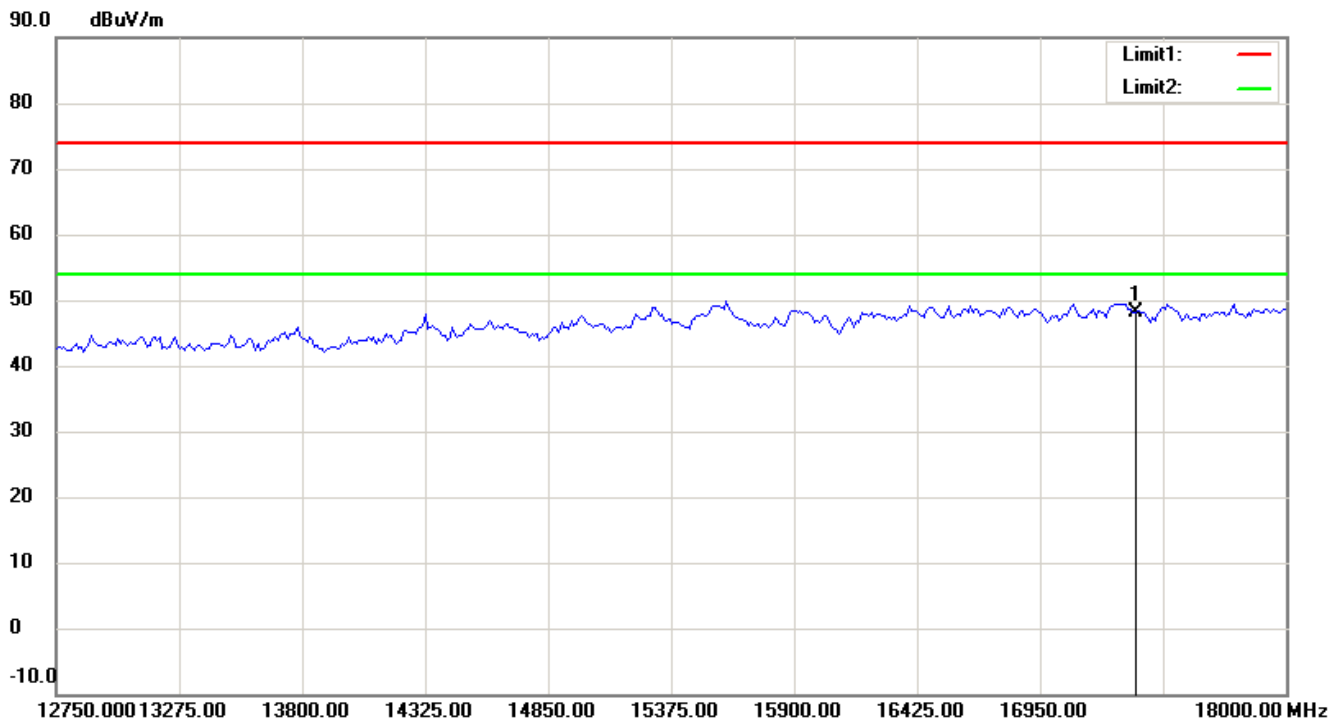
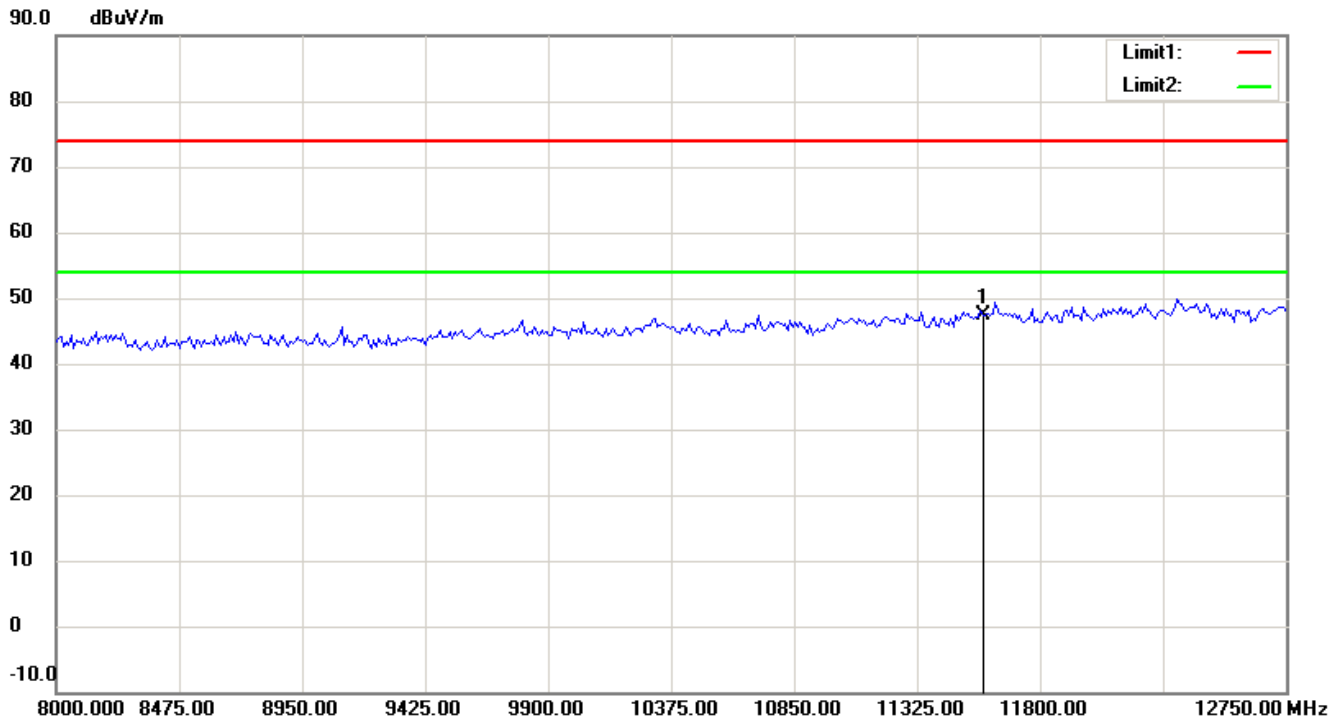
Note:

1. The attached measurement plots are preliminarily pre-scanned with peak detector for determining the final checking frequencies and are for reference only.
2. The some frequencies may exceed the limit line without the specified detectors, but that cannot present the results are failed to the specification of test standard.
3. For corrected test results are listed in the relevant table of radiated test data of this test report.



Worldwide Testing Services(Taiwan) Co., Ltd.

Registration number: W6M21306-13280-C-1
FCC ID: IR5DK10



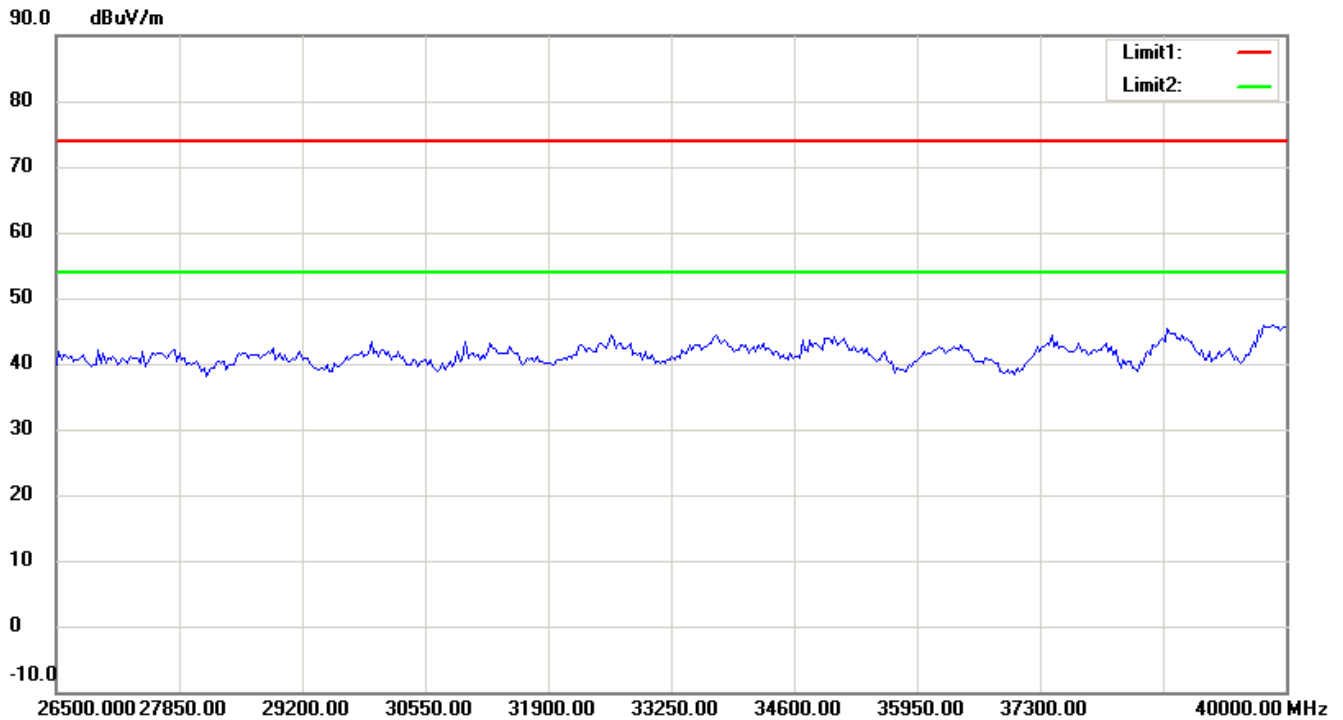
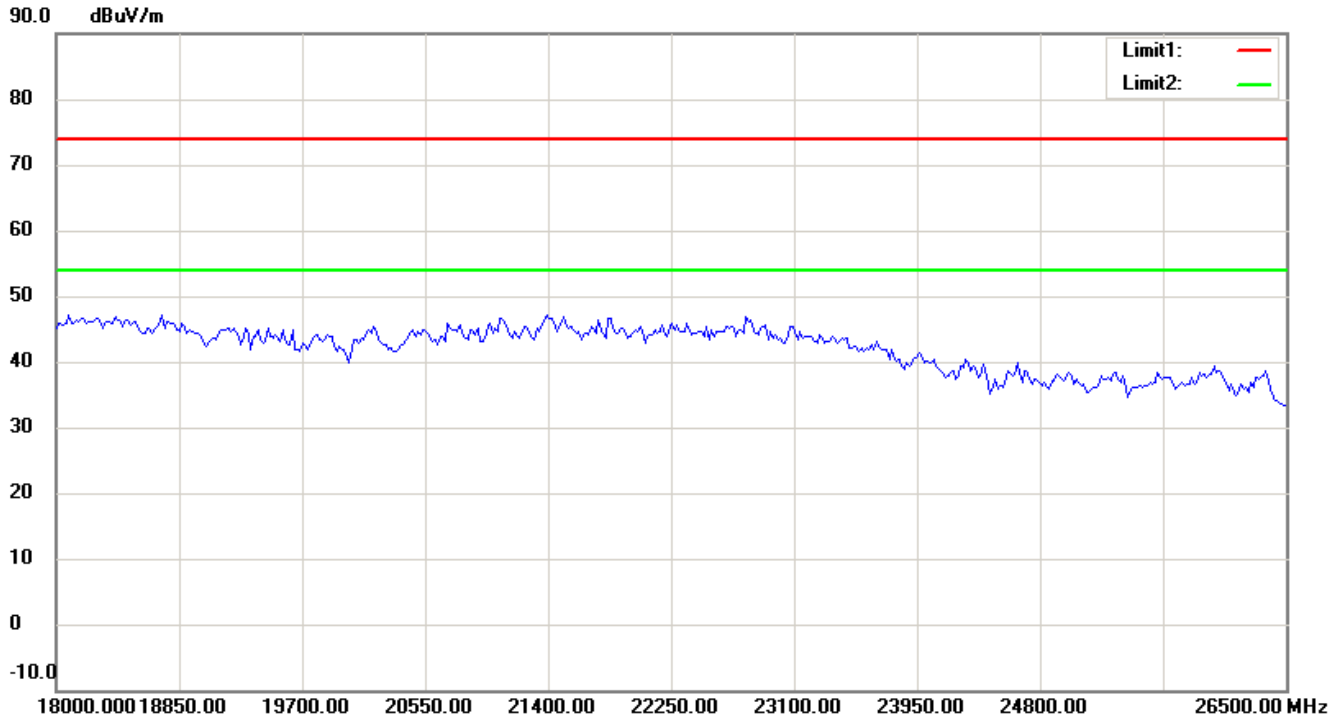
Up Line: Peak Limit Line Down Line: Ave Limit Line

Note:

1. The attached measurement plots are preliminarily pre-scanned with peak detector for determining the final checking frequencies and are for reference only.
2. The some frequencies may exceed the limit line without the specified detectors, but that cannot present the results are failed to the specification of test standard.
3. For corrected test results are listed in the relevant table of radiated test data of this test report.



Registration number: W6M21306-13280-C-1
FCC ID: IR5DK10



Up Line: Peak Limit Line Down Line: Ave Limit Line

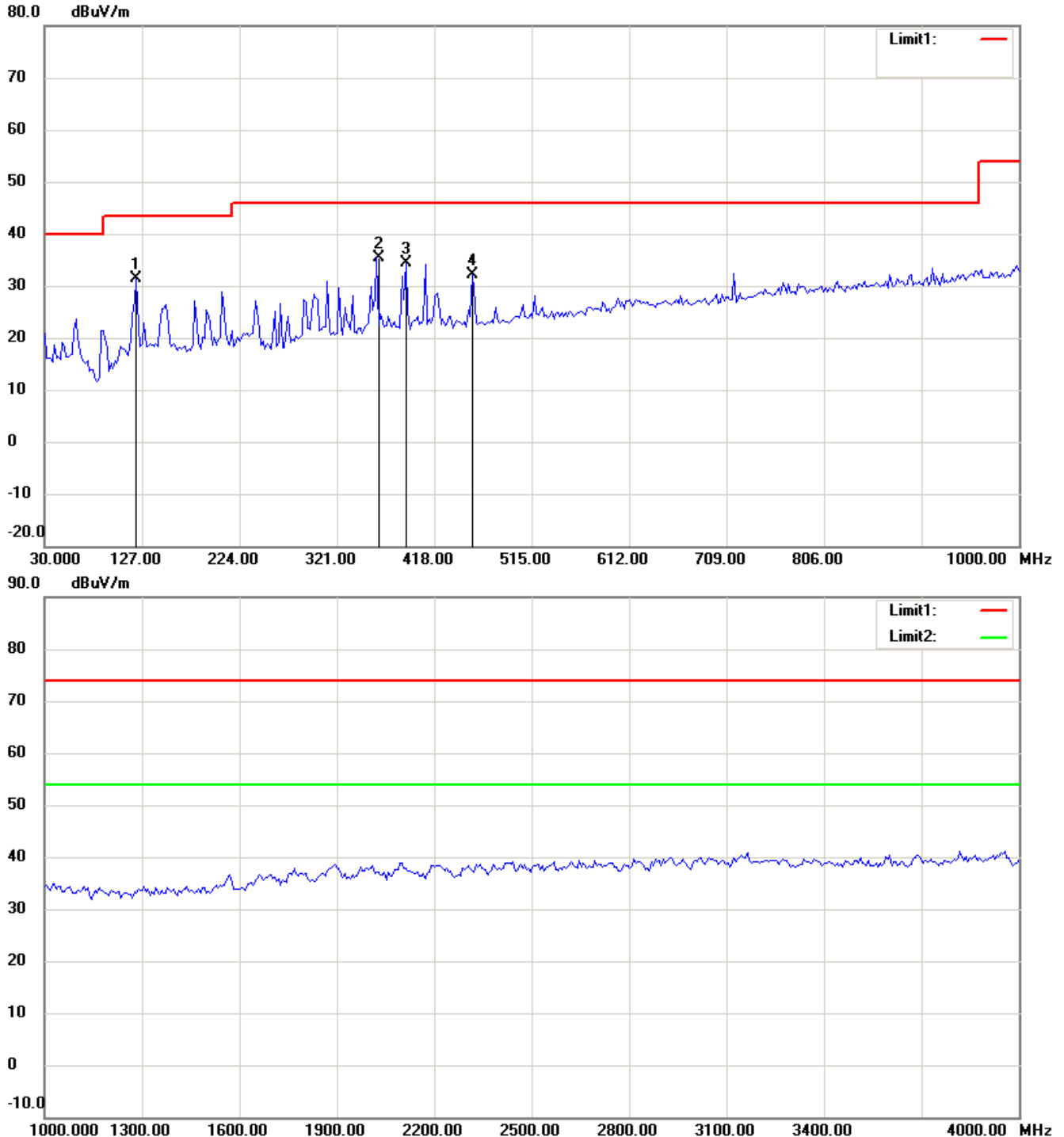
Note:

1. The attached measurement plots are preliminarily pre-scanned with peak detector for determining the final checking frequencies and are for reference only.
2. The some frequencies may exceed the limit line without the specified detectors, but that cannot present the results are failed to the specification of test standard.
3. For corrected test results are listed in the relevant table of radiated test data of this test report.



Registration number: W6M21306-13280-C-1
FCC ID: IR5DK10

WLAN 802.11n 20M 5825MHz
Antenna Polarization H



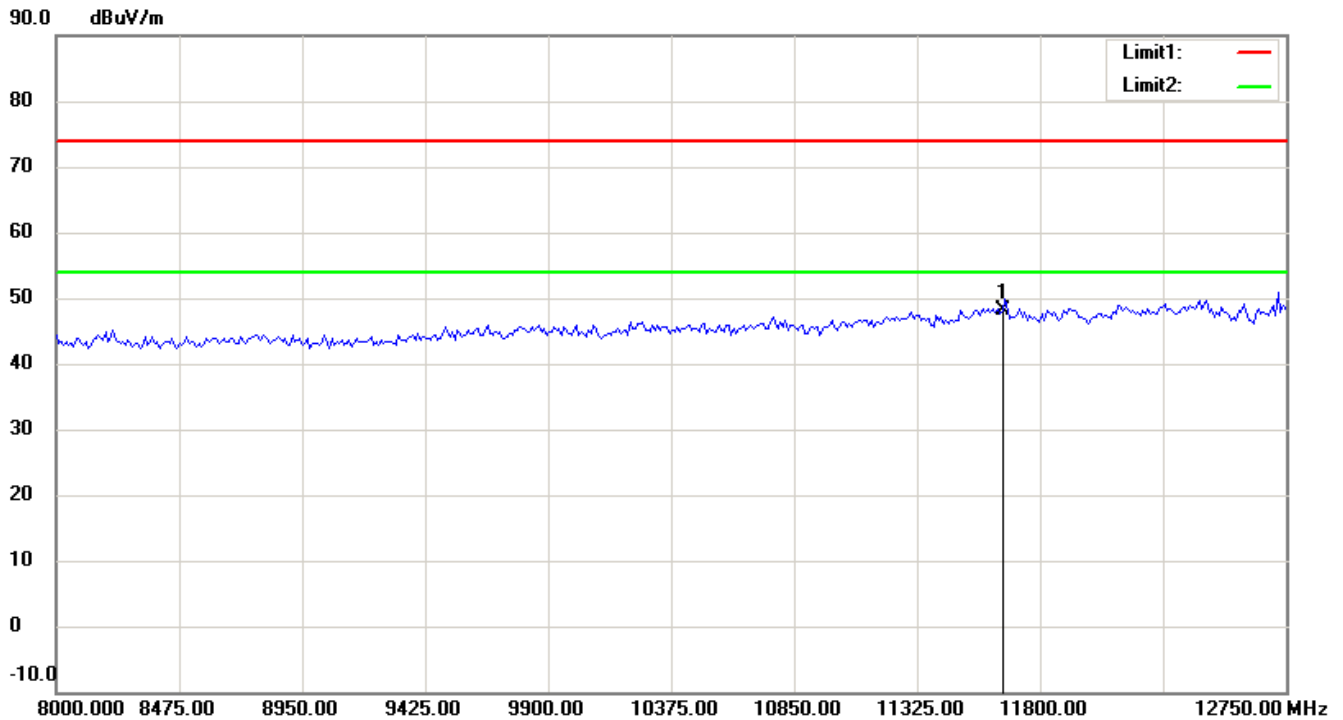
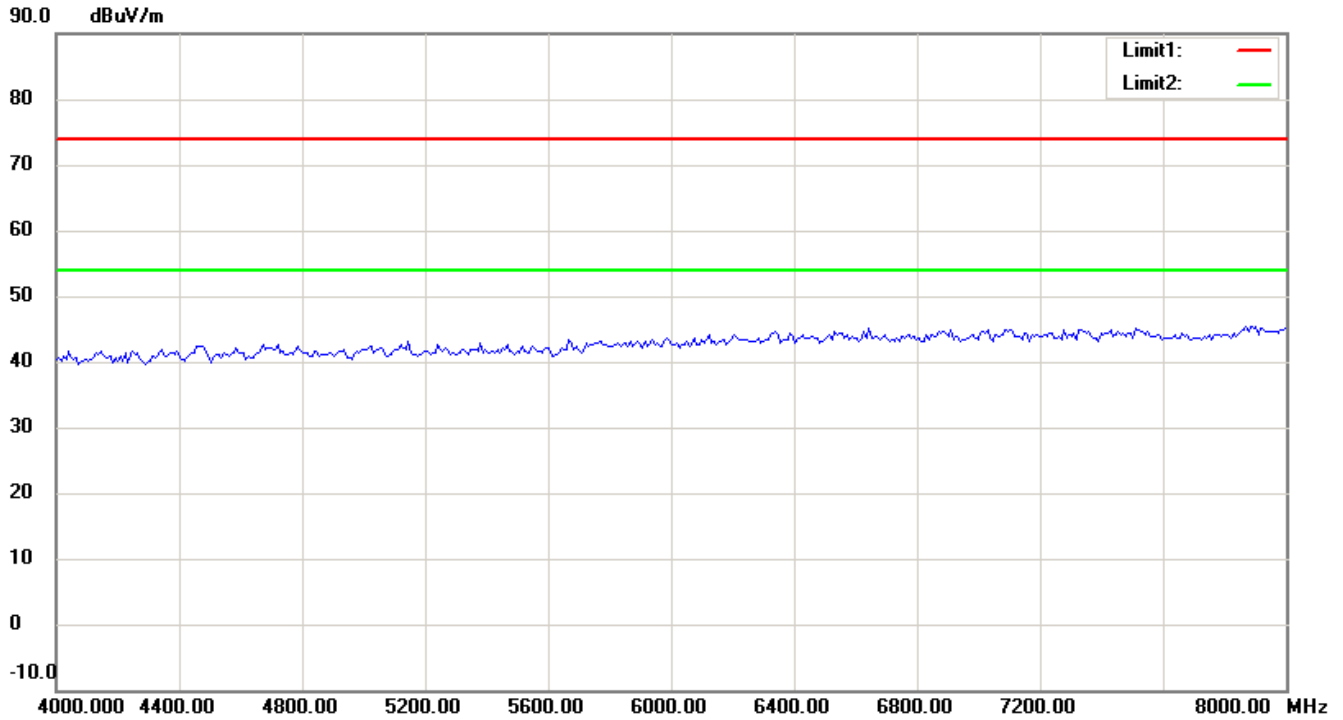
Up Line: Peak Limit Line Down Line: Ave Limit Line

Note:

1. The attached measurement plots are preliminarily pre-scanned with peak detector for determining the final checking frequencies and are for reference only.
2. The some frequencies may exceed the limit line without the specified detectors, but that cannot present the results are failed to the specification of test standard.
3. For corrected test results are listed in the relevant table of radiated test data of this test report.



Registration number: W6M21306-13280-C-1
FCC ID: IR5DK10



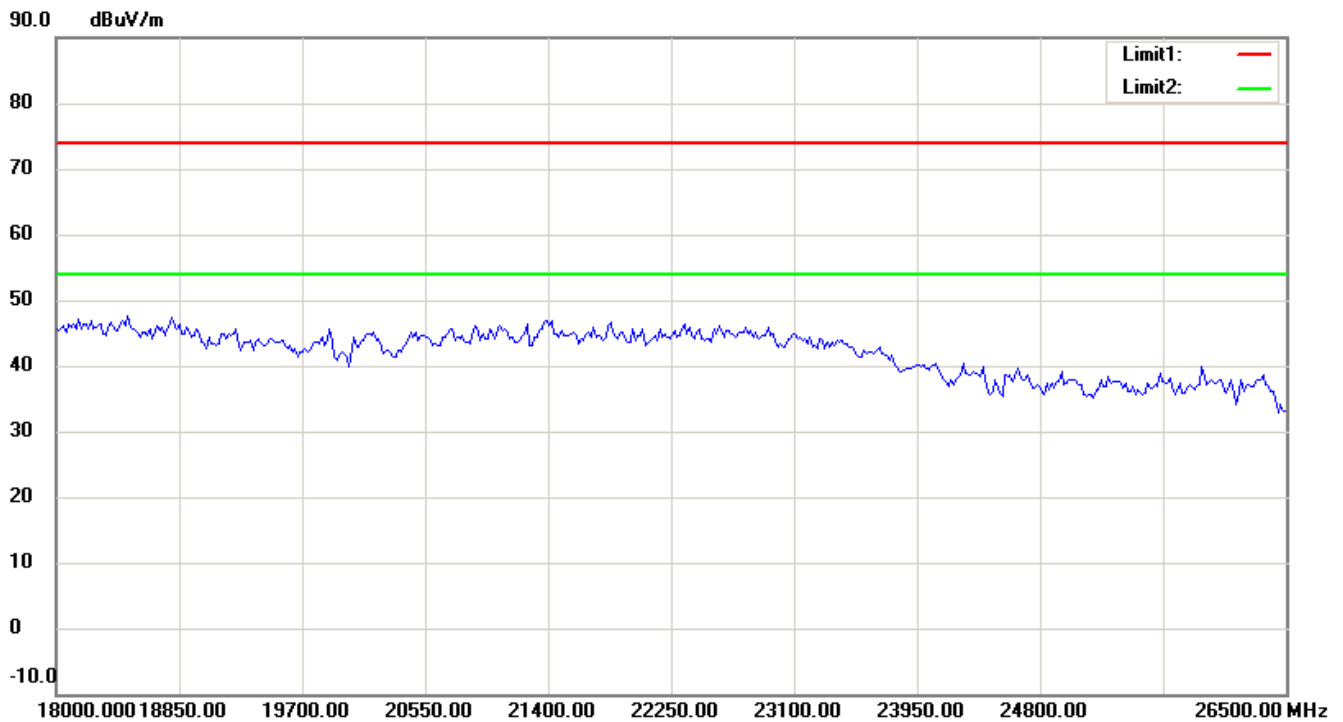
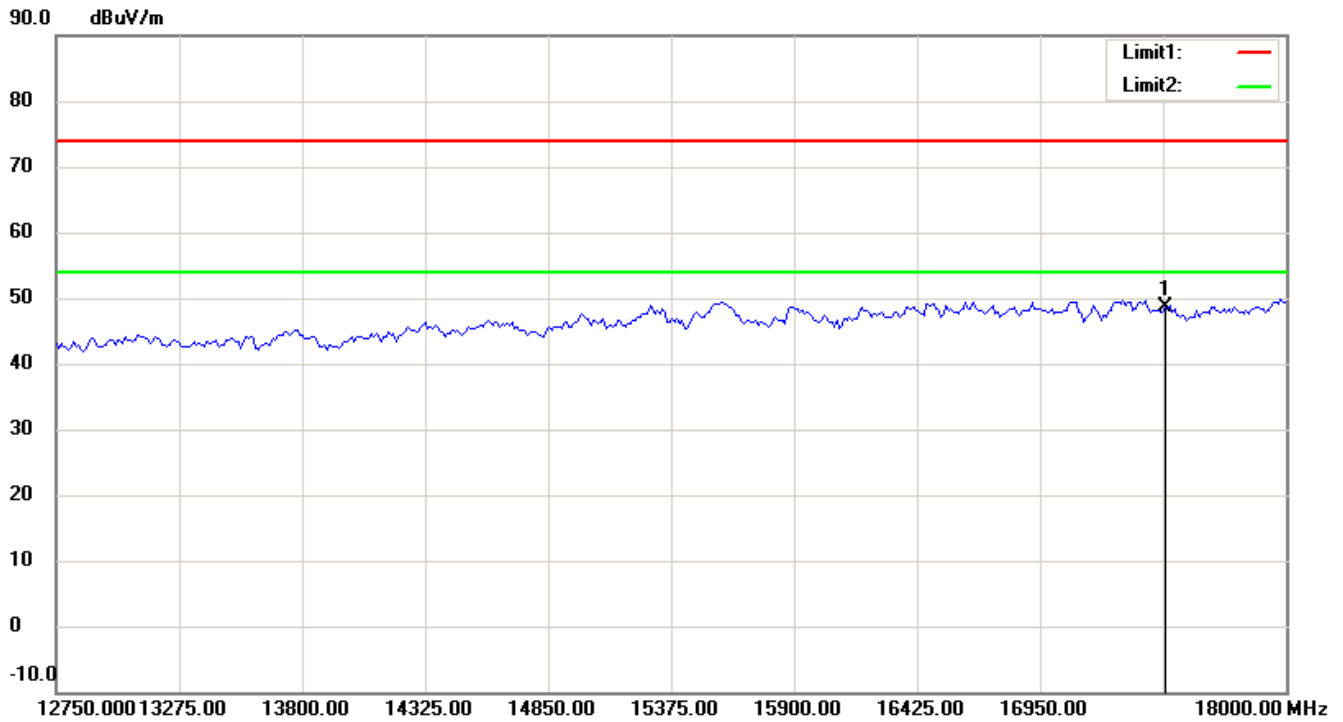
Up Line: Peak Limit Line Down Line: Ave Limit Line

Note:

1. The attached measurement plots are preliminarily pre-scanned with peak detector for determining the final checking frequencies and are for reference only.
2. The some frequencies may exceed the limit line without the specified detectors, but that cannot present the results are failed to the specification of test standard.
3. For corrected test results are listed in the relevant table of radiated test data of this test report.



Registration number: W6M21306-13280-C-1
FCC ID: IR5DK10



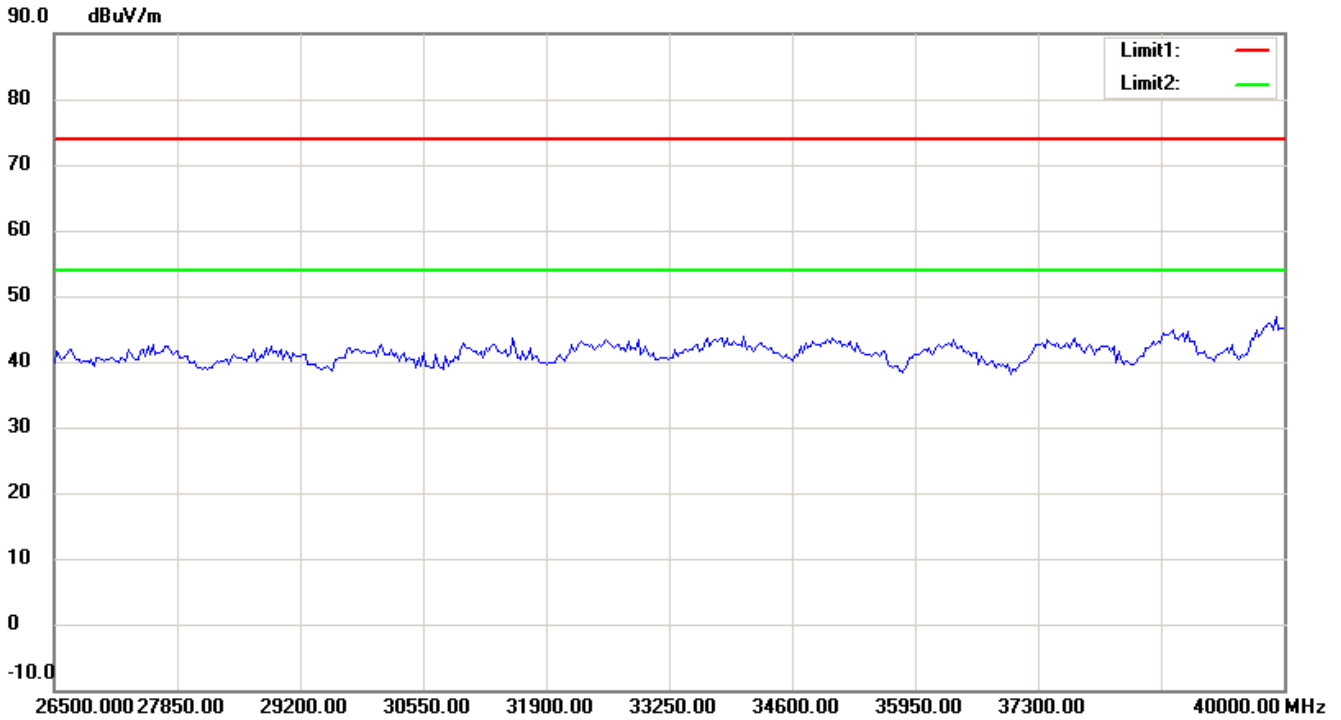
Up Line: Peak Limit Line Down Line: Ave Limit Line

Note:

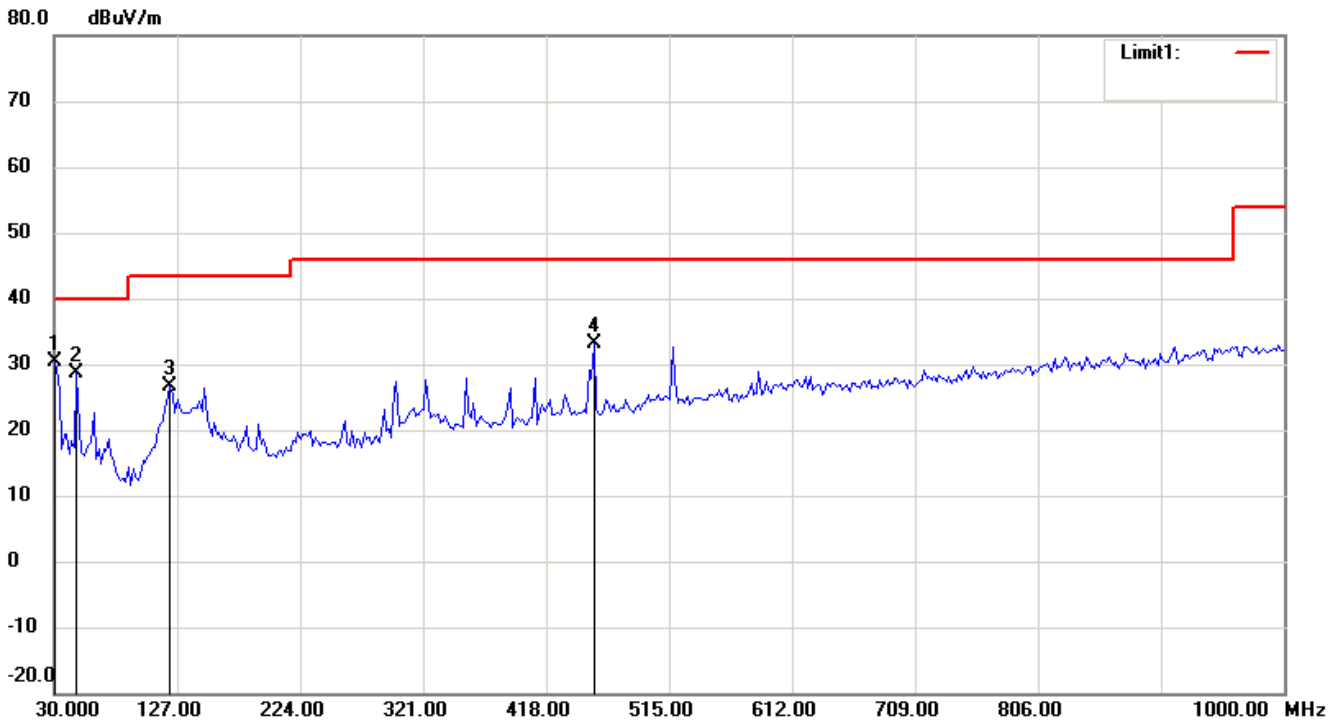
1. The attached measurement plots are preliminarily pre-scanned with peak detector for determining the final checking frequencies and are for reference only.
2. The some frequencies may exceed the limit line without the specified detectors, but that cannot present the results are failed to the specification of test standard.
3. For corrected test results are listed in the relevant table of radiated test data of this test report.



Registration number: W6M21306-13280-C-1
FCC ID: IR5DK10



Antenna Polarization V



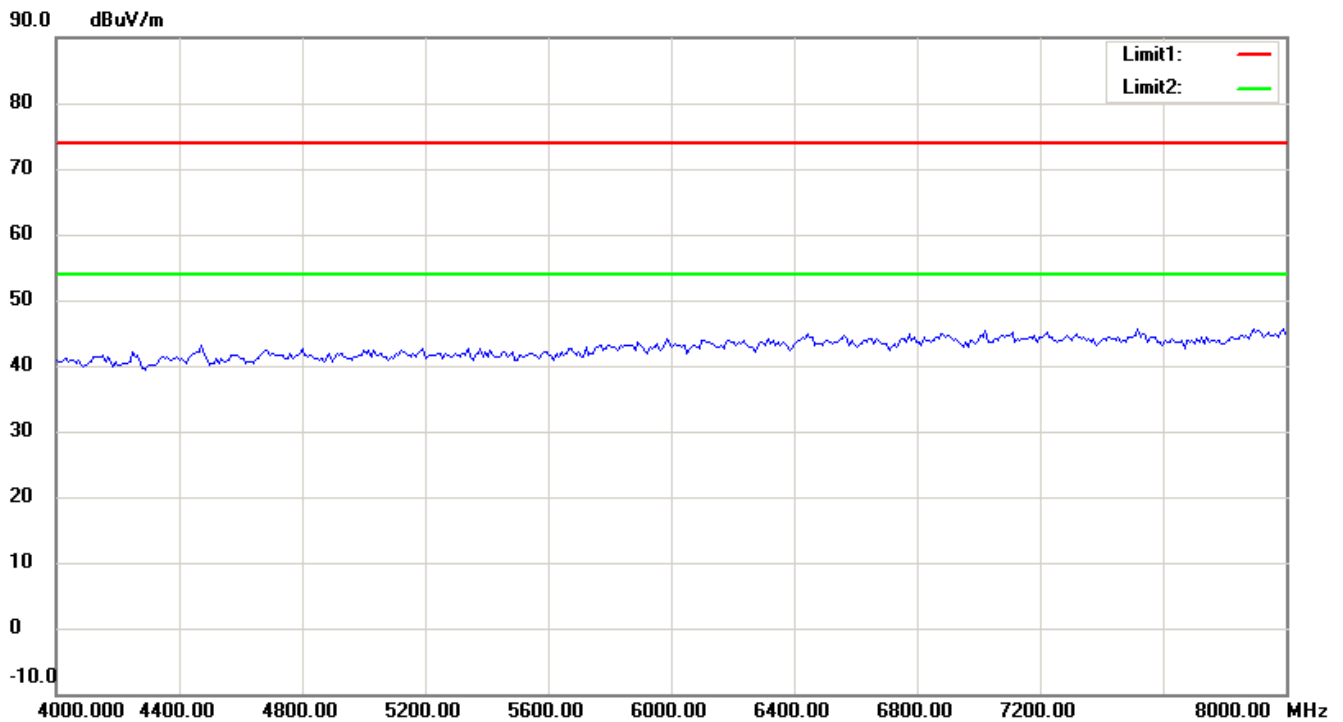
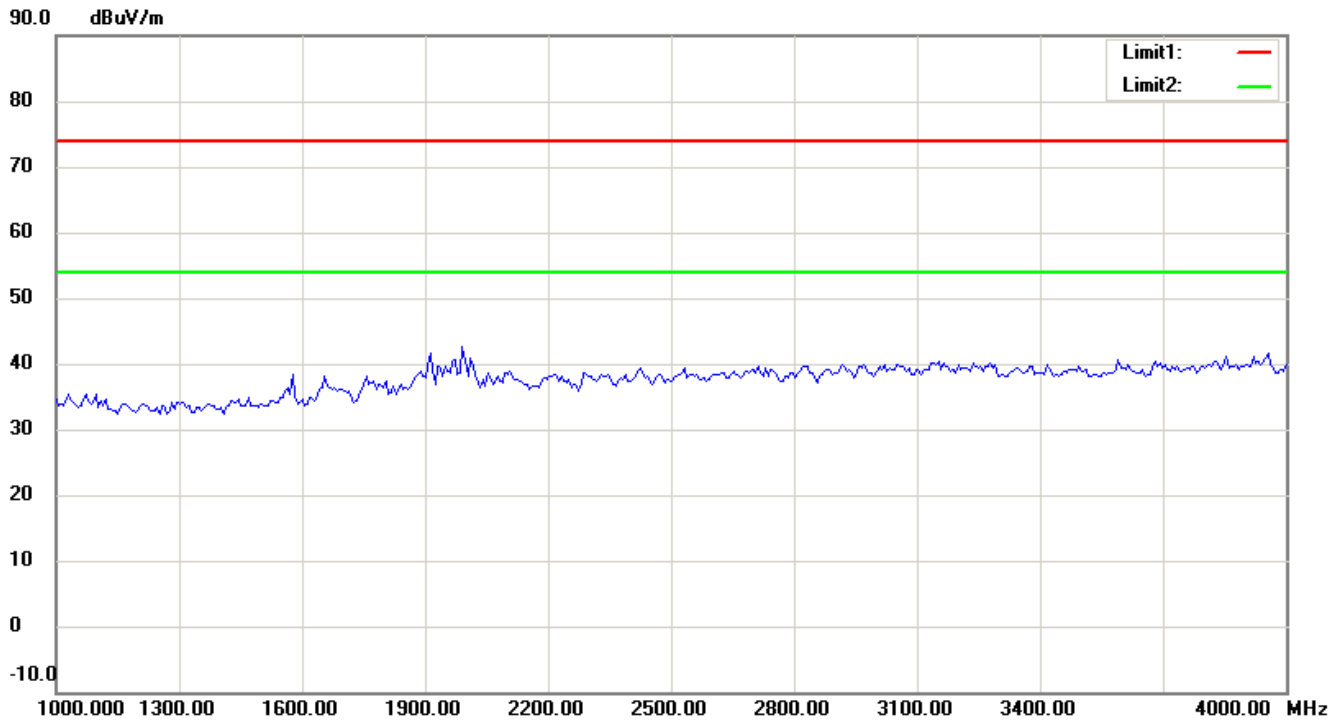
Up Line: Peak Limit Line Down Line: Ave Limit Line

Note:

1. The attached measurement plots are preliminarily pre-scanned with peak detector for determining the final checking frequencies and are for reference only.
2. The some frequencies may exceed the limit line without the specified detectors, but that cannot present the results are failed to the specification of test standard.
3. For corrected test results are listed in the relevant table of radiated test data of this test report.



Registration number: W6M21306-13280-C-1
FCC ID: IR5DK10



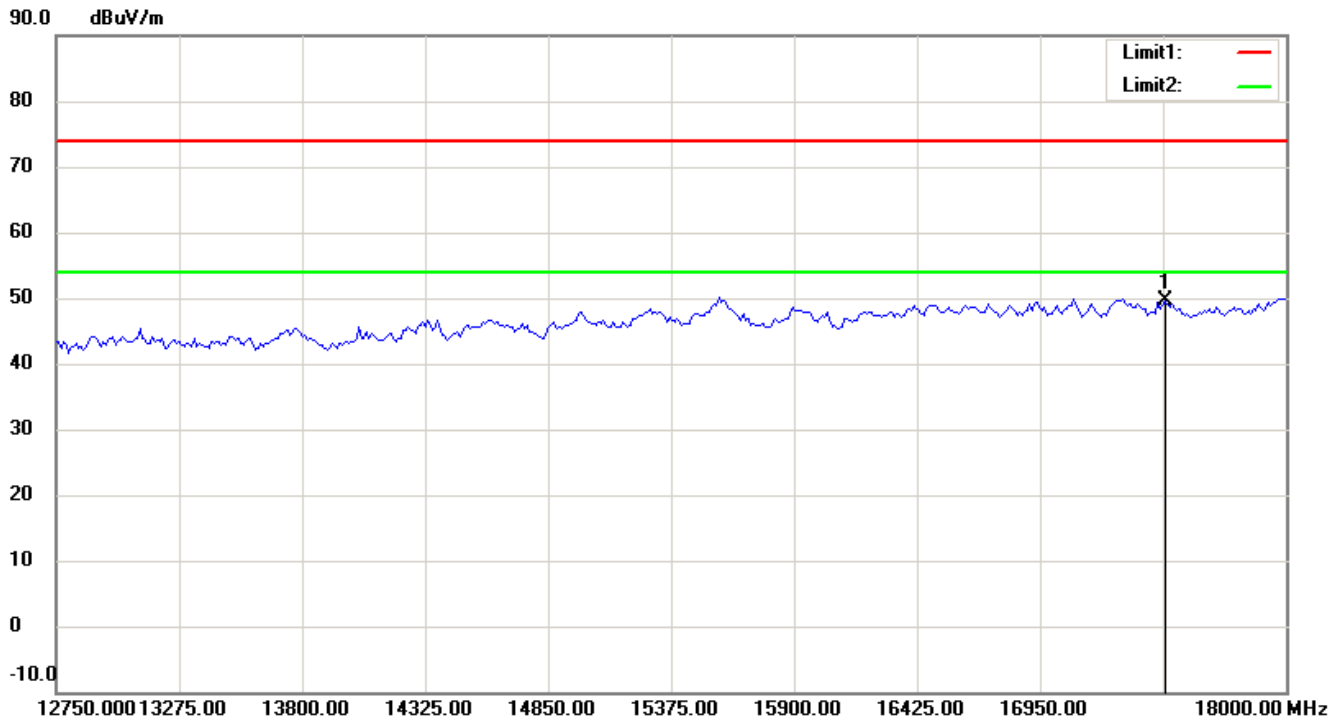
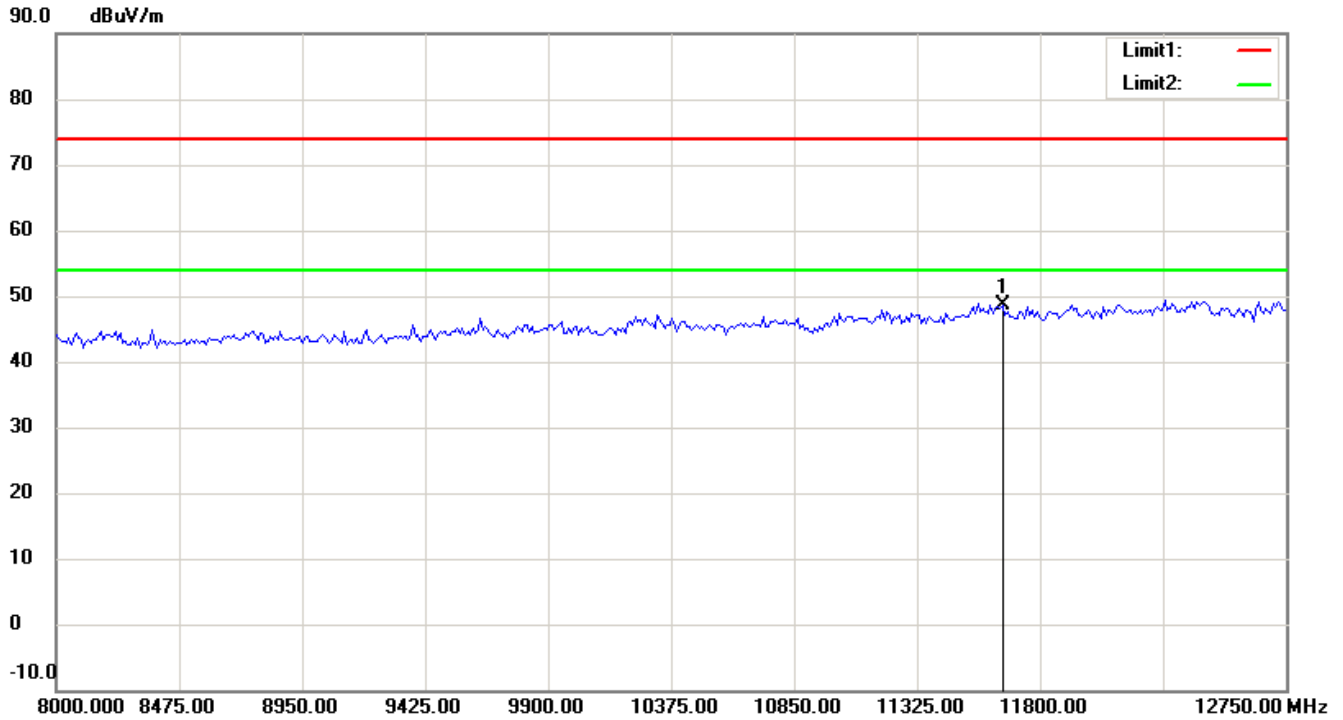
Up Line: Peak Limit Line Down Line: Ave Limit Line

Note:

1. The attached measurement plots are preliminarily pre-scanned with peak detector for determining the final checking frequencies and are for reference only.
2. The some frequencies may exceed the limit line without the specified detectors, but that cannot present the results are failed to the specification of test standard.
3. For corrected test results are listed in the relevant table of radiated test data of this test report.



Registration number: W6M21306-13280-C-1
FCC ID: IR5DK10



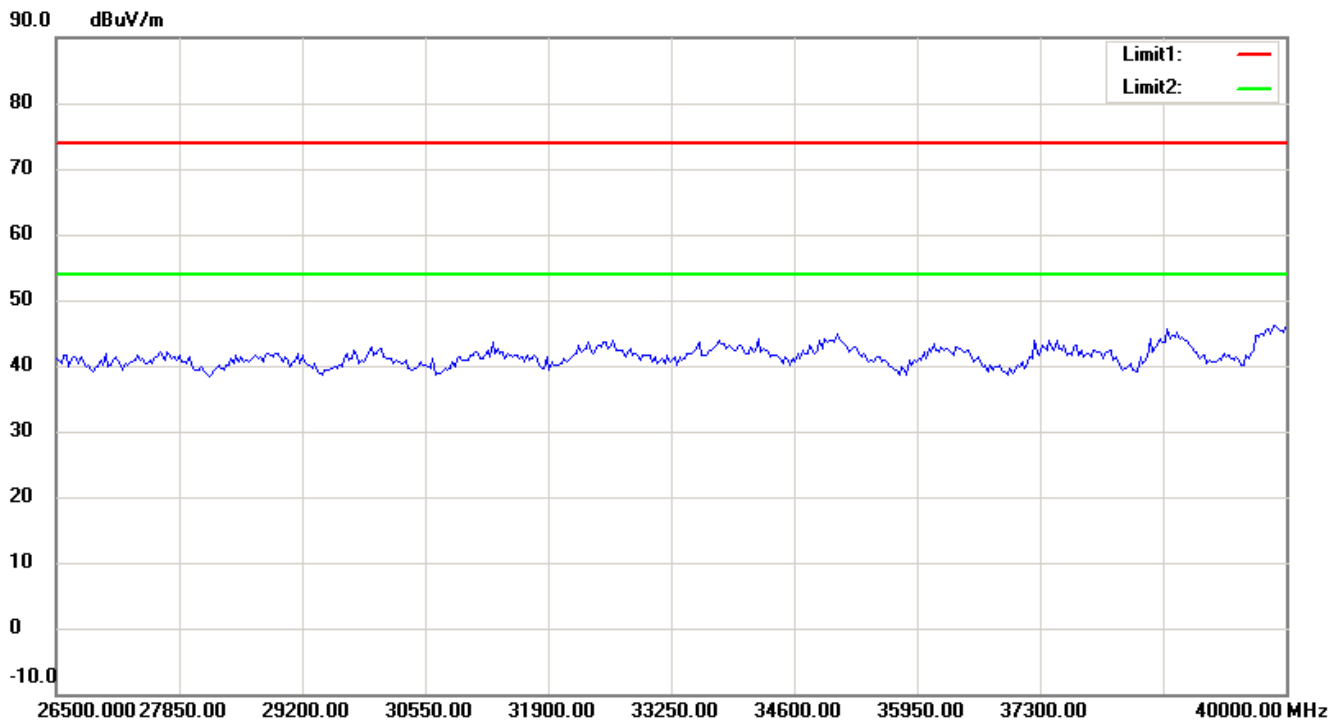
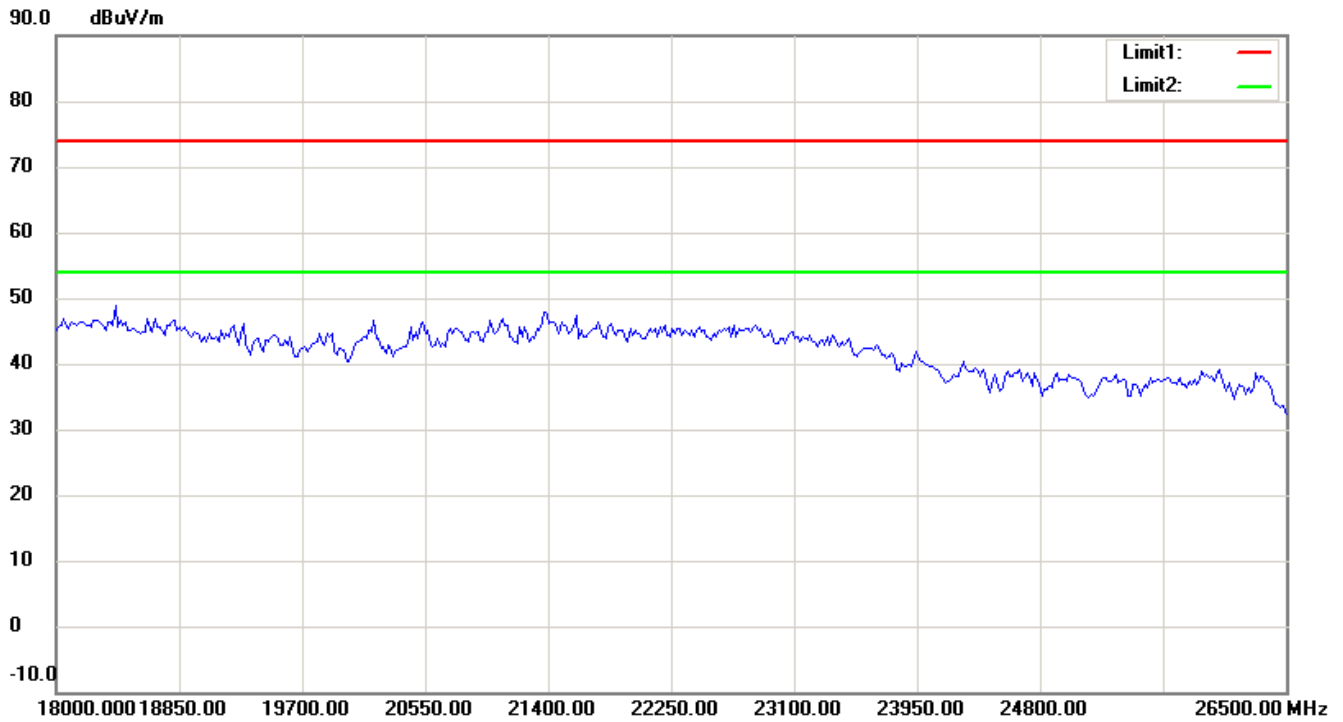
Up Line: Peak Limit Line Down Line: Ave Limit Line

Note:

1. The attached measurement plots are preliminarily pre-scanned with peak detector for determining the final checking frequencies and are for reference only.
2. The some frequencies may exceed the limit line without the specified detectors, but that cannot present the results are failed to the specification of test standard.
3. For corrected test results are listed in the relevant table of radiated test data of this test report.



Registration number: W6M21306-13280-C-1
FCC ID: IR5DK10



Up Line: Peak Limit Line Down Line: Ave Limit Line

Note:

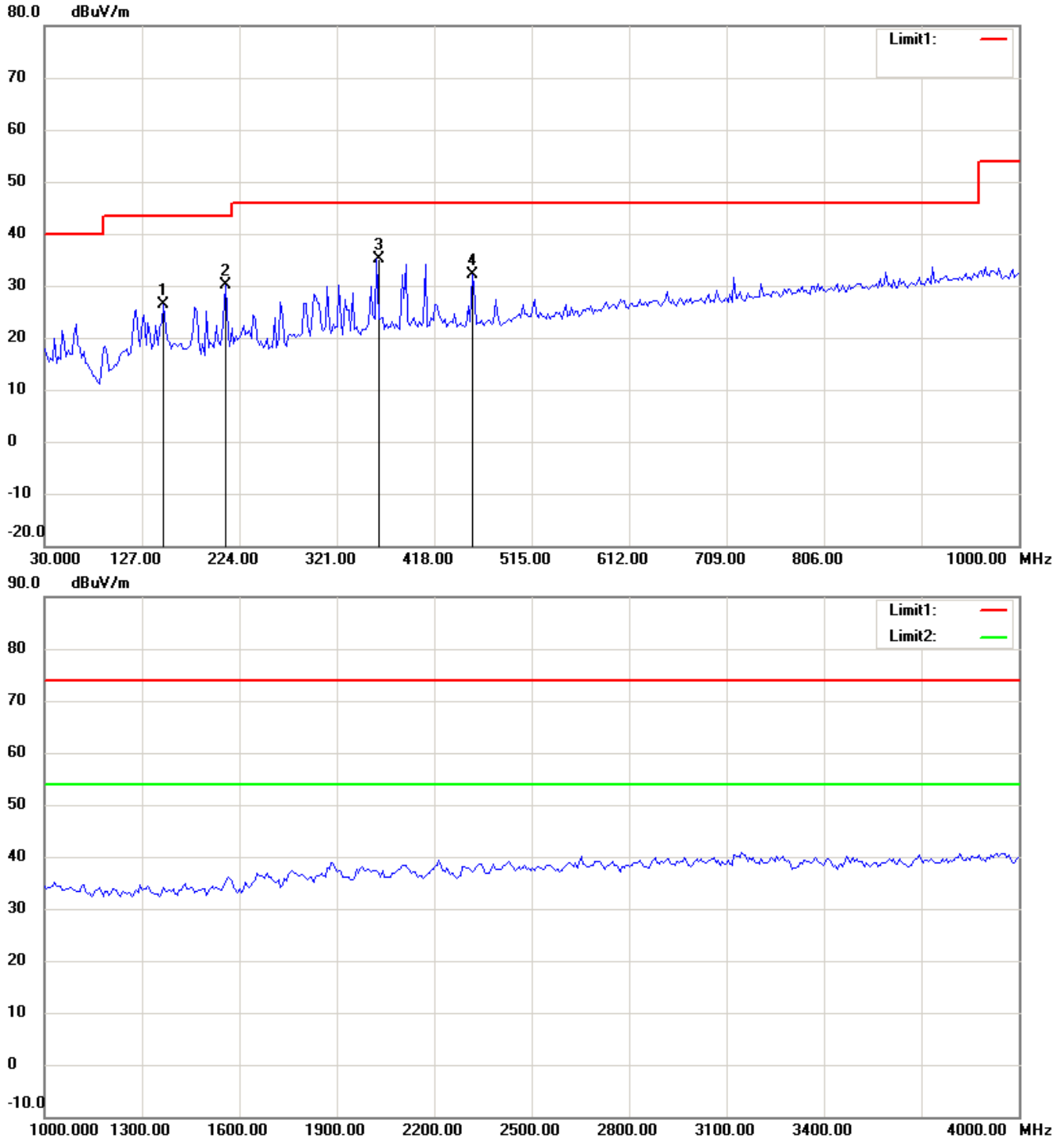
1. The attached measurement plots are preliminarily pre-scanned with peak detector for determining the final checking frequencies and are for reference only.
2. The some frequencies may exceed the limit line without the specified detectors, but that cannot present the results are failed to the specification of test standard.
3. For corrected test results are listed in the relevant table of radiated test data of this test report.



Registration number: W6M21306-13280-C-1
FCC ID: IR5DK10

TX 802.11n 40M 5755MHz

Antenna Polarization H



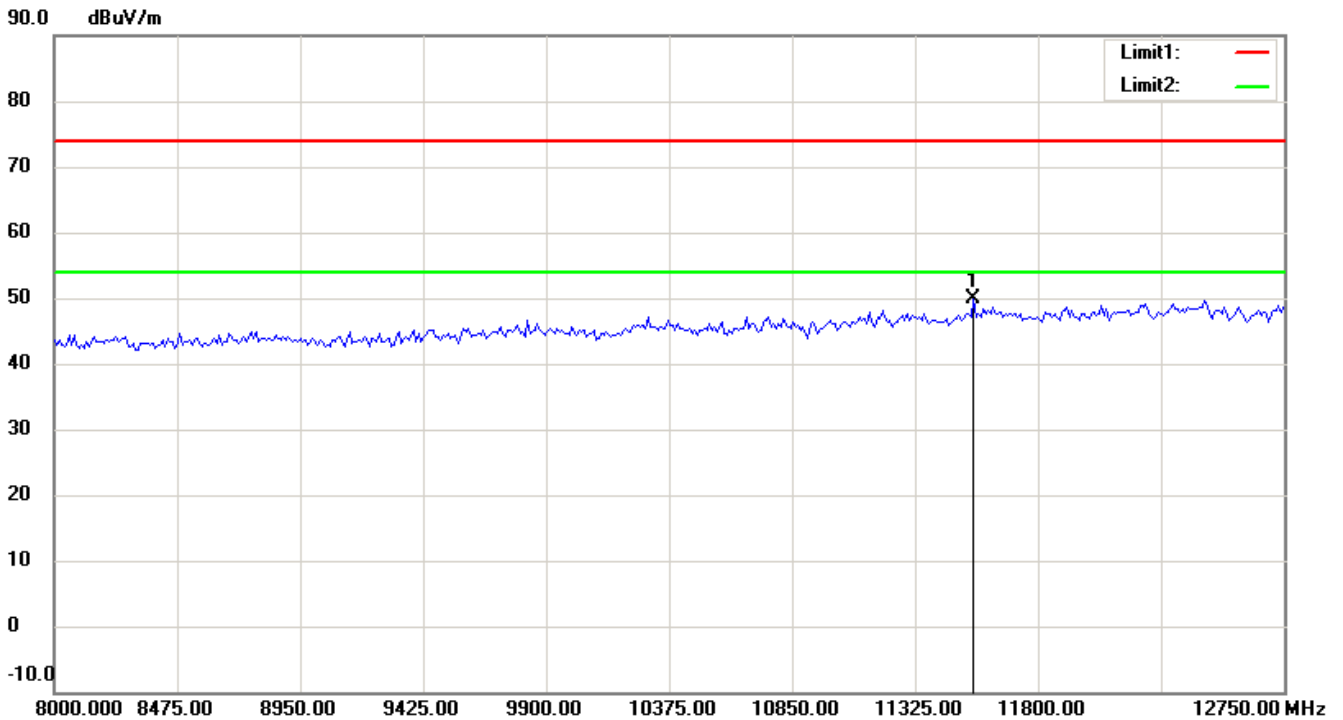
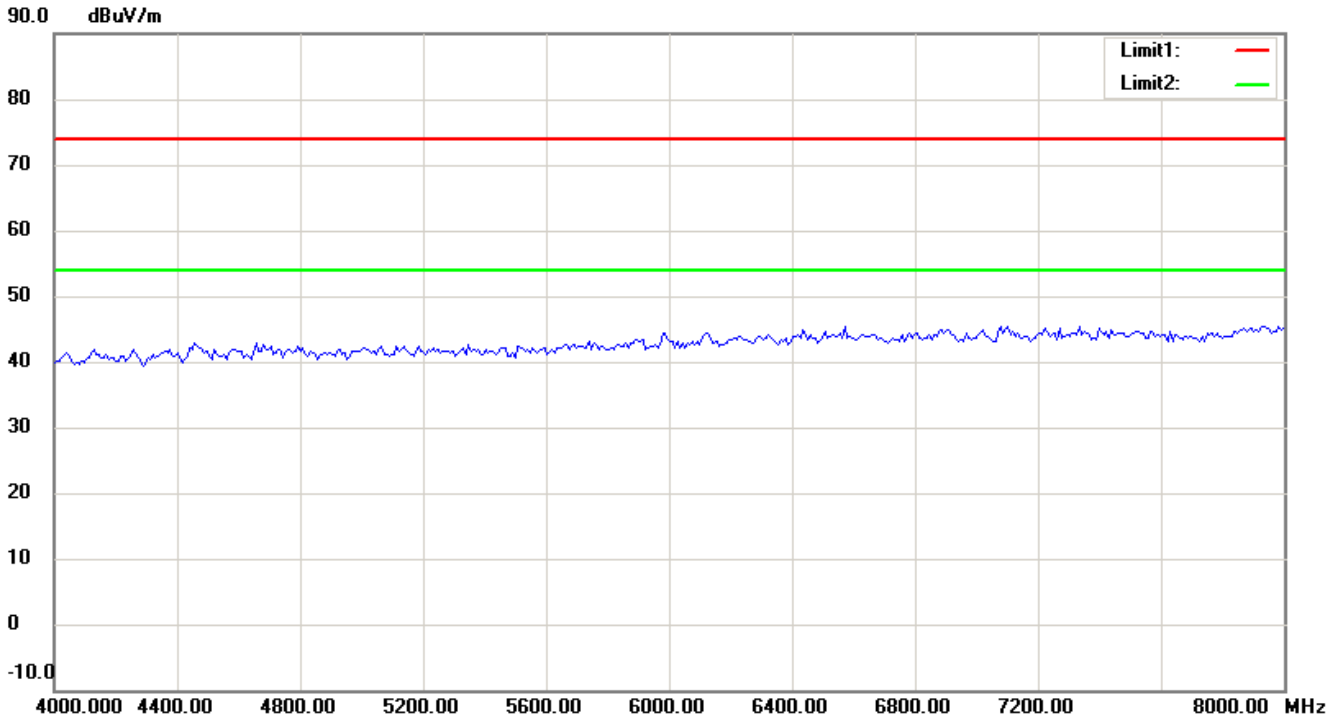
Up Line: Peak Limit Line Down Line: Ave Limit Line

Note:

1. The attached measurement plots are preliminarily pre-scanned with peak detector for determining the final checking frequencies and are for reference only.
2. The some frequencies may exceed the limit line without the specified detectors, but that cannot present the results are failed to the specification of test standard.
3. For corrected test results are listed in the relevant table of radiated test data of this test report.




Registration number: W6M21306-13280-C-1
FCC ID: IR5DK10



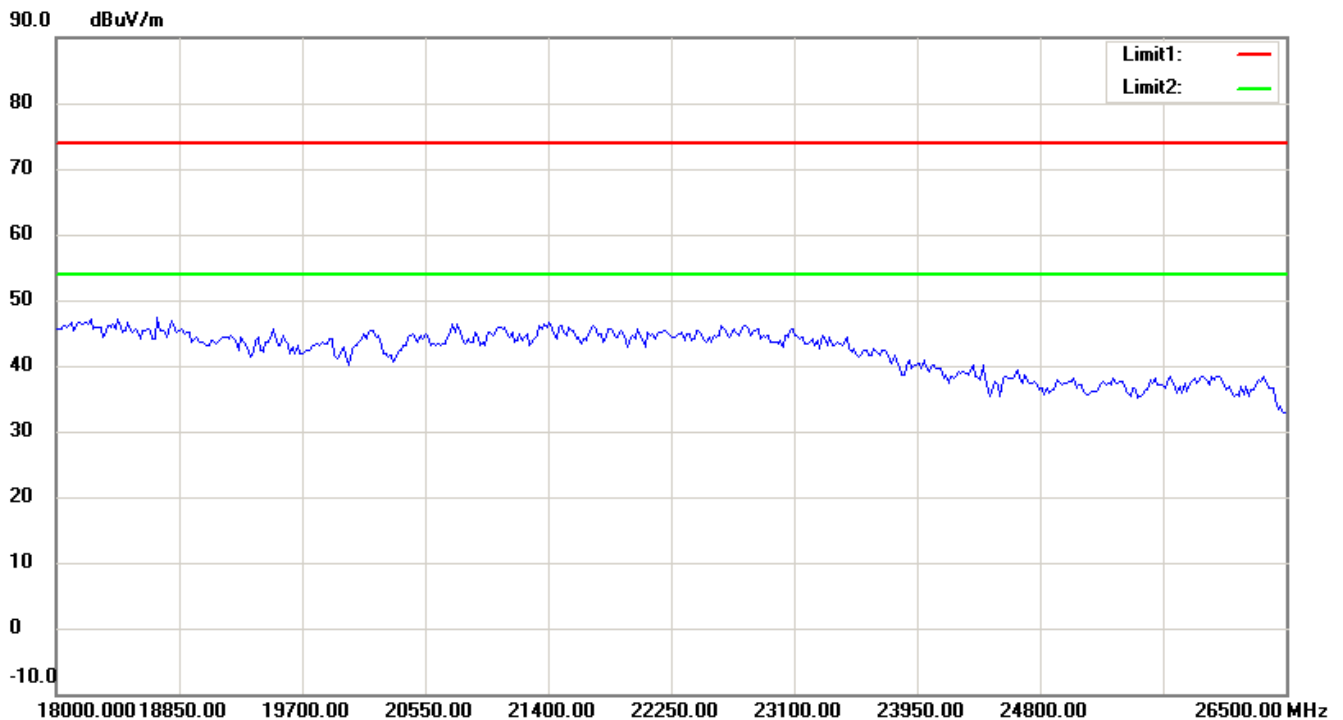
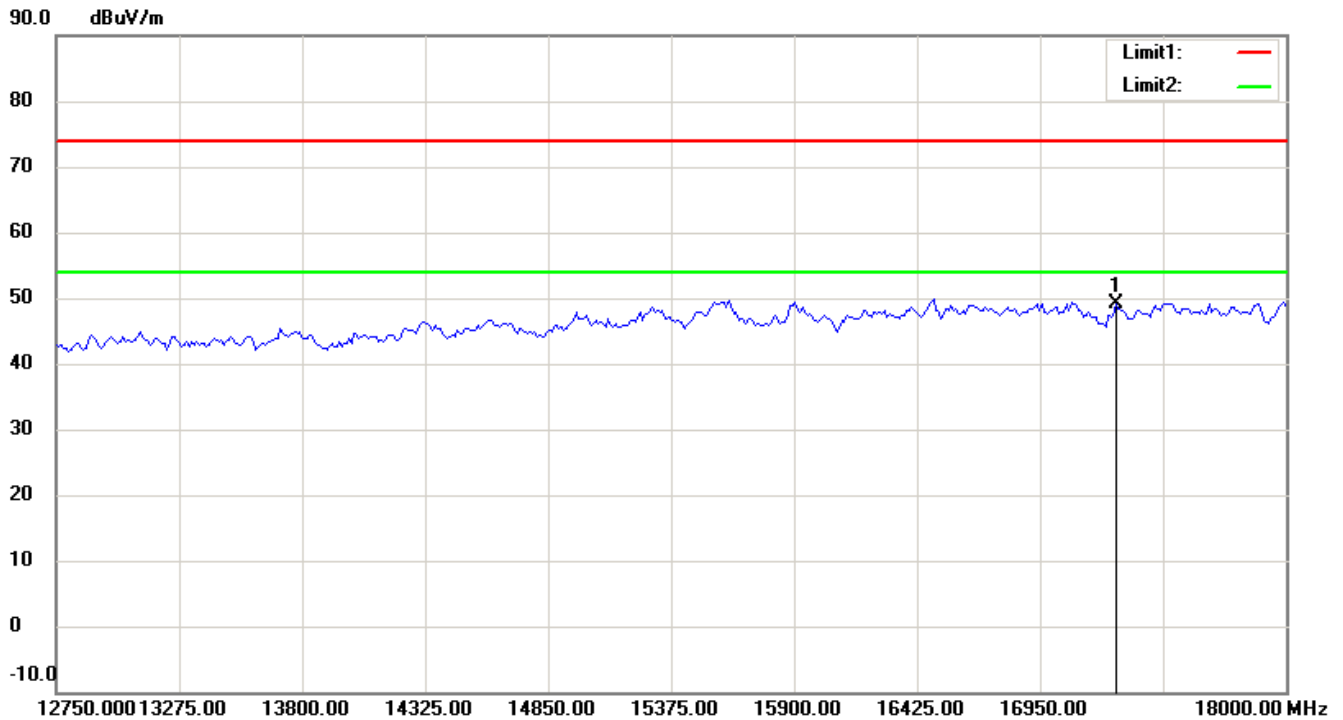
Up Line: Peak Limit Line Down Line: Ave Limit Line

Note:

1. The attached measurement plots are preliminarily pre-scanned with peak detector for determining the final checking frequencies and are for reference only.
2. The some frequencies may exceed the limit line without the specified detectors, but that cannot present the results are failed to the specification of test standard.
3. For corrected test results are listed in the relevant table of radiated test data of this test report.



Registration number: W6M21306-13280-C-1
FCC ID: IR5DK10



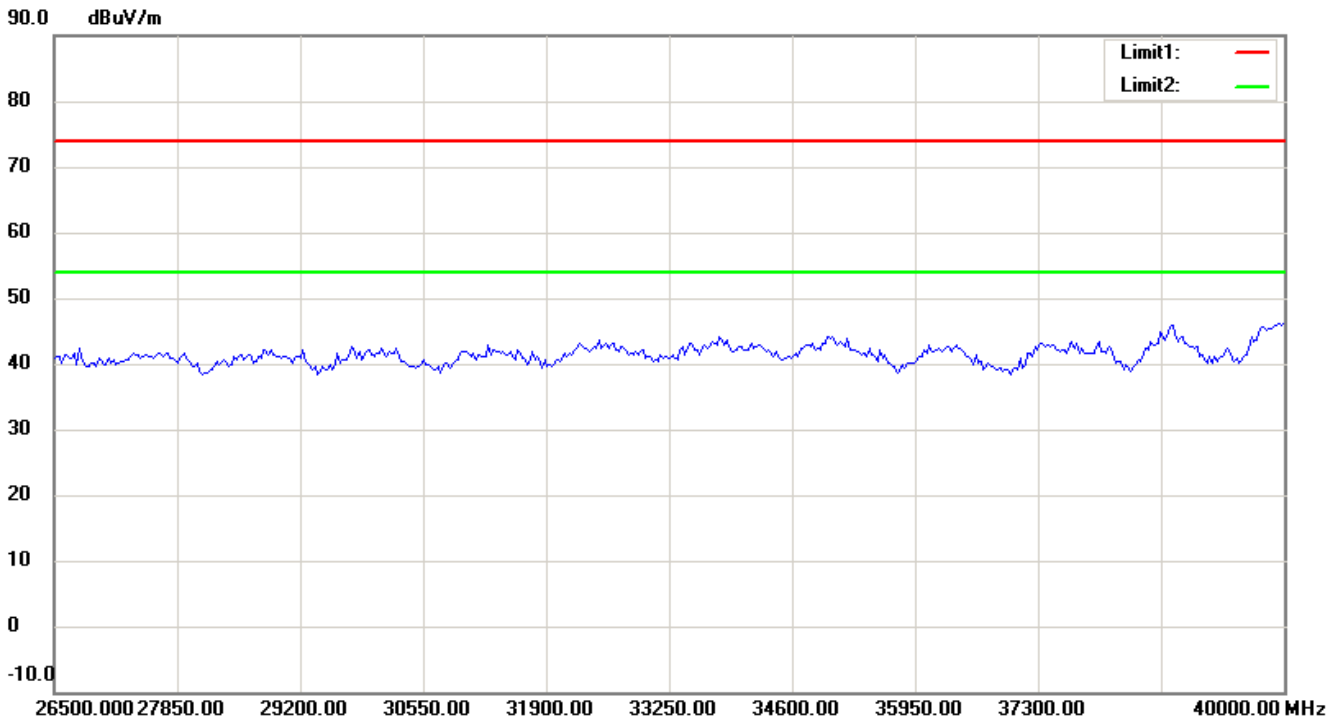
Up Line: Peak Limit Line Down Line: Ave Limit Line

Note:

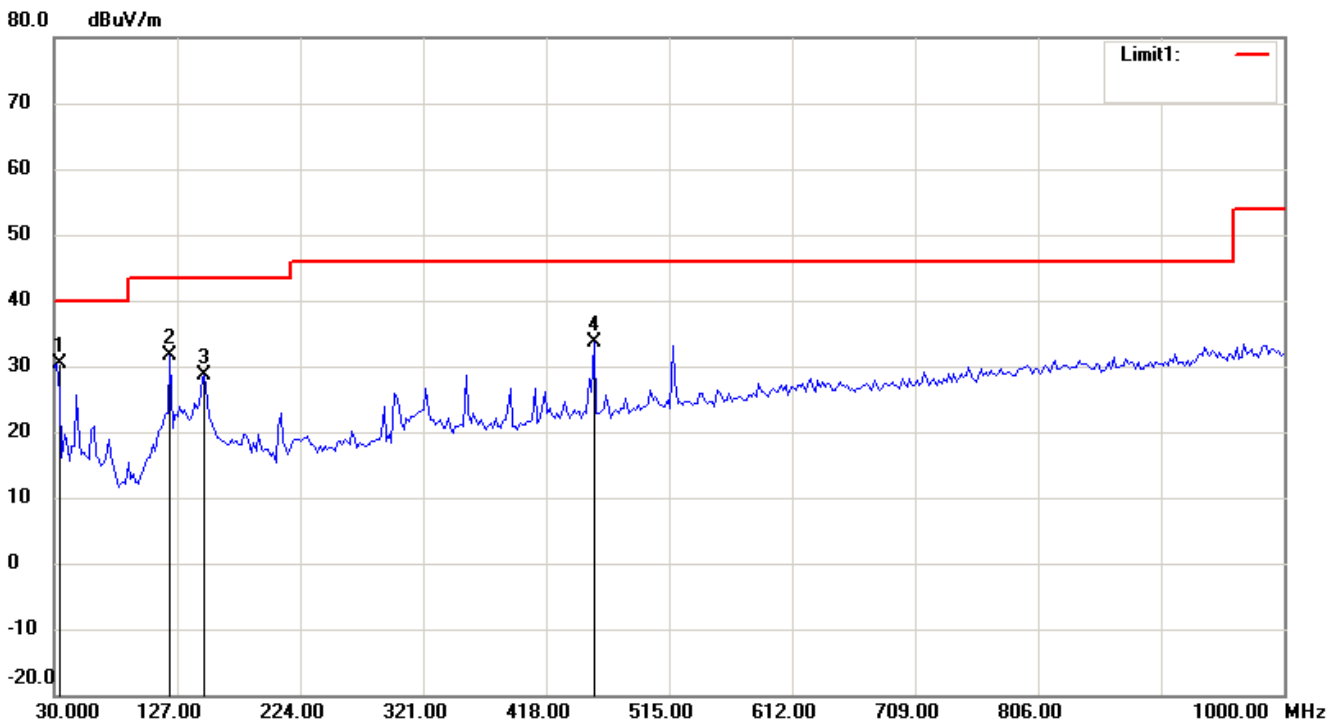
1. The attached measurement plots are preliminarily pre-scanned with peak detector for determining the final checking frequencies and are for reference only.
2. The some frequencies may exceed the limit line without the specified detectors, but that cannot present the results are failed to the specification of test standard.
3. For corrected test results are listed in the relevant table of radiated test data of this test report.



Registration number: W6M21306-13280-C-1
FCC ID: IR5DK10



Antenna Polarization V



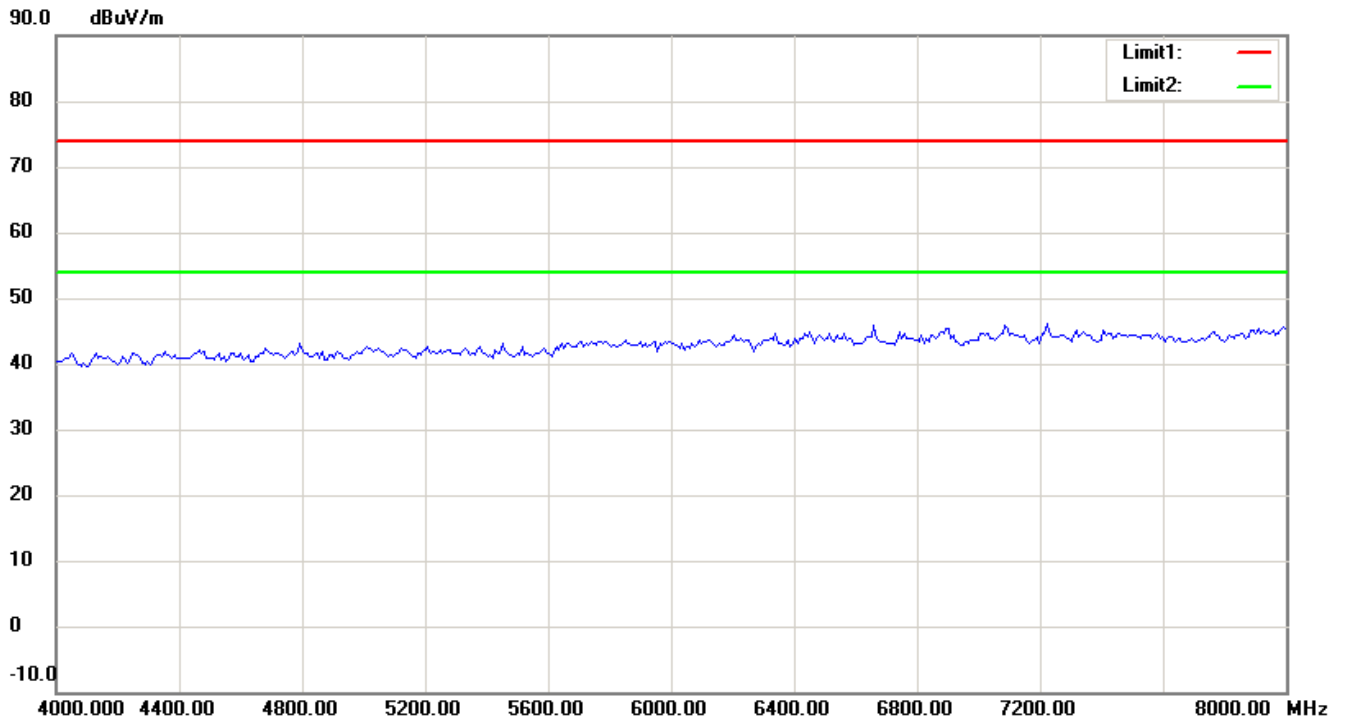
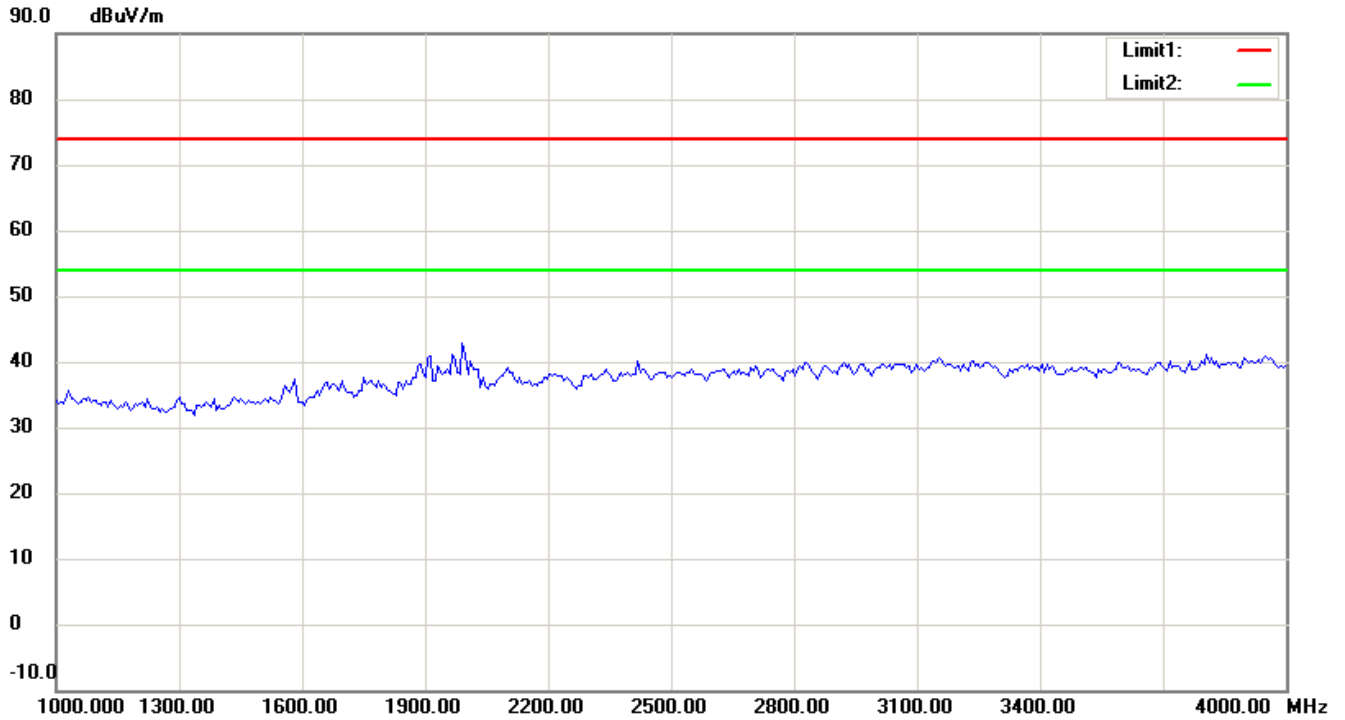
Up Line: Peak Limit Line Down Line: Ave Limit Line

Note:

1. The attached measurement plots are preliminarily pre-scanned with peak detector for determining the final checking frequencies and are for reference only.
2. The some frequencies may exceed the limit line without the specified detectors, but that cannot present the results are failed to the specification of test standard.
3. For corrected test results are listed in the relevant table of radiated test data of this test report.



Registration number: W6M21306-13280-C-1
FCC ID: IR5DK10



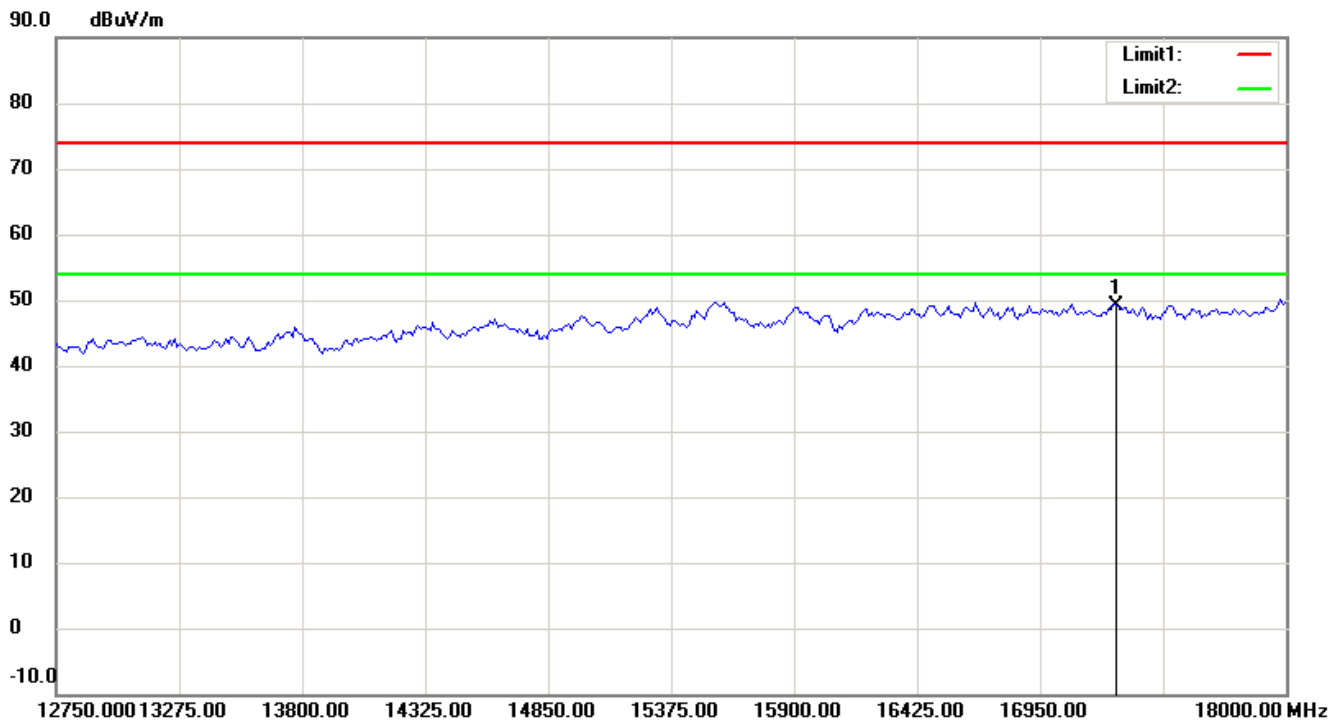
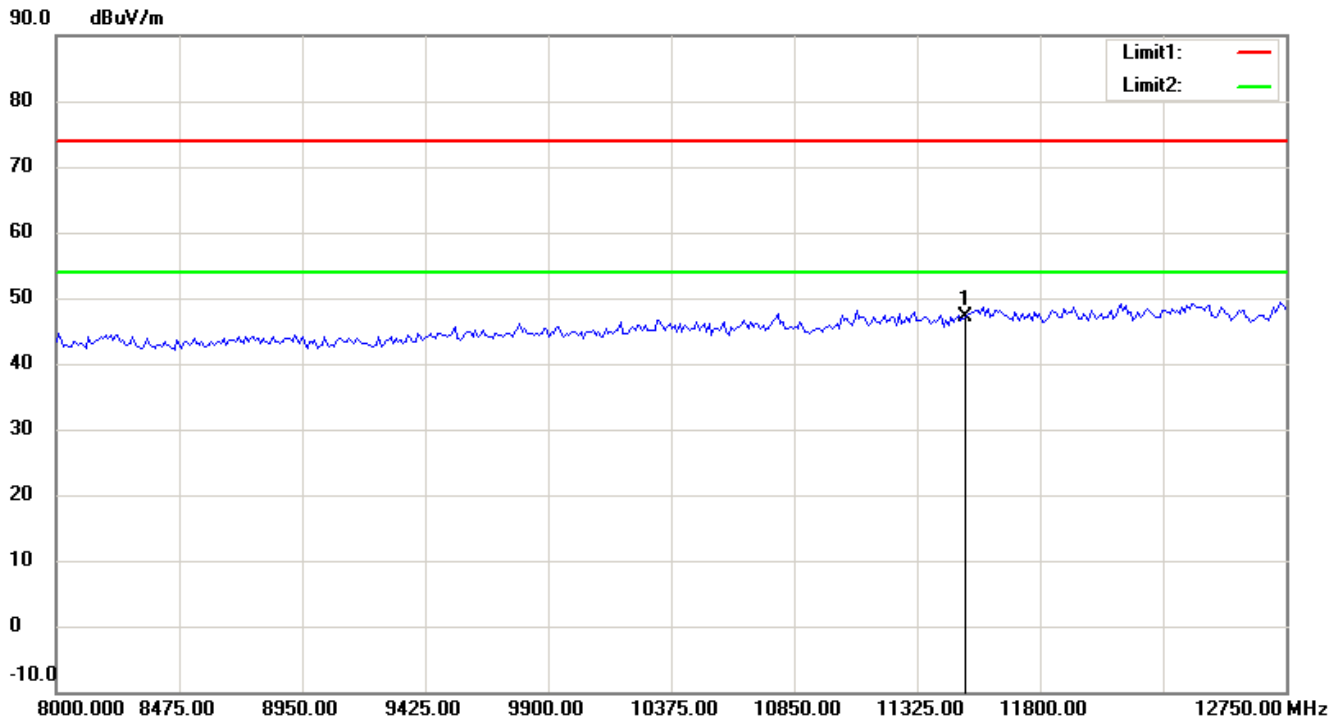
Up Line: Peak Limit Line Down Line: Ave Limit Line

Note:

1. The attached measurement plots are preliminarily pre-scanned with peak detector for determining the final checking frequencies and are for reference only.
2. The some frequencies may exceed the limit line without the specified detectors, but that cannot present the results are failed to the specification of test standard.
3. For corrected test results are listed in the relevant table of radiated test data of this test report.



Registration number: W6M21306-13280-C-1
FCC ID: IR5DK10



Up Line: Peak Limit Line Down Line: Ave Limit Line

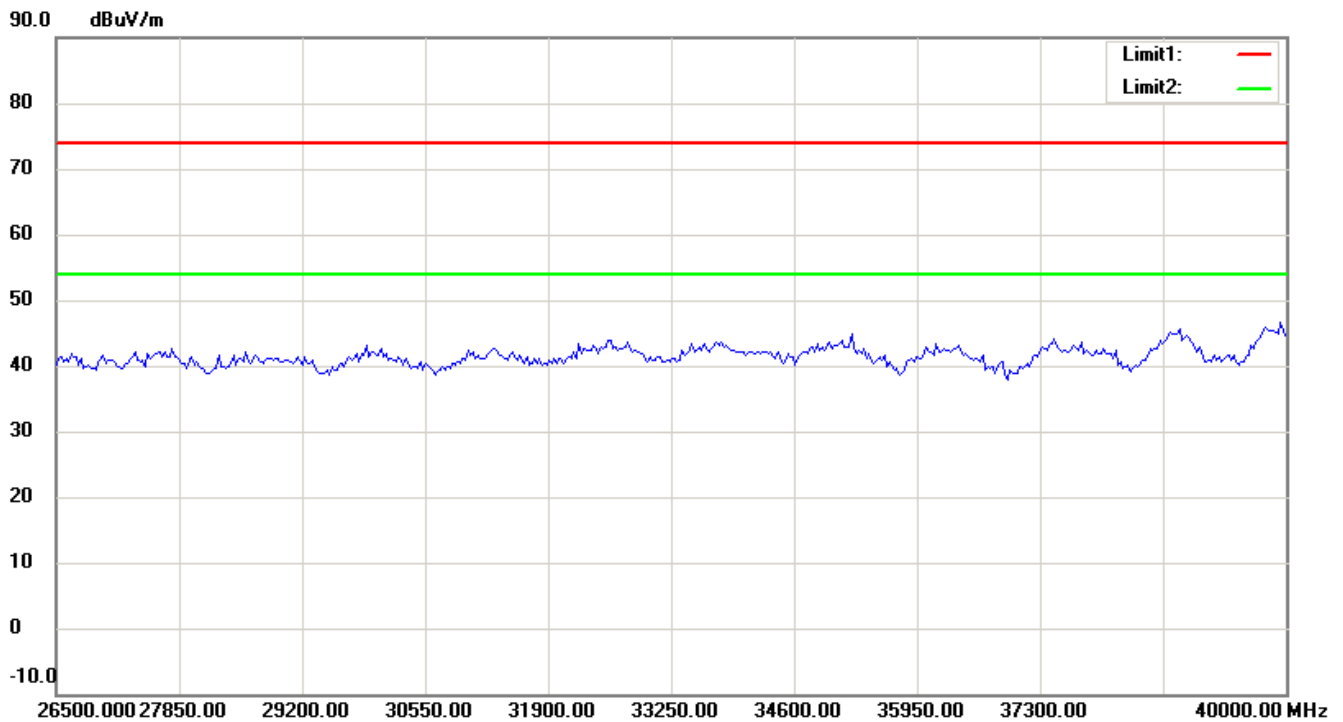
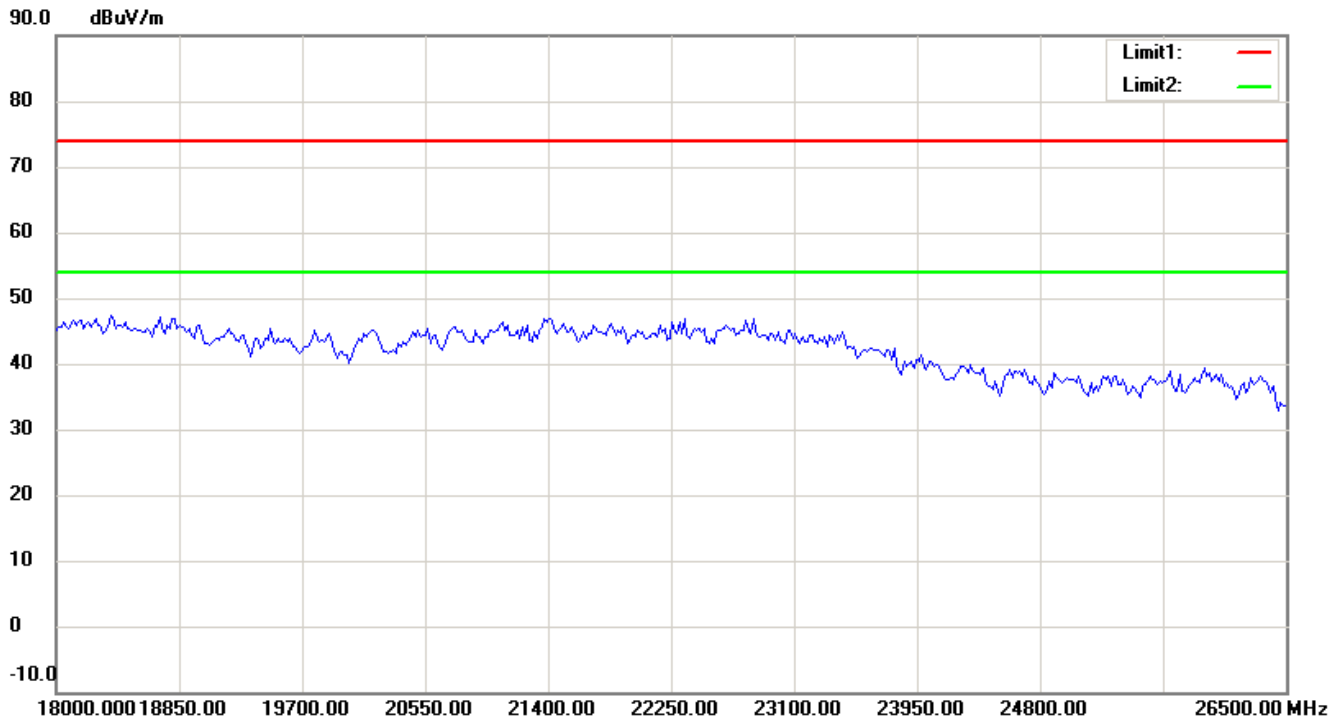
Note:

1. The attached measurement plots are preliminarily pre-scanned with peak detector for determining the final checking frequencies and are for reference only.
2. The some frequencies may exceed the limit line without the specified detectors, but that cannot present the results are failed to the specification of test standard.
3. For corrected test results are listed in the relevant table of radiated test data of this test report.



Worldwide Testing Services(Taiwan) Co., Ltd.

Registration number: W6M21306-13280-C-1
FCC ID: IR5DK10



Up Line: Peak Limit Line Down Line: Ave Limit Line

Note:

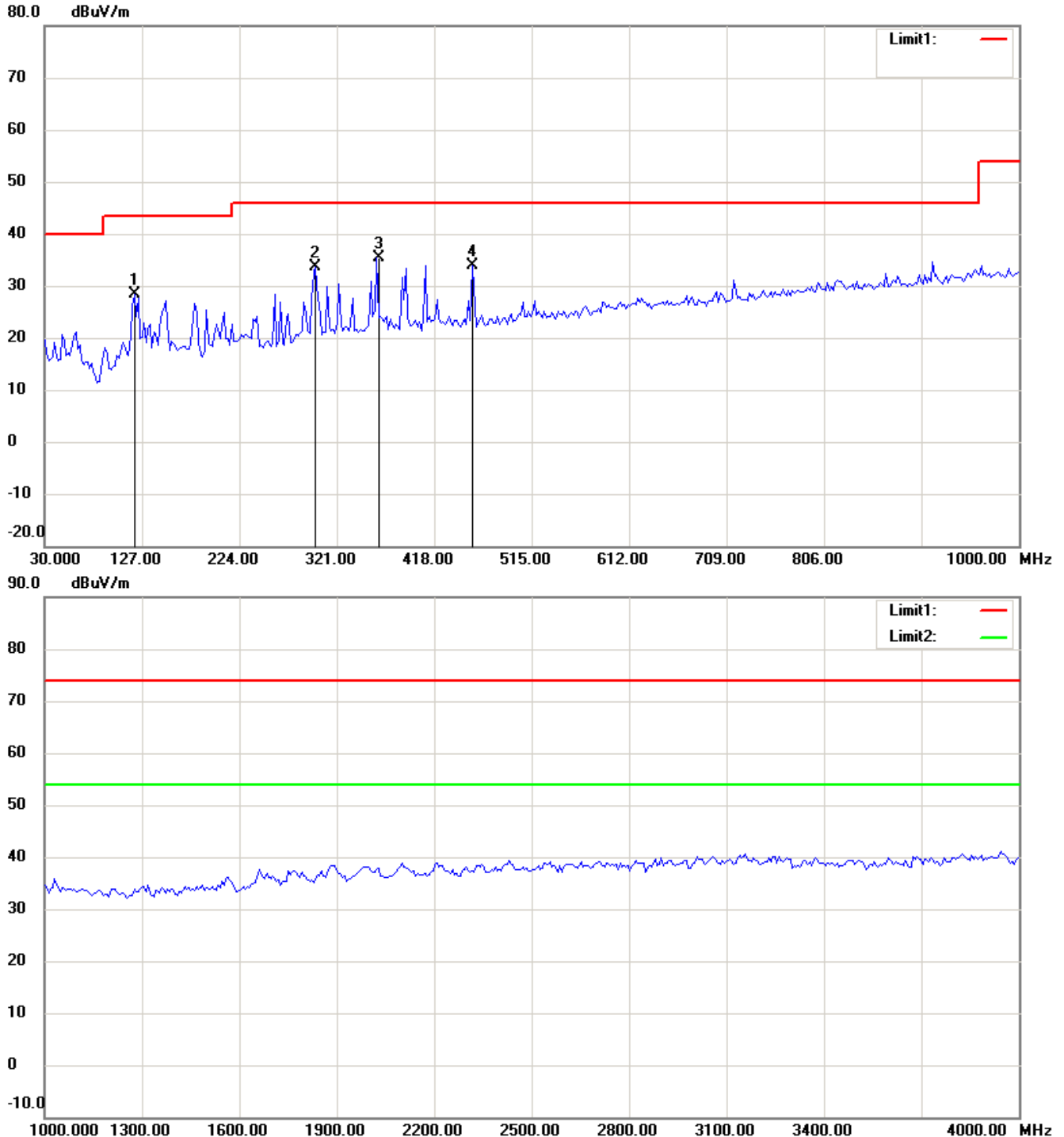
1. The attached measurement plots are preliminarily pre-scanned with peak detector for determining the final checking frequencies and are for reference only.
2. The some frequencies may exceed the limit line without the specified detectors, but that cannot present the results are failed to the specification of test standard.
3. For corrected test results are listed in the relevant table of radiated test data of this test report.



Registration number: W6M21306-13280-C-1
FCC ID: IR5DK10

TX 802.11n 40M 5795MHz

Antenna Polarization H



Up Line: Peak Limit Line Down Line: Ave Limit Line

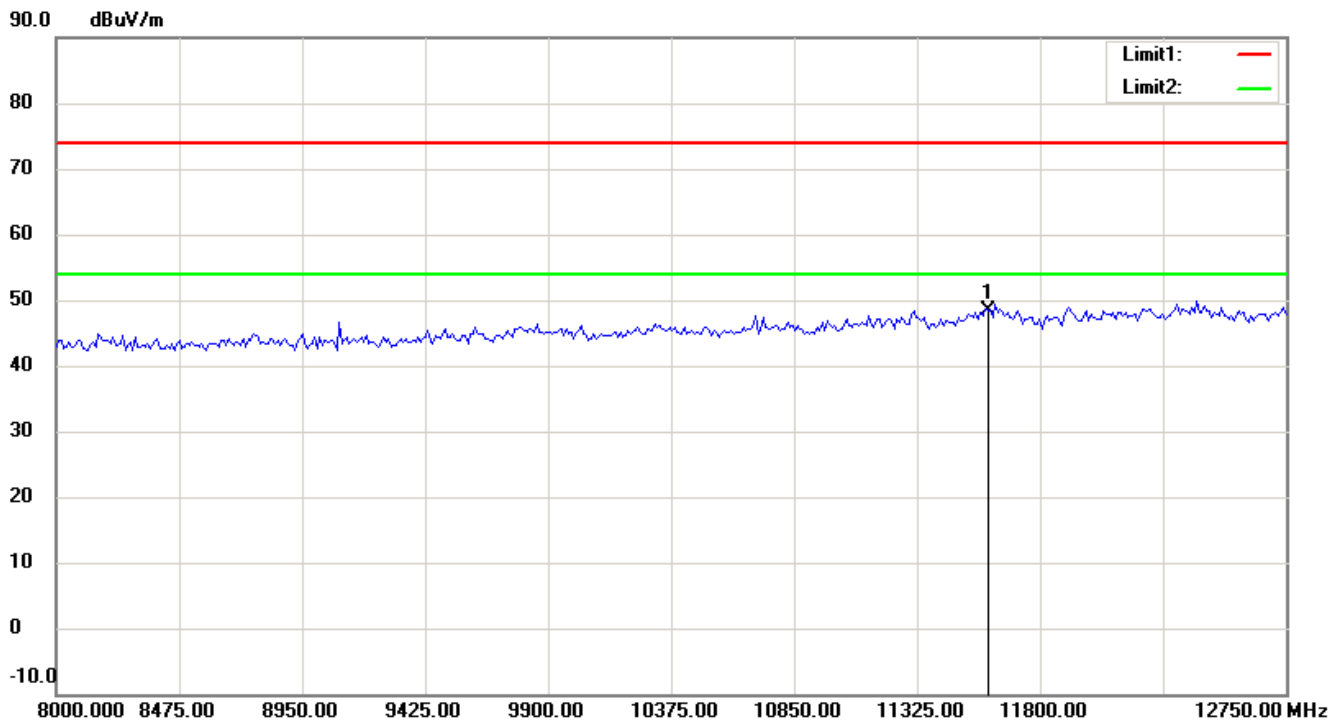
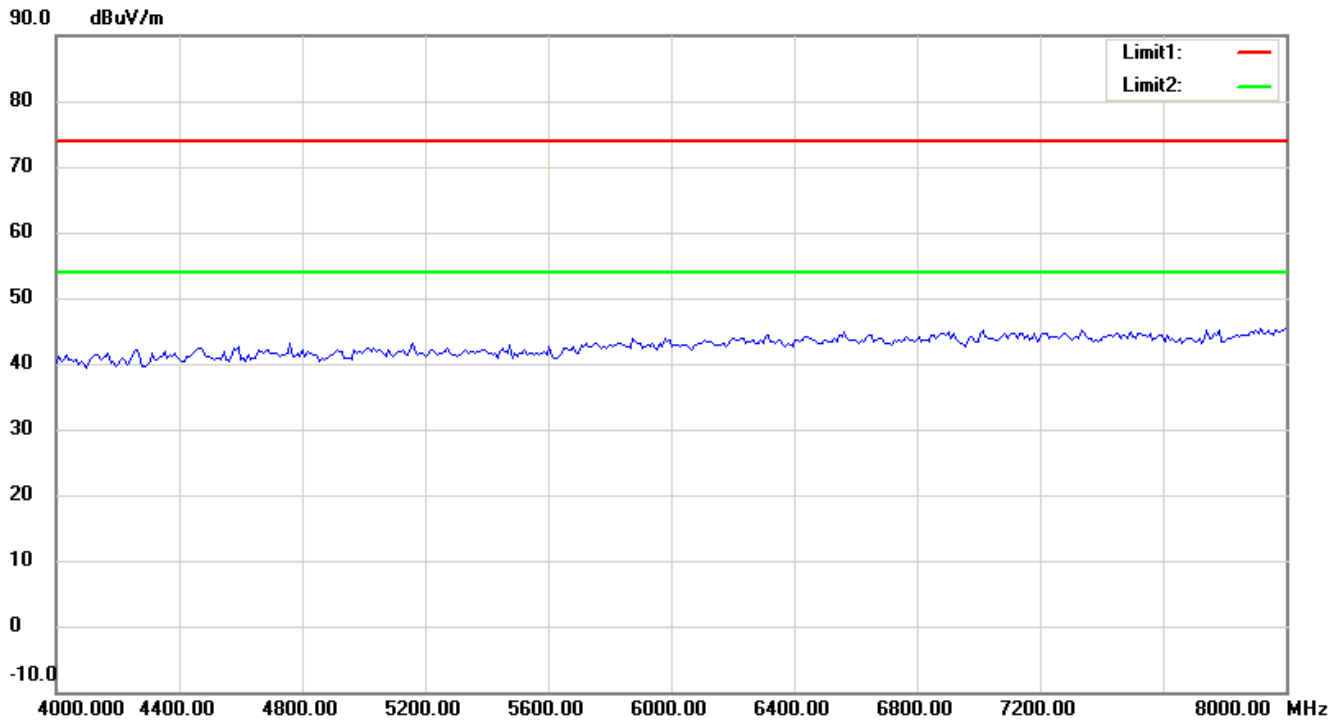
Note:

1. The attached measurement plots are preliminarily pre-scanned with peak detector for determining the final checking frequencies and are for reference only.
2. The some frequencies may exceed the limit line without the specified detectors, but that cannot present the results are failed to the specification of test standard.
3. For corrected test results are listed in the relevant table of radiated test data of this test report.



Worldwide Testing Services(Taiwan) Co., Ltd.

Registration number: W6M21306-13280-C-1
FCC ID: IR5DK10



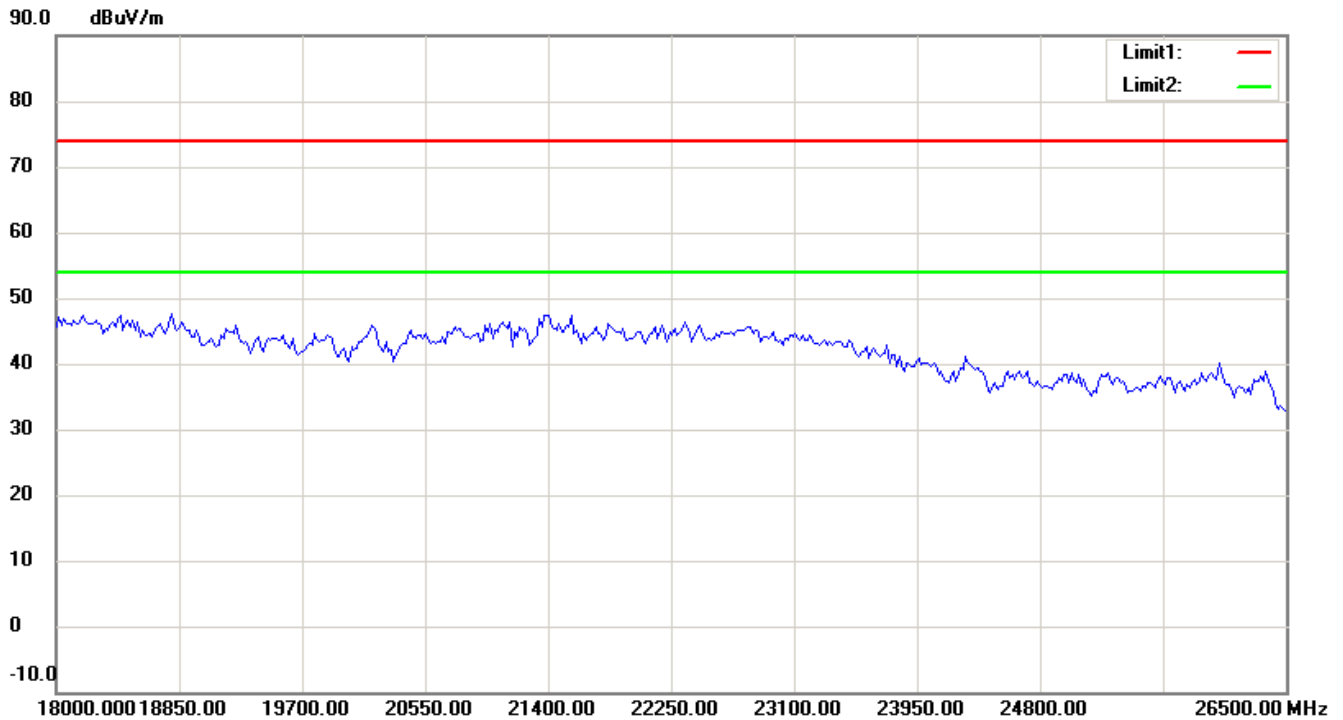
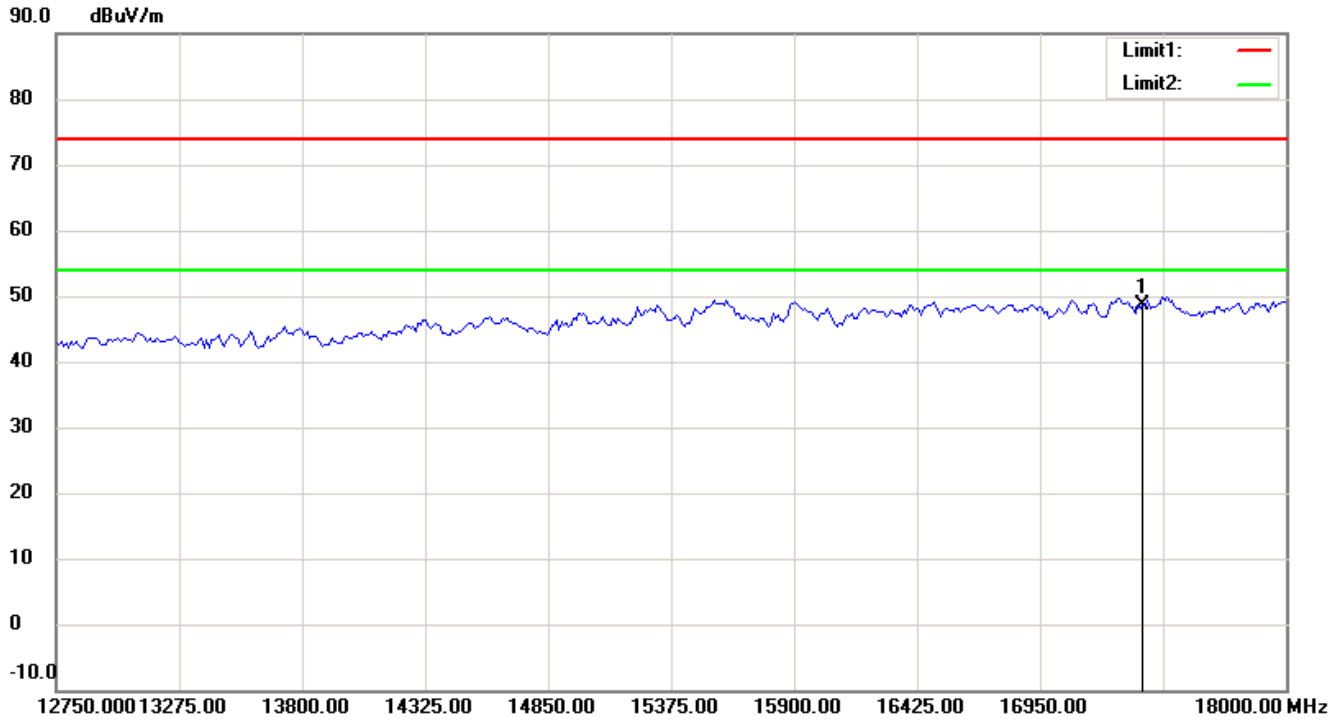
Up Line: Peak Limit Line Down Line: Ave Limit Line

Note:

1. The attached measurement plots are preliminarily pre-scanned with peak detector for determining the final checking frequencies and are for reference only.
2. The some frequencies may exceed the limit line without the specified detectors, but that cannot present the results are failed to the specification of test standard.
3. For corrected test results are listed in the relevant table of radiated test data of this test report.



Registration number: W6M21306-13280-C-1
FCC ID: IR5DK10



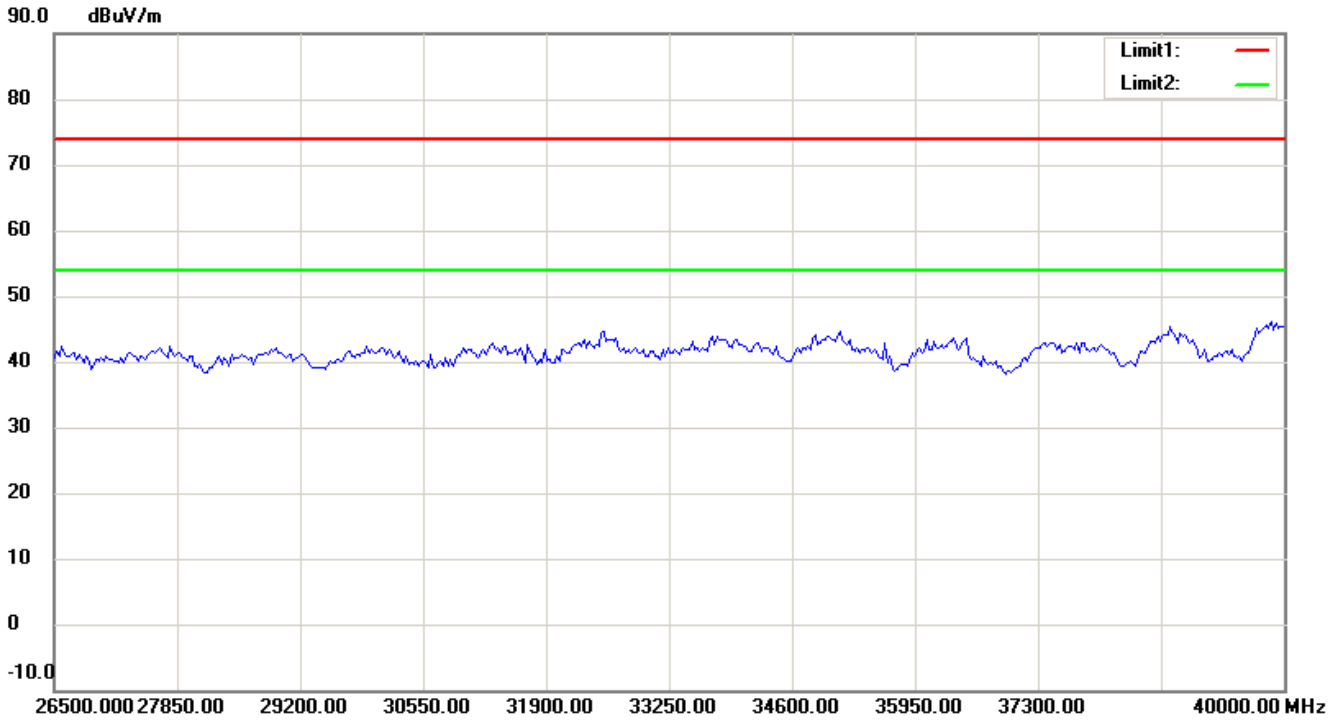
Up Line: Peak Limit Line Down Line: Ave Limit Line

Note:

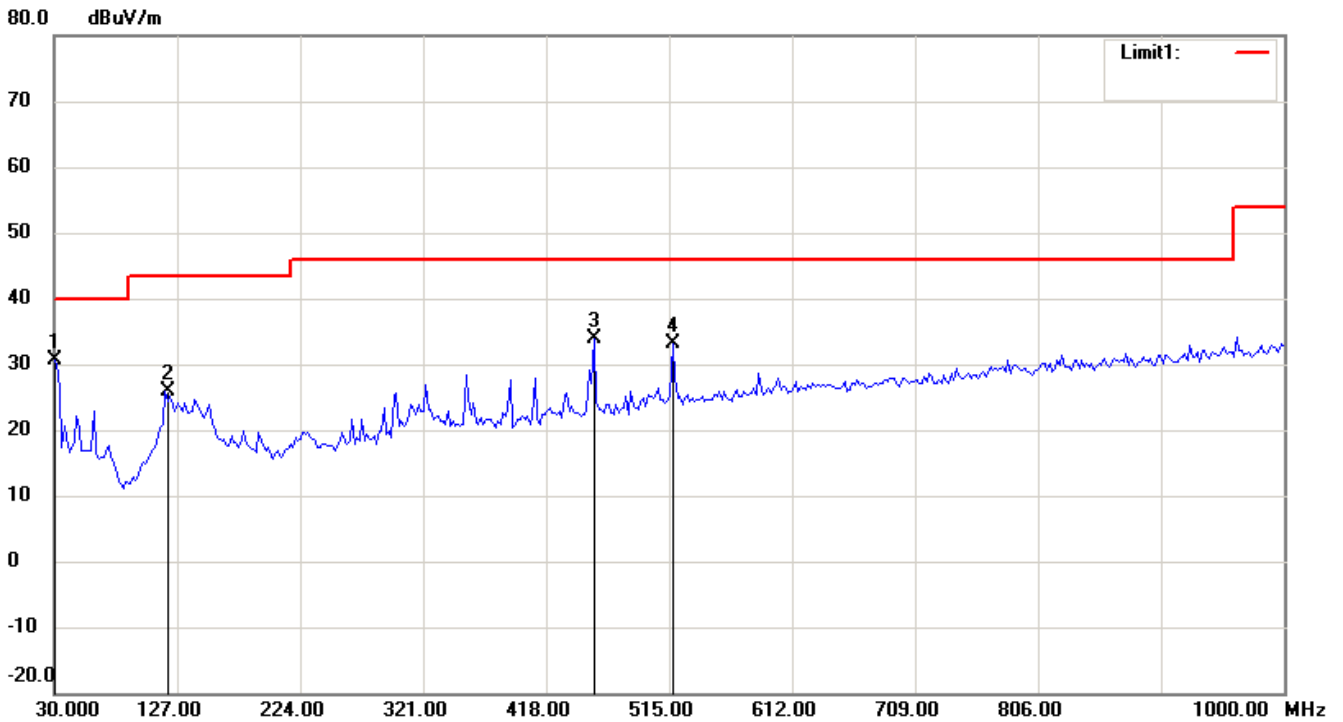
1. The attached measurement plots are preliminarily pre-scanned with peak detector for determining the final checking frequencies and are for reference only.
2. The some frequencies may exceed the limit line without the specified detectors, but that cannot present the results are failed to the specification of test standard.
3. For corrected test results are listed in the relevant table of radiated test data of this test report.



Registration number: W6M21306-13280-C-1
FCC ID: IR5DK10



Antenna Polarization V



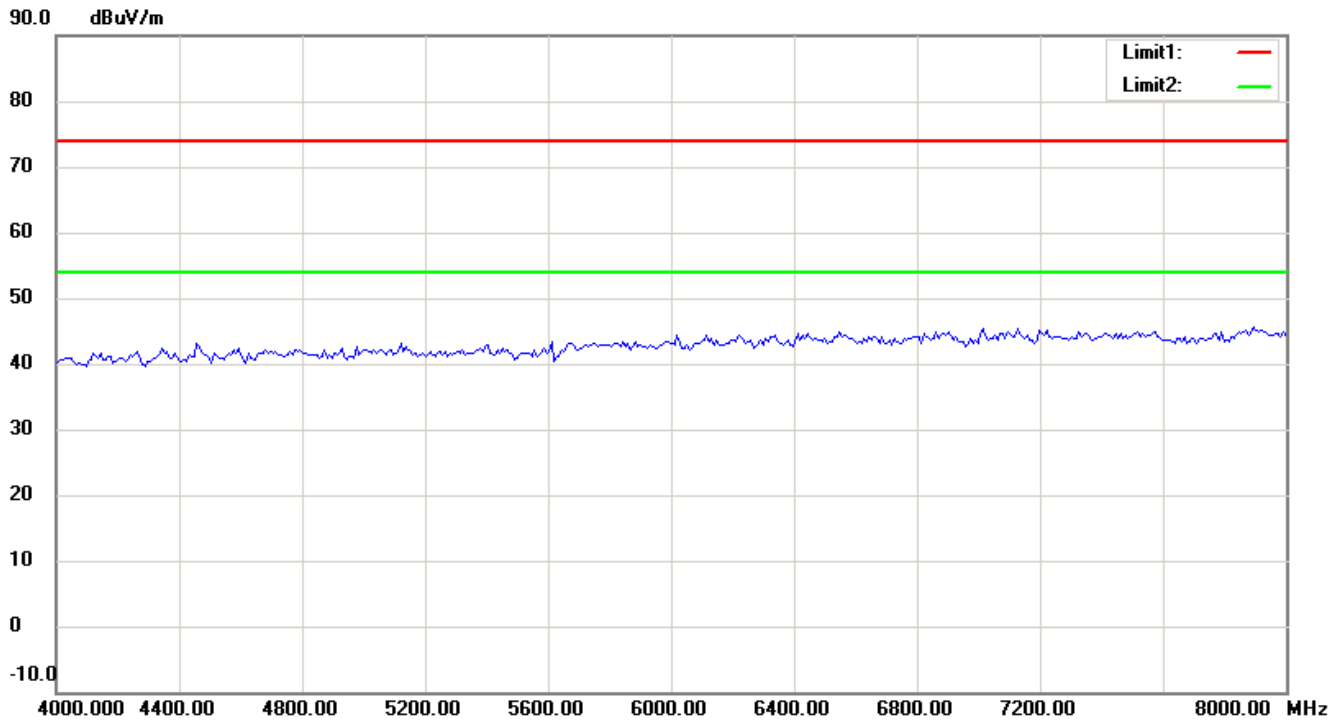
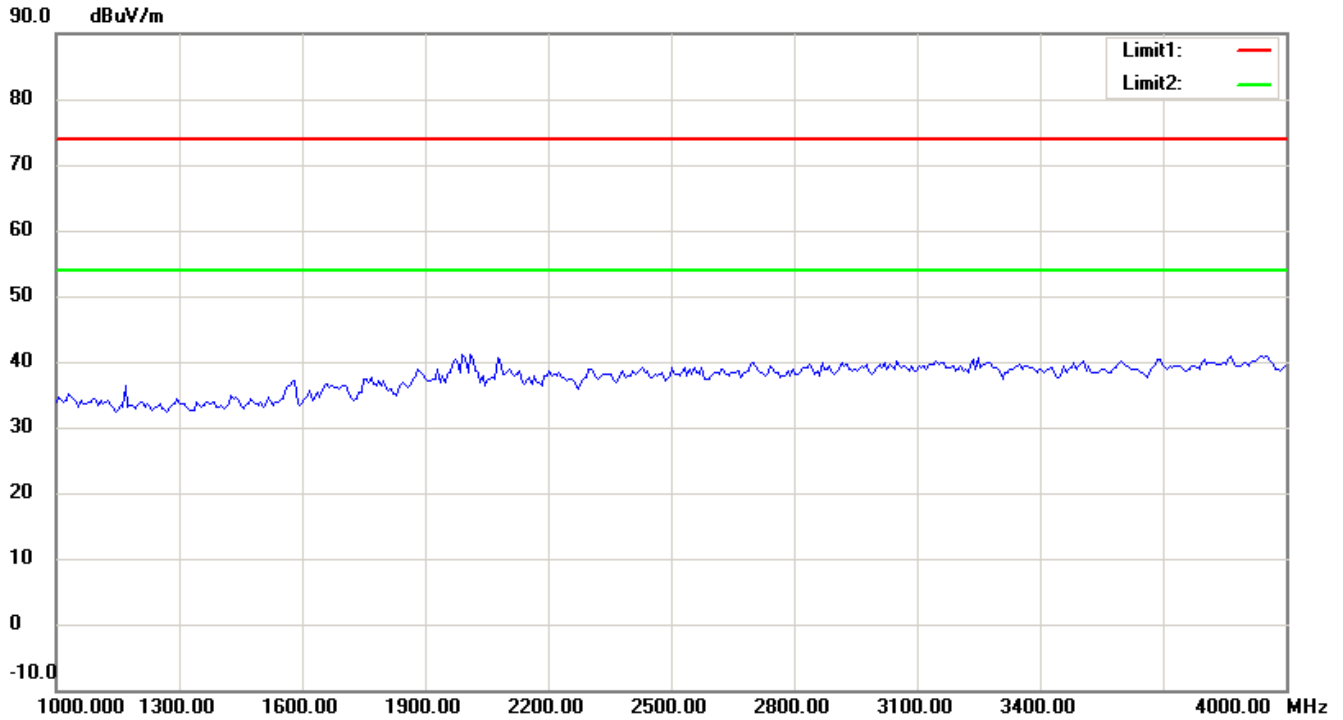
Up Line: Peak Limit Line Down Line: Ave Limit Line

Note:

1. The attached measurement plots are preliminarily pre-scanned with peak detector for determining the final checking frequencies and are for reference only.
2. The some frequencies may exceed the limit line without the specified detectors, but that cannot present the results are failed to the specification of test standard.
3. For corrected test results are listed in the relevant table of radiated test data of this test report.



Registration number: W6M21306-13280-C-1
FCC ID: IR5DK10



Up Line: Peak Limit Line Down Line: Ave Limit Line

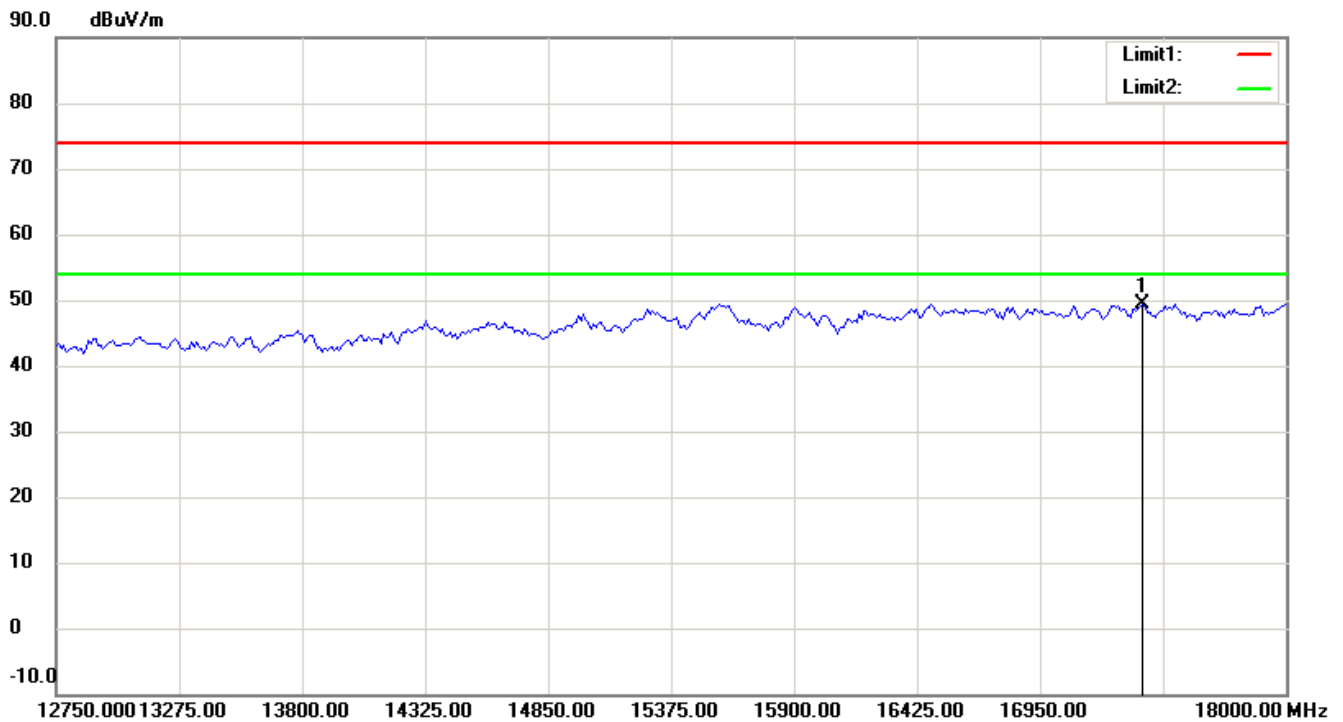
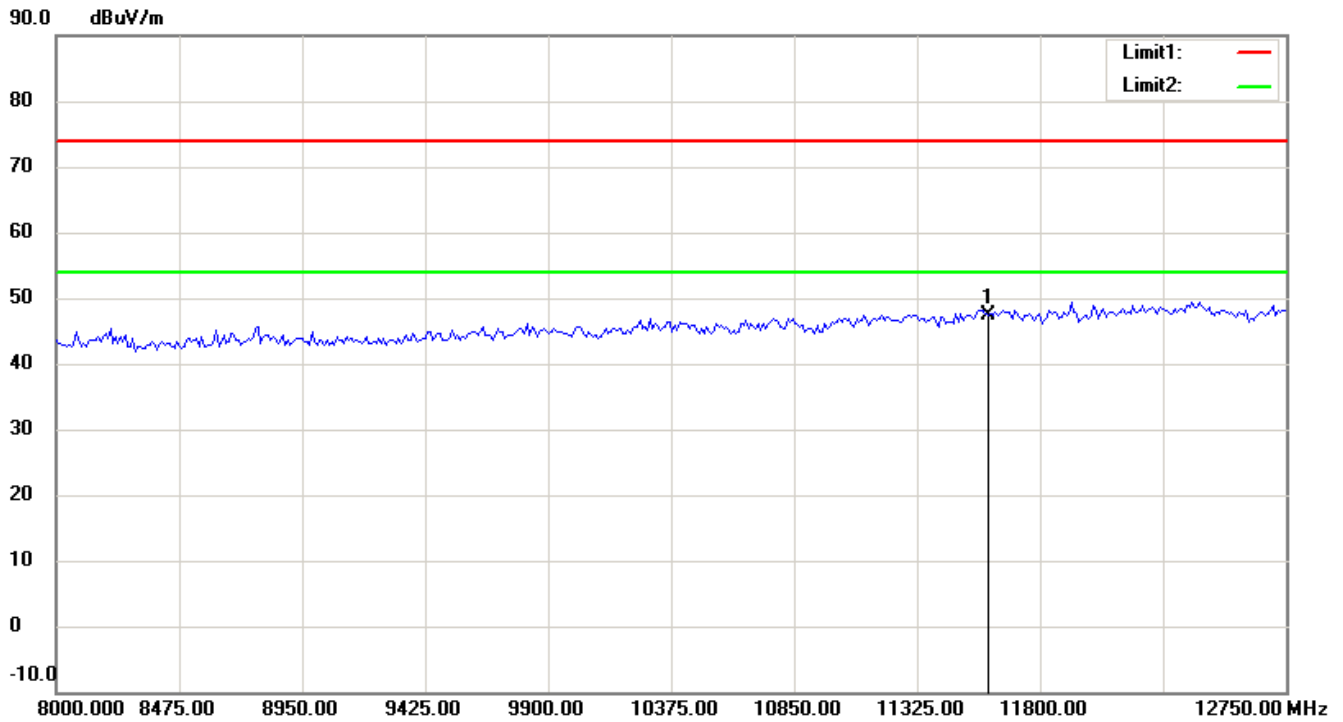
Note:

1. The attached measurement plots are preliminarily pre-scanned with peak detector for determining the final checking frequencies and are for reference only.
2. The some frequencies may exceed the limit line without the specified detectors, but that cannot present the results are failed to the specification of test standard.
3. For corrected test results are listed in the relevant table of radiated test data of this test report.



Worldwide Testing Services(Taiwan) Co., Ltd.

Registration number: W6M21306-13280-C-1
FCC ID: IR5DK10



Up Line: Peak Limit Line Down Line: Ave Limit Line

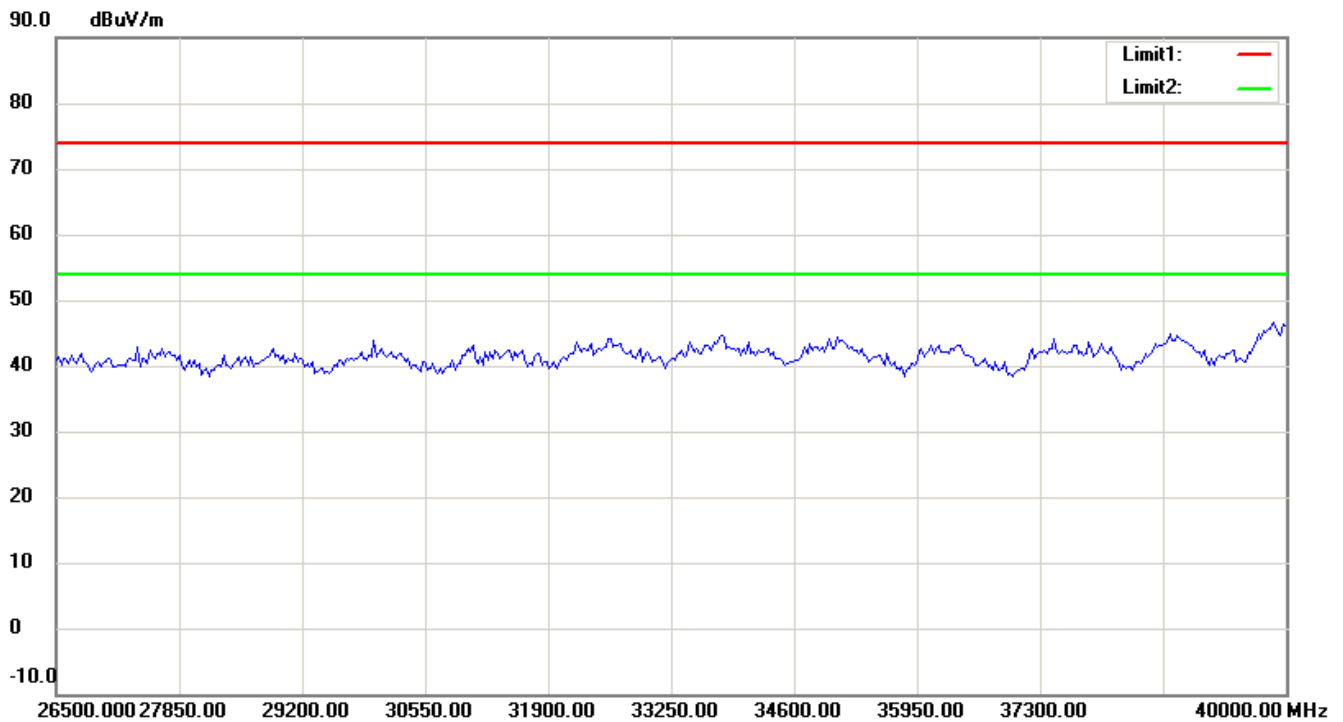
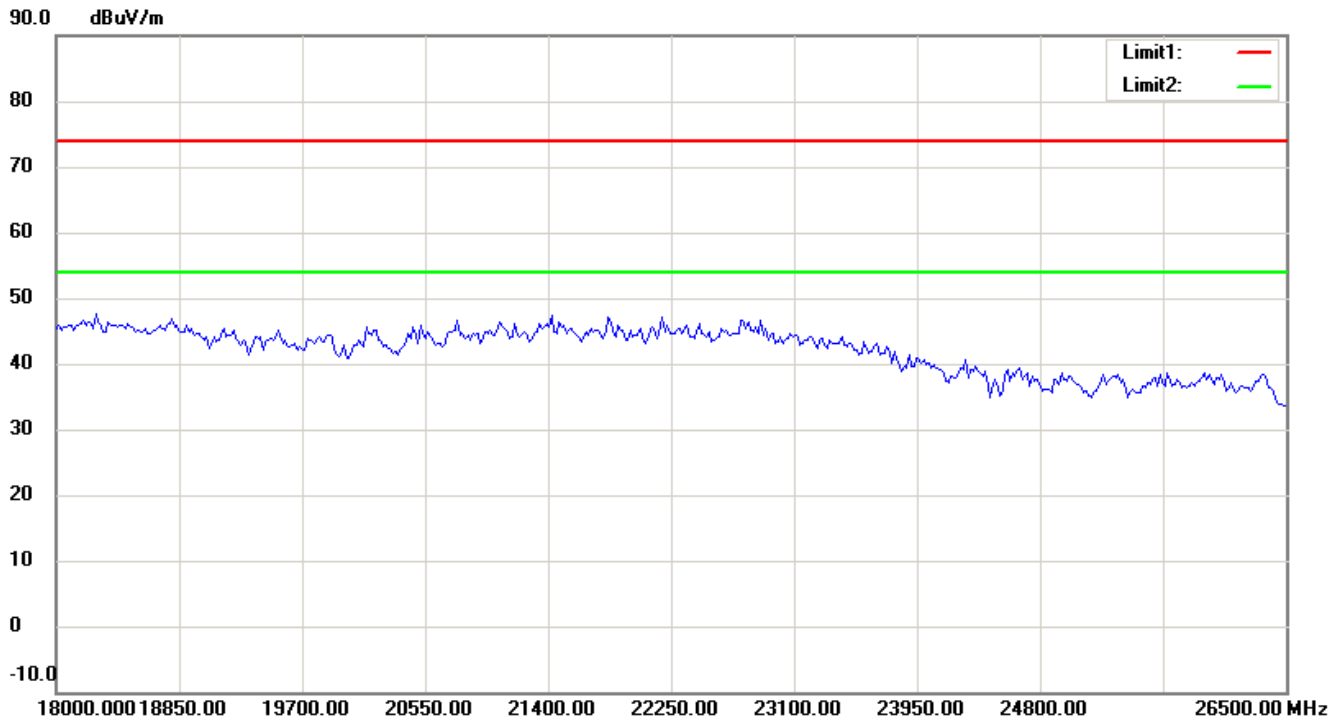
Note:

1. The attached measurement plots are preliminarily pre-scanned with peak detector for determining the final checking frequencies and are for reference only.
2. The some frequencies may exceed the limit line without the specified detectors, but that cannot present the results are failed to the specification of test standard.
3. For corrected test results are listed in the relevant table of radiated test data of this test report.



Worldwide Testing Services(Taiwan) Co., Ltd.

Registration number: W6M21306-13280-C-1
FCC ID: IR5DK10



Up Line: Peak Limit Line Down Line: Ave Limit Line

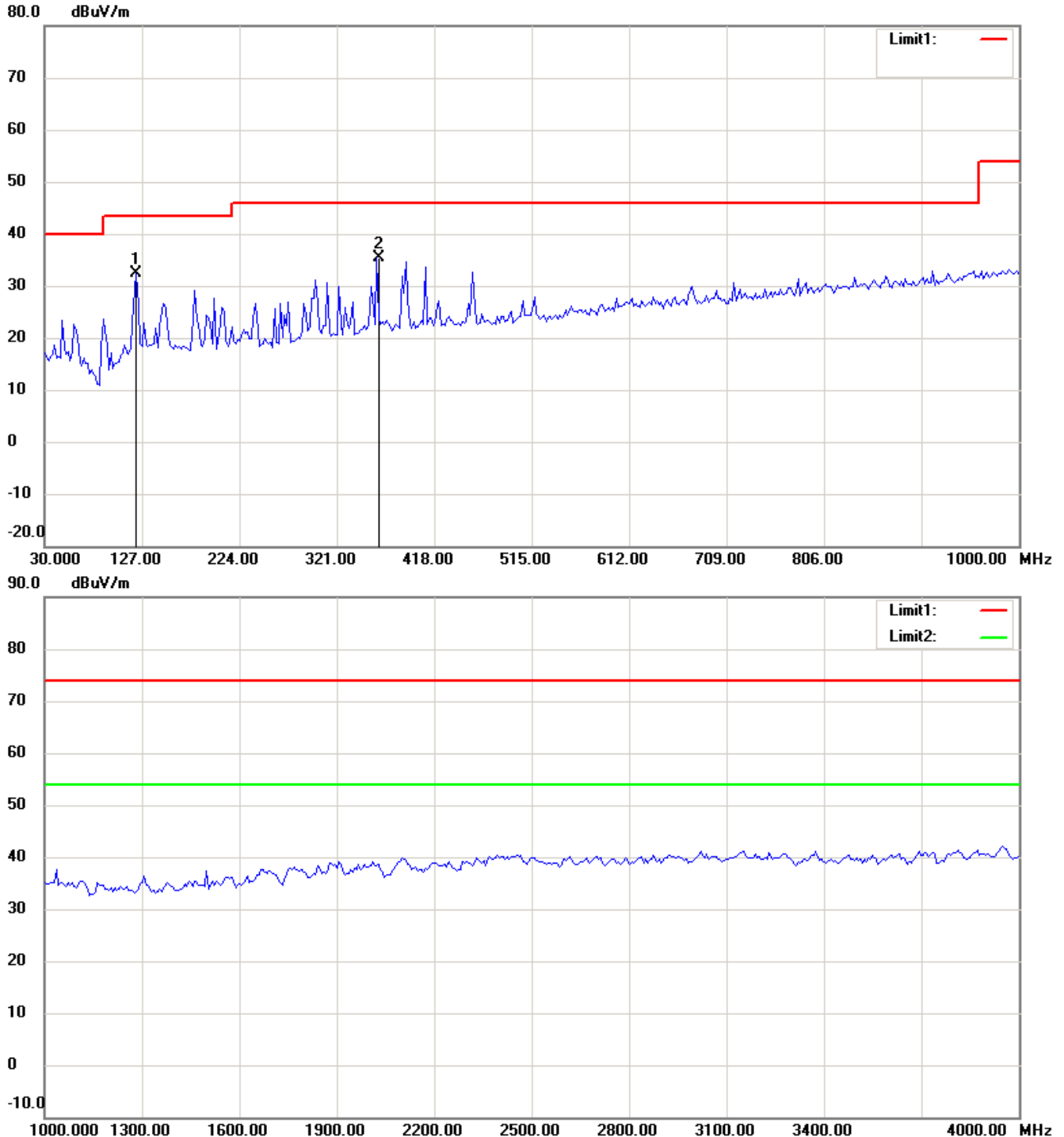
Note:

1. The attached measurement plots are preliminarily pre-scanned with peak detector for determining the final checking frequencies and are for reference only.
2. The some frequencies may exceed the limit line without the specified detectors, but that cannot present the results are failed to the specification of test standard.
3. For corrected test results are listed in the relevant table of radiated test data of this test report.



Registration number: W6M21306-13280-C-1
FCC ID: IR5DK10

TX 802.11n 20MHz 2412MHz
Antenna Polarization H



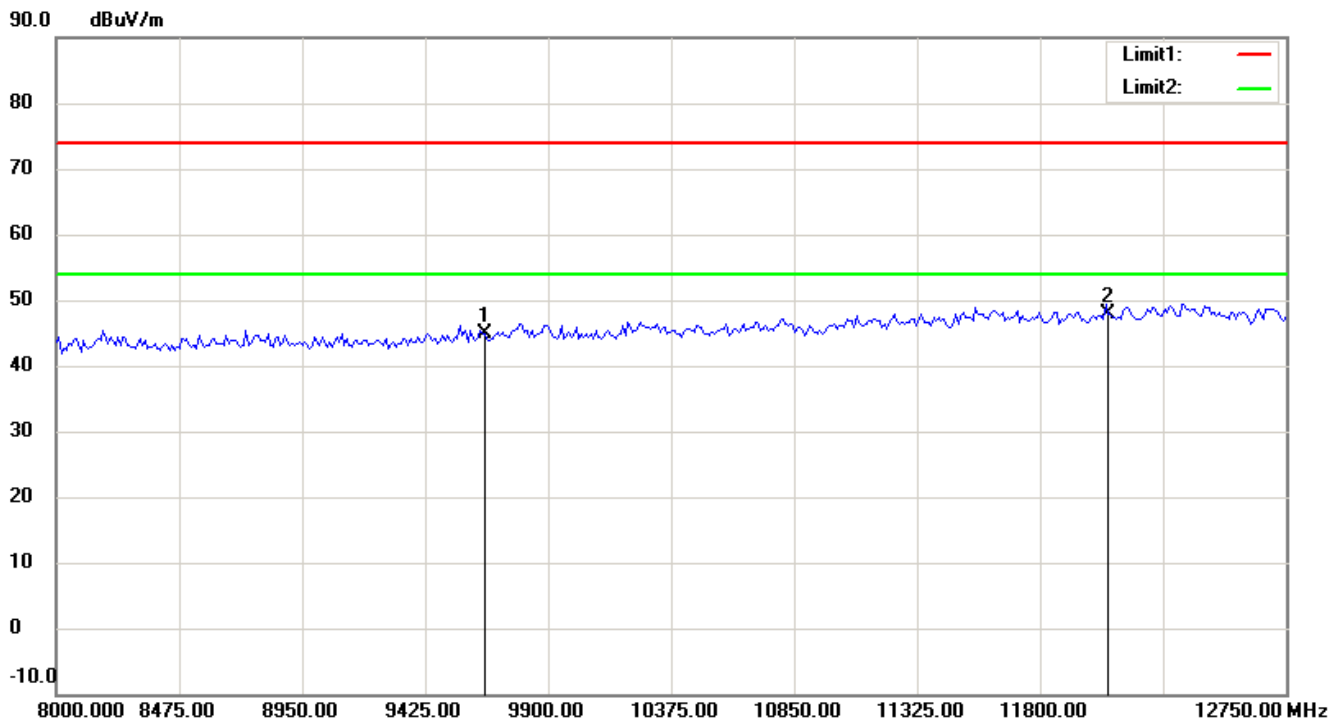
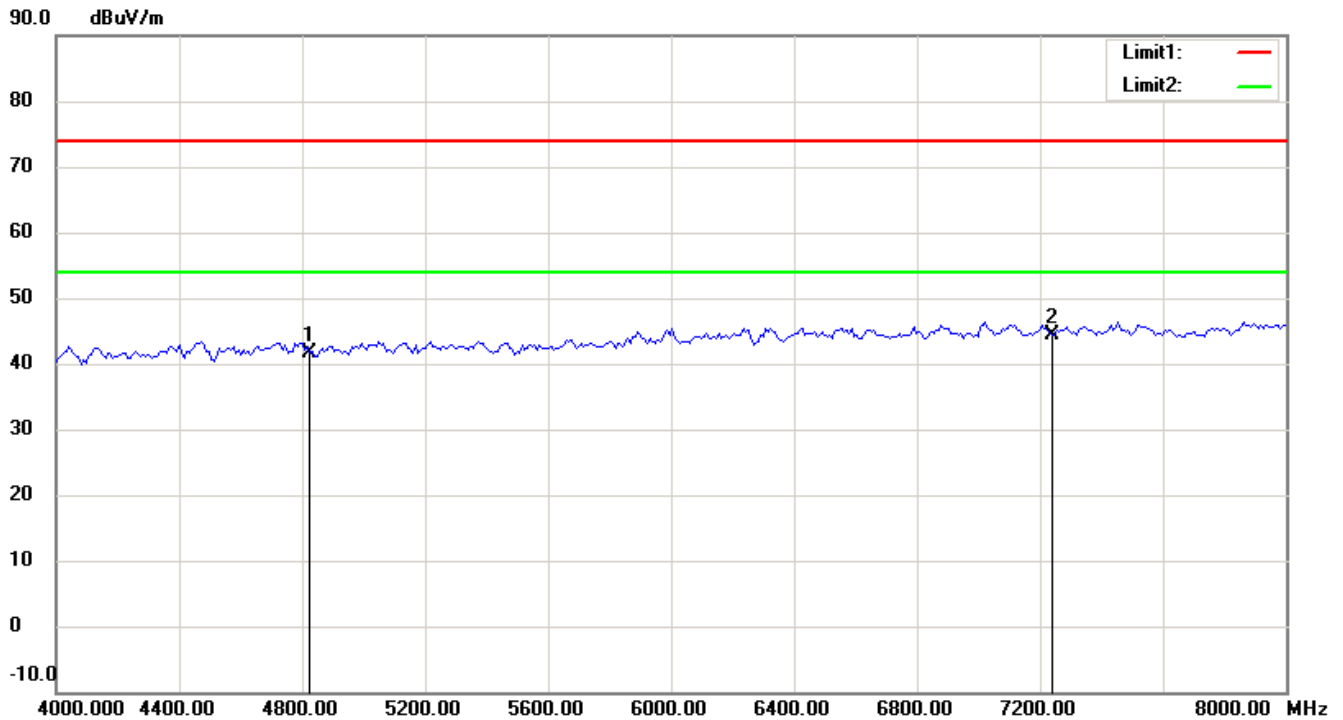
Up Line: Peak Limit Line Down Line: Ave Limit Line

Note:

1. The attached measurement plots are preliminarily pre-scanned with peak detector for determining the final checking frequencies and are for reference only.
2. The some frequencies may exceed the limit line without the specified detectors, but that cannot present the results are failed to the specification of test standard.
3. For corrected test results are listed in the relevant table of radiated test data of this test report.



Registration number: W6M21306-13280-C-1
FCC ID: IR5DK10



Up Line: Peak Limit Line Down Line: Ave Limit Line

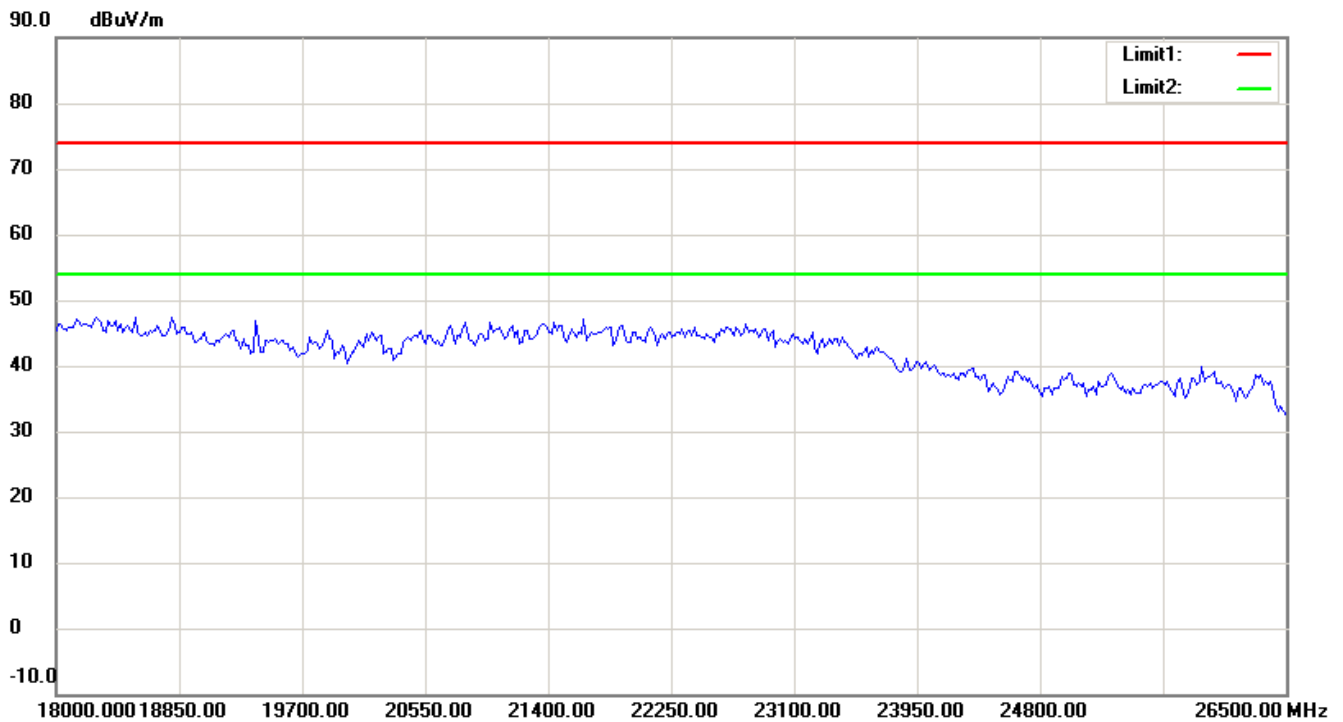
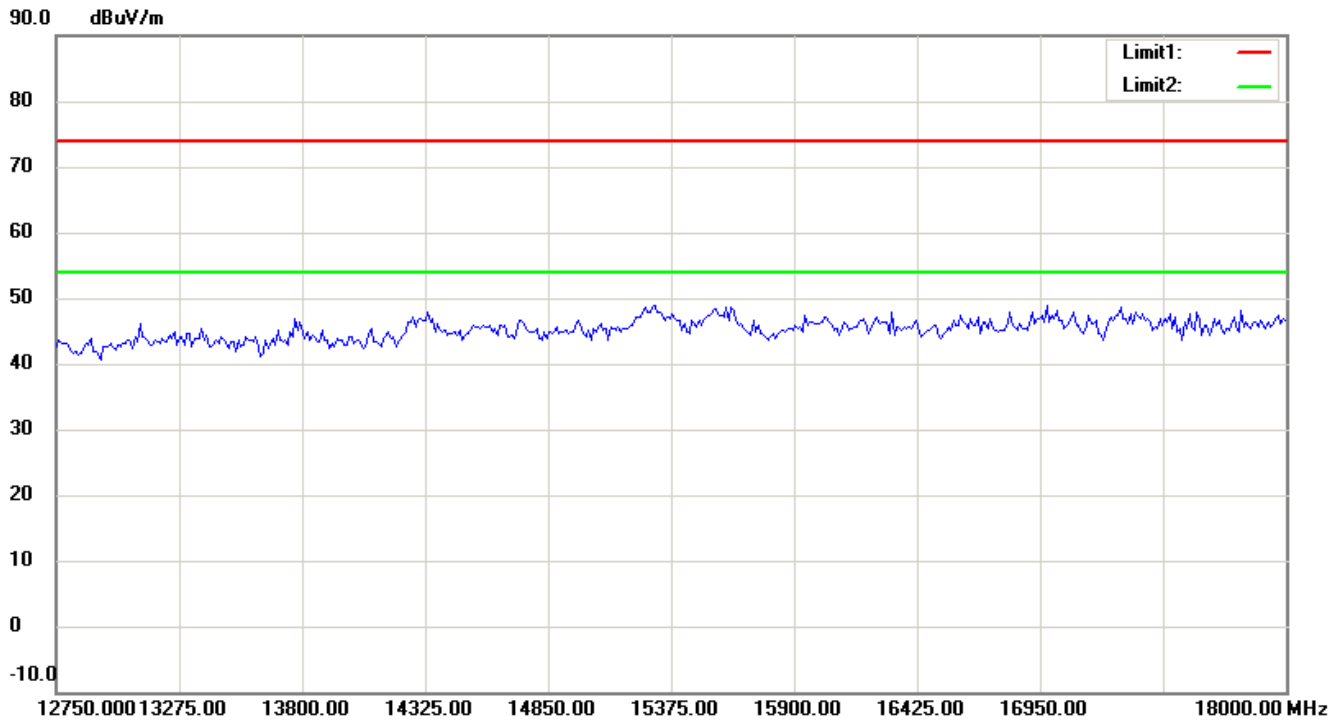
Note:

1. The attached measurement plots are preliminarily pre-scanned with peak detector for determining the final checking frequencies and are for reference only.
2. The some frequencies may exceed the limit line without the specified detectors, but that cannot present the results are failed to the specification of test standard.
3. For corrected test results are listed in the relevant table of radiated test data of this test report.



Worldwide Testing Services(Taiwan) Co., Ltd.

Registration number: W6M21306-13280-C-1
FCC ID: IR5DK10



Up Line: Peak Limit Line Down Line: Ave Limit Line

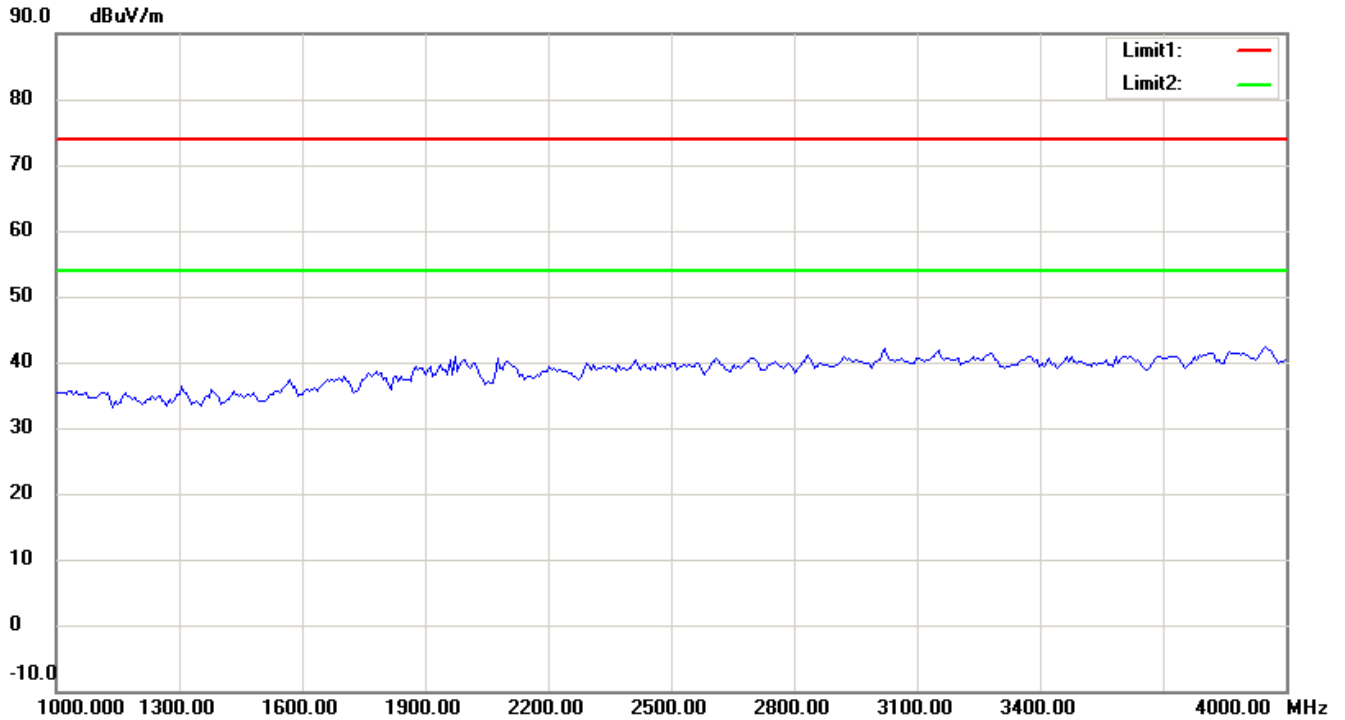
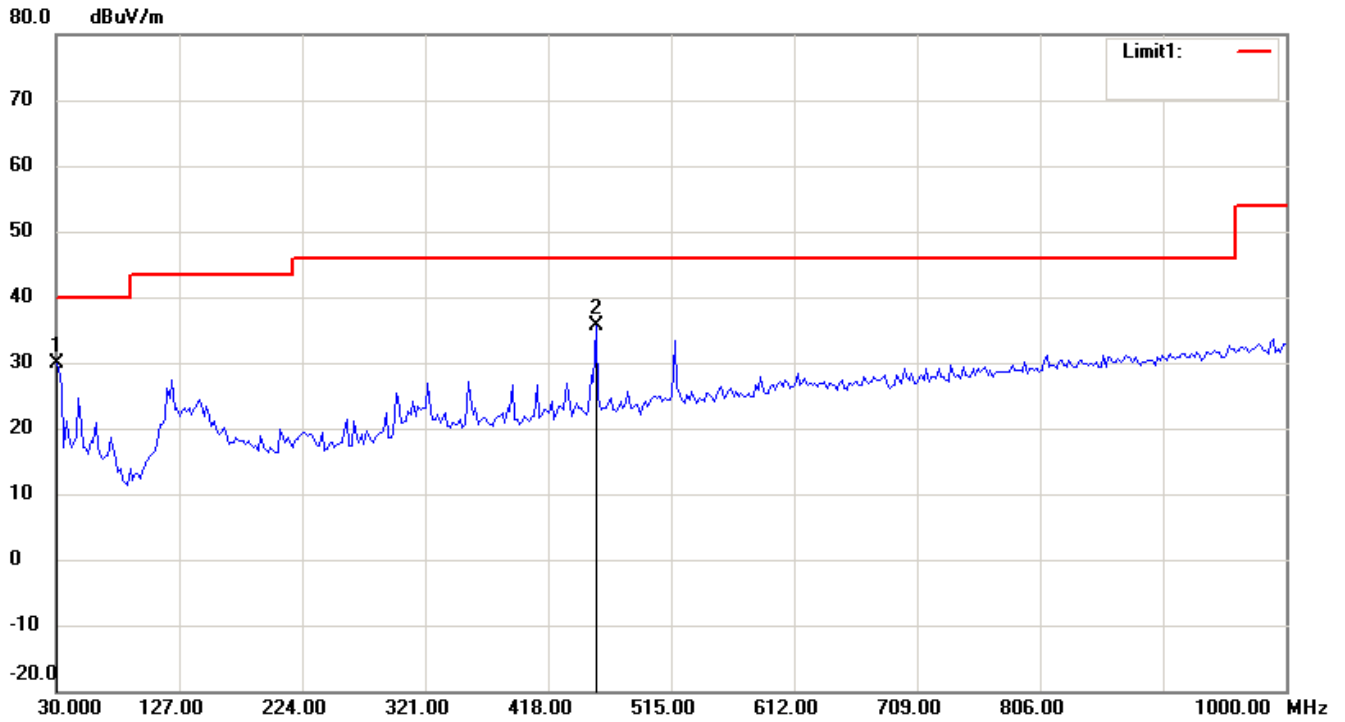
Note:

1. The attached measurement plots are preliminarily pre-scanned with peak detector for determining the final checking frequencies and are for reference only.
2. The some frequencies may exceed the limit line without the specified detectors, but that cannot present the results are failed to the specification of test standard.
3. For corrected test results are listed in the relevant table of radiated test data of this test report.



Registration number: W6M21306-13280-C-1
FCC ID: IR5DK10

Antenna Polarization V



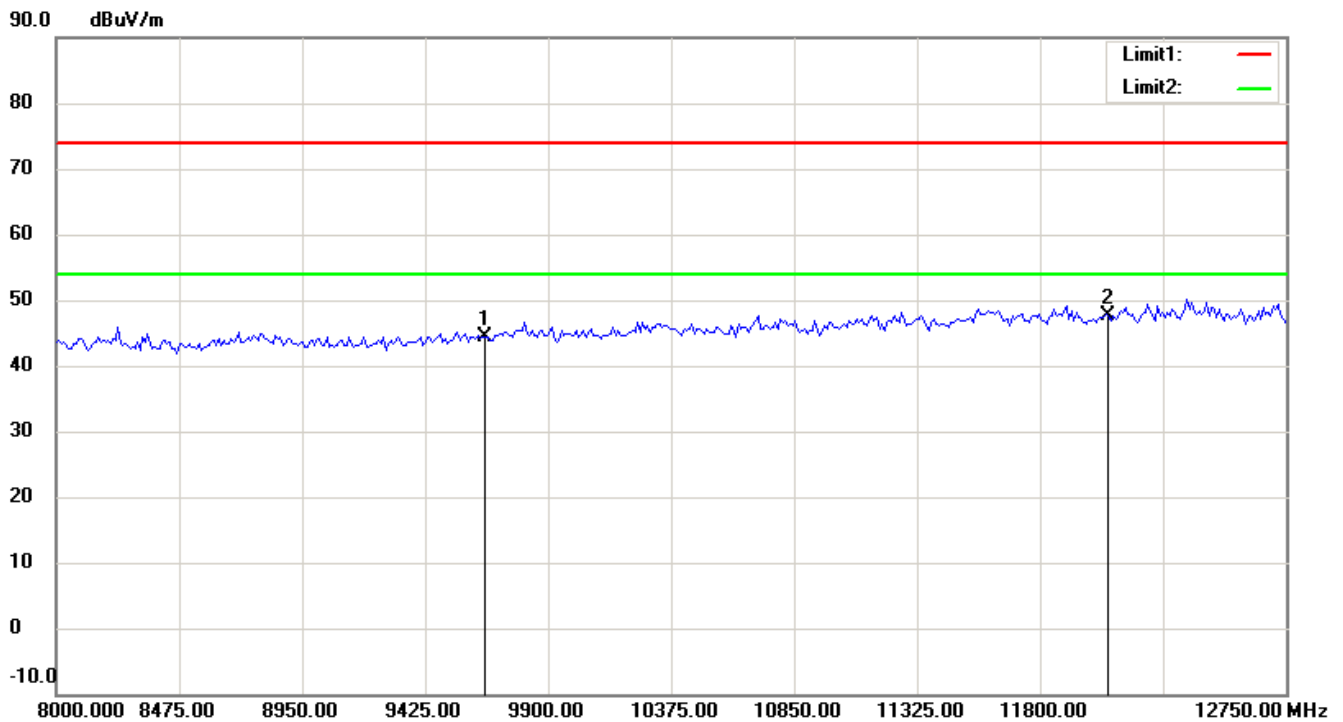
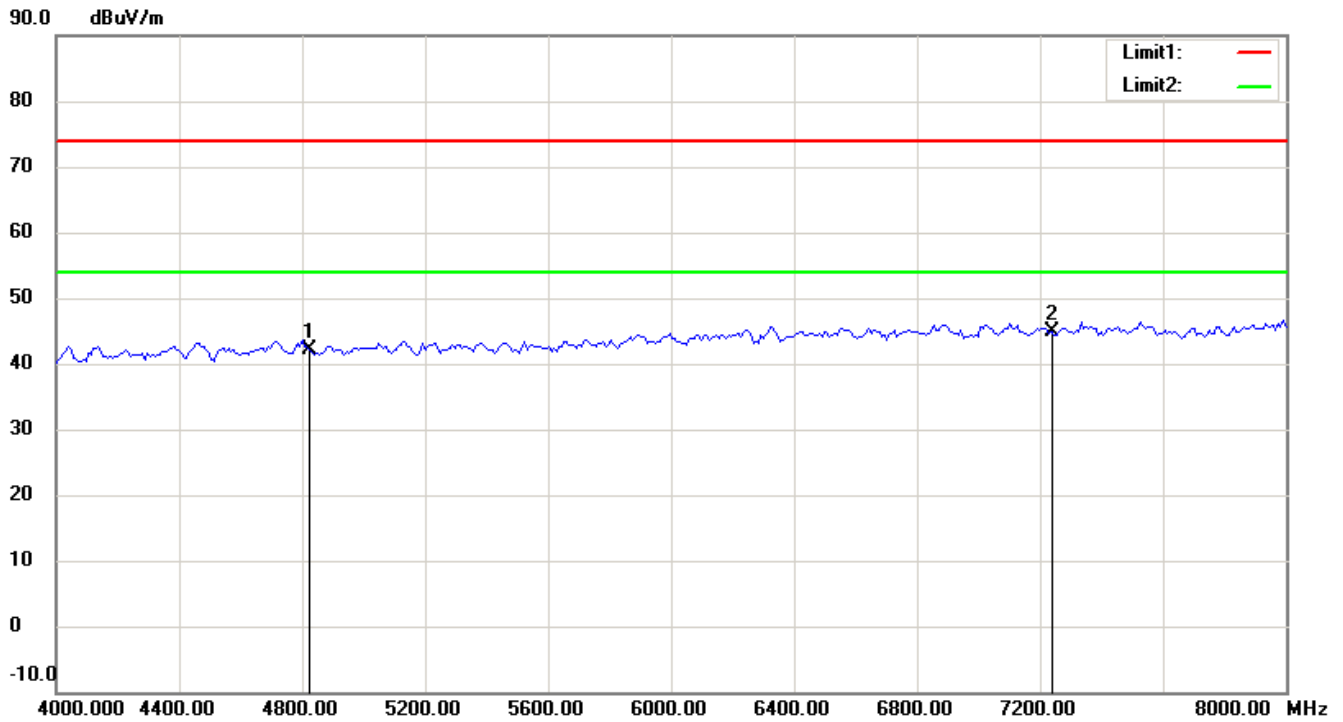
Up Line: Peak Limit Line Down Line: Ave Limit Line

Note:

1. The attached measurement plots are preliminarily pre-scanned with peak detector for determining the final checking frequencies and are for reference only.
2. The some frequencies may exceed the limit line without the specified detectors, but that cannot present the results are failed to the specification of test standard.
3. For corrected test results are listed in the relevant table of radiated test data of this test report.



Registration number: W6M21306-13280-C-1
FCC ID: IR5DK10



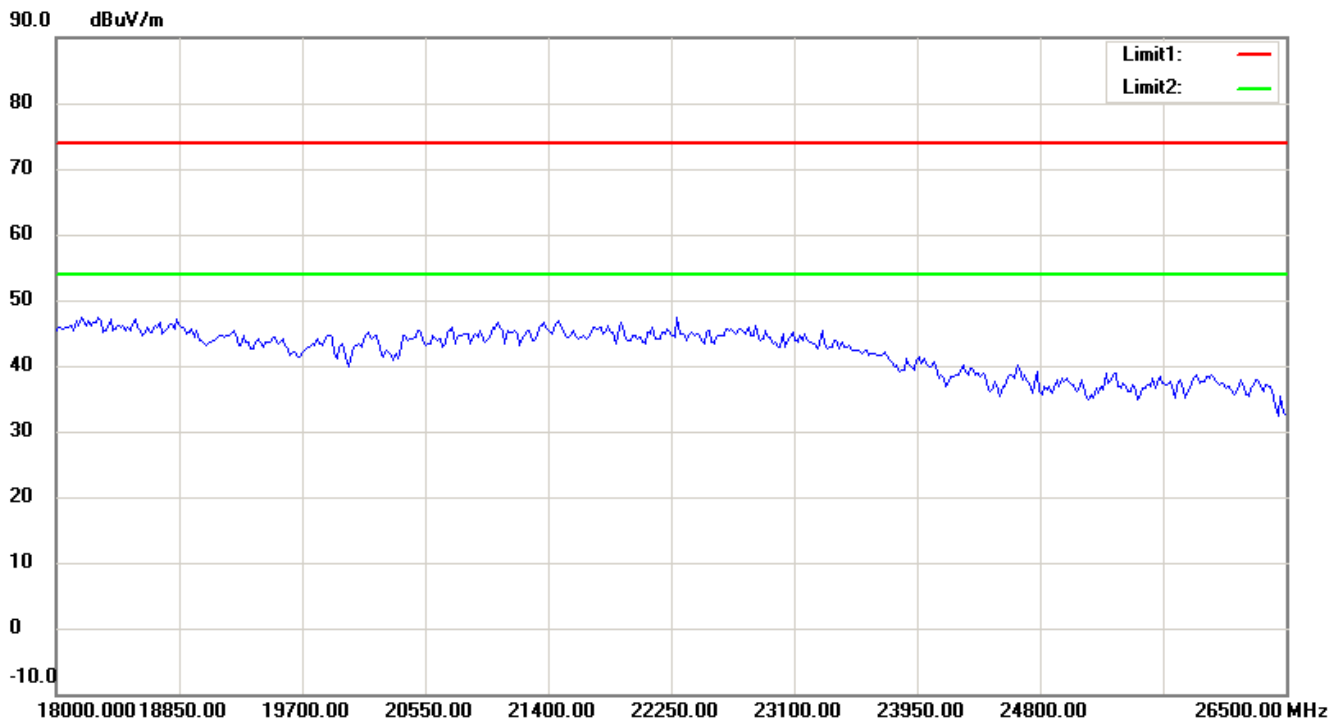
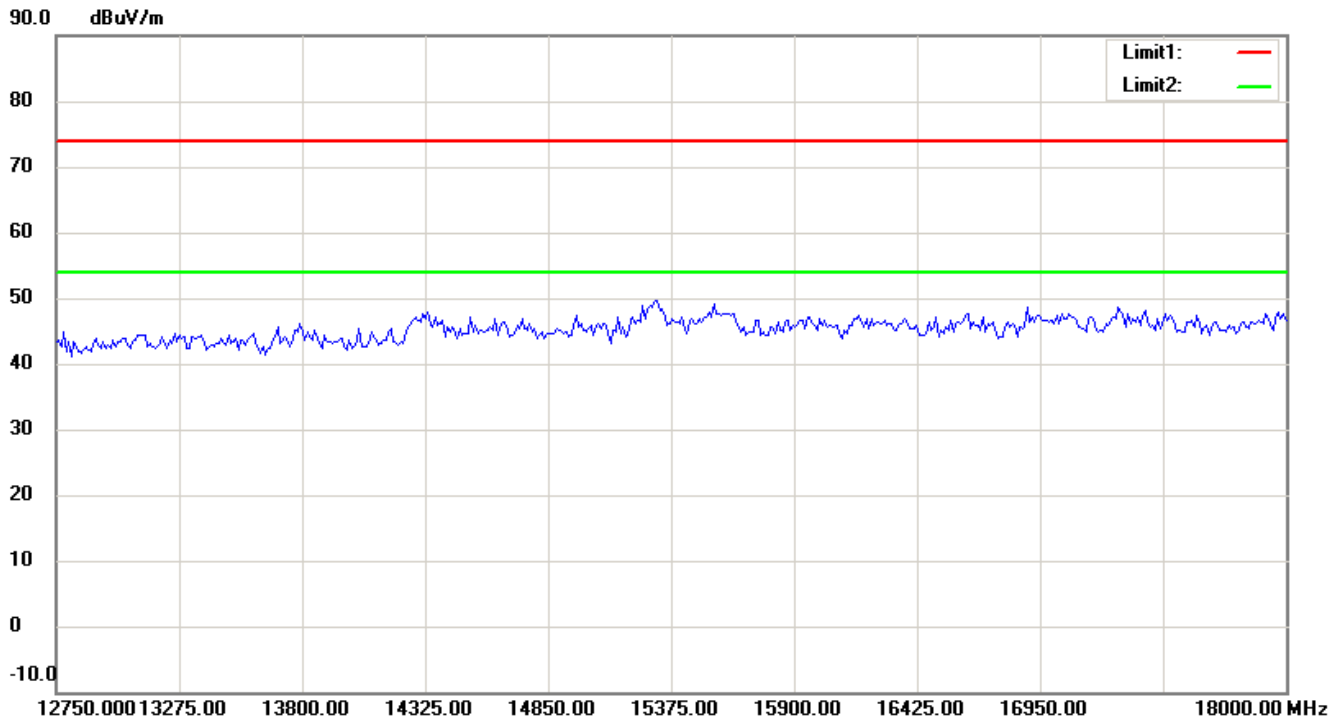
Up Line: Peak Limit Line Down Line: Ave Limit Line

Note:

1. The attached measurement plots are preliminarily pre-scanned with peak detector for determining the final checking frequencies and are for reference only.
2. The some frequencies may exceed the limit line without the specified detectors, but that cannot present the results are failed to the specification of test standard.
3. For corrected test results are listed in the relevant table of radiated test data of this test report.



Registration number: W6M21306-13280-C-1
FCC ID: IR5DK10



Up Line: Peak Limit Line Down Line: Ave Limit Line

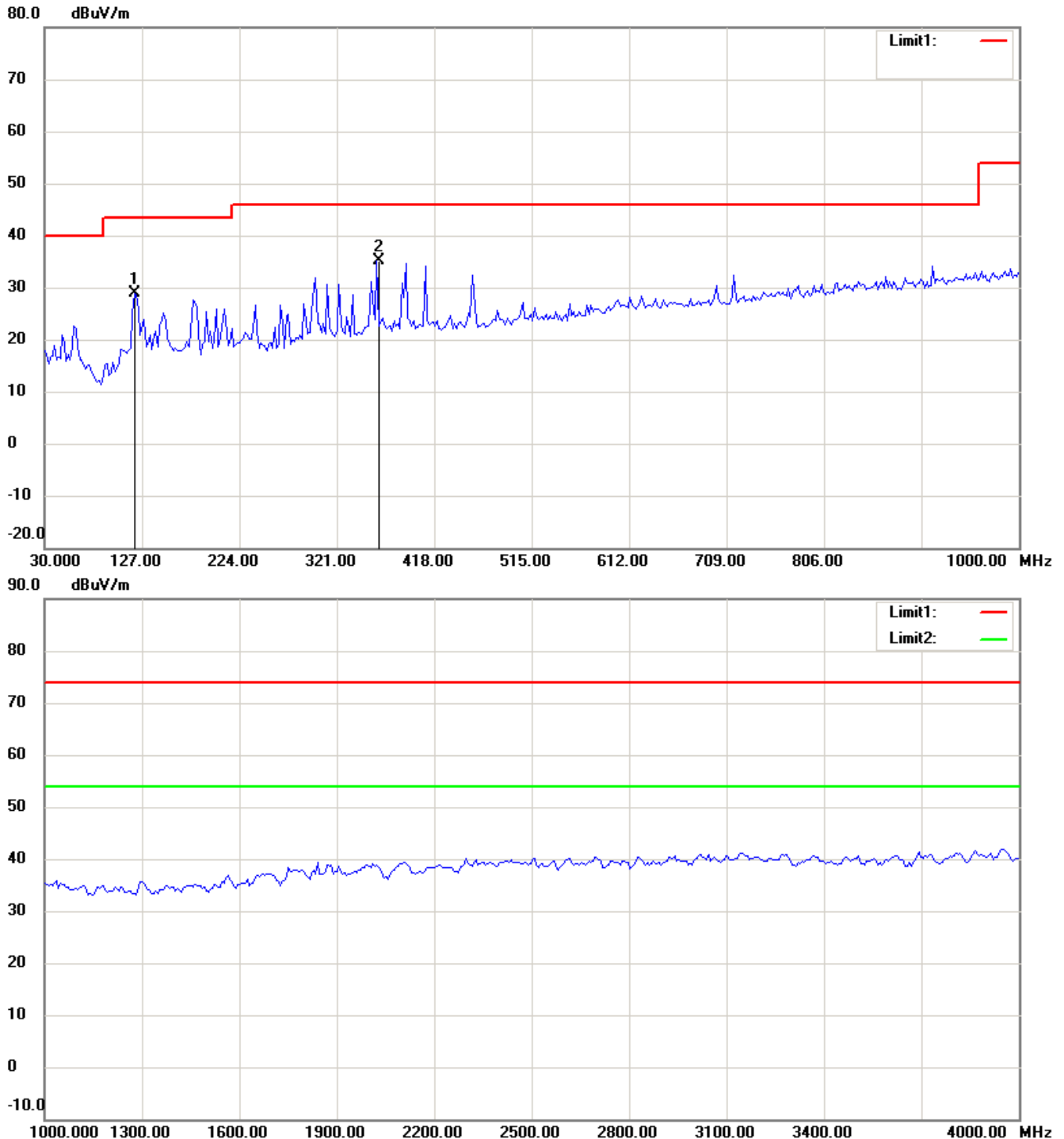
Note:

1. The attached measurement plots are preliminarily pre-scanned with peak detector for determining the final checking frequencies and are for reference only.
2. The some frequencies may exceed the limit line without the specified detectors, but that cannot present the results are failed to the specification of test standard.
3. For corrected test results are listed in the relevant table of radiated test data of this test report.



Registration number: W6M21306-13280-C-1
FCC ID: IR5DK10

TX 802.11n 20MHz 2437MHz
Antenna Polarization H



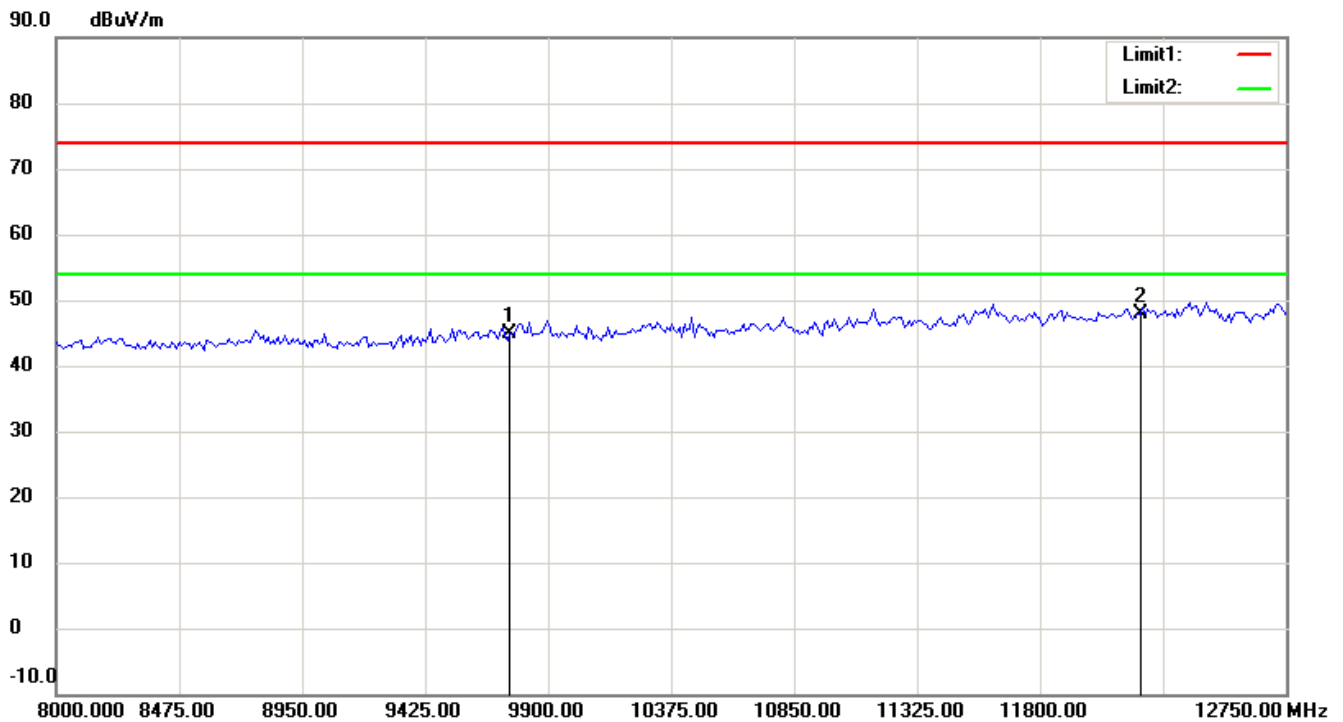
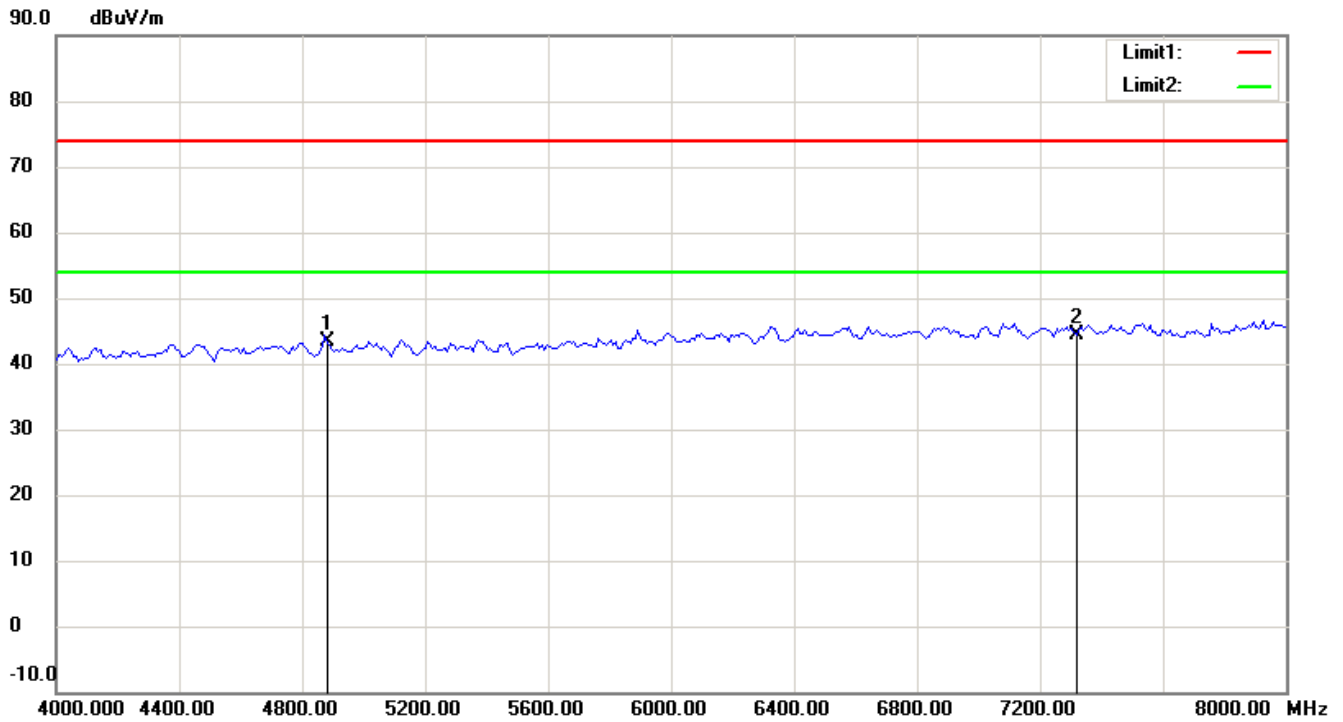
Up Line: Peak Limit Line Down Line: Ave Limit Line

Note:

1. The attached measurement plots are preliminarily pre-scanned with peak detector for determining the final checking frequencies and are for reference only.
2. The some frequencies may exceed the limit line without the specified detectors, but that cannot present the results are failed to the specification of test standard.
3. For corrected test results are listed in the relevant table of radiated test data of this test report.



Registration number: W6M21306-13280-C-1
FCC ID: IR5DK10



Up Line: Peak Limit Line Down Line: Ave Limit Line

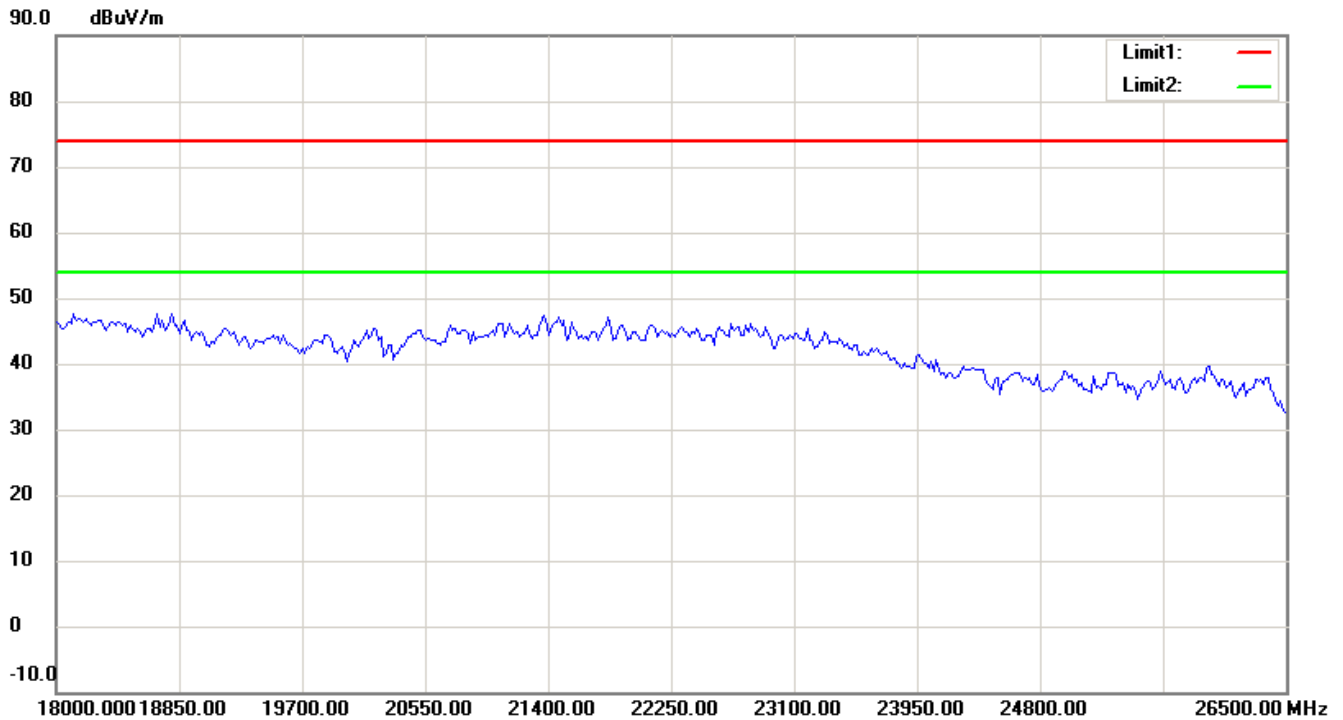
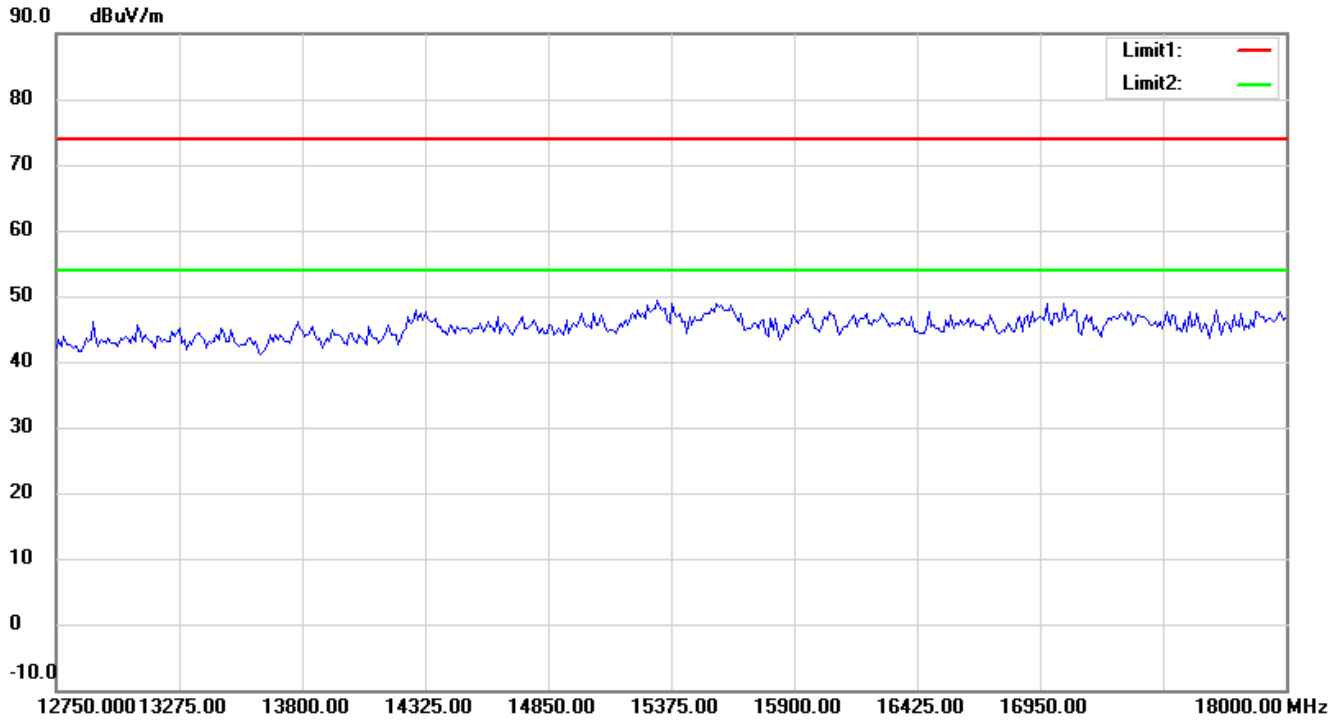
Note:

1. The attached measurement plots are preliminarily pre-scanned with peak detector for determining the final checking frequencies and are for reference only.
2. The some frequencies may exceed the limit line without the specified detectors, but that cannot present the results are failed to the specification of test standard.
3. For corrected test results are listed in the relevant table of radiated test data of this test report.



Worldwide Testing Services(Taiwan) Co., Ltd.

Registration number: W6M21306-13280-C-1
FCC ID: IR5DK10



Up Line: Peak Limit Line Down Line: Ave Limit Line

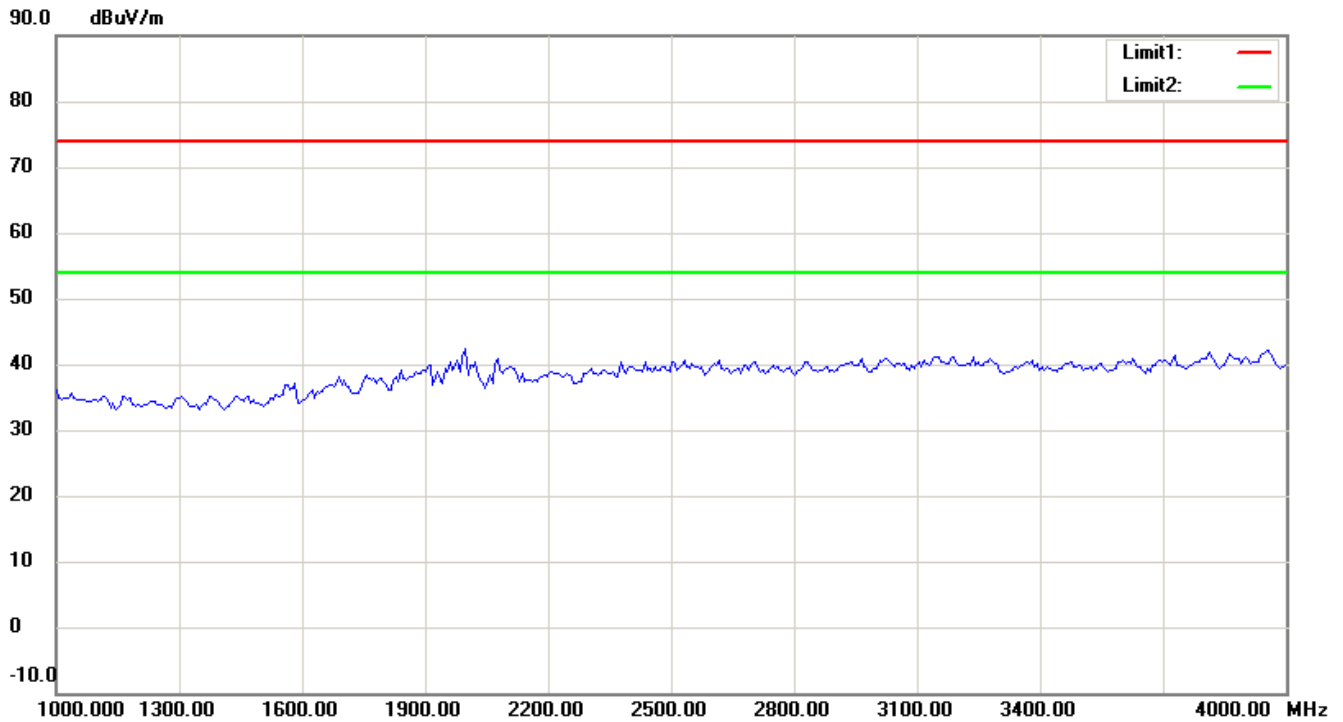
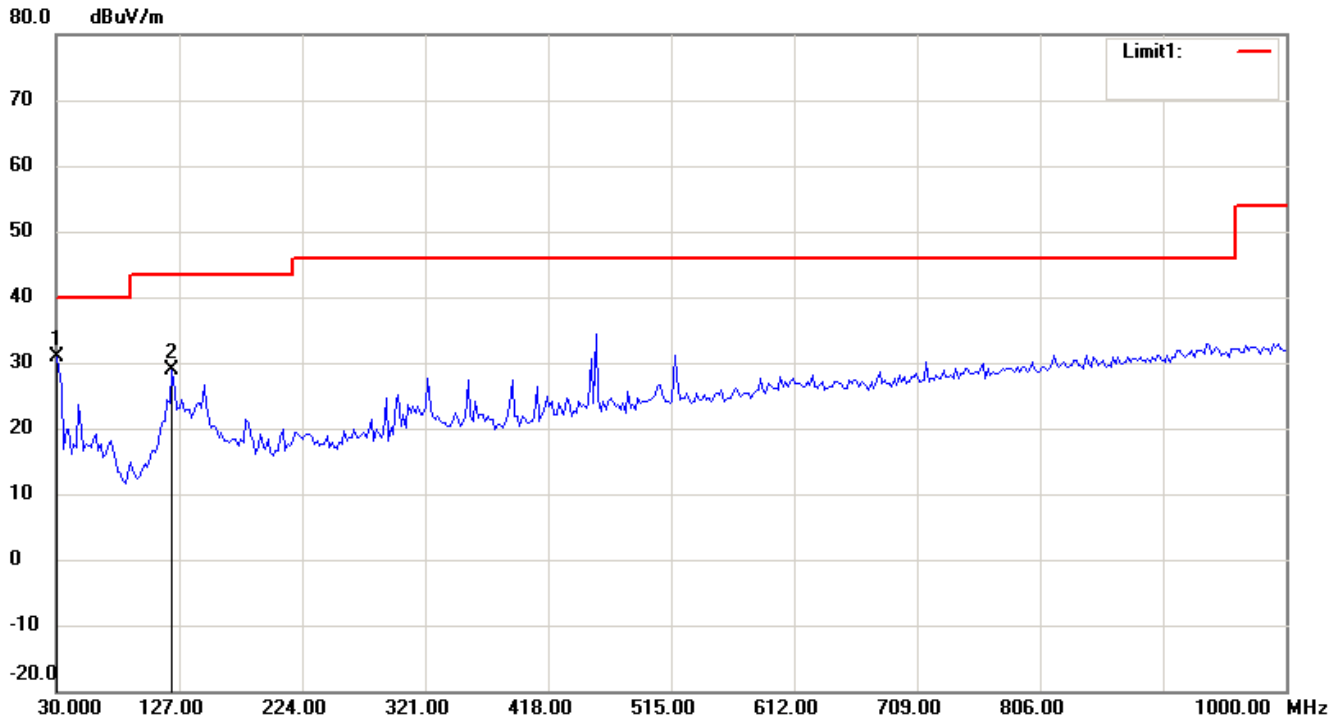
Note:

1. The attached measurement plots are preliminarily pre-scanned with peak detector for determining the final checking frequencies and are for reference only.
2. The some frequencies may exceed the limit line without the specified detectors, but that cannot present the results are failed to the specification of test standard.
3. For corrected test results are listed in the relevant table of radiated test data of this test report.



Registration number: W6M21306-13280-C-1
FCC ID: IR5DK10

Antenna Polarization V



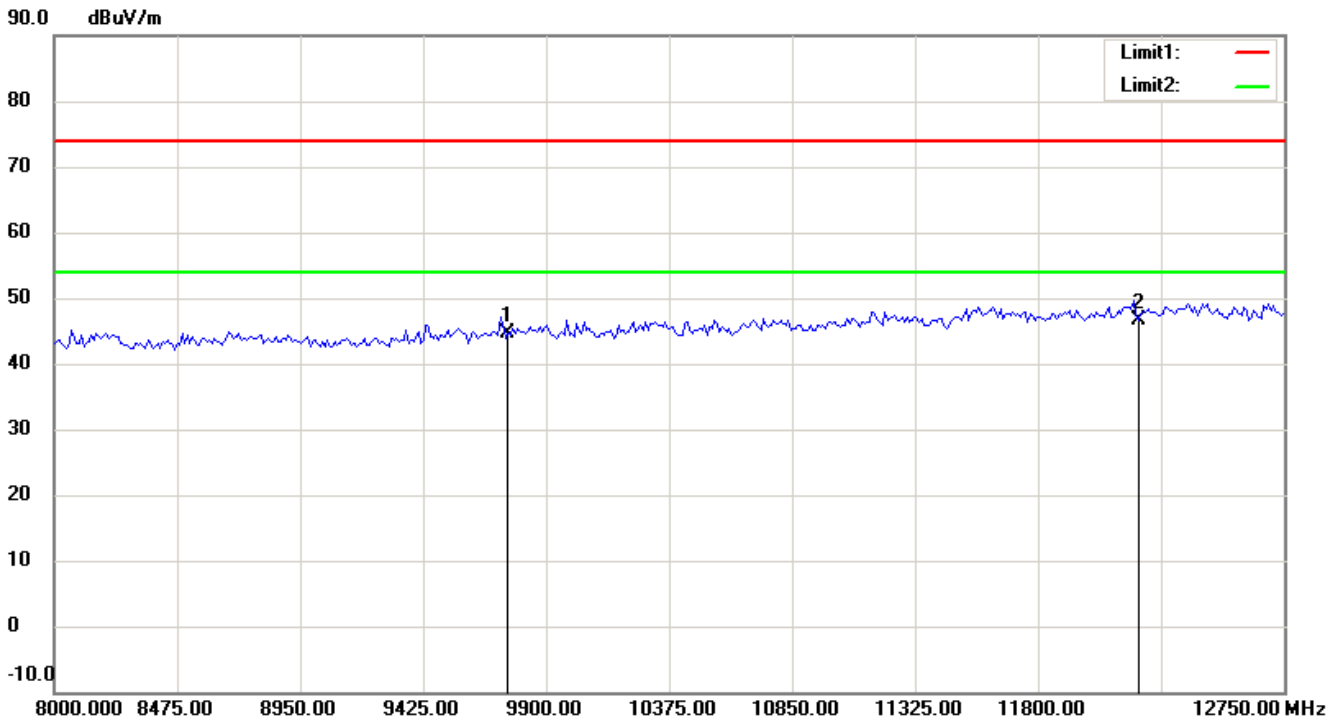
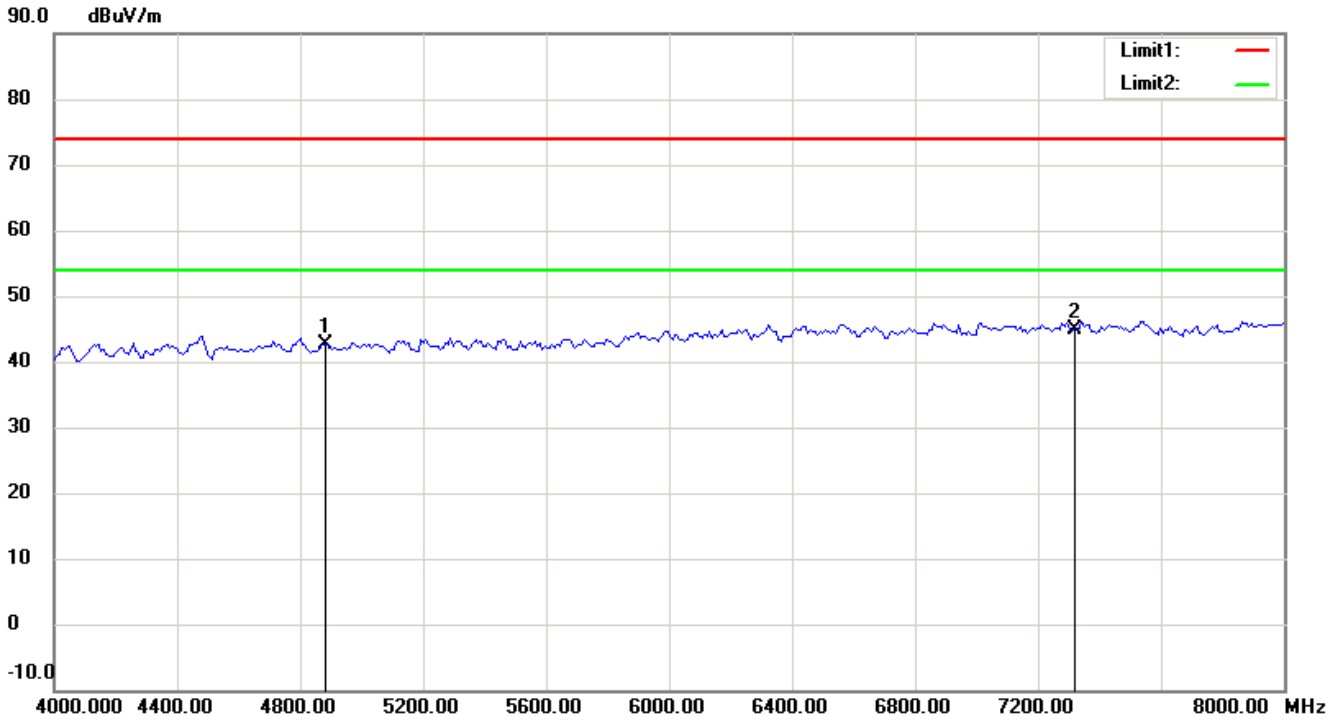
Up Line: Peak Limit Line Down Line: Ave Limit Line

Note:

1. The attached measurement plots are preliminarily pre-scanned with peak detector for determining the final checking frequencies and are for reference only.
2. The some frequencies may exceed the limit line without the specified detectors, but that cannot present the results are failed to the specification of test standard.
3. For corrected test results are listed in the relevant table of radiated test data of this test report.



Registration number: W6M21306-13280-C-1
FCC ID: IR5DK10



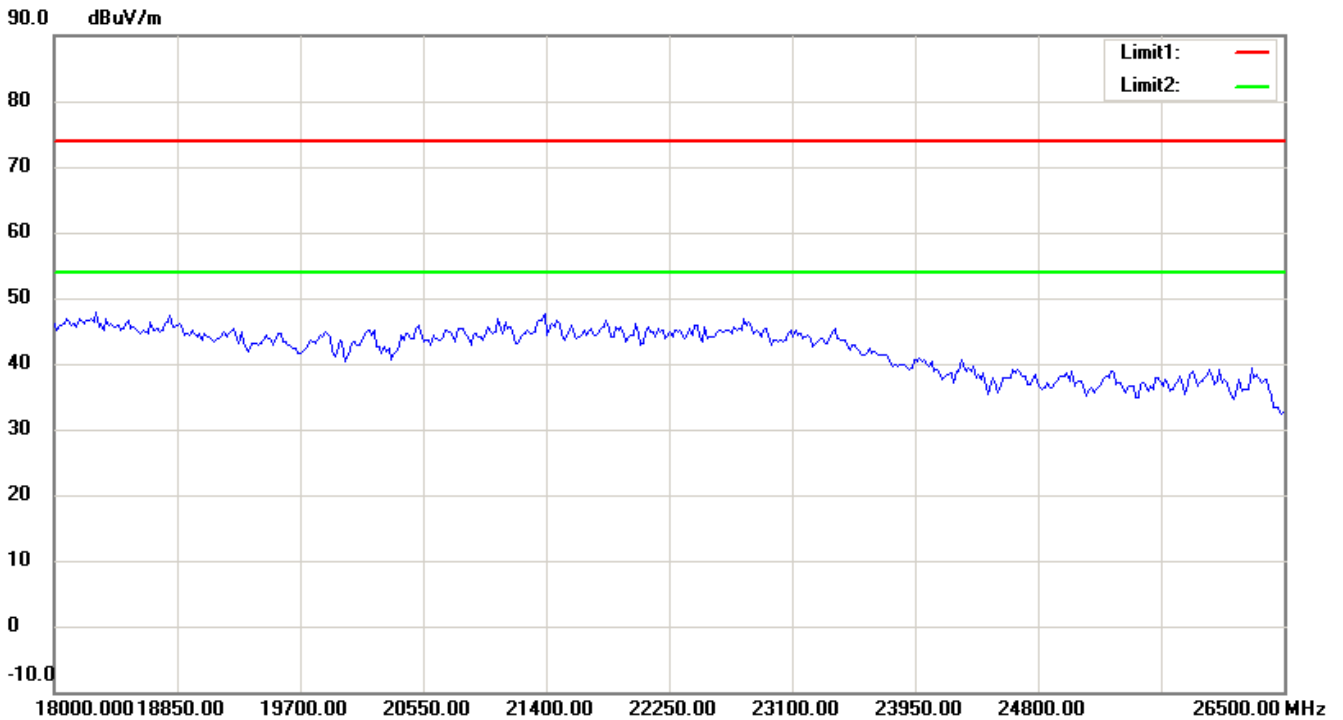
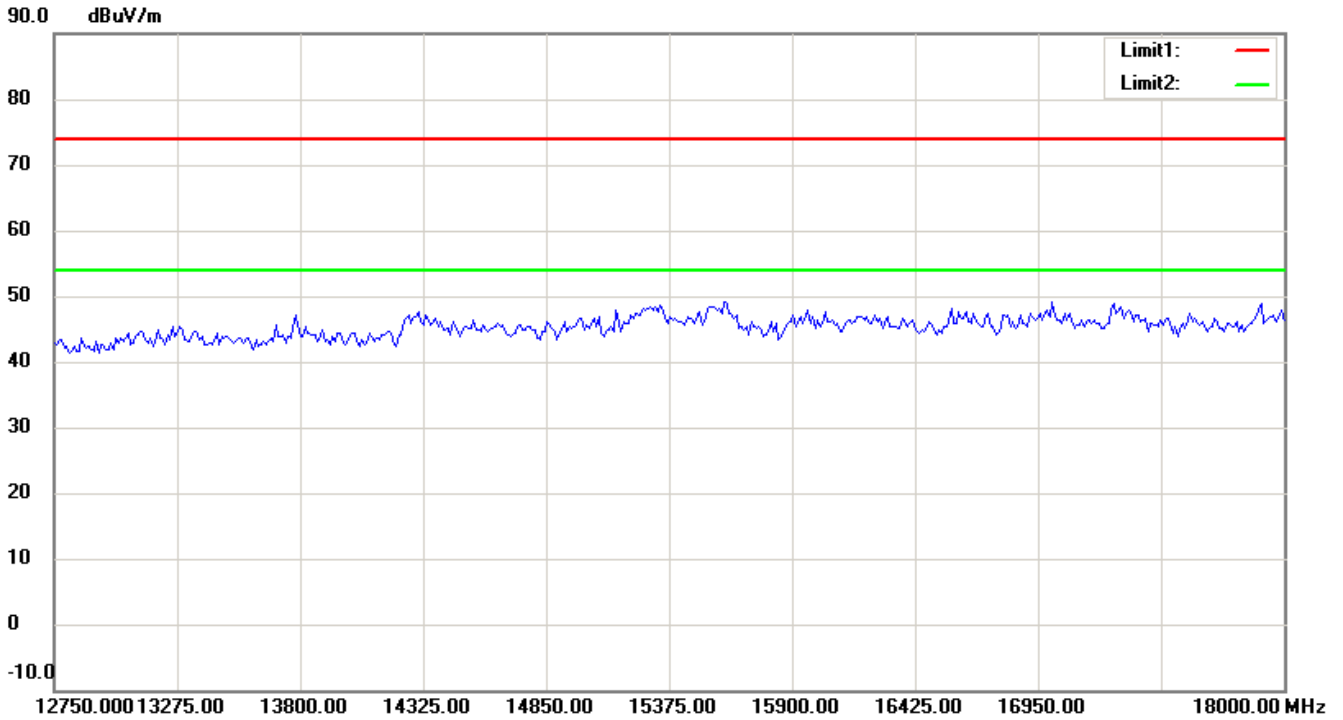
Up Line: Peak Limit Line Down Line: Ave Limit Line

Note:

1. The attached measurement plots are preliminarily pre-scanned with peak detector for determining the final checking frequencies and are for reference only.
2. The some frequencies may exceed the limit line without the specified detectors, but that cannot present the results are failed to the specification of test standard.
3. For corrected test results are listed in the relevant table of radiated test data of this test report.



Registration number: W6M21306-13280-C-1
FCC ID: IR5DK10



Up Line: Peak Limit Line Down Line: Ave Limit Line

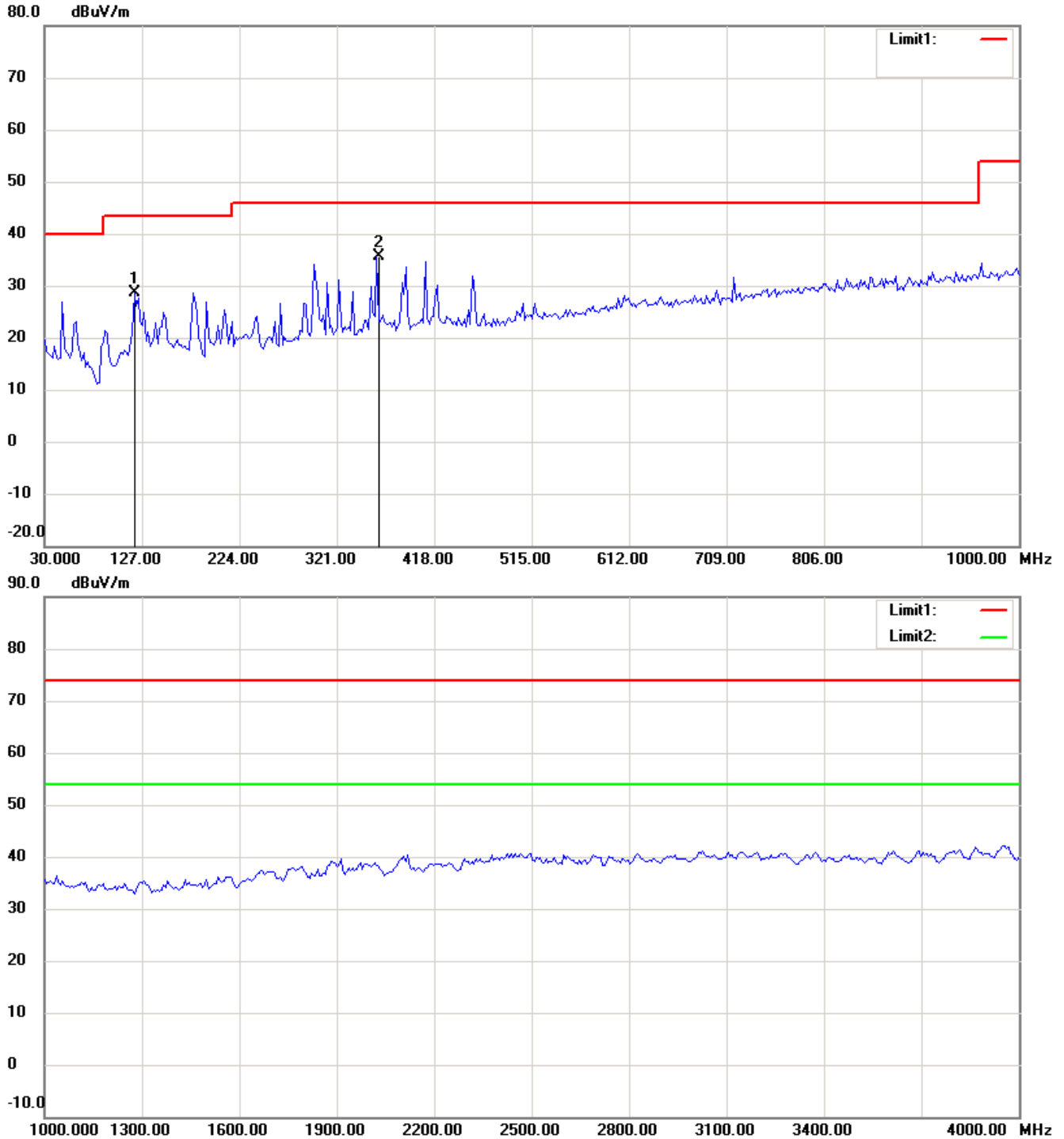
Note:

1. The attached measurement plots are preliminarily pre-scanned with peak detector for determining the final checking frequencies and are for reference only.
2. The some frequencies may exceed the limit line without the specified detectors, but that cannot present the results are failed to the specification of test standard.
3. For corrected test results are listed in the relevant table of radiated test data of this test report.



Registration number: W6M21306-13280-C-1
FCC ID: IR5DK10

TX 802.11n 20MHz 2462MHz
Antenna Polarization H



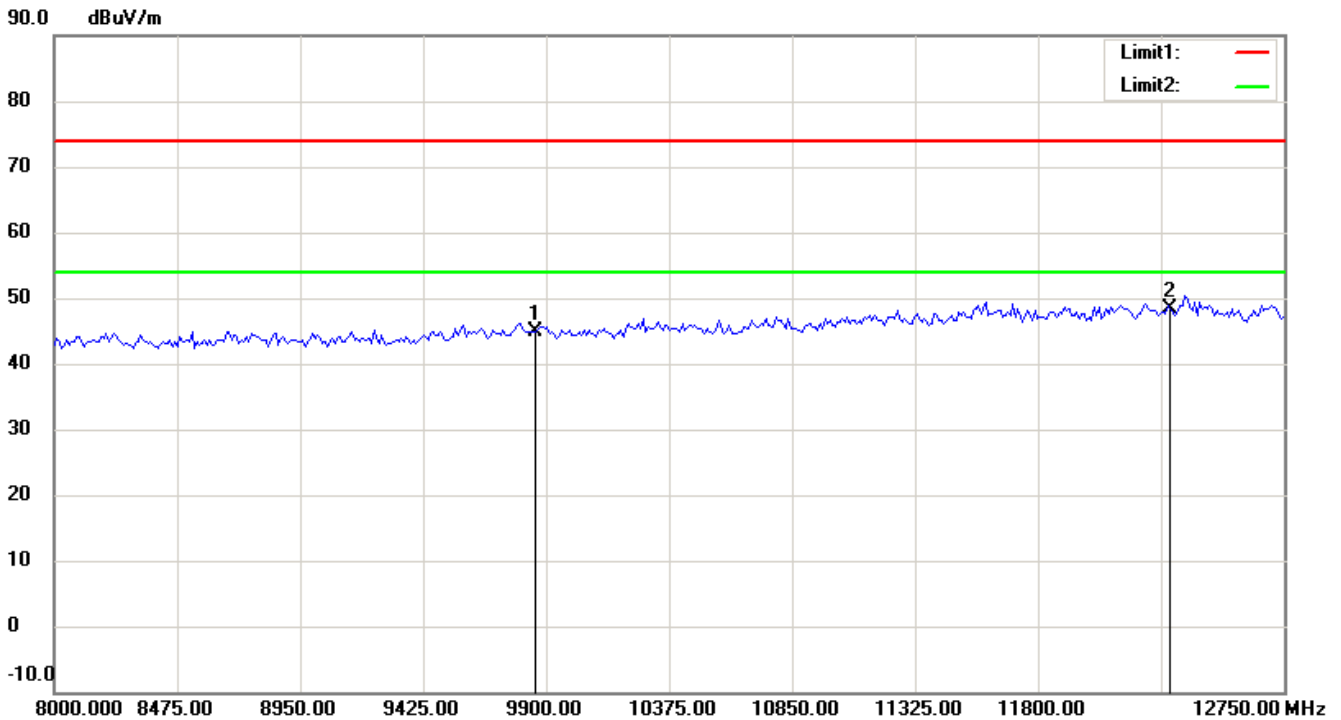
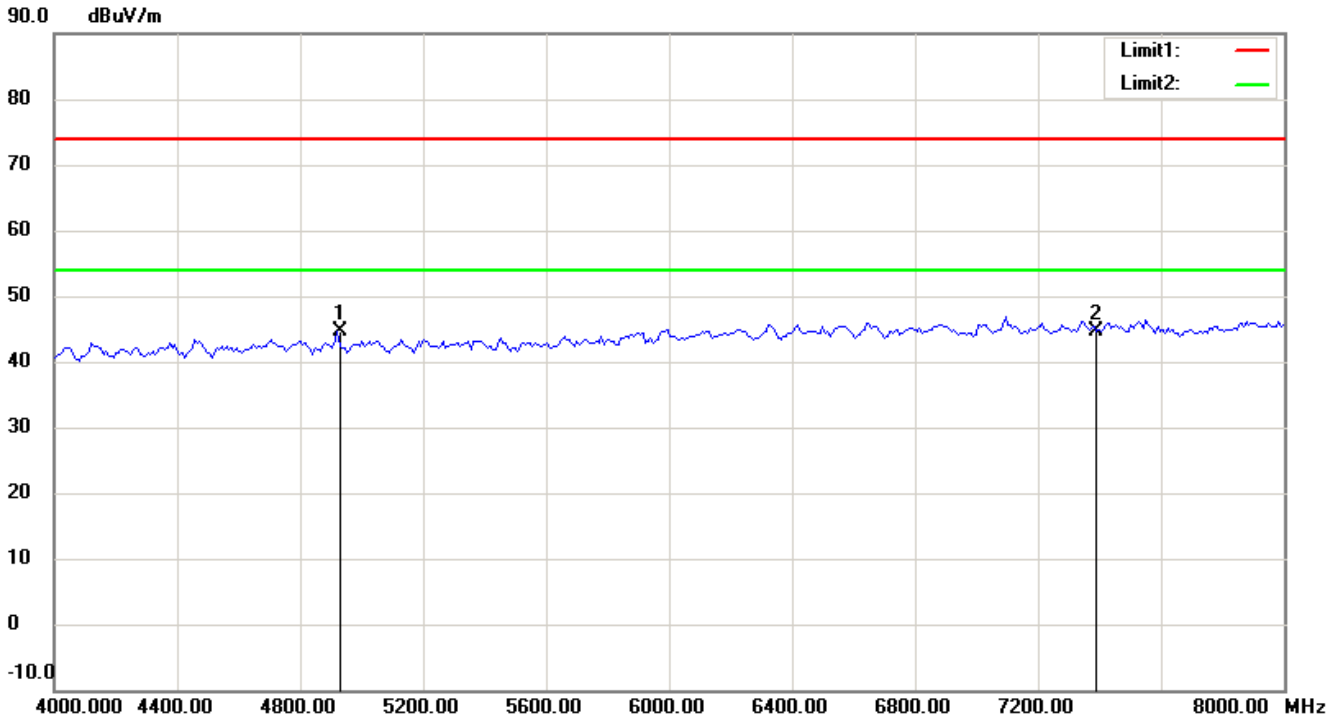
Up Line: Peak Limit Line Down Line: Ave Limit Line

Note:

1. The attached measurement plots are preliminarily pre-scanned with peak detector for determining the final checking frequencies and are for reference only.
2. The some frequencies may exceed the limit line without the specified detectors, but that cannot present the results are failed to the specification of test standard.
3. For corrected test results are listed in the relevant table of radiated test data of this test report.



Registration number: W6M21306-13280-C-1
FCC ID: IR5DK10



Up Line: Peak Limit Line Down Line: Ave Limit Line

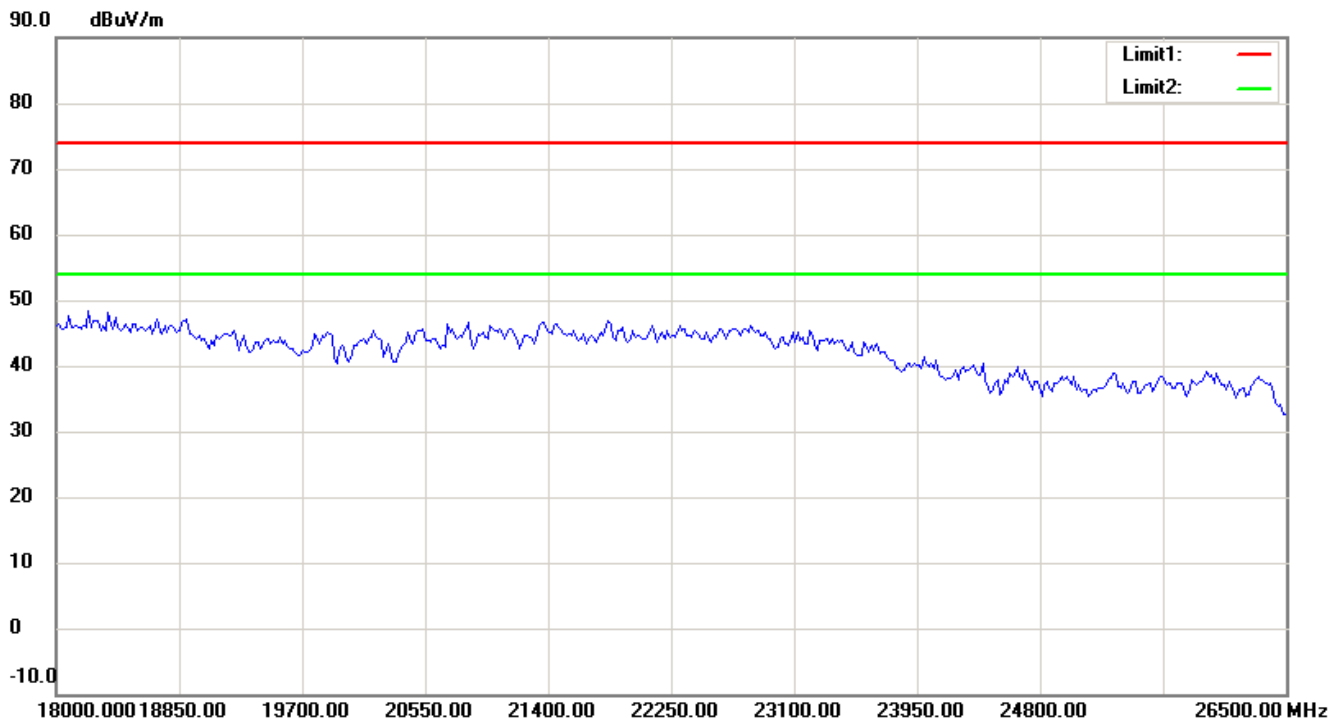
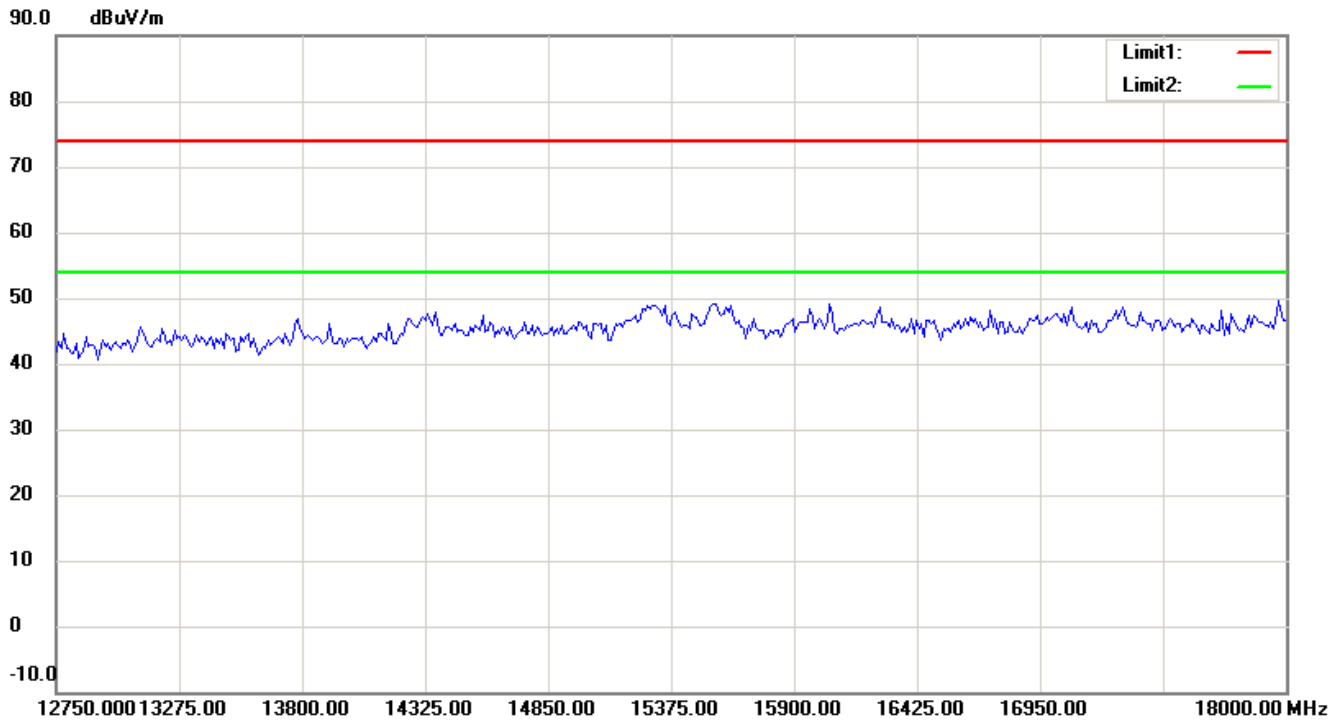
Note:

1. The attached measurement plots are preliminarily pre-scanned with peak detector for determining the final checking frequencies and are for reference only.
2. The some frequencies may exceed the limit line without the specified detectors, but that cannot present the results are failed to the specification of test standard.
3. For corrected test results are listed in the relevant table of radiated test data of this test report.



Worldwide Testing Services(Taiwan) Co., Ltd.

Registration number: W6M21306-13280-C-1
FCC ID: IR5DK10



Up Line: Peak Limit Line Down Line: Ave Limit Line

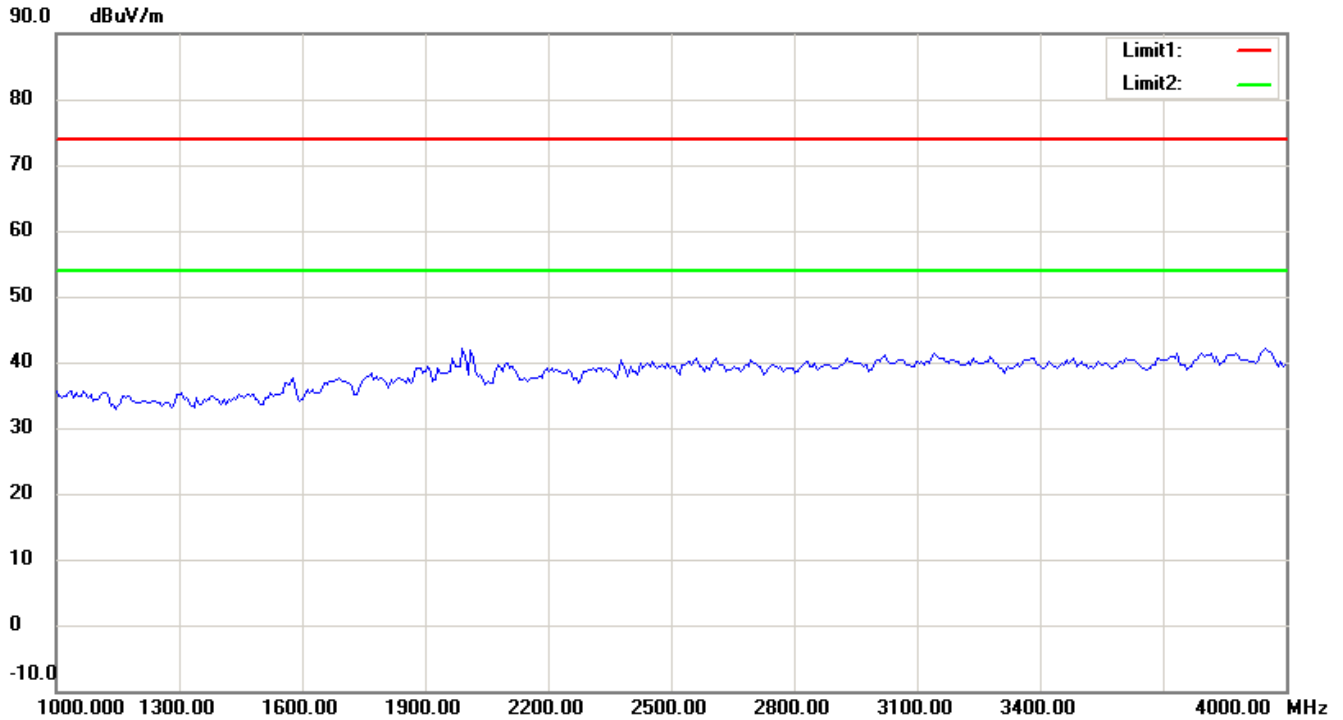
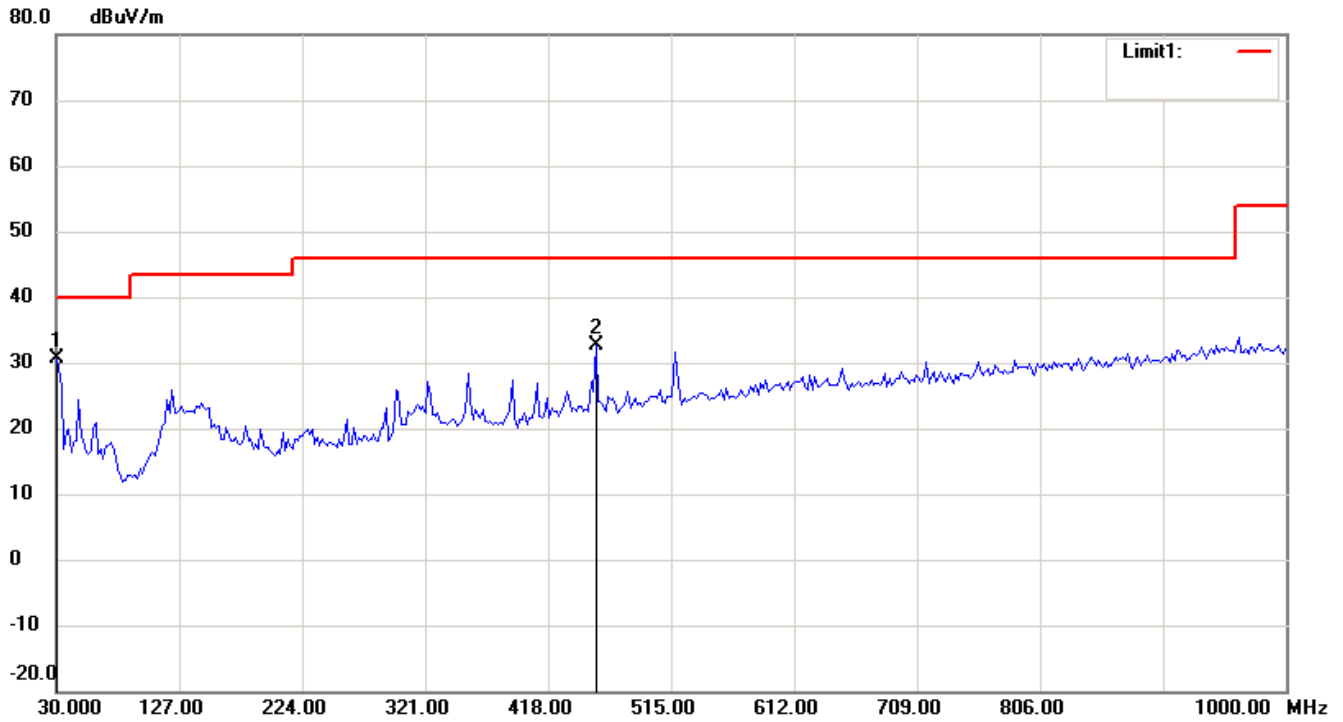
Note:

1. The attached measurement plots are preliminarily pre-scanned with peak detector for determining the final checking frequencies and are for reference only.
2. The some frequencies may exceed the limit line without the specified detectors, but that cannot present the results are failed to the specification of test standard.
3. For corrected test results are listed in the relevant table of radiated test data of this test report.



Registration number: W6M21306-13280-C-1
FCC ID: IR5DK10

Antenna Polarization V



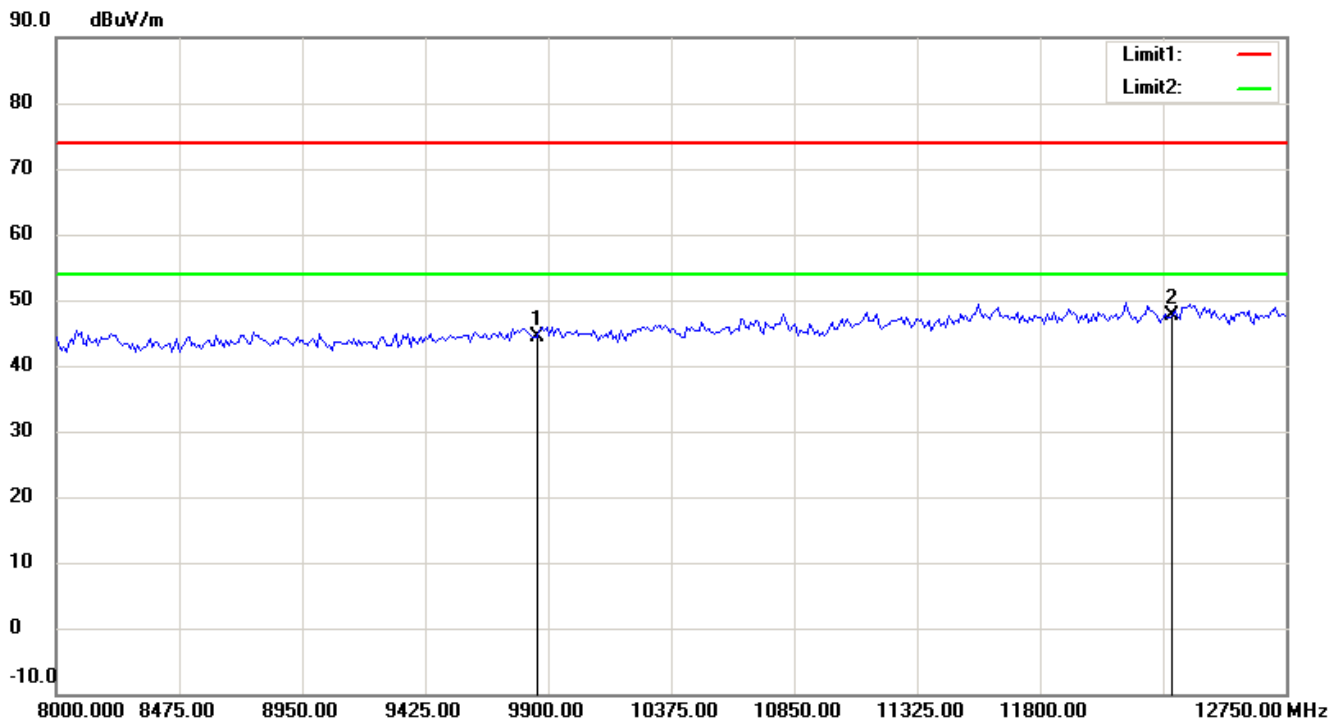
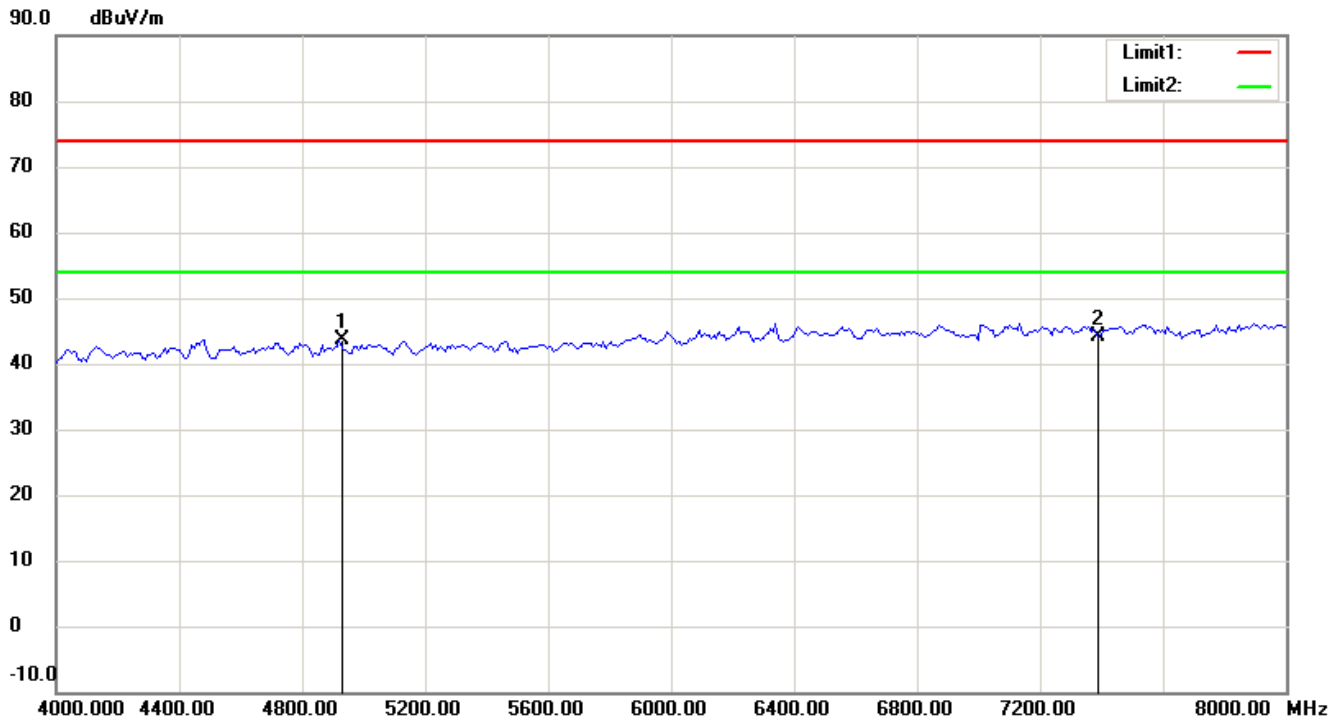
Up Line: Peak Limit Line Down Line: Ave Limit Line

Note:

1. The attached measurement plots are preliminarily pre-scanned with peak detector for determining the final checking frequencies and are for reference only.
2. The some frequencies may exceed the limit line without the specified detectors, but that cannot present the results are failed to the specification of test standard.
3. For corrected test results are listed in the relevant table of radiated test data of this test report.



Registration number: W6M21306-13280-C-1
FCC ID: IR5DK10



Up Line: Peak Limit Line Down Line: Ave Limit Line

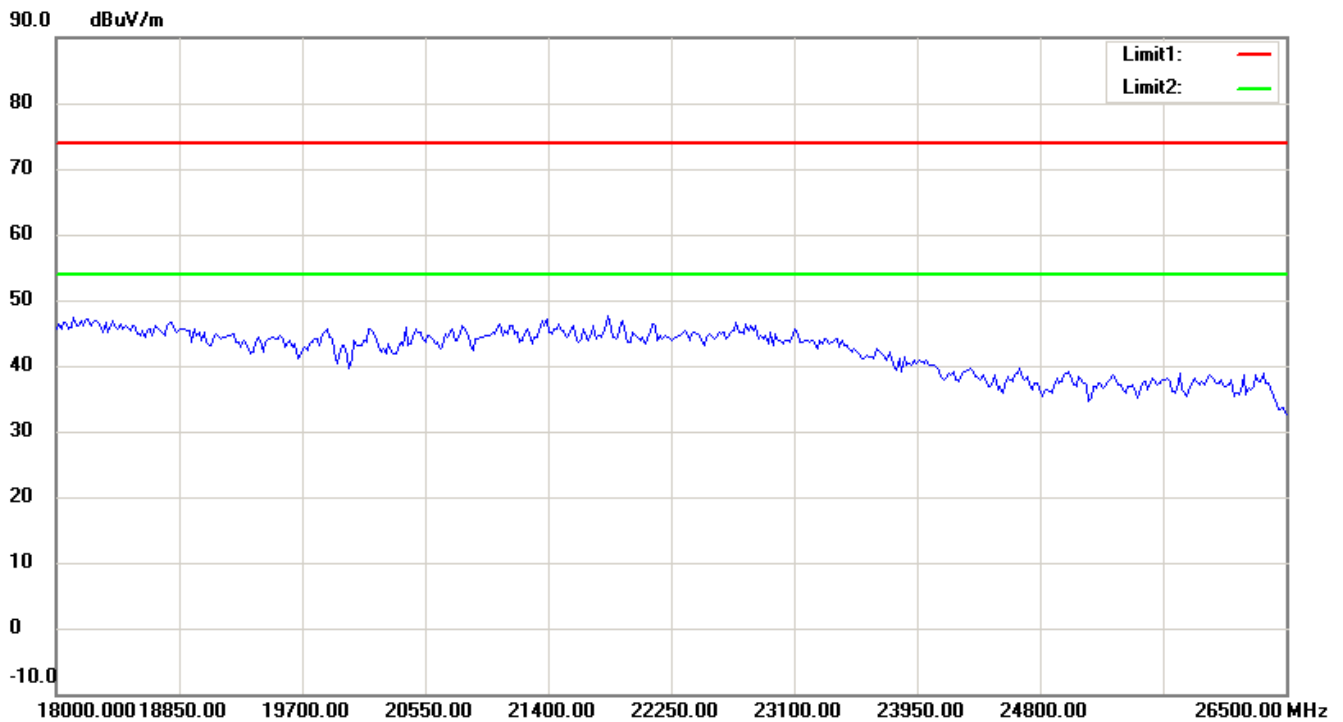
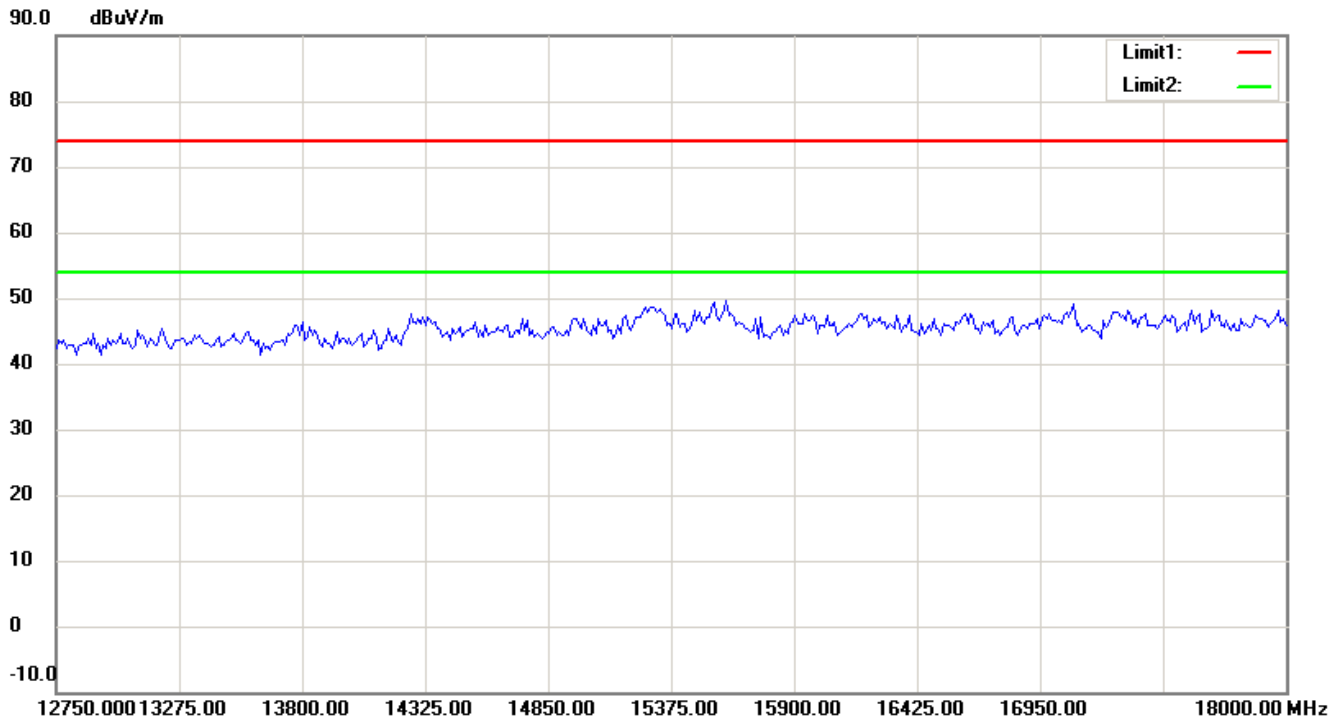
Note:

1. The attached measurement plots are preliminarily pre-scanned with peak detector for determining the final checking frequencies and are for reference only.
2. The some frequencies may exceed the limit line without the specified detectors, but that cannot present the results are failed to the specification of test standard.
3. For corrected test results are listed in the relevant table of radiated test data of this test report.



Worldwide Testing Services(Taiwan) Co., Ltd.

Registration number: W6M21306-13280-C-1
FCC ID: IR5DK10



Up Line: Peak Limit Line Down Line: Ave Limit Line

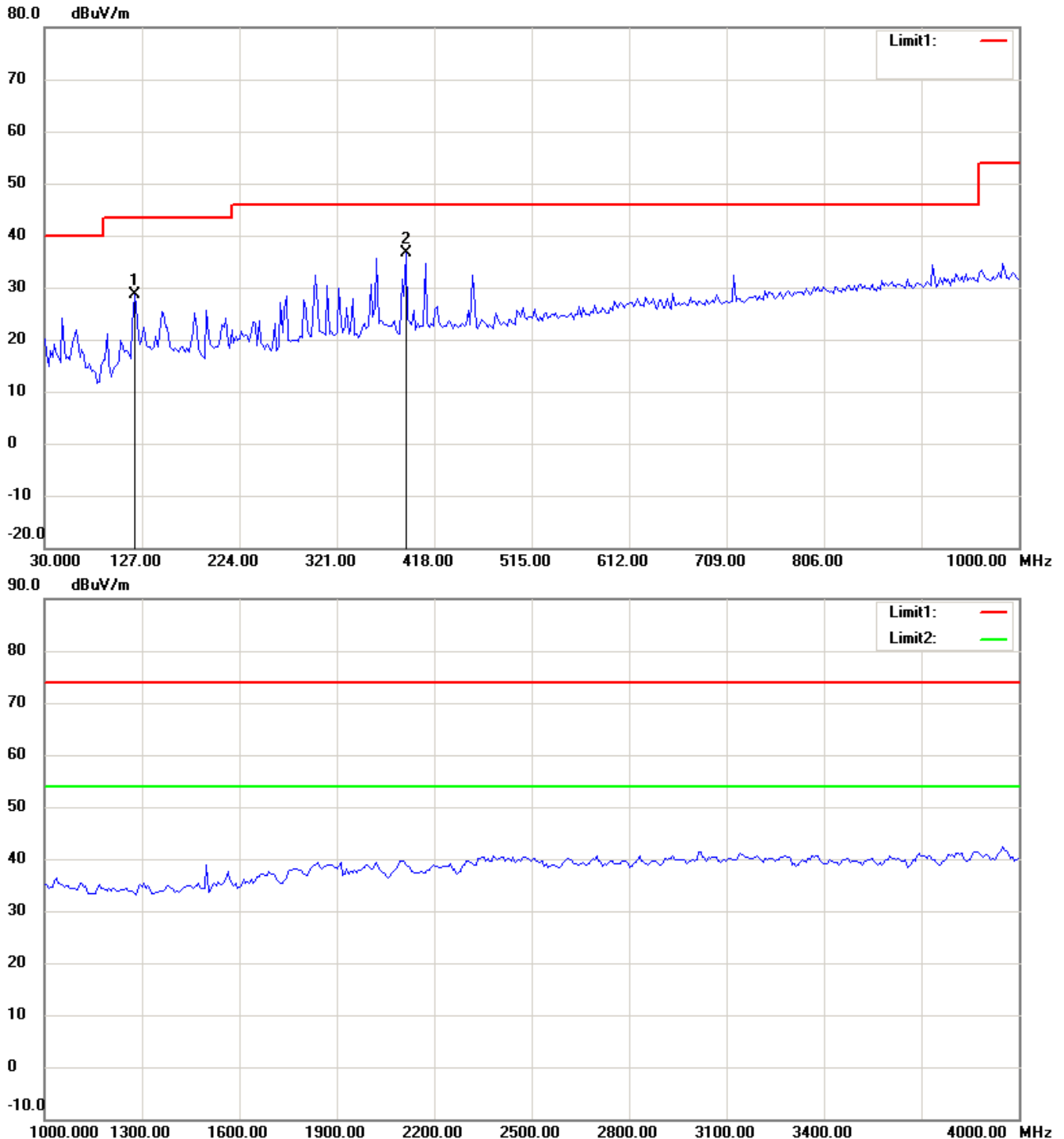
Note:

1. The attached measurement plots are preliminarily pre-scanned with peak detector for determining the final checking frequencies and are for reference only.
2. The some frequencies may exceed the limit line without the specified detectors, but that cannot present the results are failed to the specification of test standard.
3. For corrected test results are listed in the relevant table of radiated test data of this test report.



Registration number: W6M21306-13280-C-1
FCC ID: IR5DK10

TX 802.11n(40MHz) 2422MHz
Antenna Polarization H



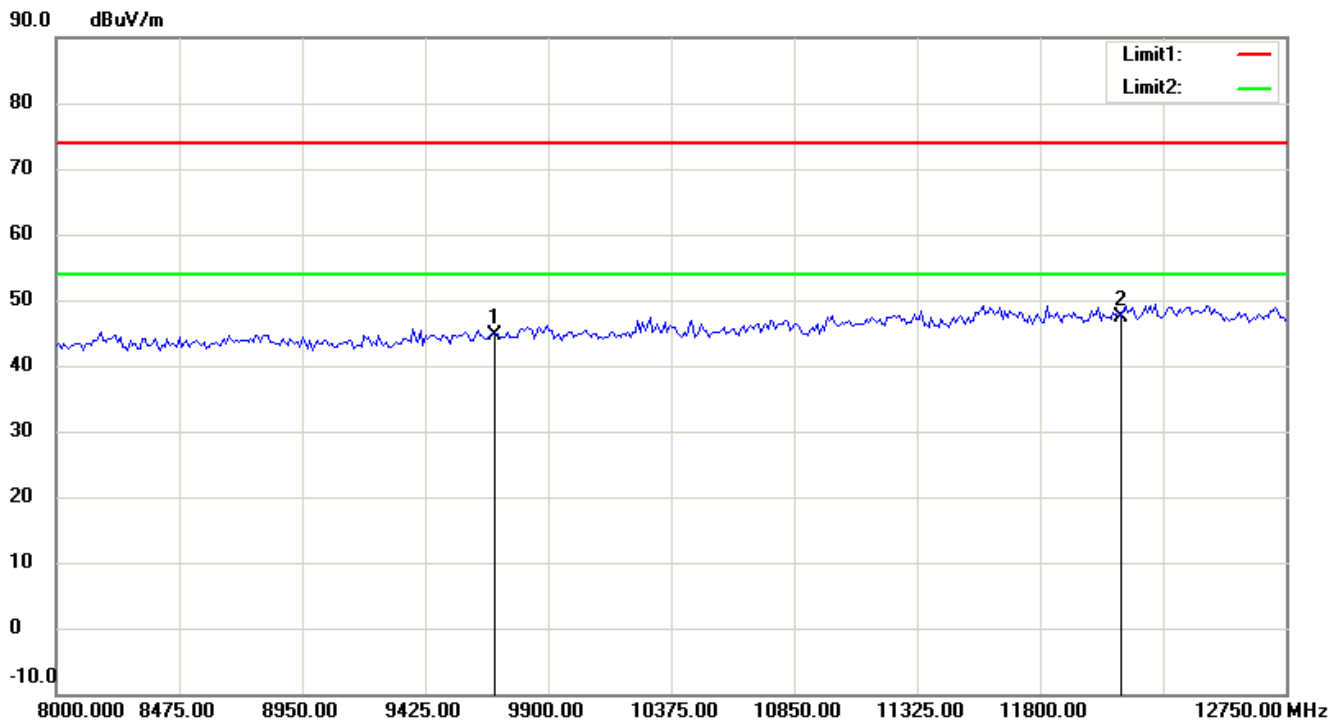
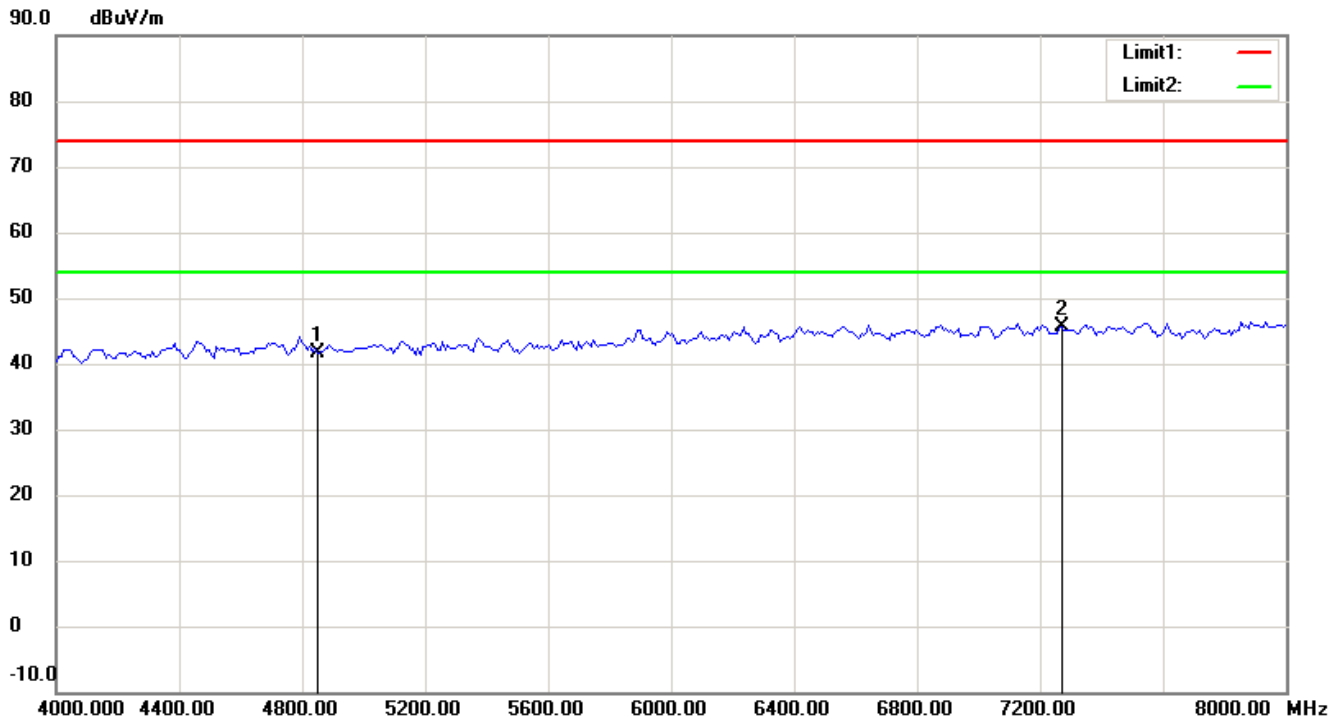
Up Line: Peak Limit Line Down Line: Ave Limit Line

Note:

1. The attached measurement plots are preliminarily pre-scanned with peak detector for determining the final checking frequencies and are for reference only.
2. The some frequencies may exceed the limit line without the specified detectors, but that cannot present the results are failed to the specification of test standard.
3. For corrected test results are listed in the relevant table of radiated test data of this test report.



Registration number: W6M21306-13280-C-1
FCC ID: IR5DK10



Up Line: Peak Limit Line Down Line: Ave Limit Line

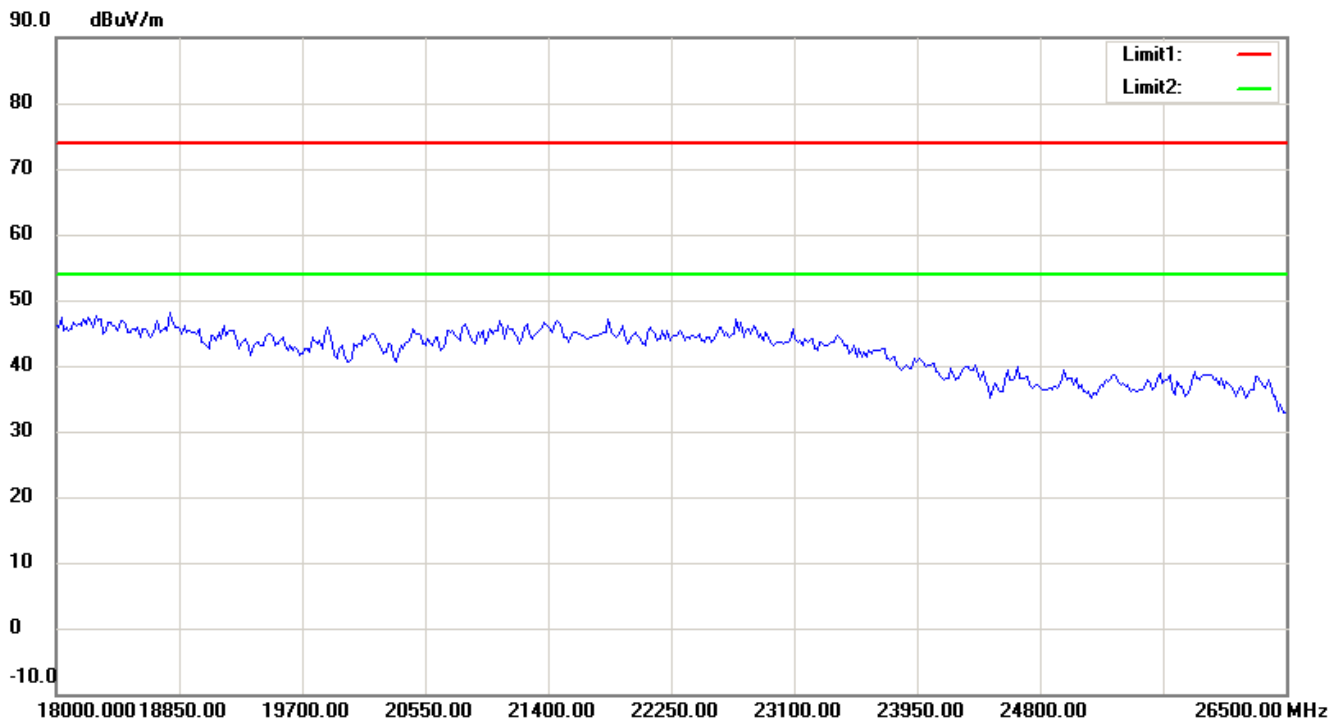
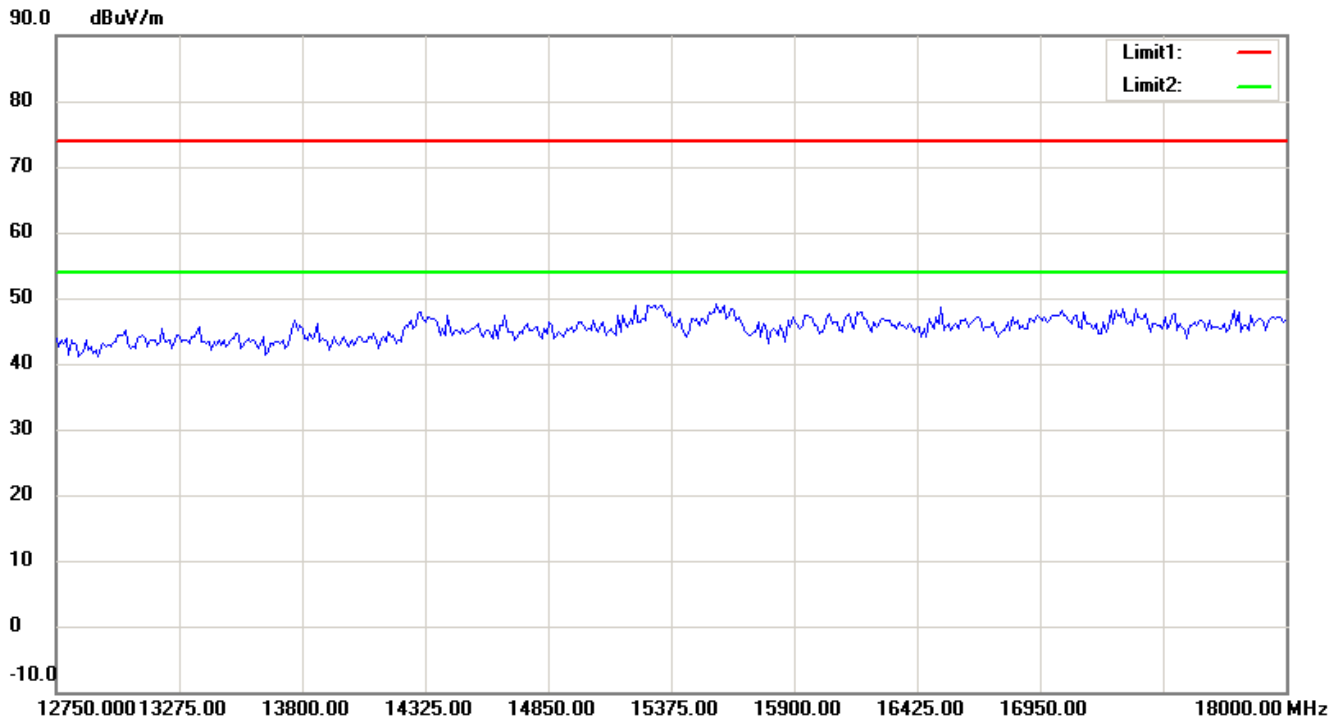
Note:

1. The attached measurement plots are preliminarily pre-scanned with peak detector for determining the final checking frequencies and are for reference only.
2. The some frequencies may exceed the limit line without the specified detectors, but that cannot present the results are failed to the specification of test standard.
3. For corrected test results are listed in the relevant table of radiated test data of this test report.



Worldwide Testing Services(Taiwan) Co., Ltd.

Registration number: W6M21306-13280-C-1
FCC ID: IR5DK10



Up Line: Peak Limit Line Down Line: Ave Limit Line

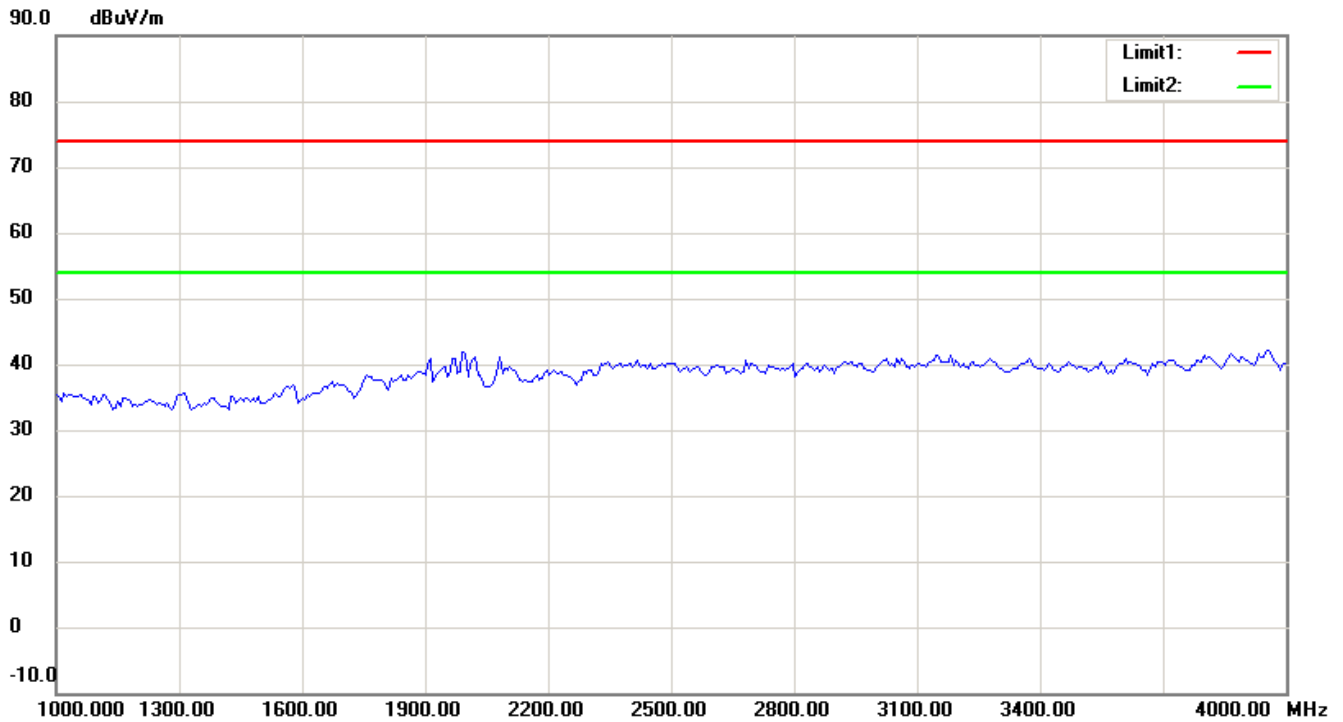
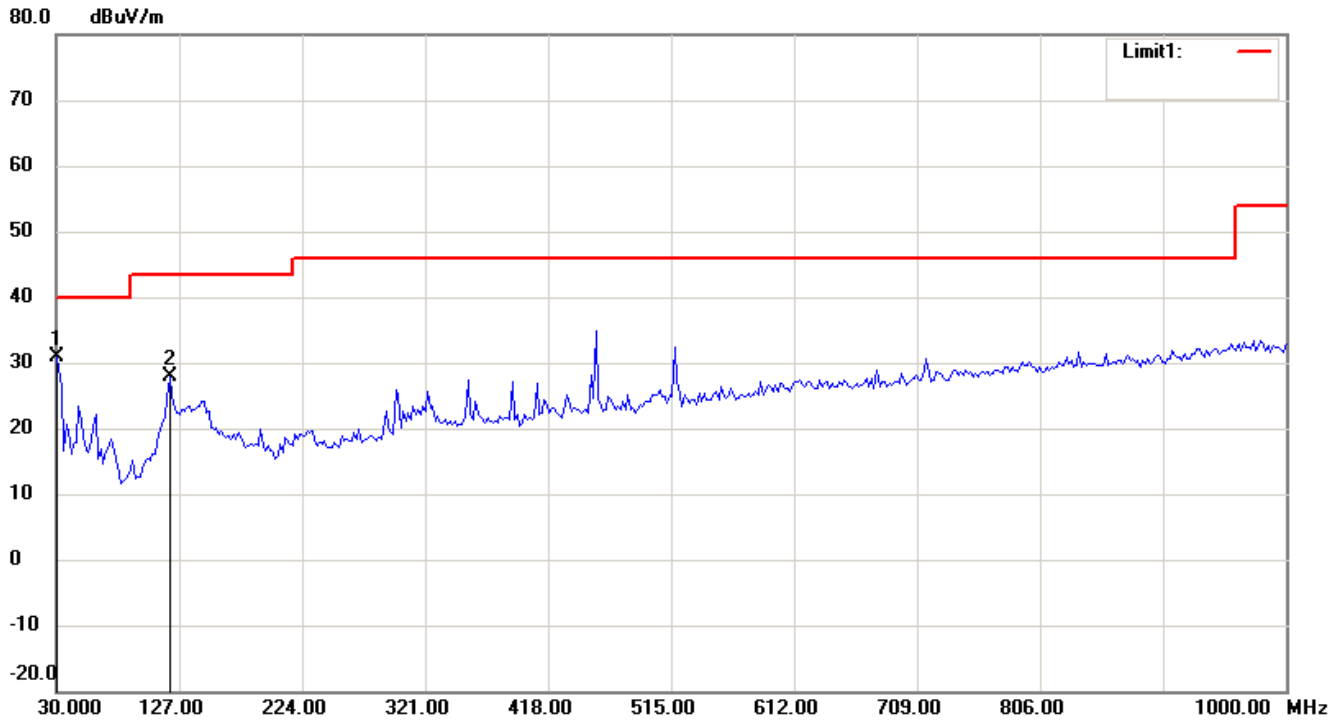
Note:

1. The attached measurement plots are preliminarily pre-scanned with peak detector for determining the final checking frequencies and are for reference only.
2. The some frequencies may exceed the limit line without the specified detectors, but that cannot present the results are failed to the specification of test standard.
3. For corrected test results are listed in the relevant table of radiated test data of this test report.



Registration number: W6M21306-13280-C-1
FCC ID: IR5DK10

Antenna Polarization V



Up Line: Peak Limit Line Down Line: Ave Limit Line

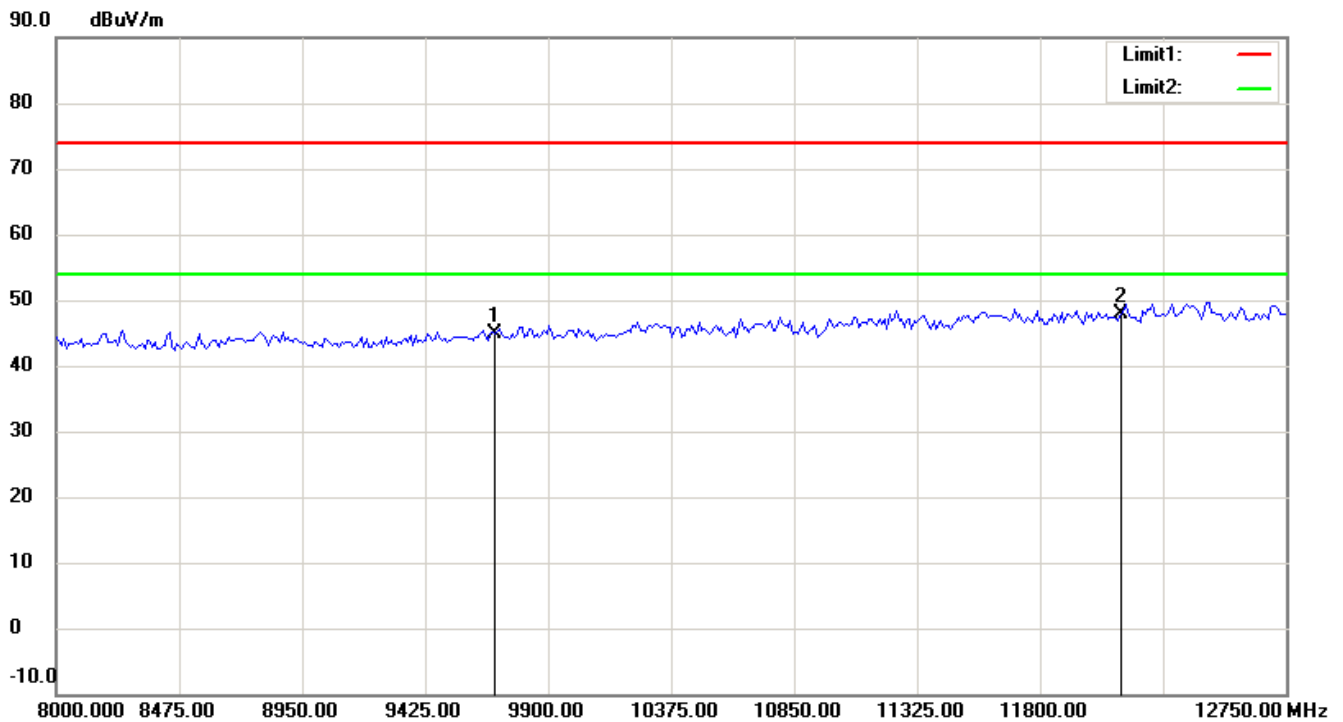
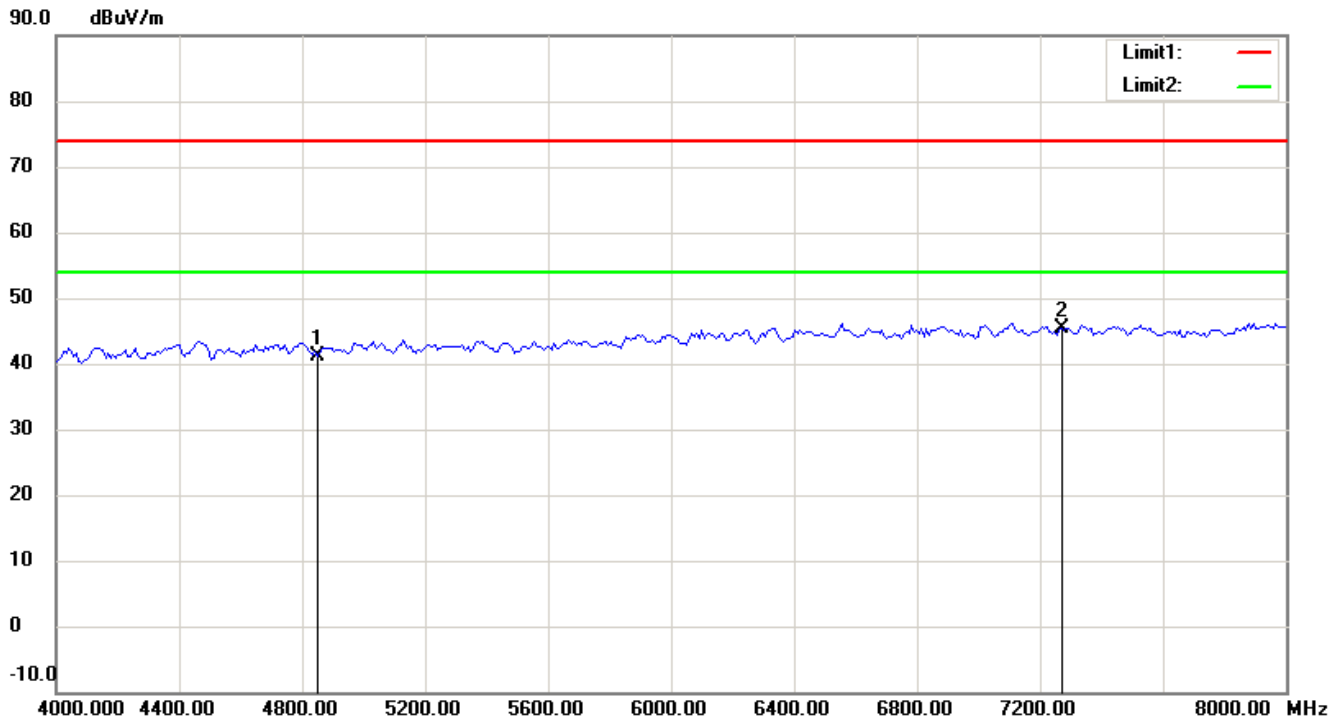
Note:

1. The attached measurement plots are preliminarily pre-scanned with peak detector for determining the final checking frequencies and are for reference only.
2. The some frequencies may exceed the limit line without the specified detectors, but that cannot present the results are failed to the specification of test standard.
3. For corrected test results are listed in the relevant table of radiated test data of this test report.



Worldwide Testing Services(Taiwan) Co., Ltd.

Registration number: W6M21306-13280-C-1
FCC ID: IR5DK10



Up Line: Peak Limit Line Down Line: Ave Limit Line

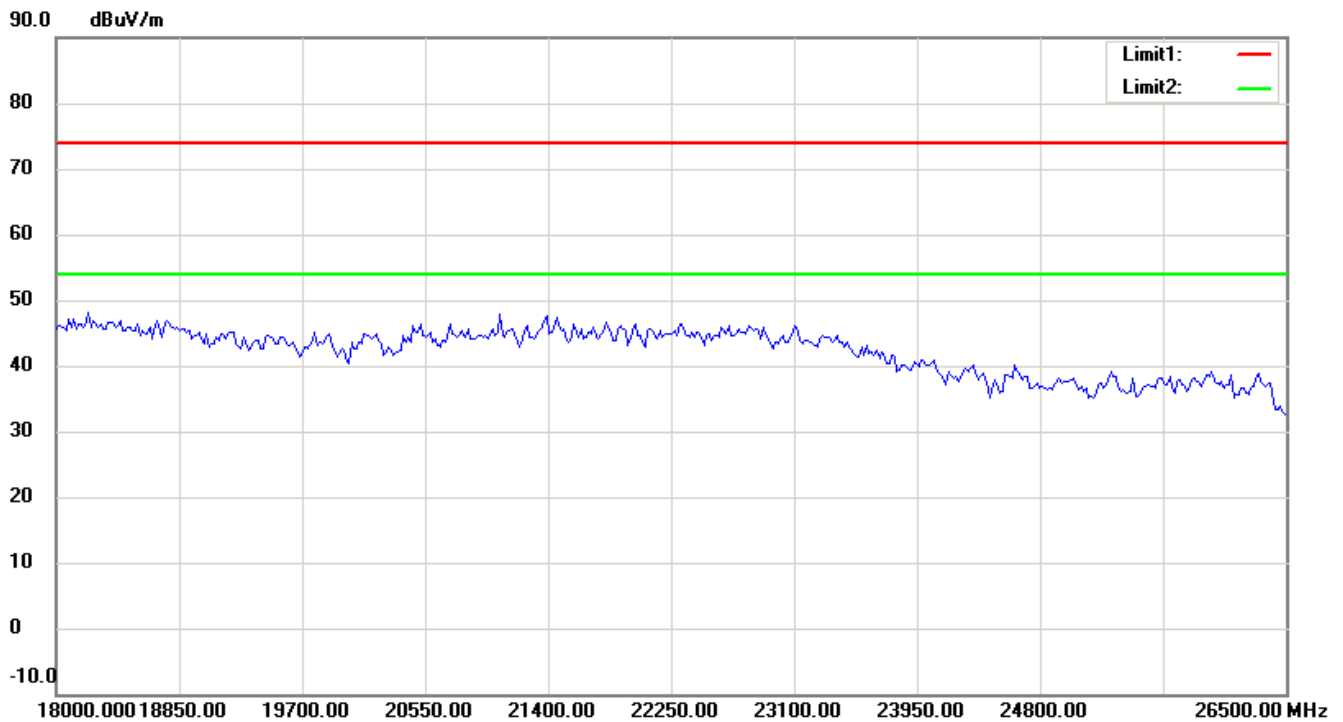
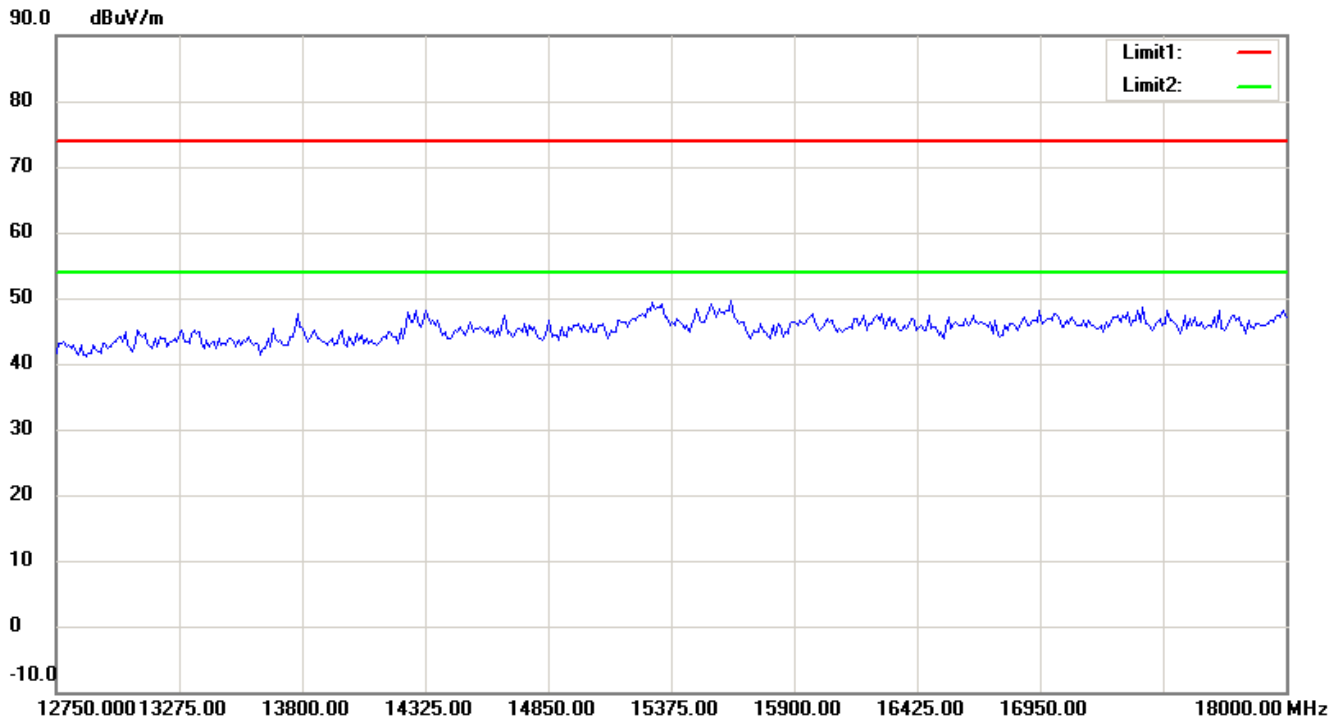
Note:

1. The attached measurement plots are preliminarily pre-scanned with peak detector for determining the final checking frequencies and are for reference only.
2. The some frequencies may exceed the limit line without the specified detectors, but that cannot present the results are failed to the specification of test standard.
3. For corrected test results are listed in the relevant table of radiated test data of this test report.



Worldwide Testing Services(Taiwan) Co., Ltd.

Registration number: W6M21306-13280-C-1
FCC ID: IR5DK10



Up Line: Peak Limit Line Down Line: Ave Limit Line

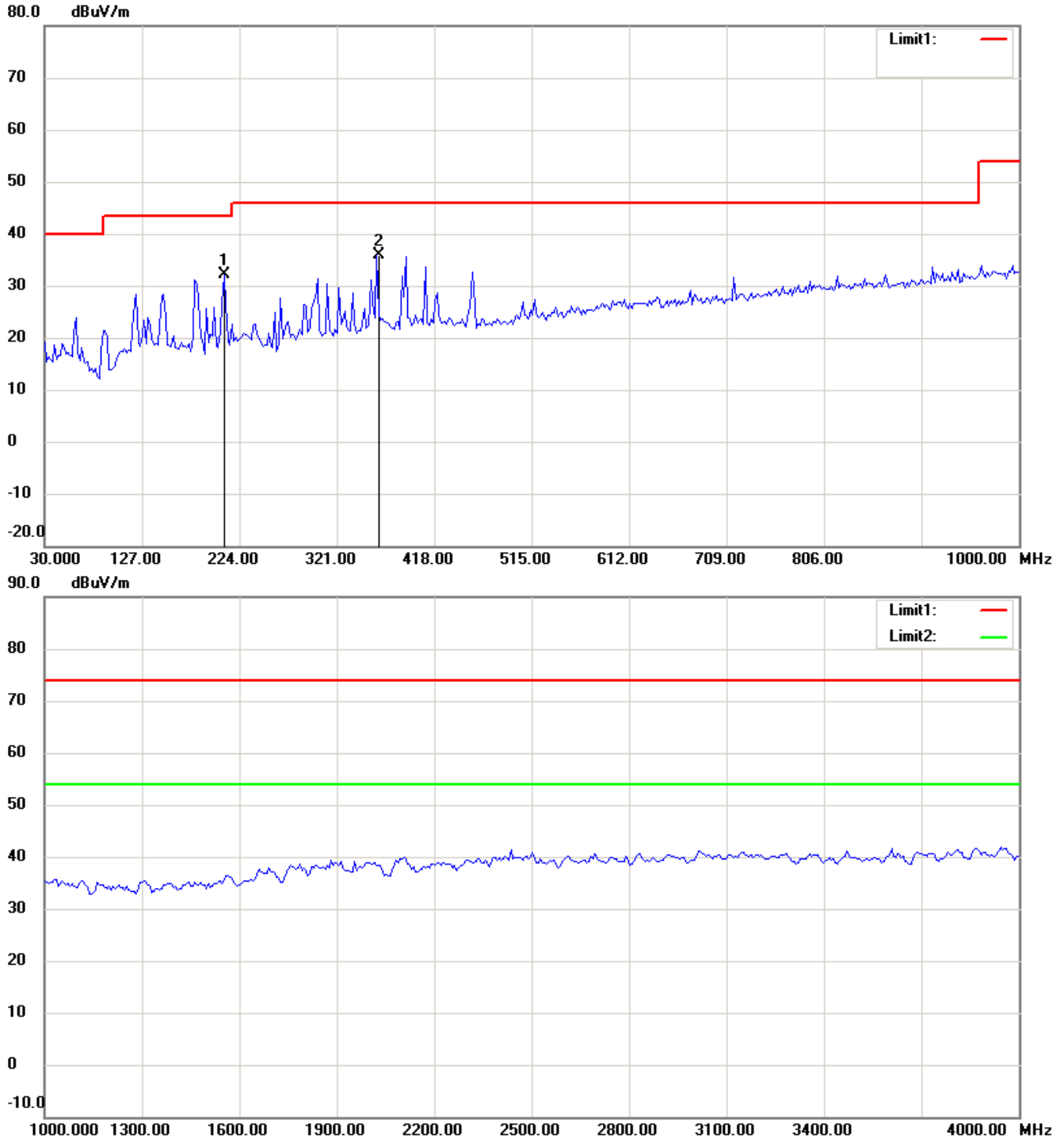
Note:

1. The attached measurement plots are preliminarily pre-scanned with peak detector for determining the final checking frequencies and are for reference only.
2. The some frequencies may exceed the limit line without the specified detectors, but that cannot present the results are failed to the specification of test standard.
3. For corrected test results are listed in the relevant table of radiated test data of this test report.



Registration number: W6M21306-13280-C-1
FCC ID: IR5DK10

TX 802.11n(40MHz) 2437MHz
Antenna Polarization H



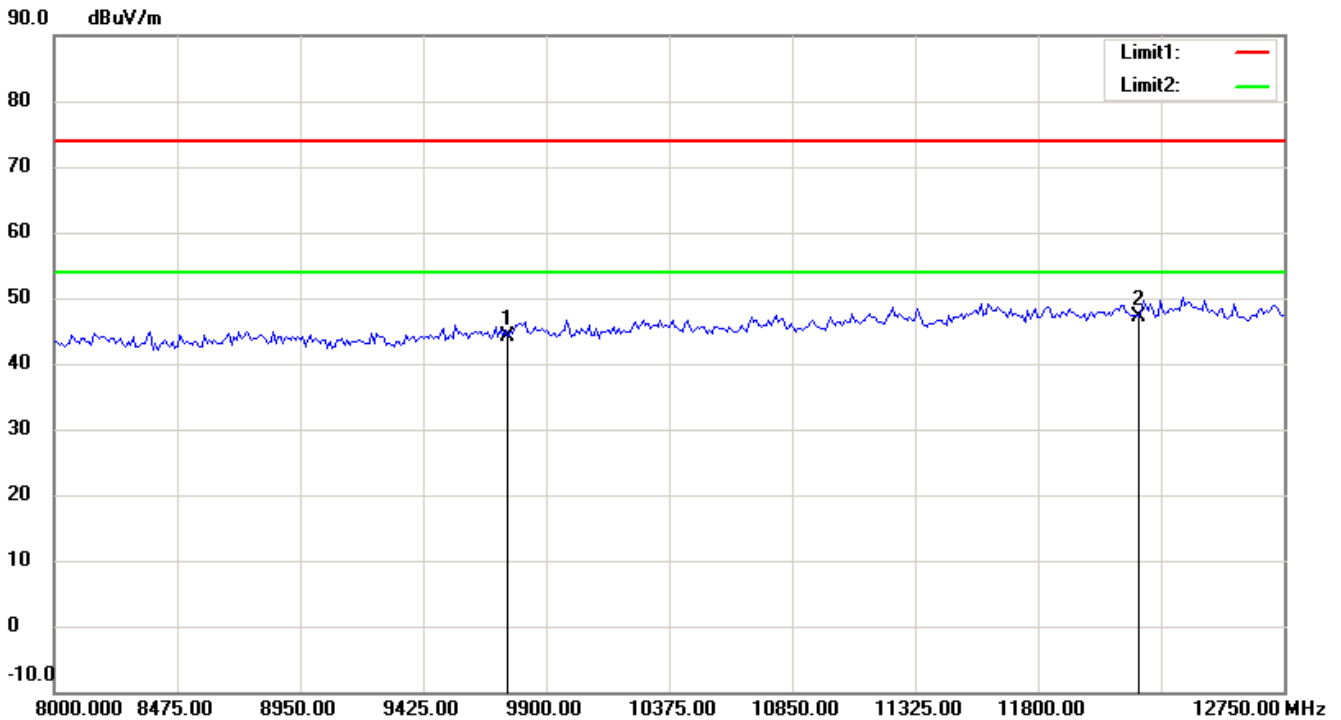
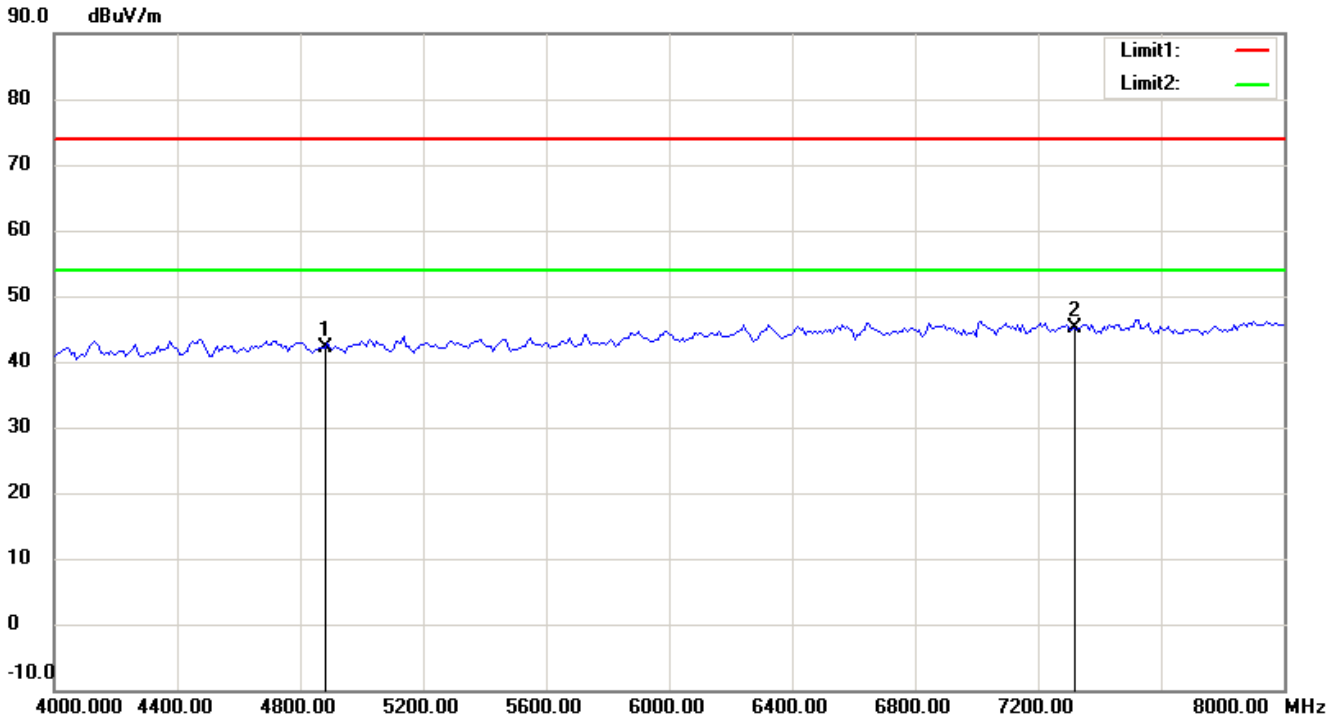
Up Line: Peak Limit Line Down Line: Ave Limit Line

Note:

1. The attached measurement plots are preliminarily pre-scanned with peak detector for determining the final checking frequencies and are for reference only.
2. The some frequencies may exceed the limit line without the specified detectors, but that cannot present the results are failed to the specification of test standard.
3. For corrected test results are listed in the relevant table of radiated test data of this test report.




Registration number: W6M21306-13280-C-1
FCC ID: IR5DK10



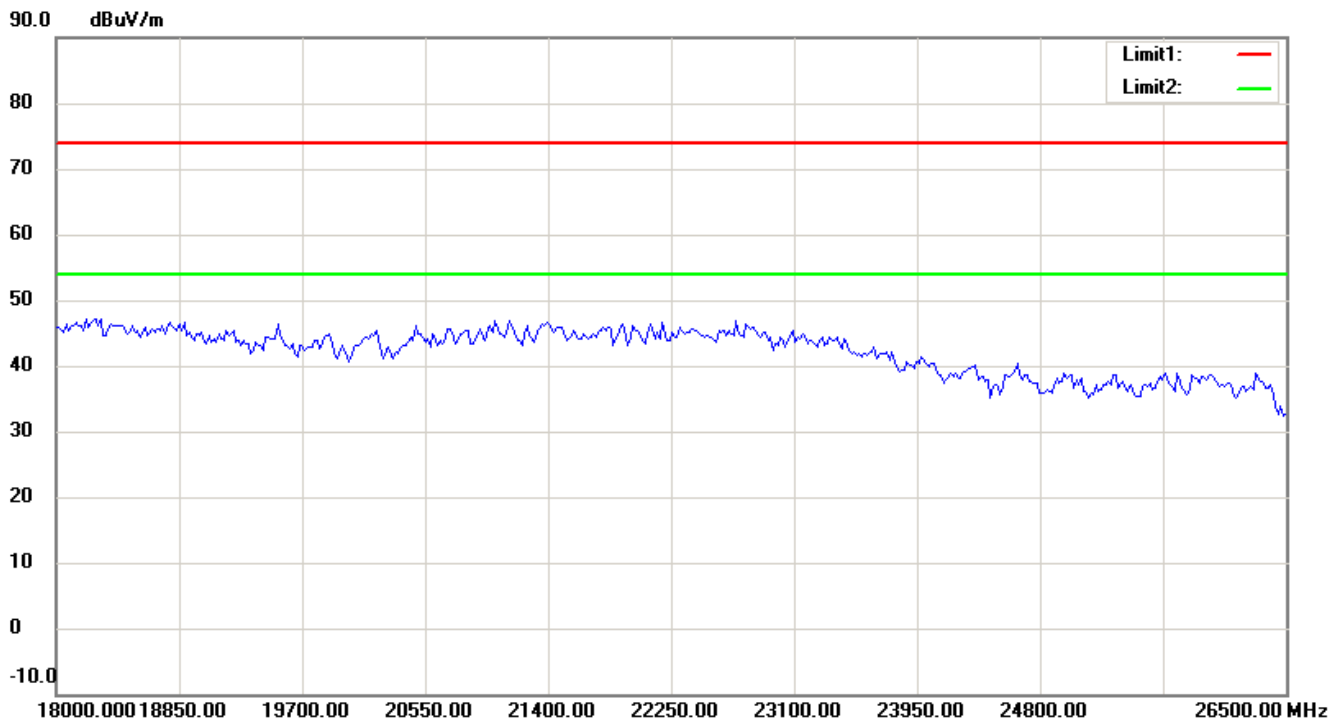
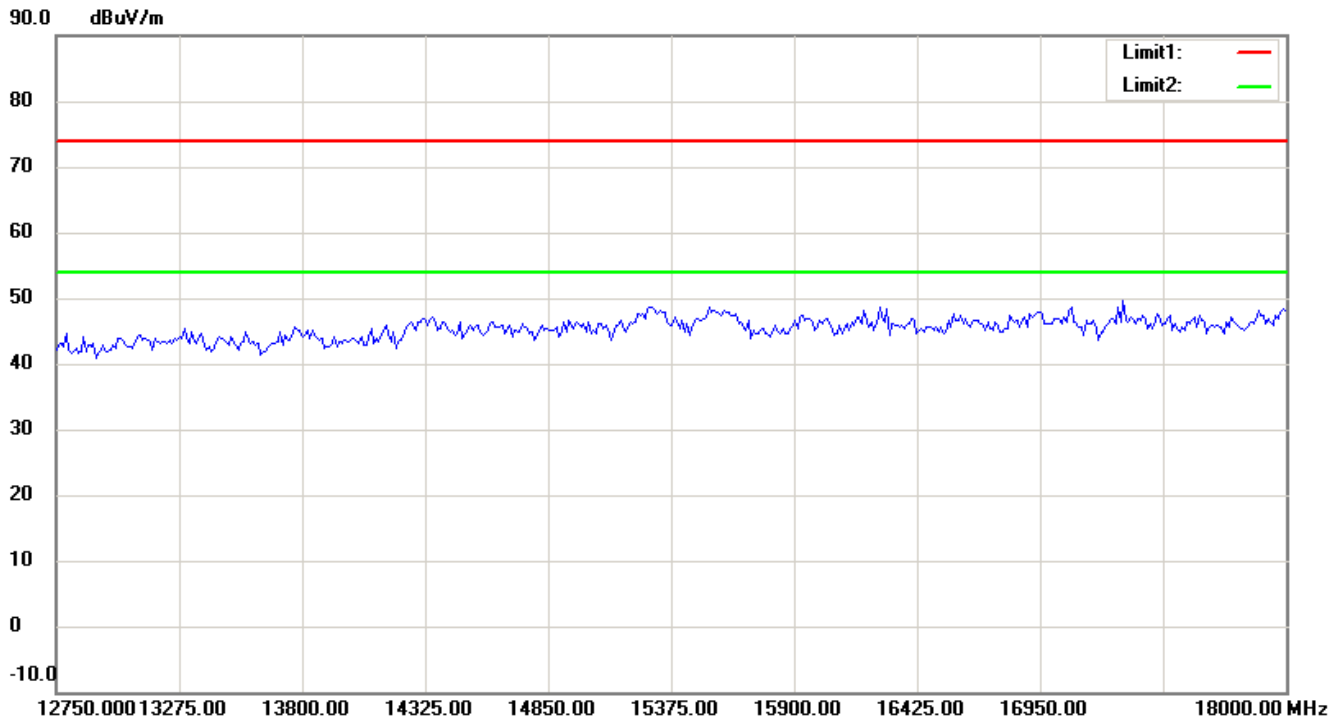
Up Line: Peak Limit Line Down Line: Ave Limit Line

Note:

1. The attached measurement plots are preliminarily pre-scanned with peak detector for determining the final checking frequencies and are for reference only.
2. The some frequencies may exceed the limit line without the specified detectors, but that cannot present the results are failed to the specification of test standard.
3. For corrected test results are listed in the relevant table of radiated test data of this test report.



Registration number: W6M21306-13280-C-1
FCC ID: IR5DK10



Up Line: Peak Limit Line Down Line: Ave Limit Line

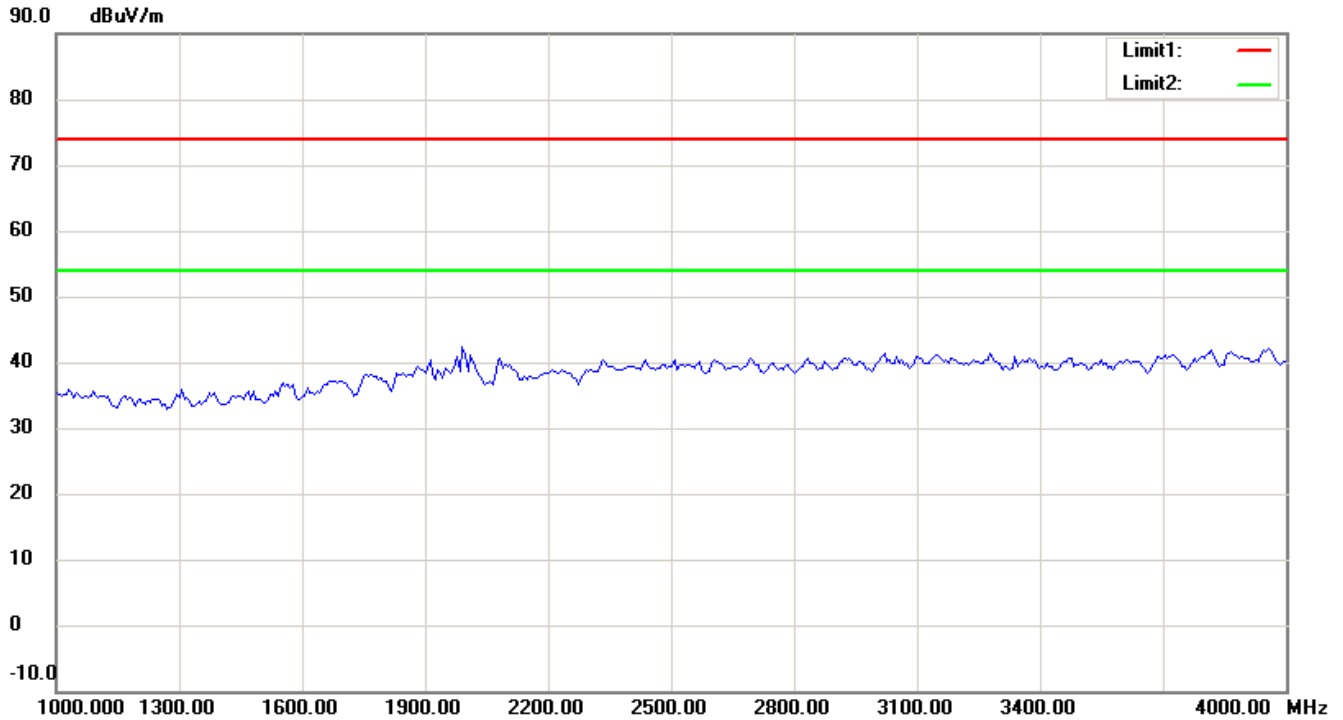
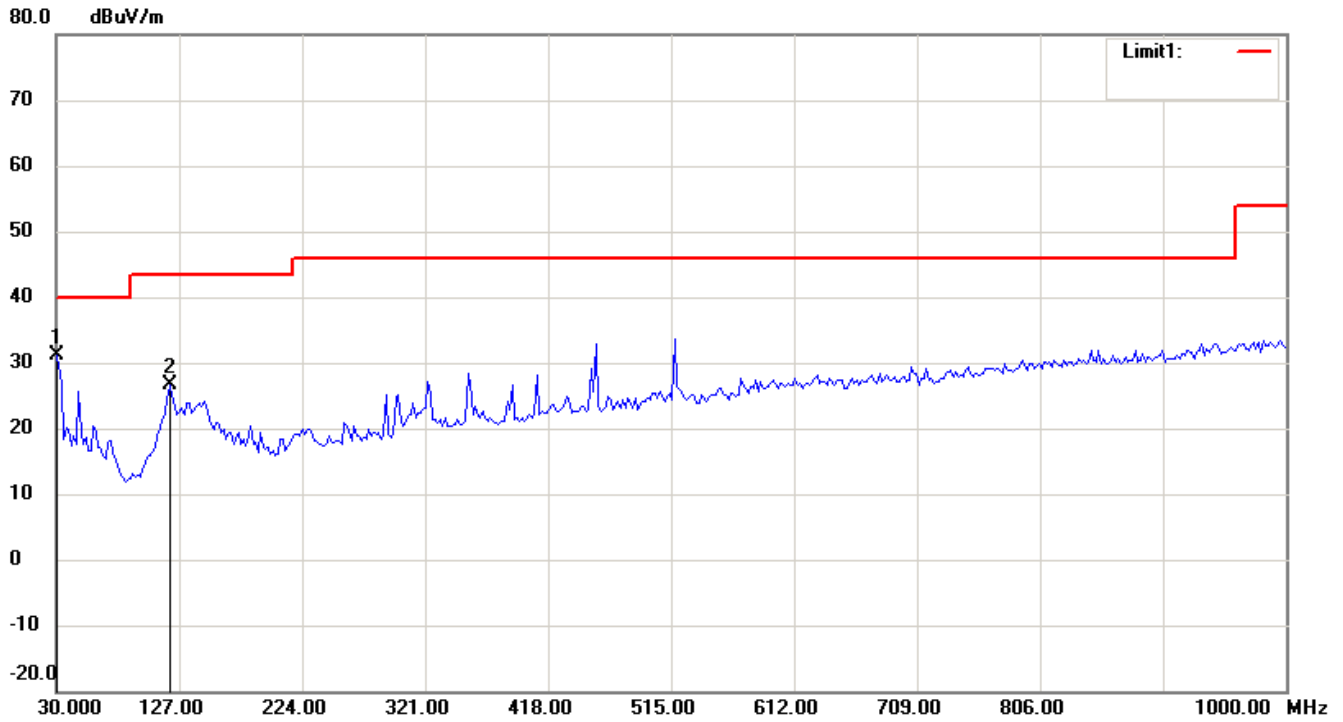
Note:

1. The attached measurement plots are preliminarily pre-scanned with peak detector for determining the final checking frequencies and are for reference only.
2. The some frequencies may exceed the limit line without the specified detectors, but that cannot present the results are failed to the specification of test standard.
3. For corrected test results are listed in the relevant table of radiated test data of this test report.



Registration number: W6M21306-13280-C-1
FCC ID: IR5DK10

Antenna Polarization V



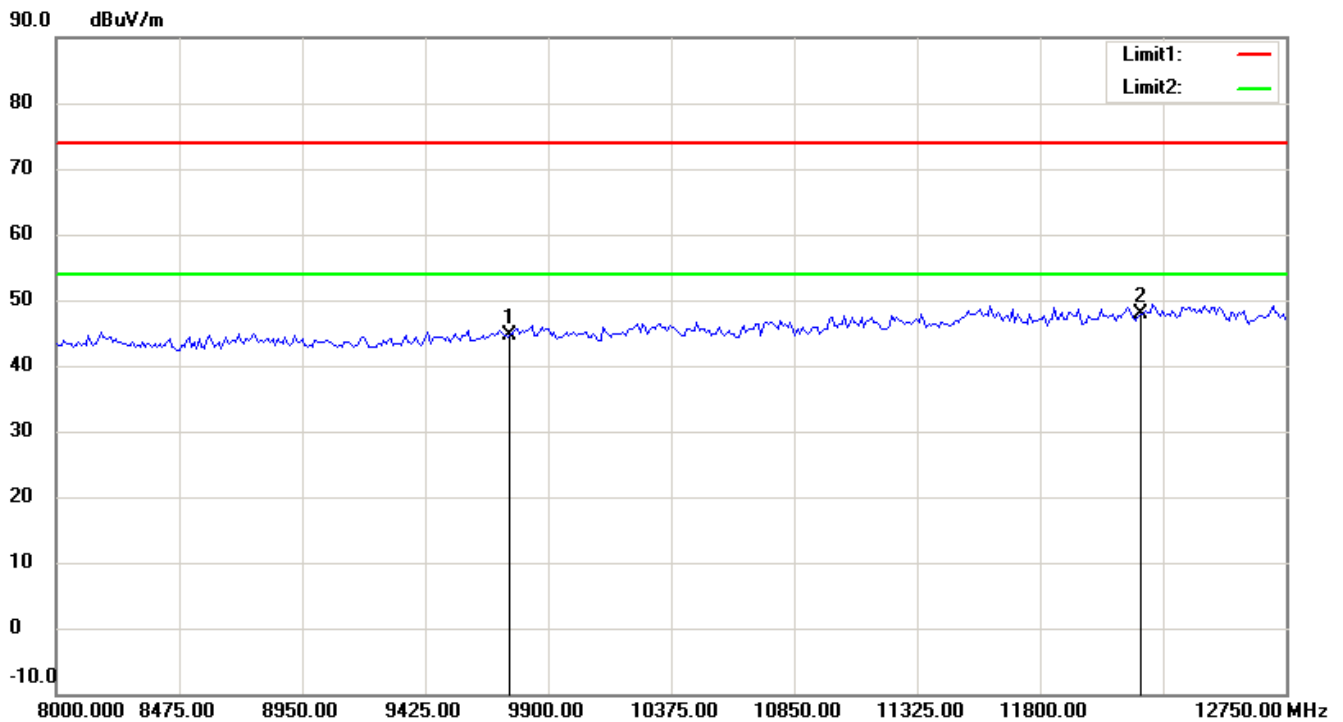
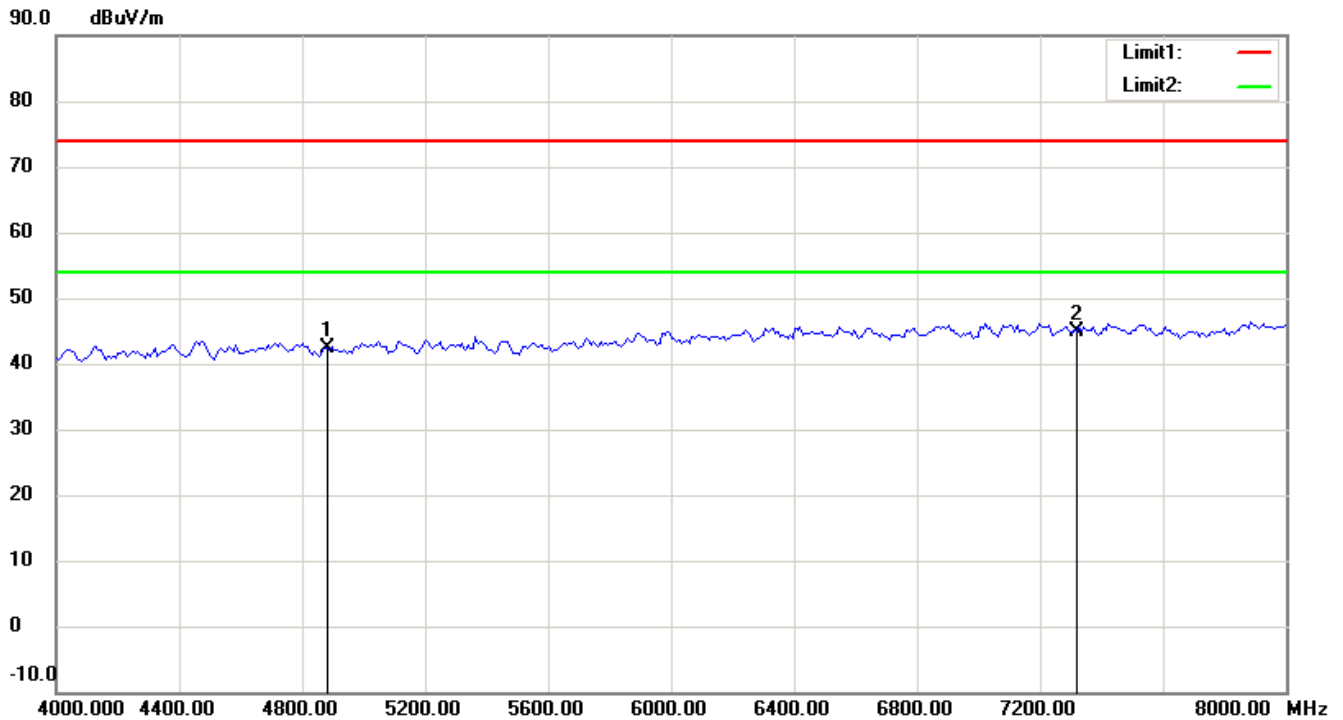
Up Line: Peak Limit Line Down Line: Ave Limit Line

Note:

1. The attached measurement plots are preliminarily pre-scanned with peak detector for determining the final checking frequencies and are for reference only.
2. The some frequencies may exceed the limit line without the specified detectors, but that cannot present the results are failed to the specification of test standard.
3. For corrected test results are listed in the relevant table of radiated test data of this test report.



Registration number: W6M21306-13280-C-1
FCC ID: IR5DK10



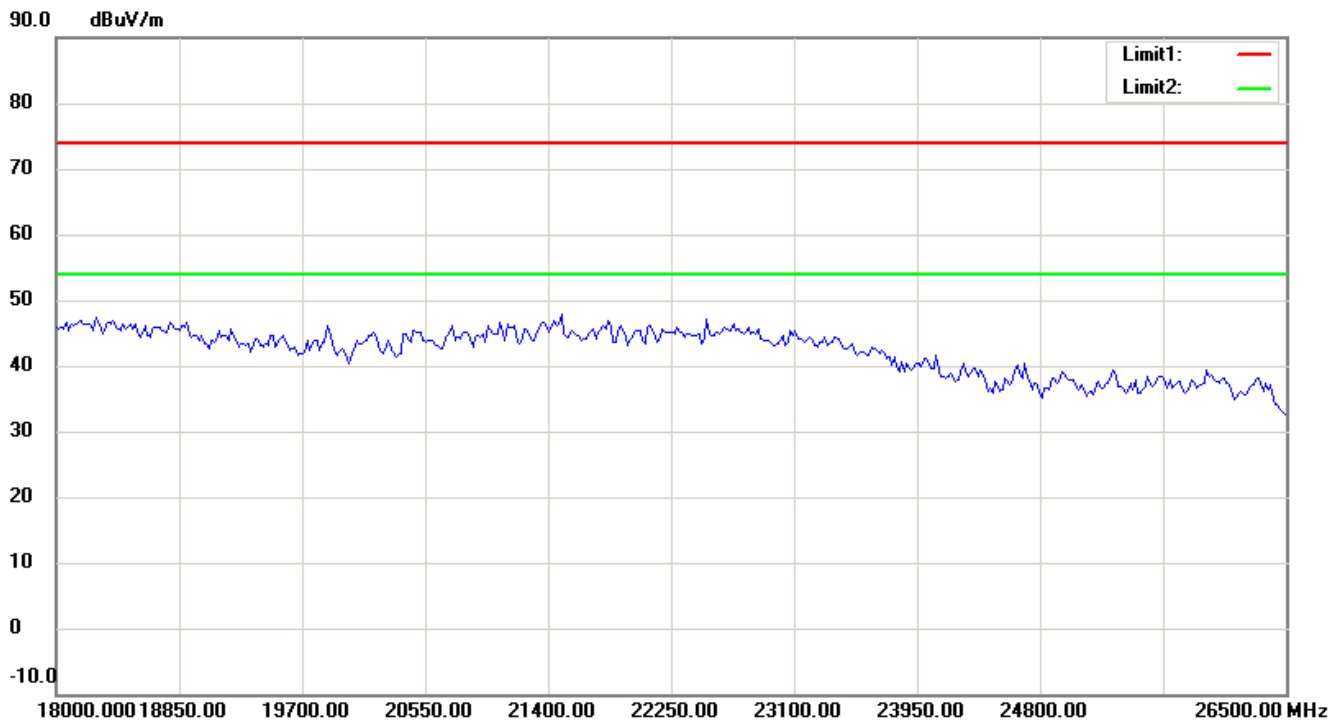
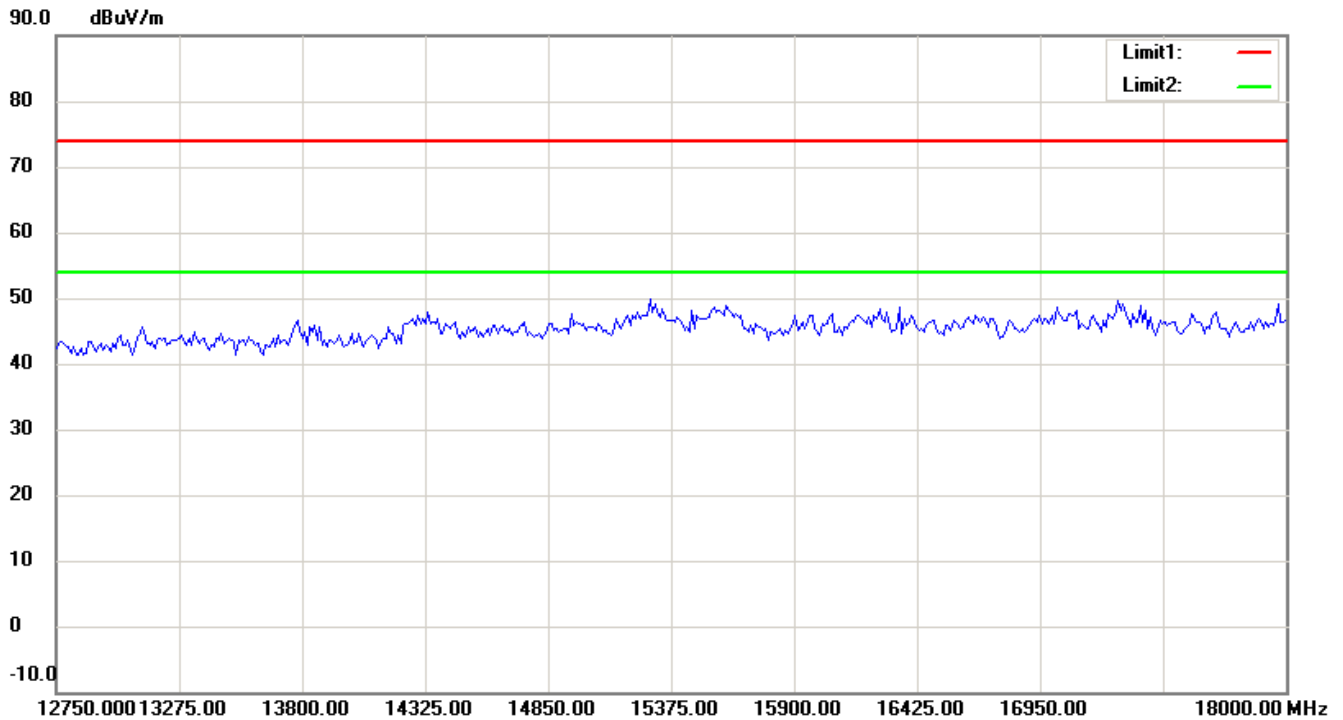
Up Line: Peak Limit Line Down Line: Ave Limit Line

Note:

1. The attached measurement plots are preliminarily pre-scanned with peak detector for determining the final checking frequencies and are for reference only.
2. The some frequencies may exceed the limit line without the specified detectors, but that cannot present the results are failed to the specification of test standard.
3. For corrected test results are listed in the relevant table of radiated test data of this test report.



Registration number: W6M21306-13280-C-1
FCC ID: IR5DK10



Up Line: Peak Limit Line Down Line: Ave Limit Line

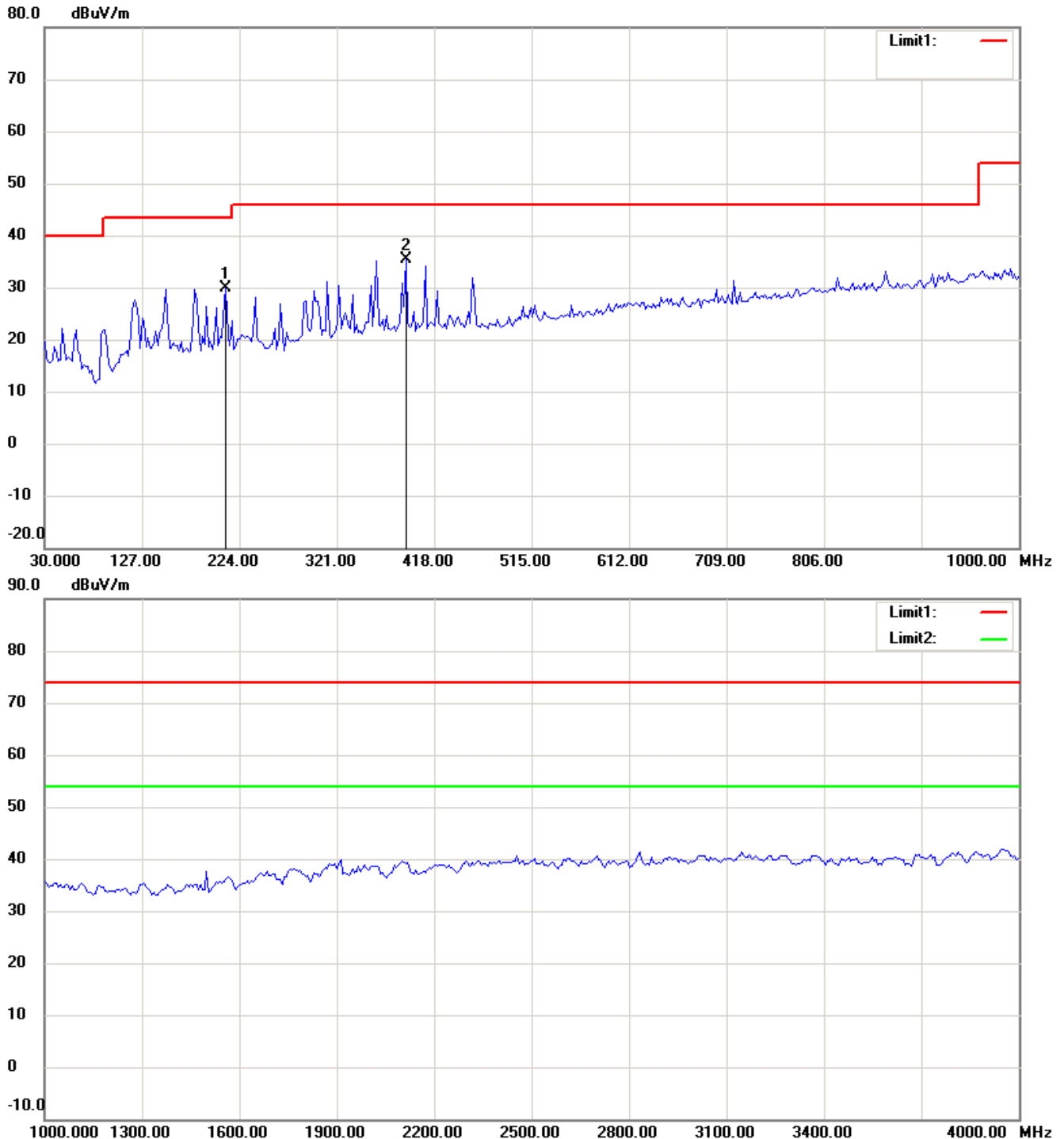
Note:

1. The attached measurement plots are preliminarily pre-scanned with peak detector for determining the final checking frequencies and are for reference only.
2. The some frequencies may exceed the limit line without the specified detectors, but that cannot present the results are failed to the specification of test standard.
3. For corrected test results are listed in the relevant table of radiated test data of this test report.



Registration number: W6M21306-13280-C-1
FCC ID: IR5DK10

TX 802.11n(40MHz) 2452MHz
Antenna Polarization H



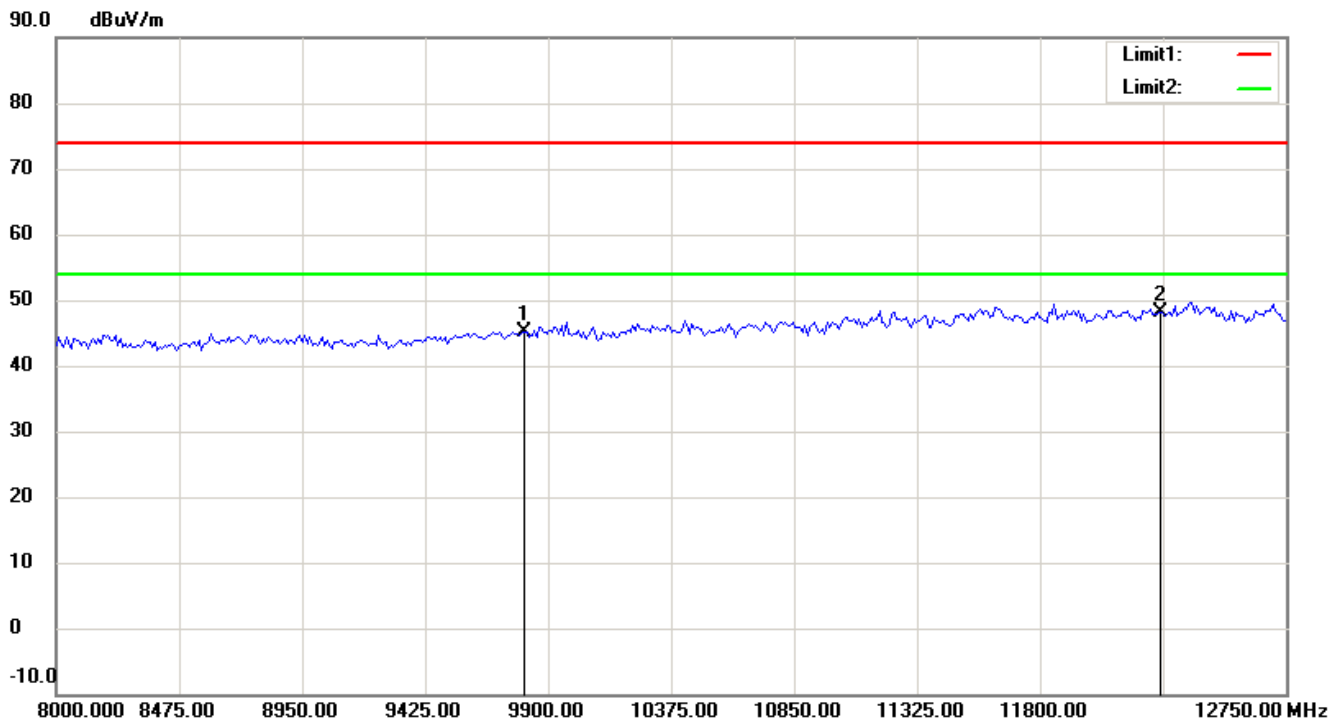
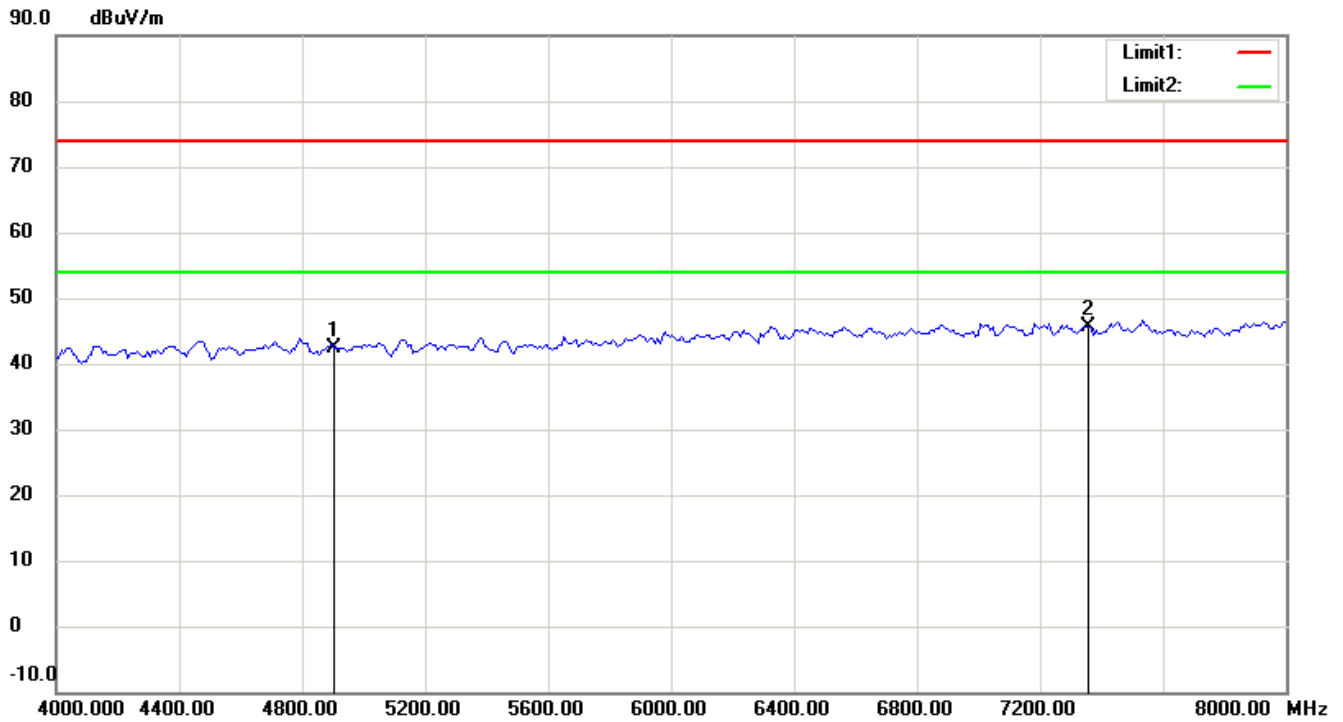
Up Line: Peak Limit Line Down Line: Ave Limit Line

Note:

1. The attached measurement plots are preliminarily pre-scanned with peak detector for determining the final checking frequencies and are for reference only.
2. The some frequencies may exceed the limit line without the specified detectors, but that cannot present the results are failed to the specification of test standard.
3. For corrected test results are listed in the relevant table of radiated test data of this test report.




Registration number: W6M21306-13280-C-1
FCC ID: IR5DK10



Up Line: Peak Limit Line Down Line: Ave Limit Line

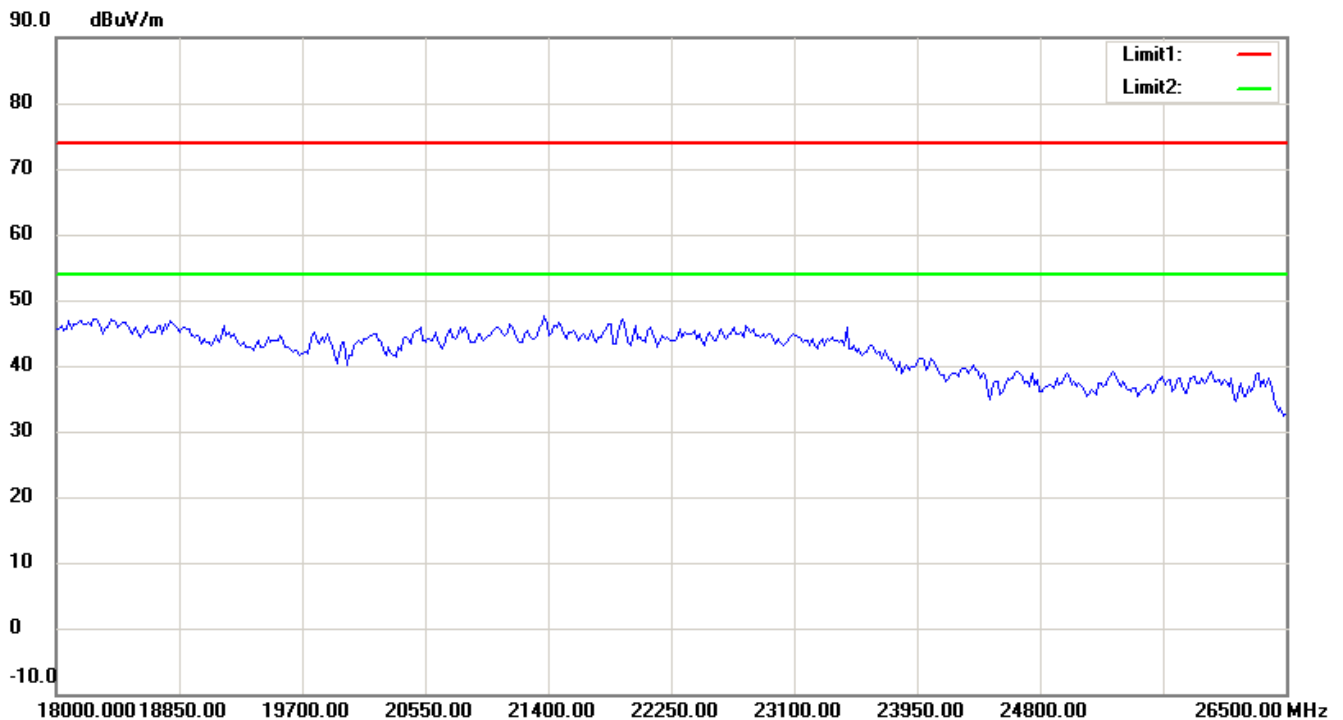
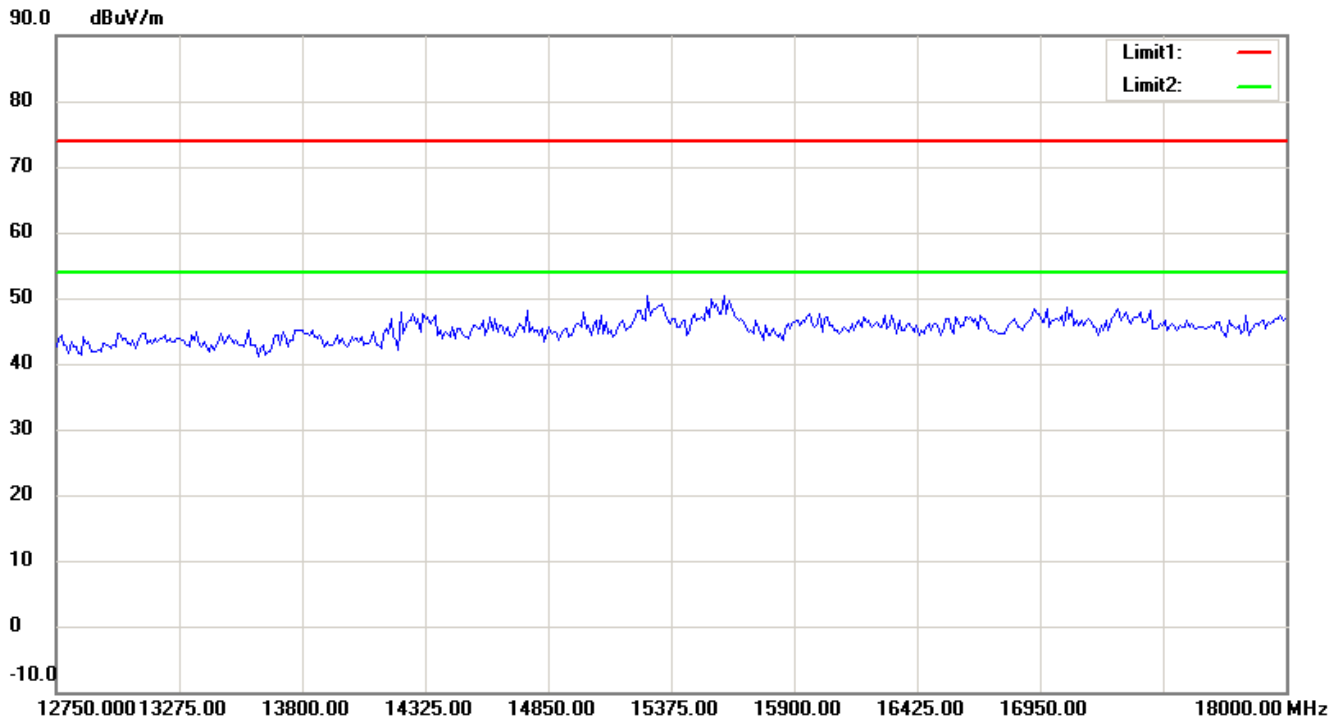
Note:

1. The attached measurement plots are preliminarily pre-scanned with peak detector for determining the final checking frequencies and are for reference only.
2. The some frequencies may exceed the limit line without the specified detectors, but that cannot present the results are failed to the specification of test standard.
3. For corrected test results are listed in the relevant table of radiated test data of this test report.



Worldwide Testing Services(Taiwan) Co., Ltd.

Registration number: W6M21306-13280-C-1
FCC ID: IR5DK10



Up Line: Peak Limit Line Down Line: Ave Limit Line

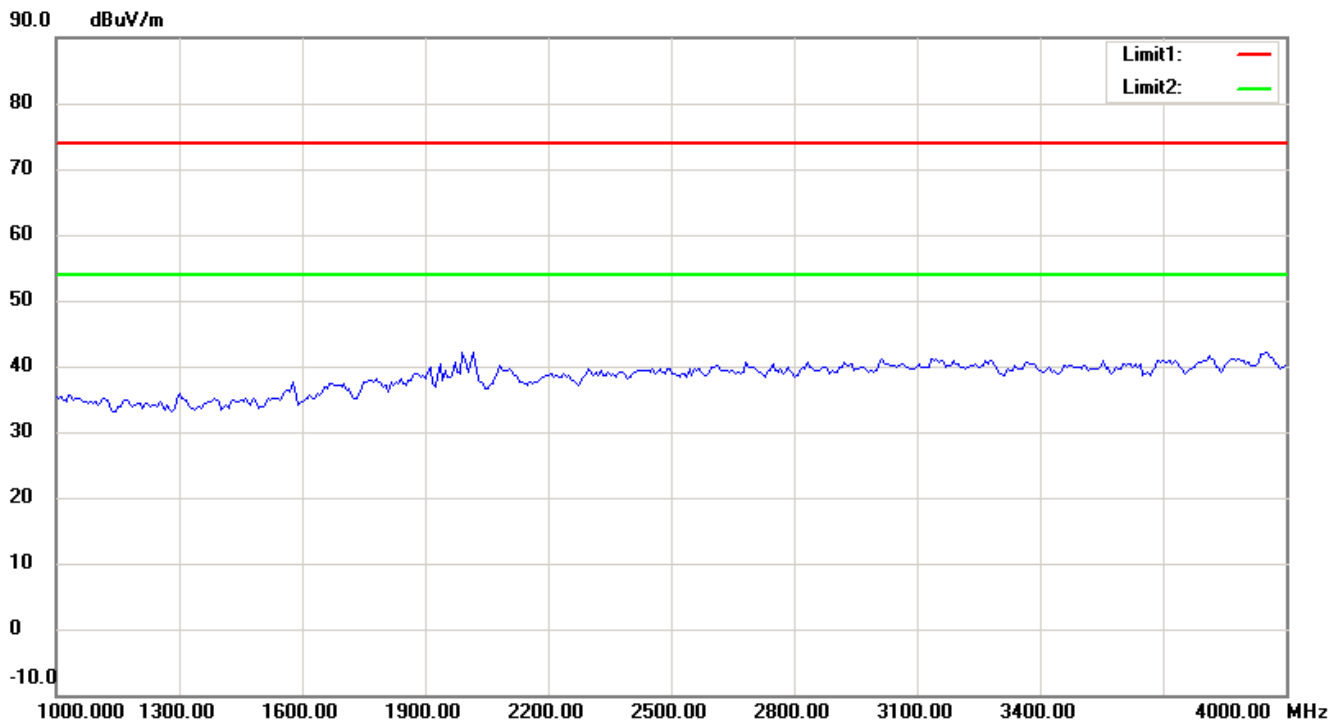
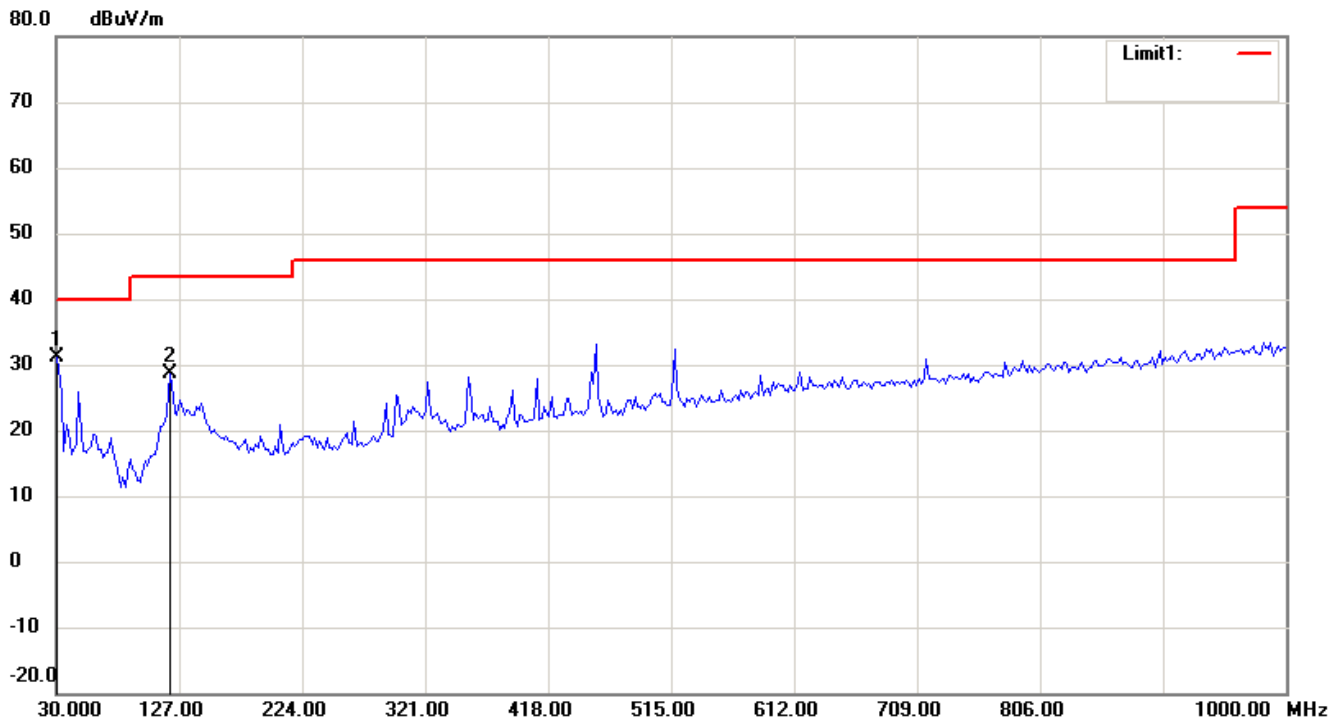
Note:

1. The attached measurement plots are preliminarily pre-scanned with peak detector for determining the final checking frequencies and are for reference only.
2. The some frequencies may exceed the limit line without the specified detectors, but that cannot present the results are failed to the specification of test standard.
3. For corrected test results are listed in the relevant table of radiated test data of this test report.



Registration number: W6M21306-13280-C-1
FCC ID: IR5DK10

Antenna Polarization V



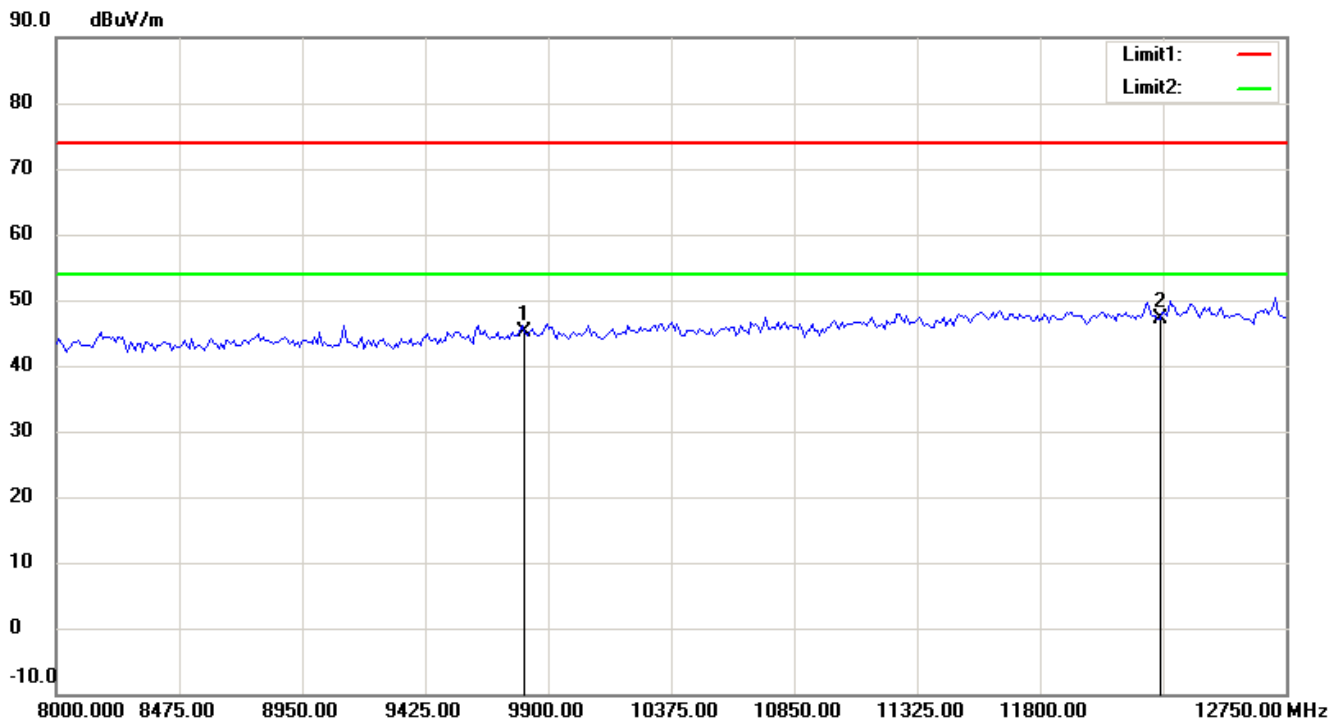
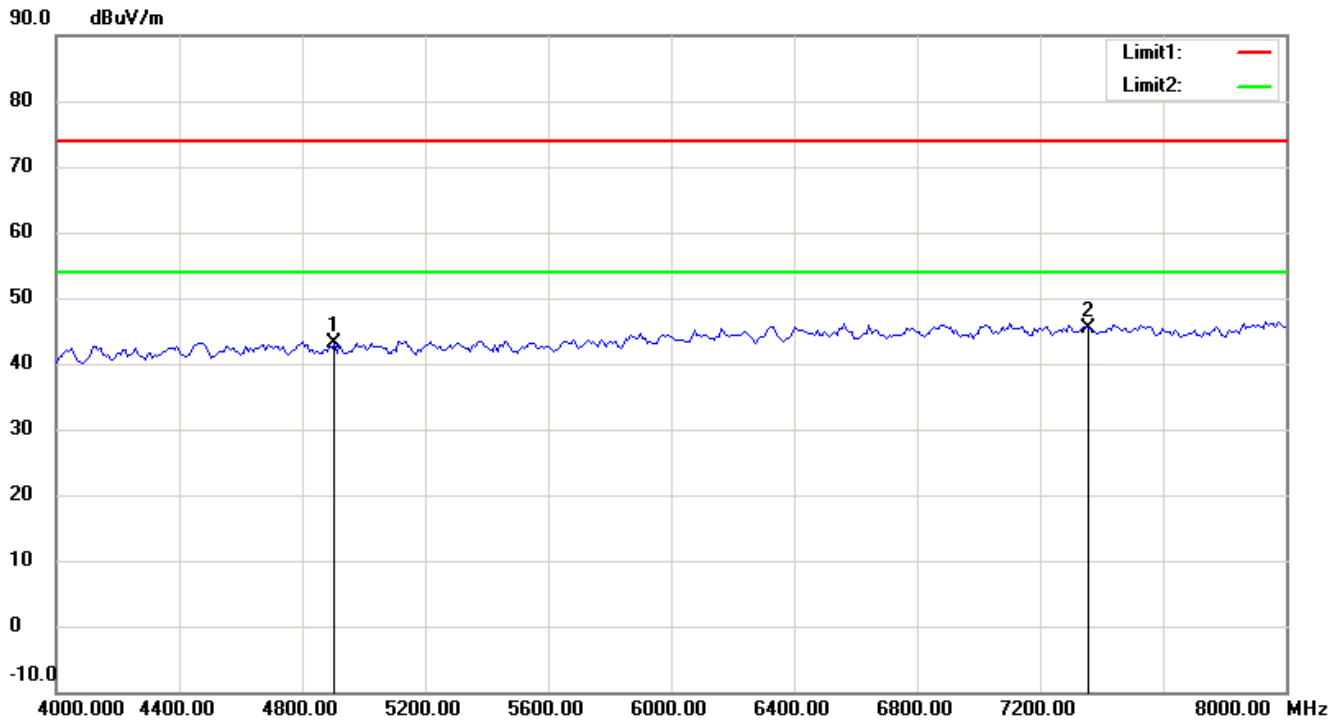
Up Line: Peak Limit Line Down Line: Ave Limit Line

Note:

1. The attached measurement plots are preliminarily pre-scanned with peak detector for determining the final checking frequencies and are for reference only.
2. The some frequencies may exceed the limit line without the specified detectors, but that cannot present the results are failed to the specification of test standard.
3. For corrected test results are listed in the relevant table of radiated test data of this test report.



Registration number: W6M21306-13280-C-1
FCC ID: IR5DK10



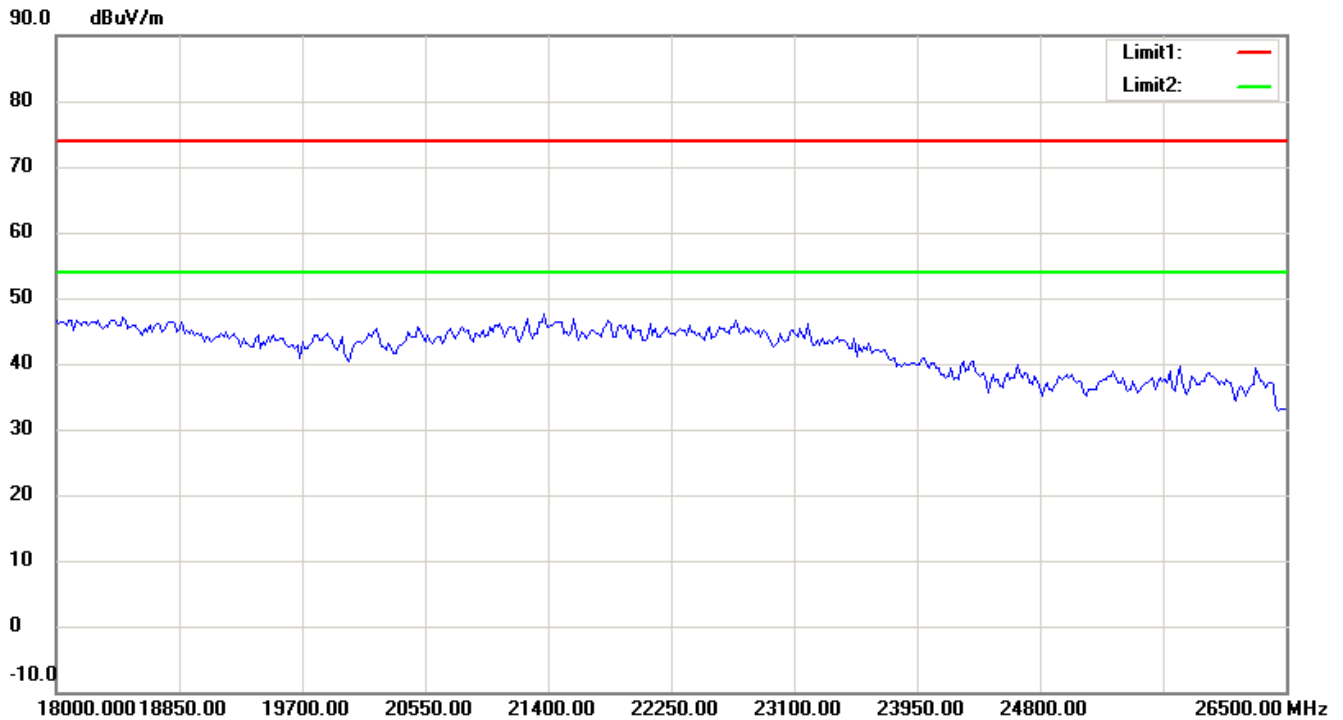
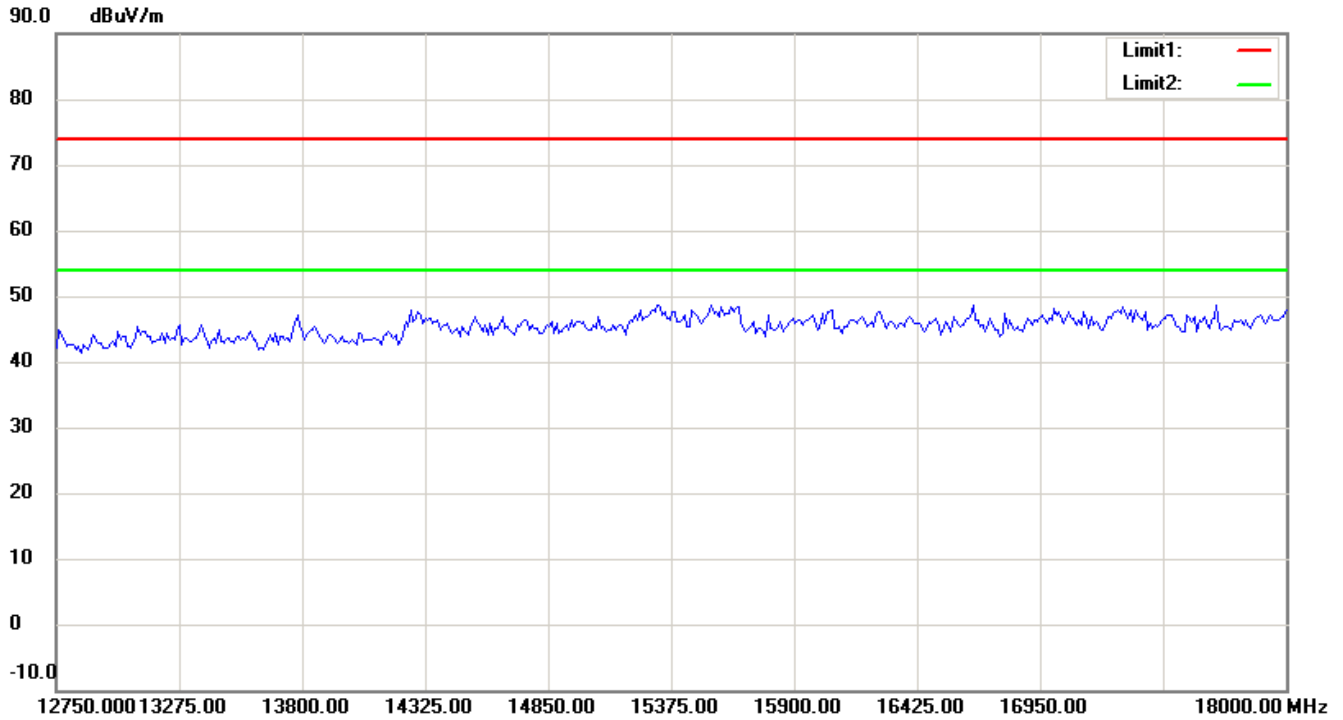
Up Line: Peak Limit Line Down Line: Ave Limit Line

Note:

1. The attached measurement plots are preliminarily pre-scanned with peak detector for determining the final checking frequencies and are for reference only.
2. The some frequencies may exceed the limit line without the specified detectors, but that cannot present the results are failed to the specification of test standard.
3. For corrected test results are listed in the relevant table of radiated test data of this test report.



Registration number: W6M21306-13280-C-1
FCC ID: IR5DK10



Up Line: Peak Limit Line Down Line: Ave Limit Line

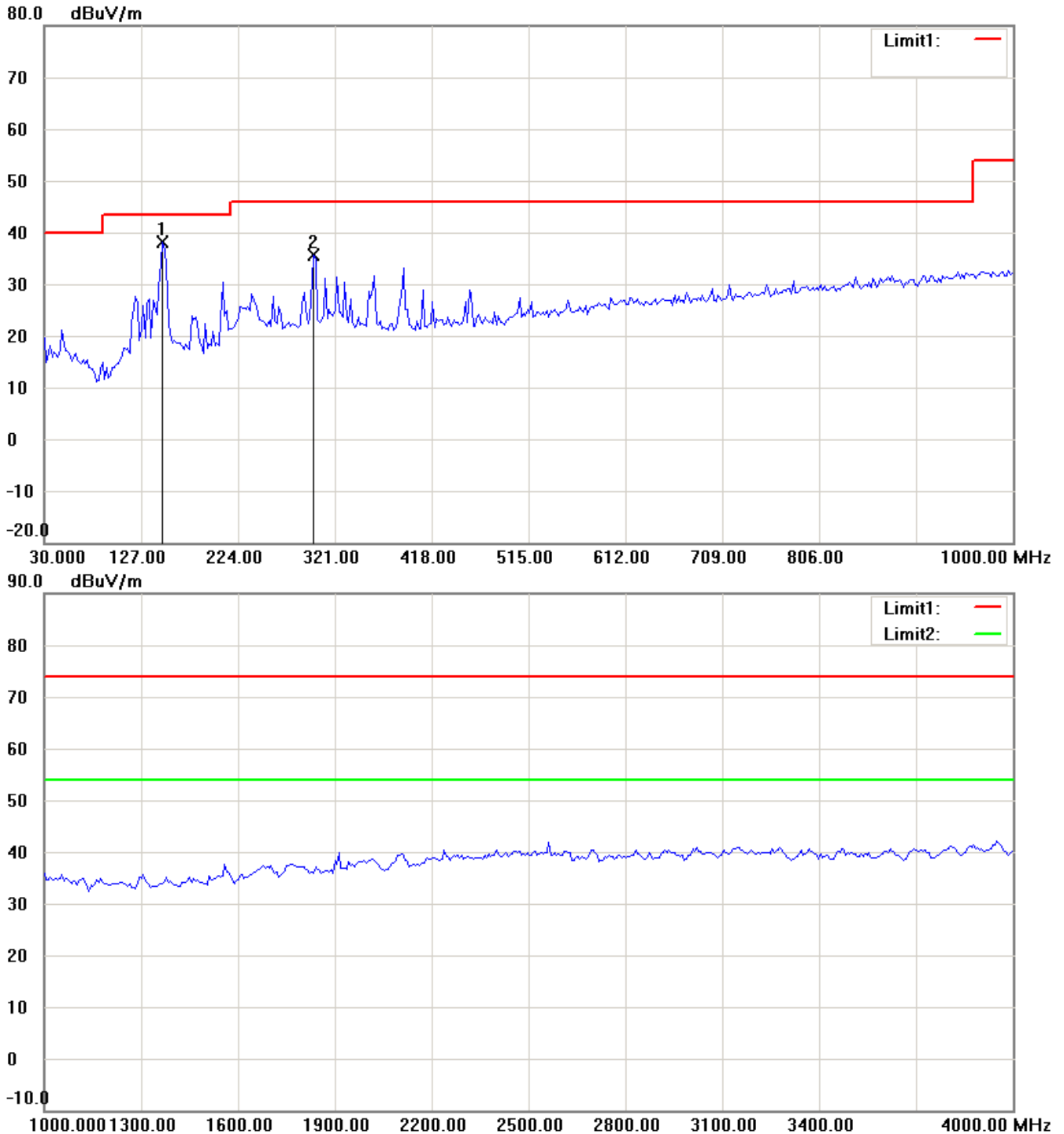
Note:

1. The attached measurement plots are preliminarily pre-scanned with peak detector for determining the final checking frequencies and are for reference only.
2. The some frequencies may exceed the limit line without the specified detectors, but that cannot present the results are failed to the specification of test standard.
3. For corrected test results are listed in the relevant table of radiated test data of this test report.



Registration number: W6M21306-13280-C-1
FCC ID: IR5DK10

TX Bluetooth Normal 2402MHz
Antenna Polarization H



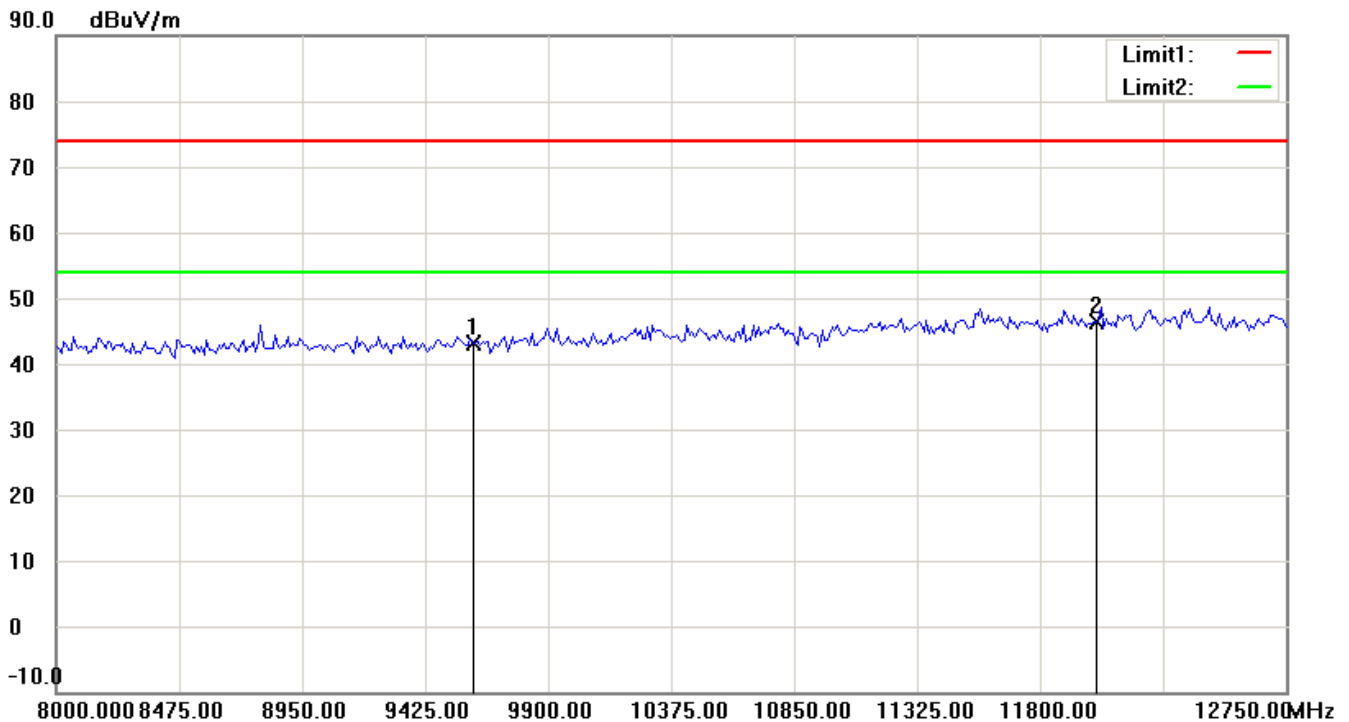
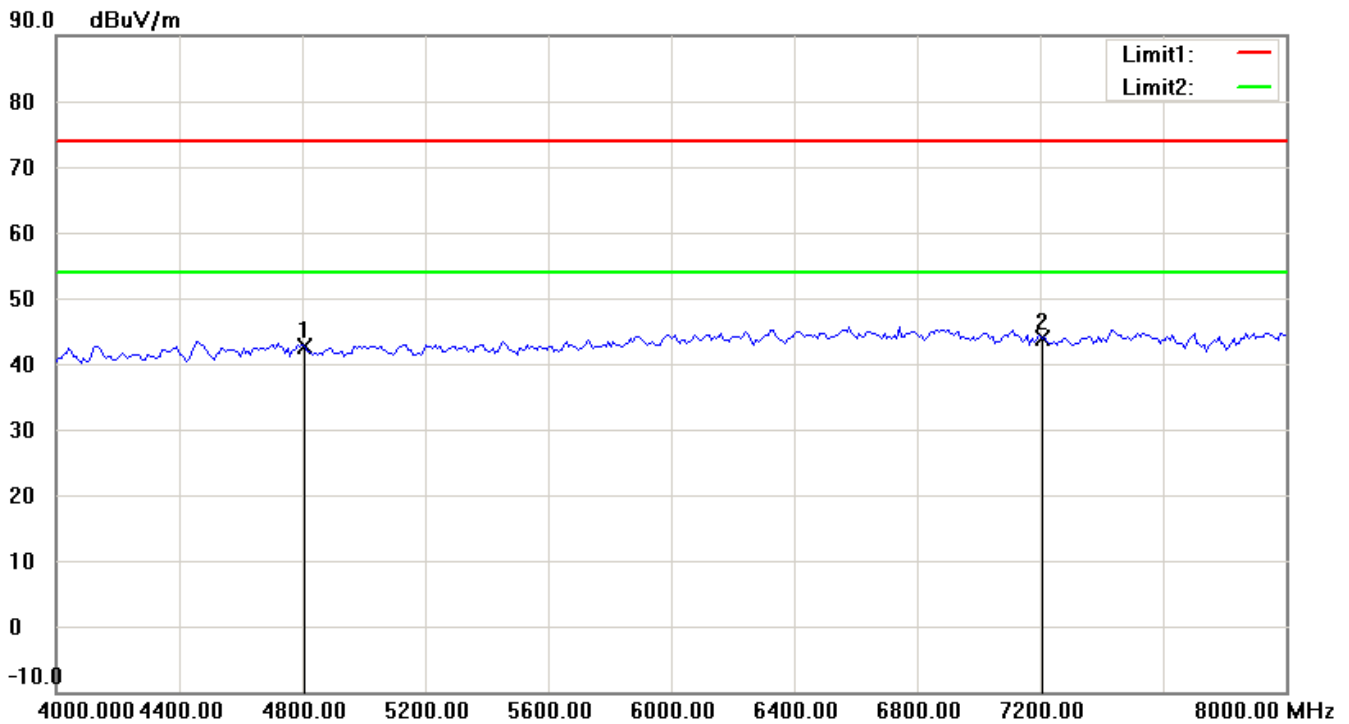
Up Line: Peak Limit Line Down Line: Ave Limit Line

Note:

1. The attached measurement plots are preliminarily pre-scanned with peak detector for determining the final checking frequencies and are for reference only.
2. The some frequencies may exceed the limit line without the specified detectors, but that cannot present the results are failed to the specification of test standard.
3. For corrected test results are listed in the relevant table of radiated test data of this test report.



Registration number: W6M21306-13280-C-1
FCC ID: IR5DK10



Up Line: Peak Limit Line Down Line: Ave Limit Line

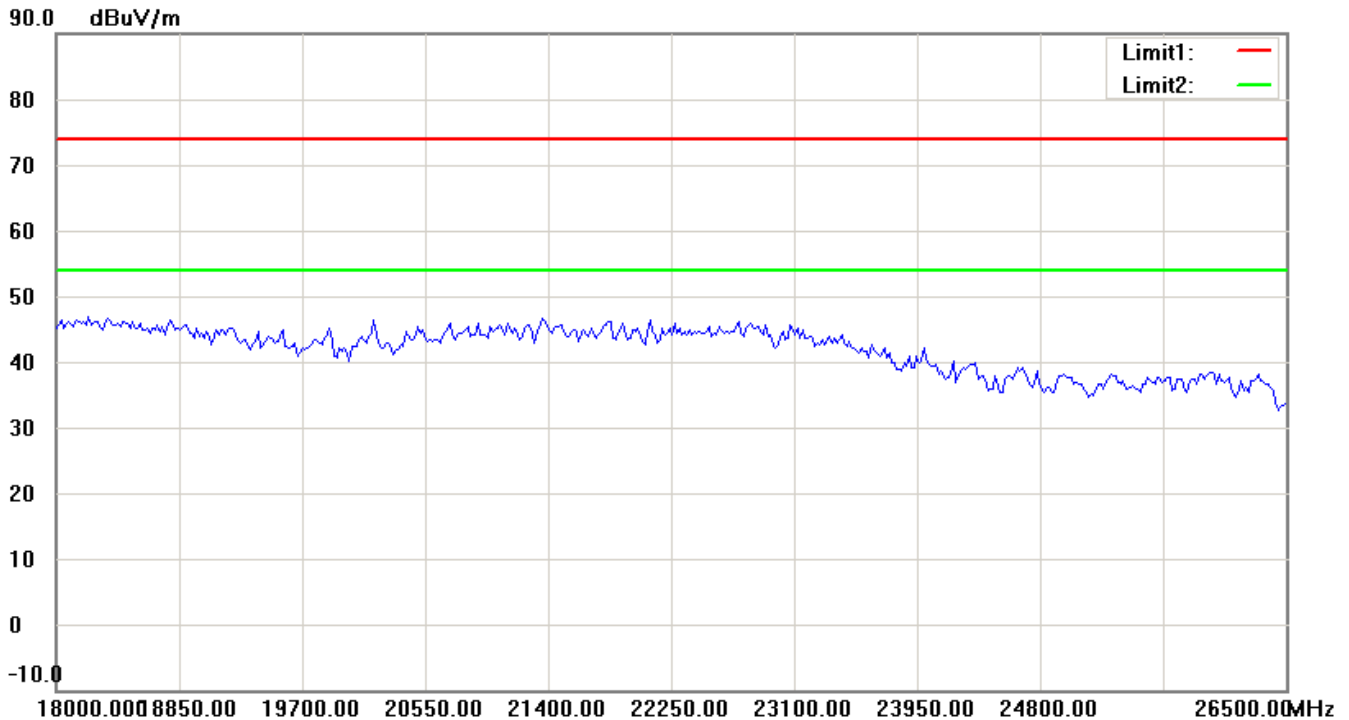
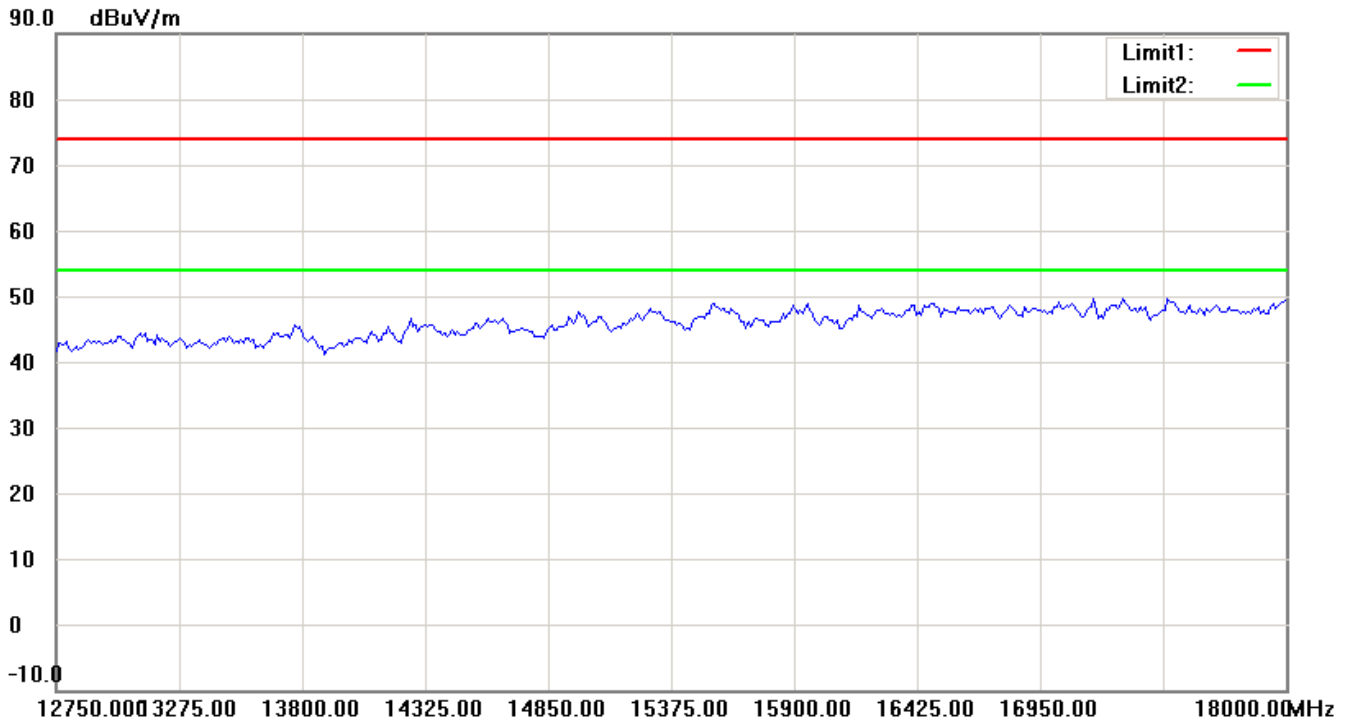
Note:

1. The attached measurement plots are preliminarily pre-scanned with peak detector for determining the final checking frequencies and are for reference only.
2. The some frequencies may exceed the limit line without the specified detectors, but that cannot present the results are failed to the specification of test standard.
3. For corrected test results are listed in the relevant table of radiated test data of this test report.



Worldwide Testing Services(Taiwan) Co., Ltd.

Registration number: W6M21306-13280-C-1
FCC ID: IR5DK10



Up Line: Peak Limit Line Down Line: Ave Limit Line

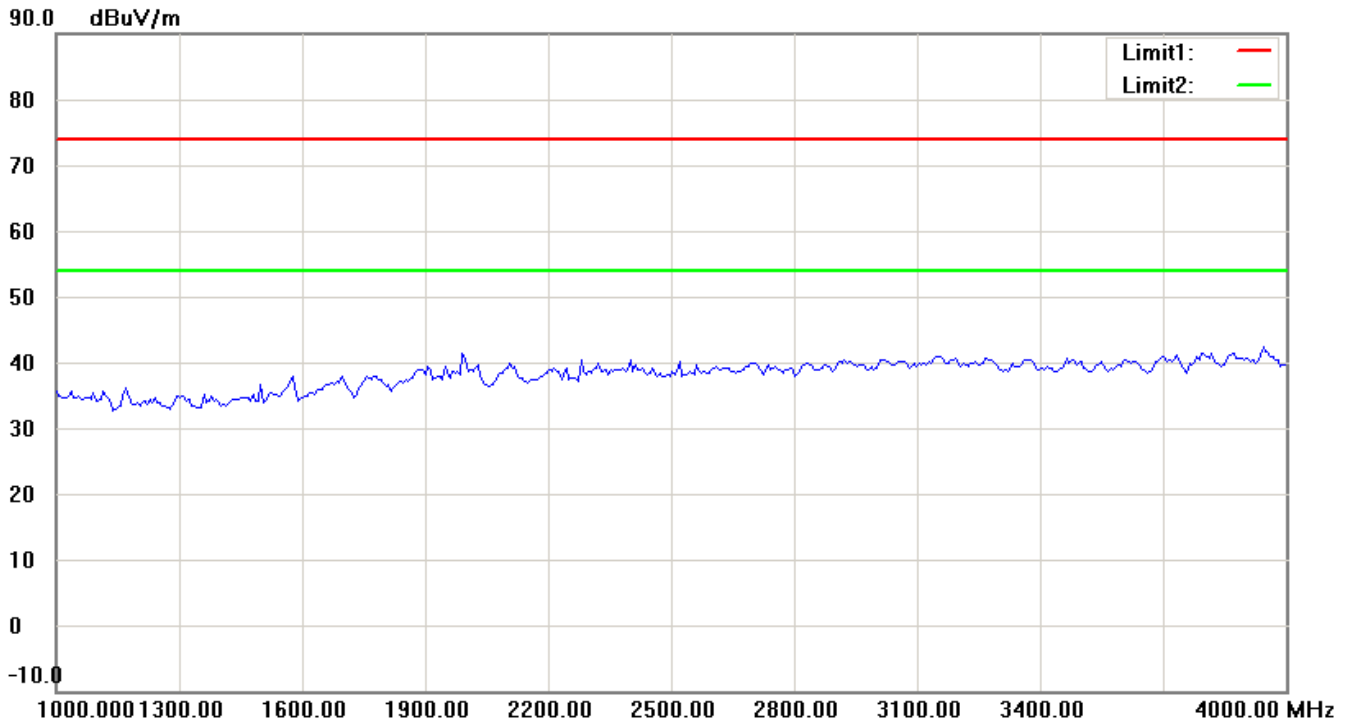
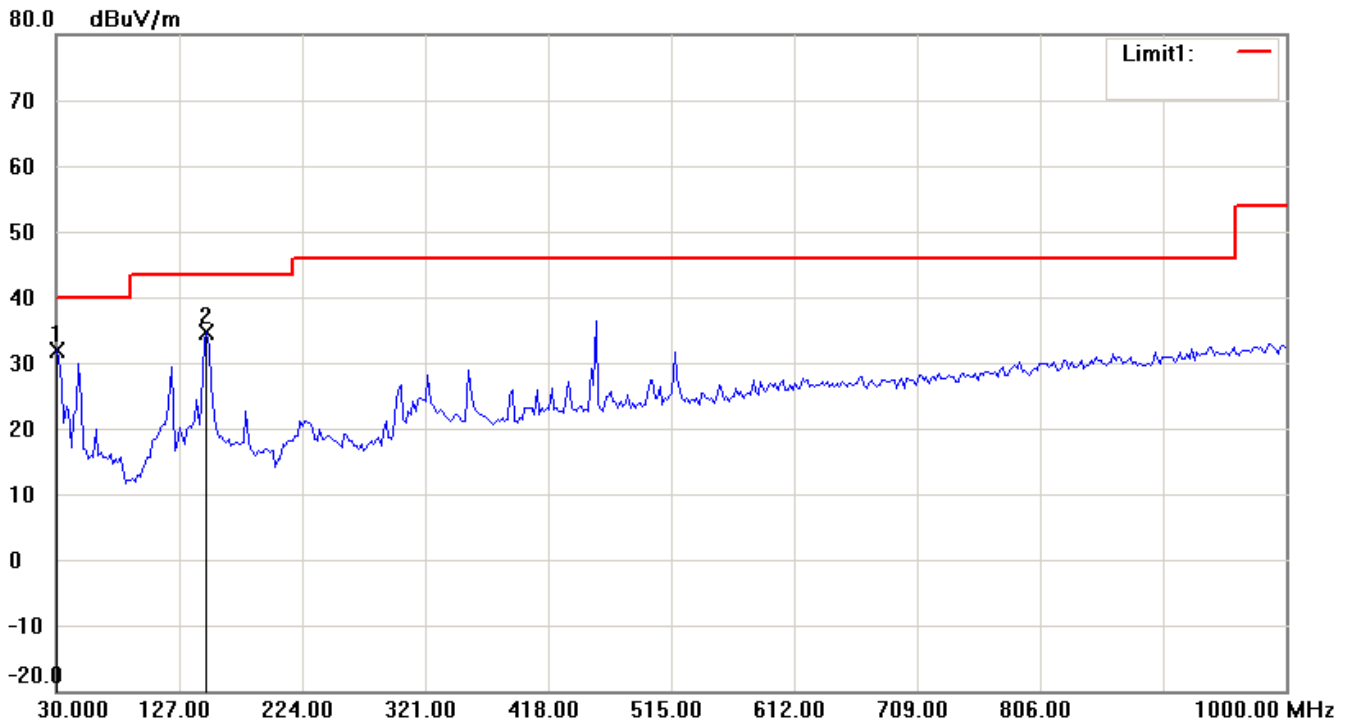
Note:

1. The attached measurement plots are preliminarily pre-scanned with peak detector for determining the final checking frequencies and are for reference only.
2. The some frequencies may exceed the limit line without the specified detectors, but that cannot present the results are failed to the specification of test standard.
3. For corrected test results are listed in the relevant table of radiated test data of this test report.



Registration number: W6M21306-13280-C-1
FCC ID: IR5DK10

Antenna Polarization V



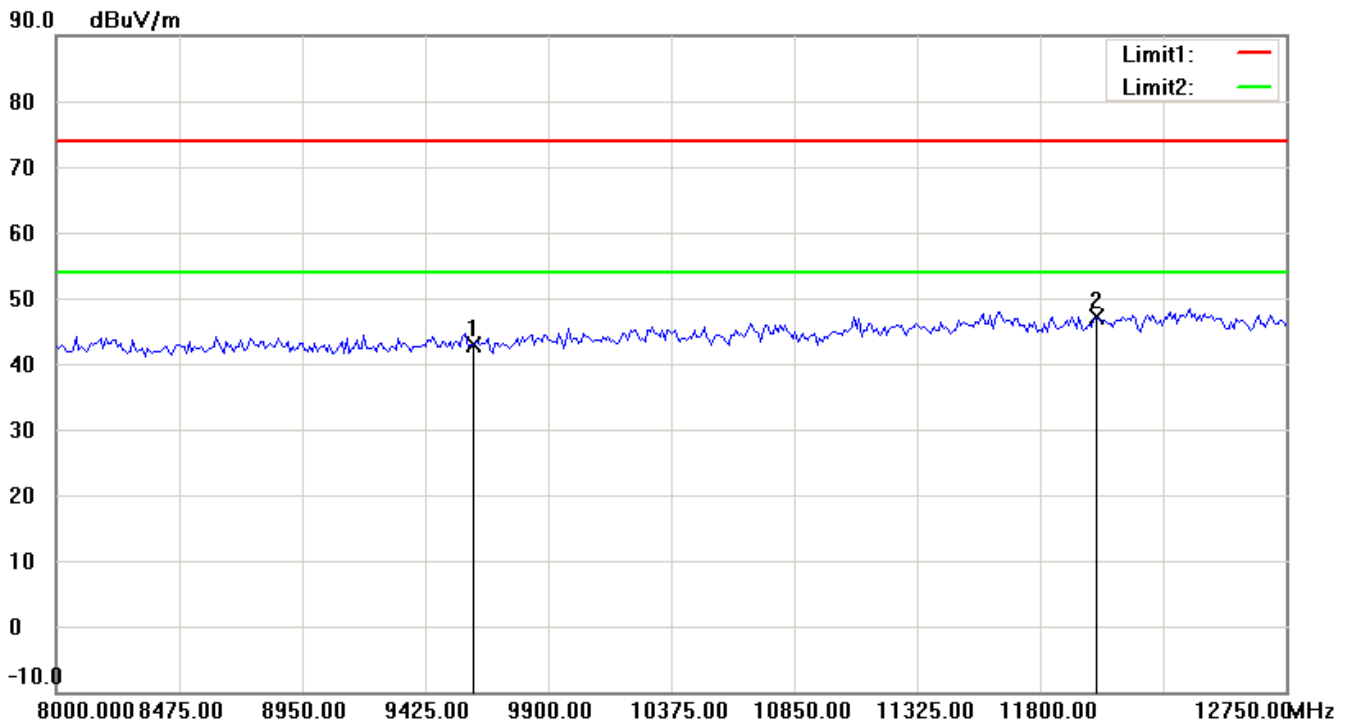
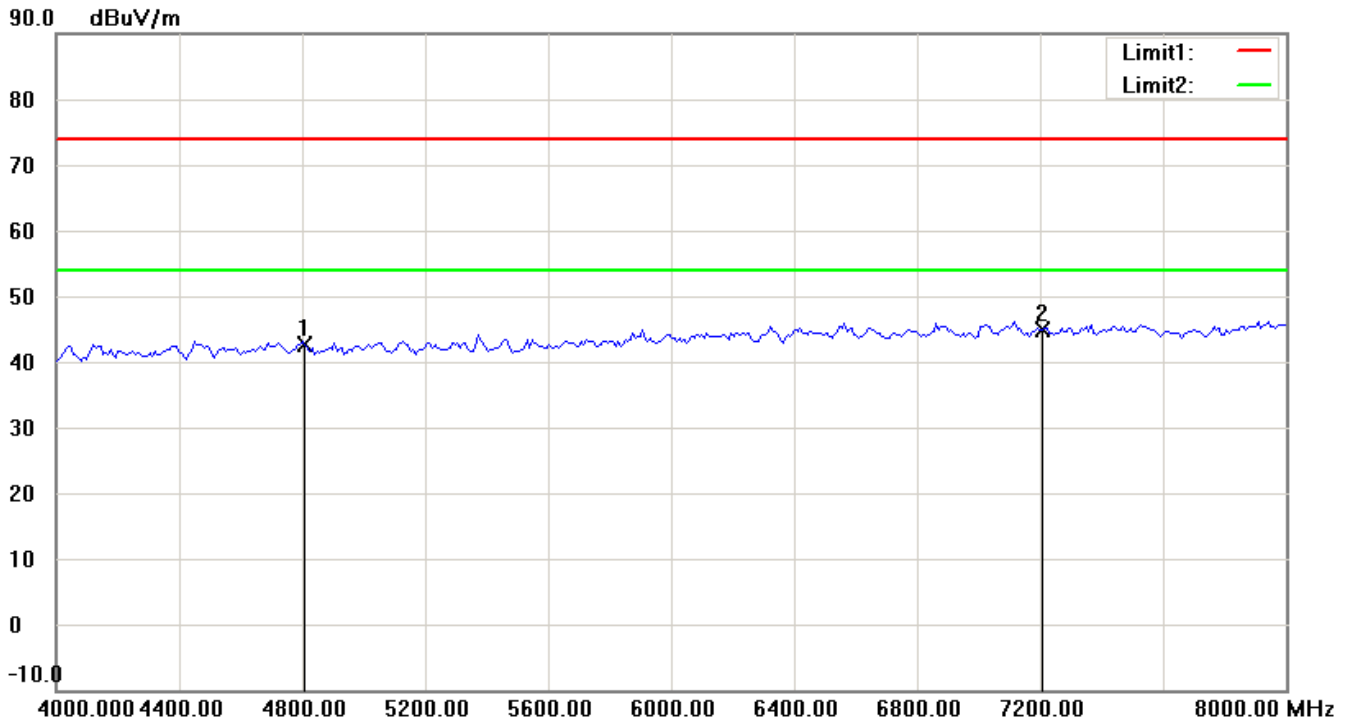
Up Line: Peak Limit Line Down Line: Ave Limit Line

Note:

1. The attached measurement plots are preliminarily pre-scanned with peak detector for determining the final checking frequencies and are for reference only.
2. The some frequencies may exceed the limit line without the specified detectors, but that cannot present the results are failed to the specification of test standard.
3. For corrected test results are listed in the relevant table of radiated test data of this test report.



Registration number: W6M21306-13280-C-1
FCC ID: IR5DK10



Up Line: Peak Limit Line Down Line: Ave Limit Line

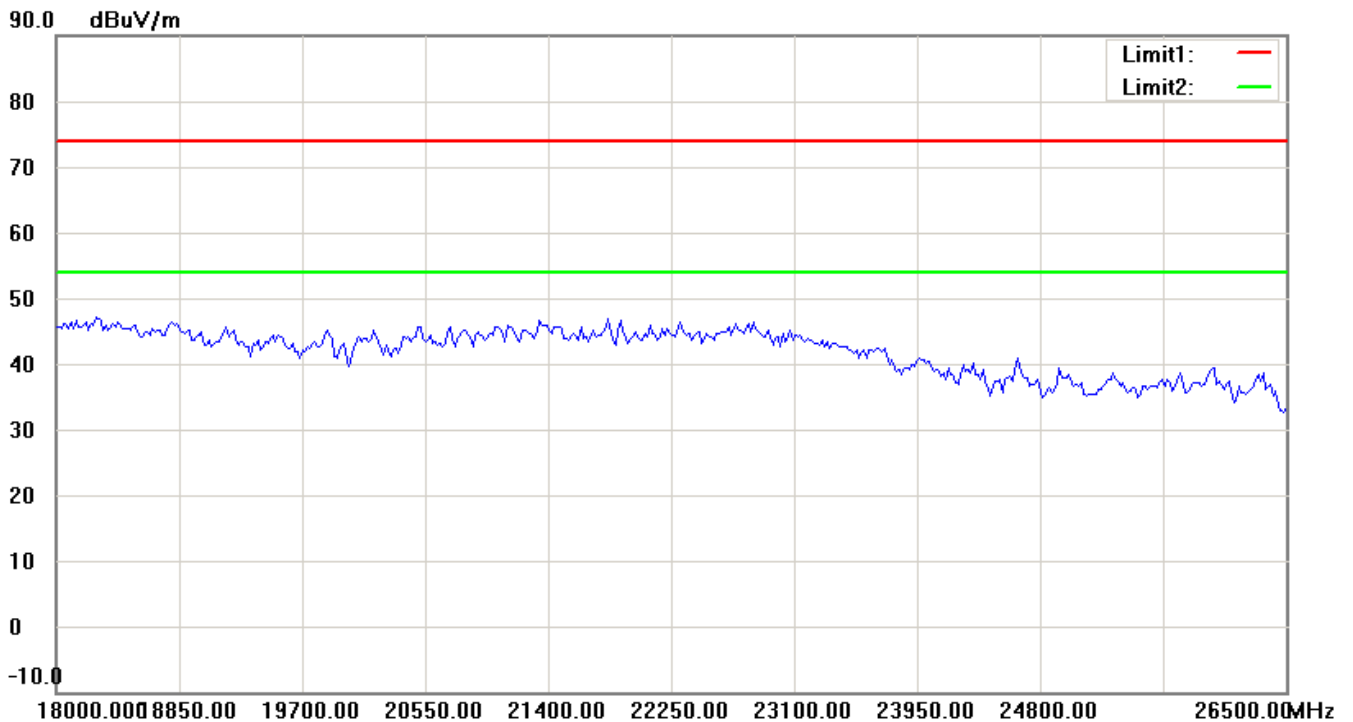
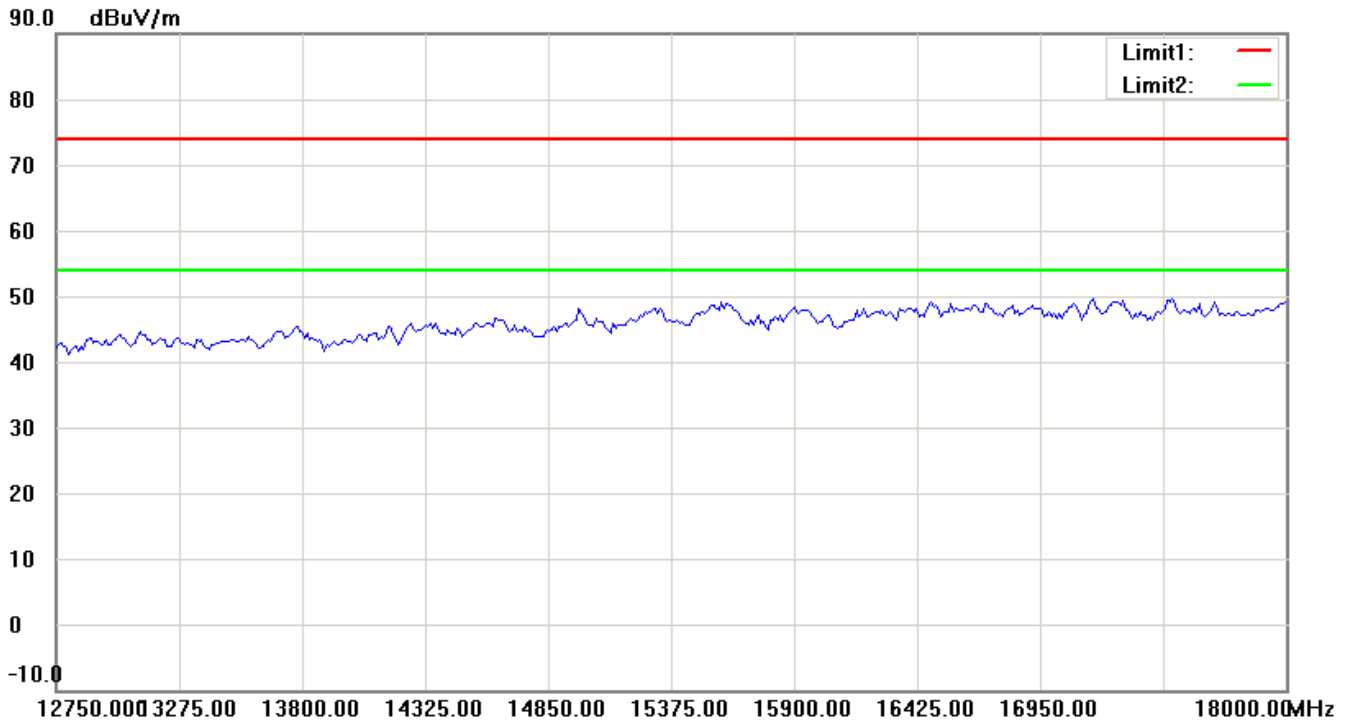
Note:

1. The attached measurement plots are preliminarily pre-scanned with peak detector for determining the final checking frequencies and are for reference only.
2. The some frequencies may exceed the limit line without the specified detectors, but that cannot present the results are failed to the specification of test standard.
3. For corrected test results are listed in the relevant table of radiated test data of this test report.



Worldwide Testing Services(Taiwan) Co., Ltd.

Registration number: W6M21306-13280-C-1
FCC ID: IR5DK10



Up Line: Peak Limit Line Down Line: Ave Limit Line

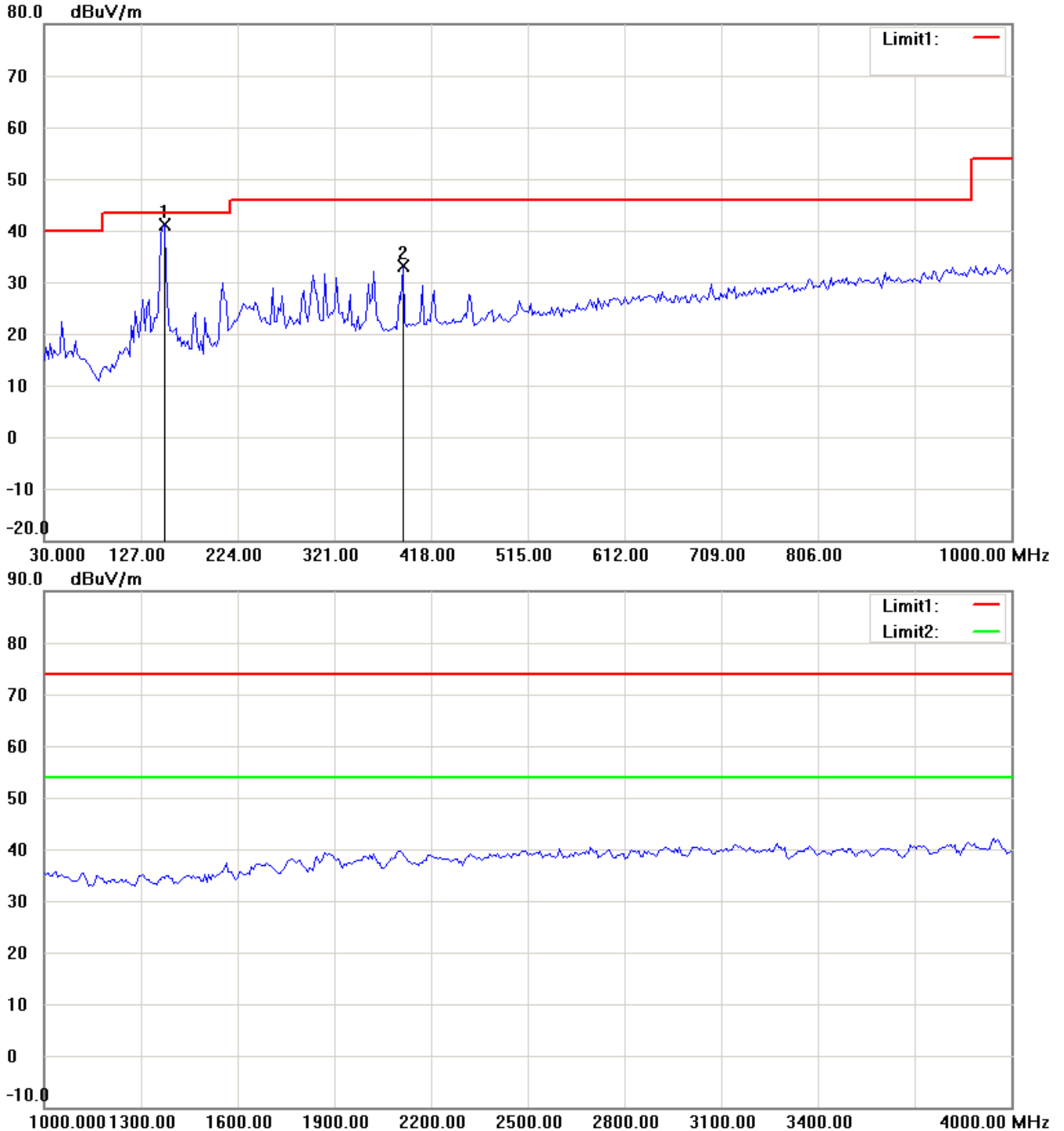
Note:

1. The attached measurement plots are preliminarily pre-scanned with peak detector for determining the final checking frequencies and are for reference only.
2. The some frequencies may exceed the limit line without the specified detectors, but that cannot present the results are failed to the specification of test standard.
3. For corrected test results are listed in the relevant table of radiated test data of this test report.



Registration number: W6M21306-13280-C-1
FCC ID: IR5DK10

TX Bluetooth Normal 2441MHz
Antenna Polarization H



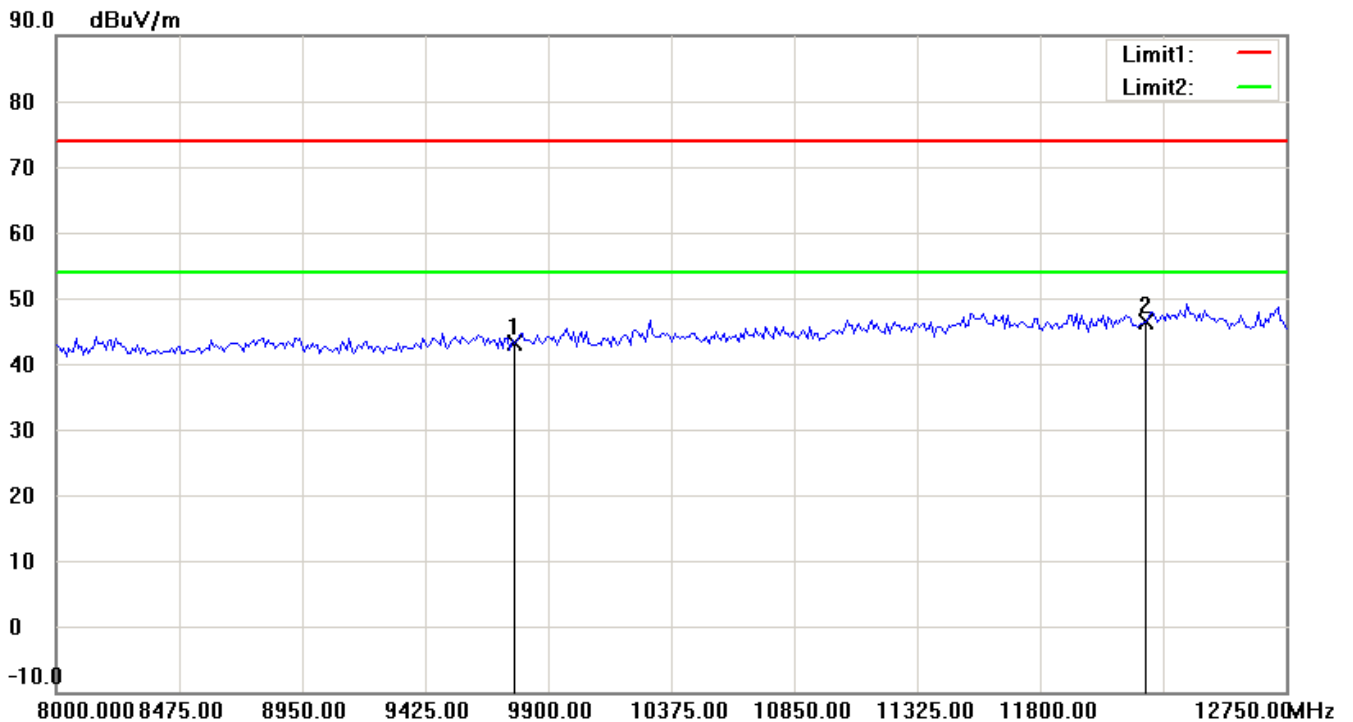
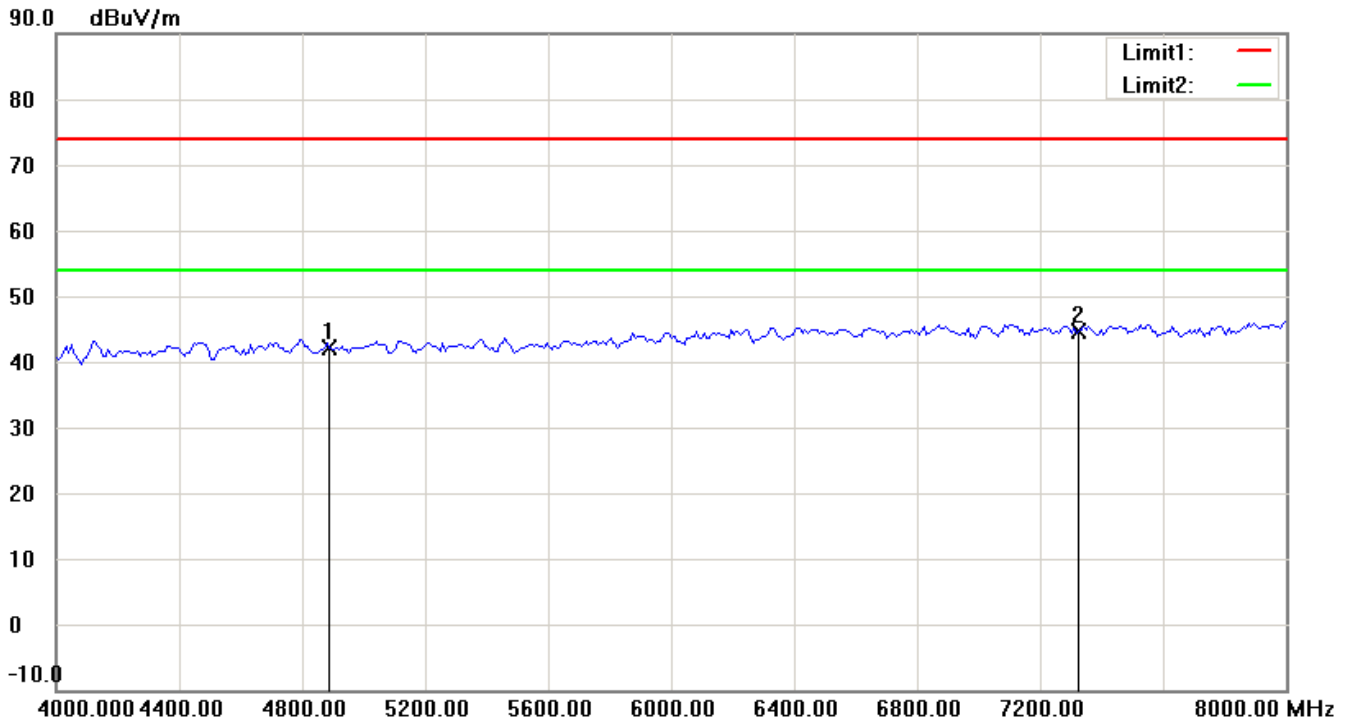
Up Line: Peak Limit Line Down Line: Ave Limit Line

Note:

1. The attached measurement plots are preliminarily pre-scanned with peak detector for determining the final checking frequencies and are for reference only.
2. The some frequencies may exceed the limit line without the specified detectors, but that cannot present the results are failed to the specification of test standard.
3. For corrected test results are listed in the relevant table of radiated test data of this test report.



Registration number: W6M21306-13280-C-1
FCC ID: IR5DK10



Up Line: Peak Limit Line Down Line: Ave Limit Line

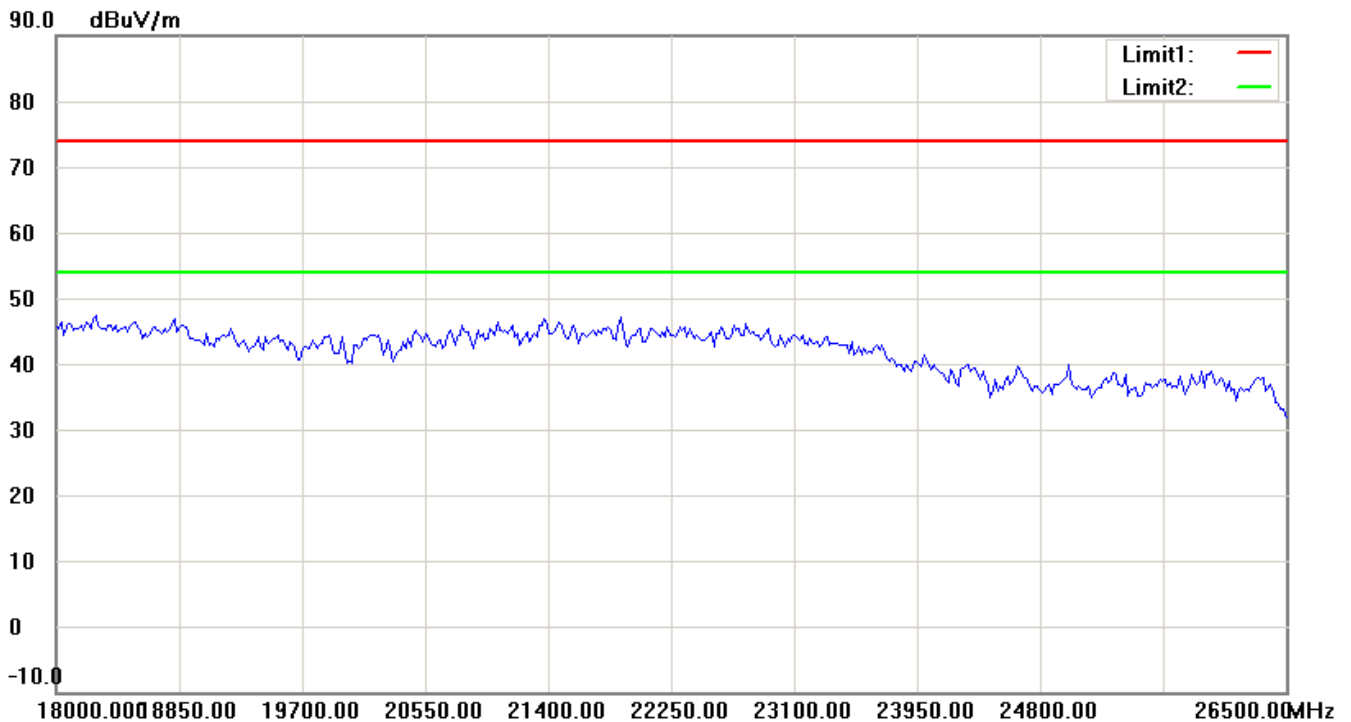
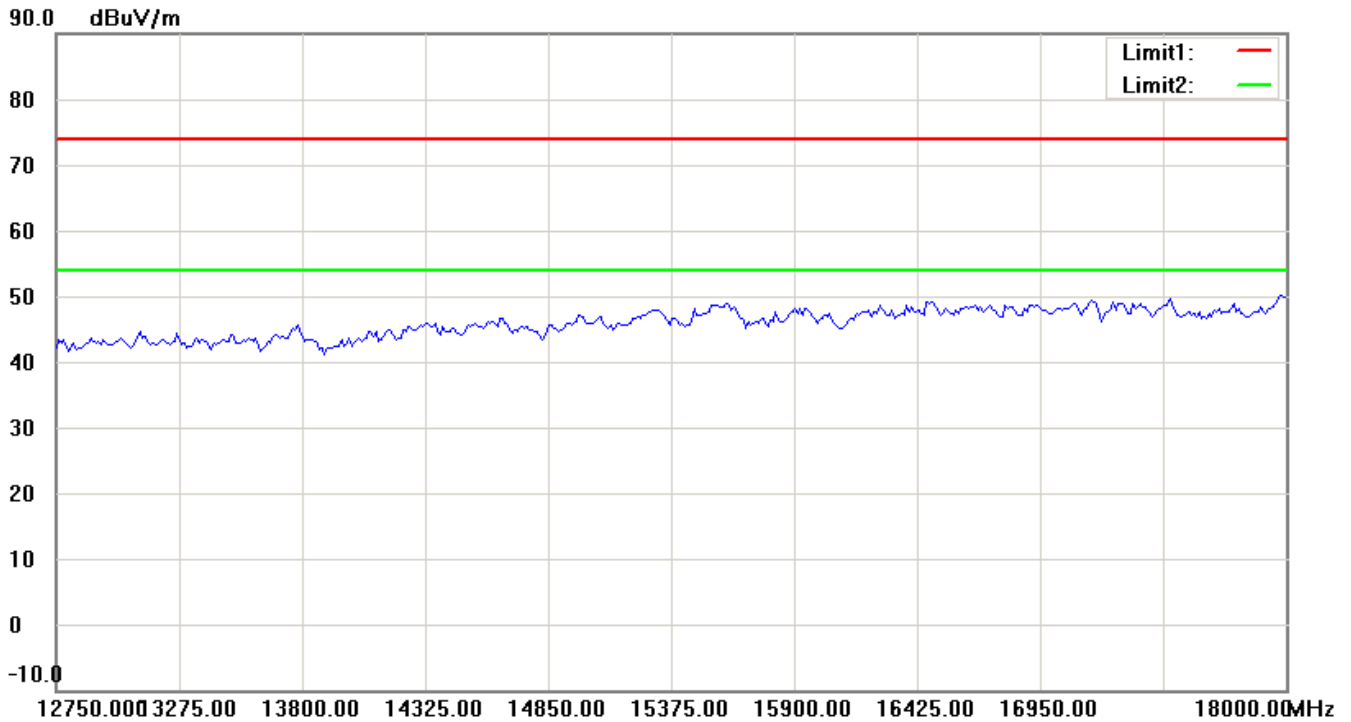
Note:

1. The attached measurement plots are preliminarily pre-scanned with peak detector for determining the final checking frequencies and are for reference only.
2. The some frequencies may exceed the limit line without the specified detectors, but that cannot present the results are failed to the specification of test standard.
3. For corrected test results are listed in the relevant table of radiated test data of this test report.



Worldwide Testing Services(Taiwan) Co., Ltd.

Registration number: W6M21306-13280-C-1
FCC ID: IR5DK10



Up Line: Peak Limit Line Down Line: Ave Limit Line

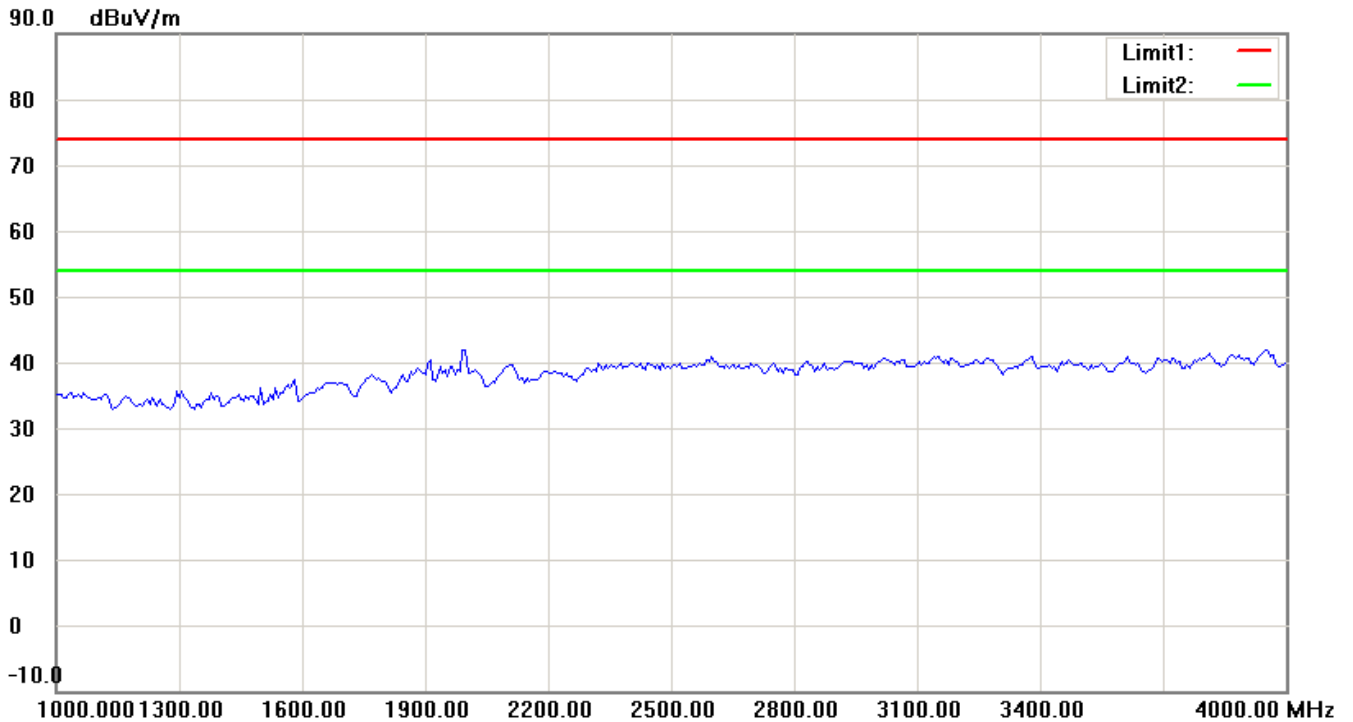
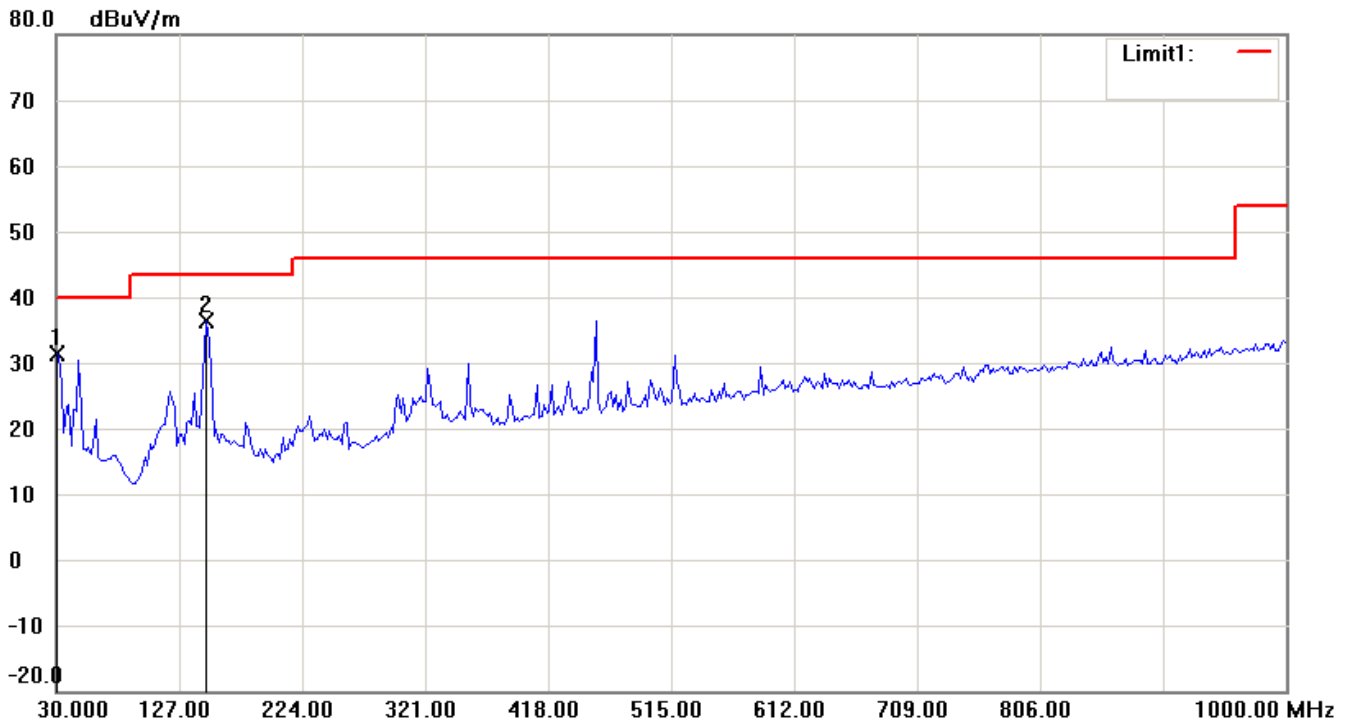
Note:

1. The attached measurement plots are preliminarily pre-scanned with peak detector for determining the final checking frequencies and are for reference only.
2. The some frequencies may exceed the limit line without the specified detectors, but that cannot present the results are failed to the specification of test standard.
3. For corrected test results are listed in the relevant table of radiated test data of this test report.



Registration number: W6M21306-13280-C-1
FCC ID: IR5DK10

Antenna Polarization V



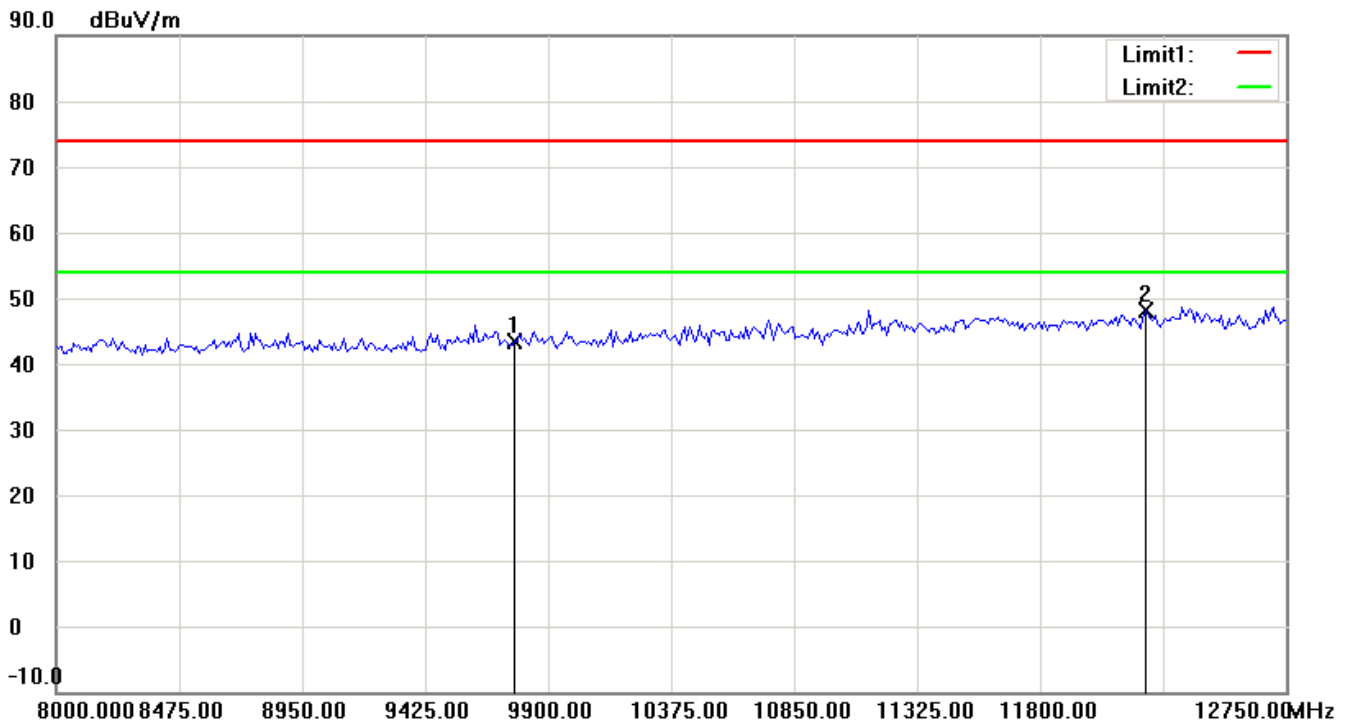
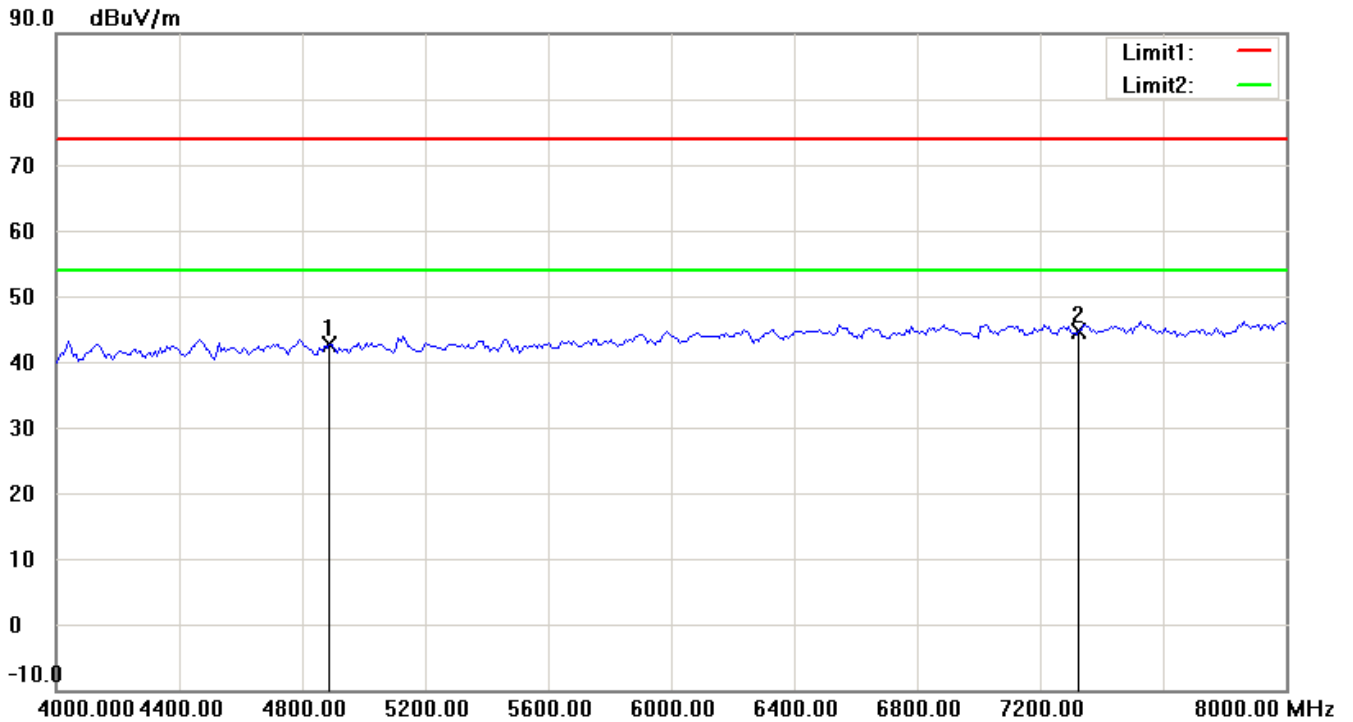
Up Line: Peak Limit Line Down Line: Ave Limit Line

Note:

1. The attached measurement plots are preliminarily pre-scanned with peak detector for determining the final checking frequencies and are for reference only.
2. The some frequencies may exceed the limit line without the specified detectors, but that cannot present the results are failed to the specification of test standard.
3. For corrected test results are listed in the relevant table of radiated test data of this test report.



Registration number: W6M21306-13280-C-1
FCC ID: IR5DK10



Up Line: Peak Limit Line Down Line: Ave Limit Line

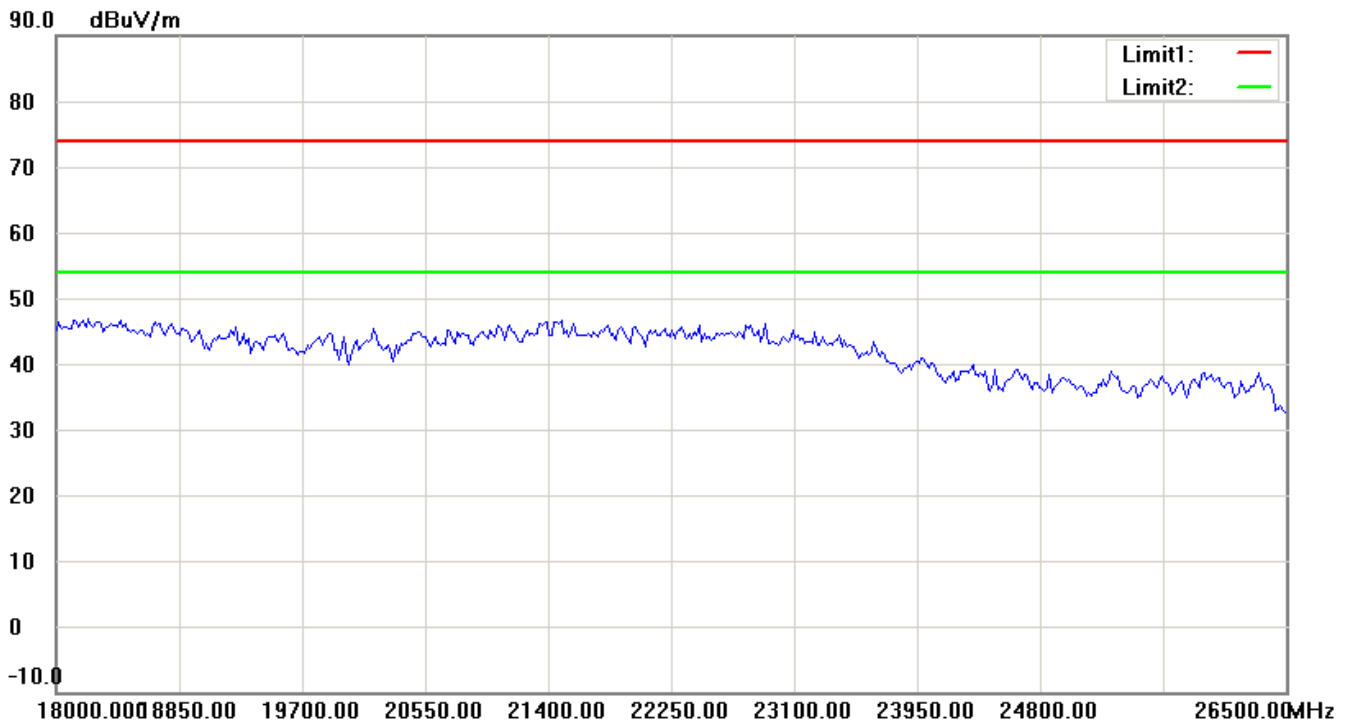
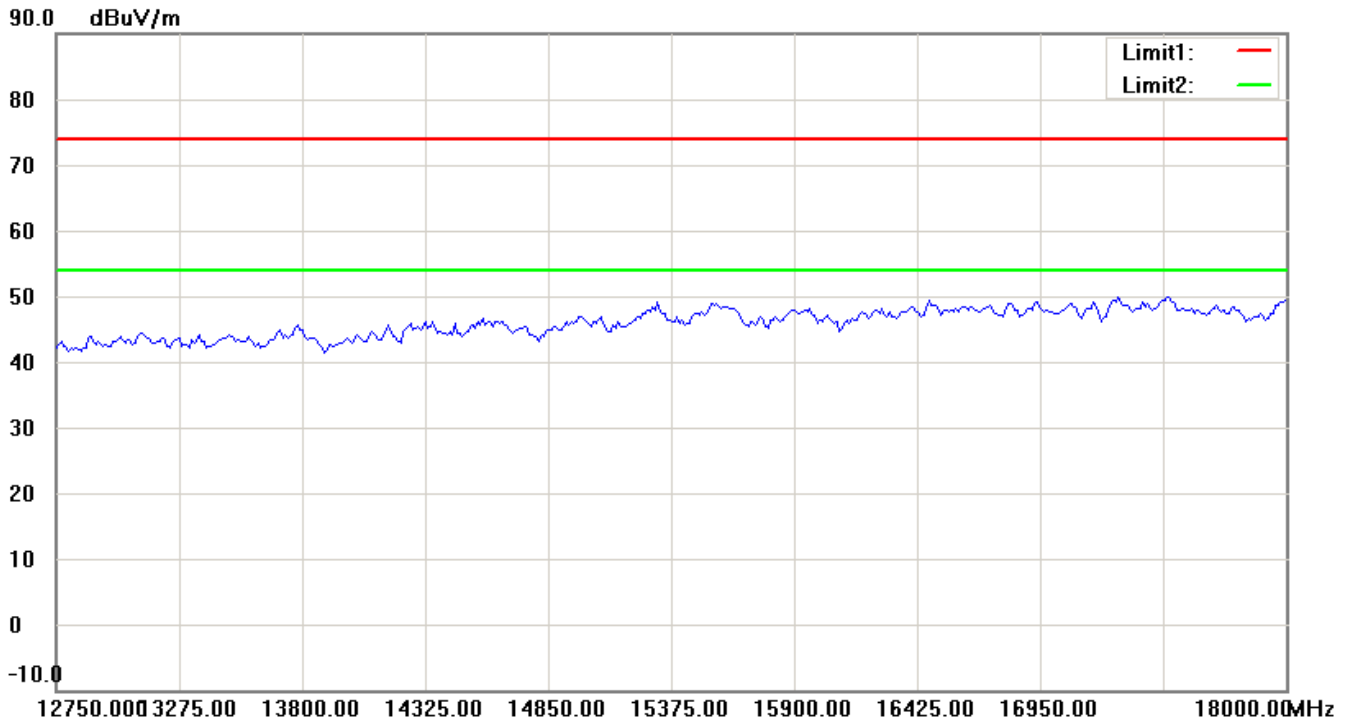
Note:

1. The attached measurement plots are preliminarily pre-scanned with peak detector for determining the final checking frequencies and are for reference only.
2. The some frequencies may exceed the limit line without the specified detectors, but that cannot present the results are failed to the specification of test standard.
3. For corrected test results are listed in the relevant table of radiated test data of this test report.



Worldwide Testing Services(Taiwan) Co., Ltd.

Registration number: W6M21306-13280-C-1
FCC ID: IR5DK10



Up Line: Peak Limit Line Down Line: Ave Limit Line

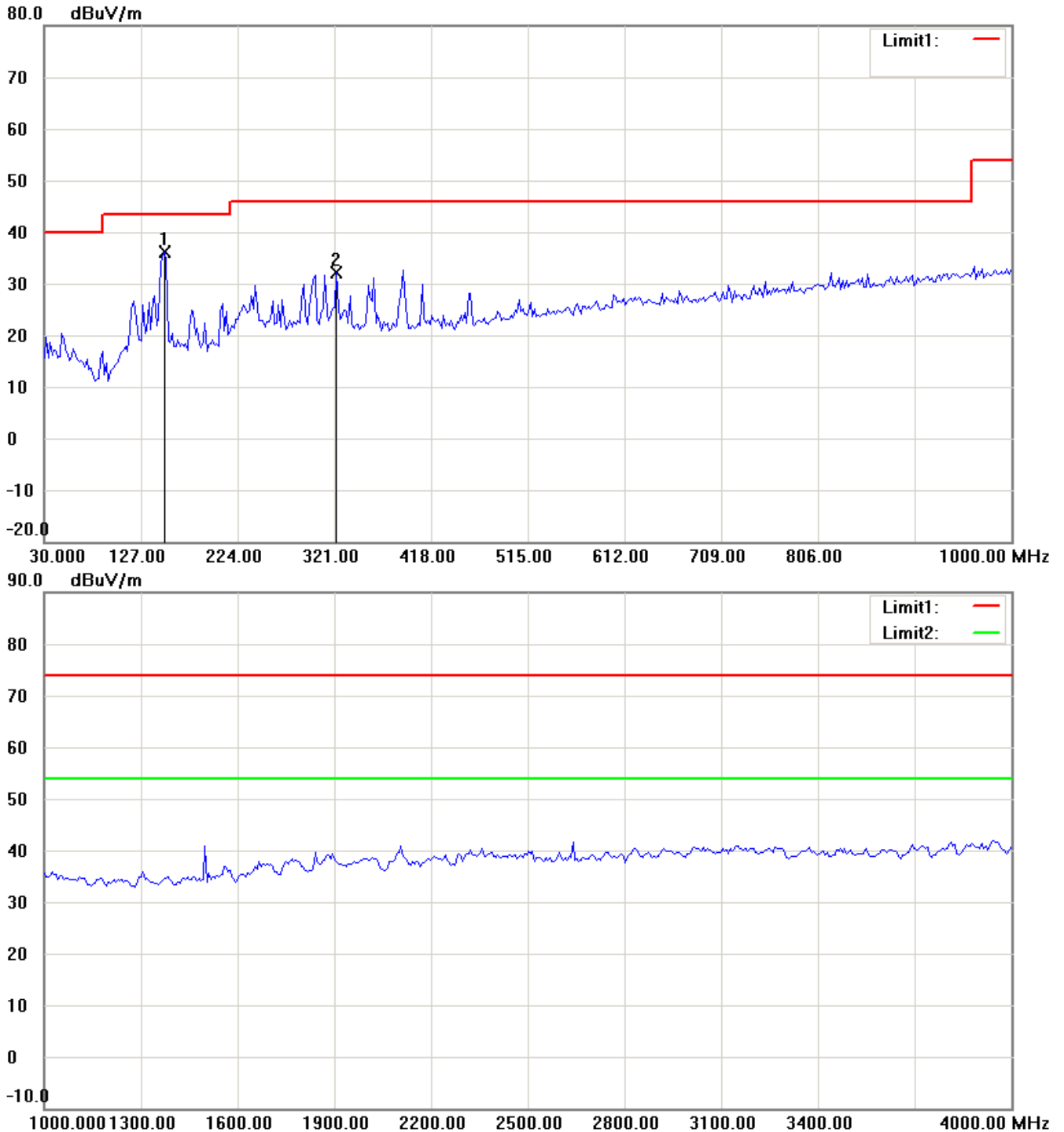
Note:

1. The attached measurement plots are preliminarily pre-scanned with peak detector for determining the final checking frequencies and are for reference only.
2. The some frequencies may exceed the limit line without the specified detectors, but that cannot present the results are failed to the specification of test standard.
3. For corrected test results are listed in the relevant table of radiated test data of this test report.



Registration number: W6M21306-13280-C-1
FCC ID: IR5DK10

TX Bluetooth Normal 2480MHz Antenna Polarization H



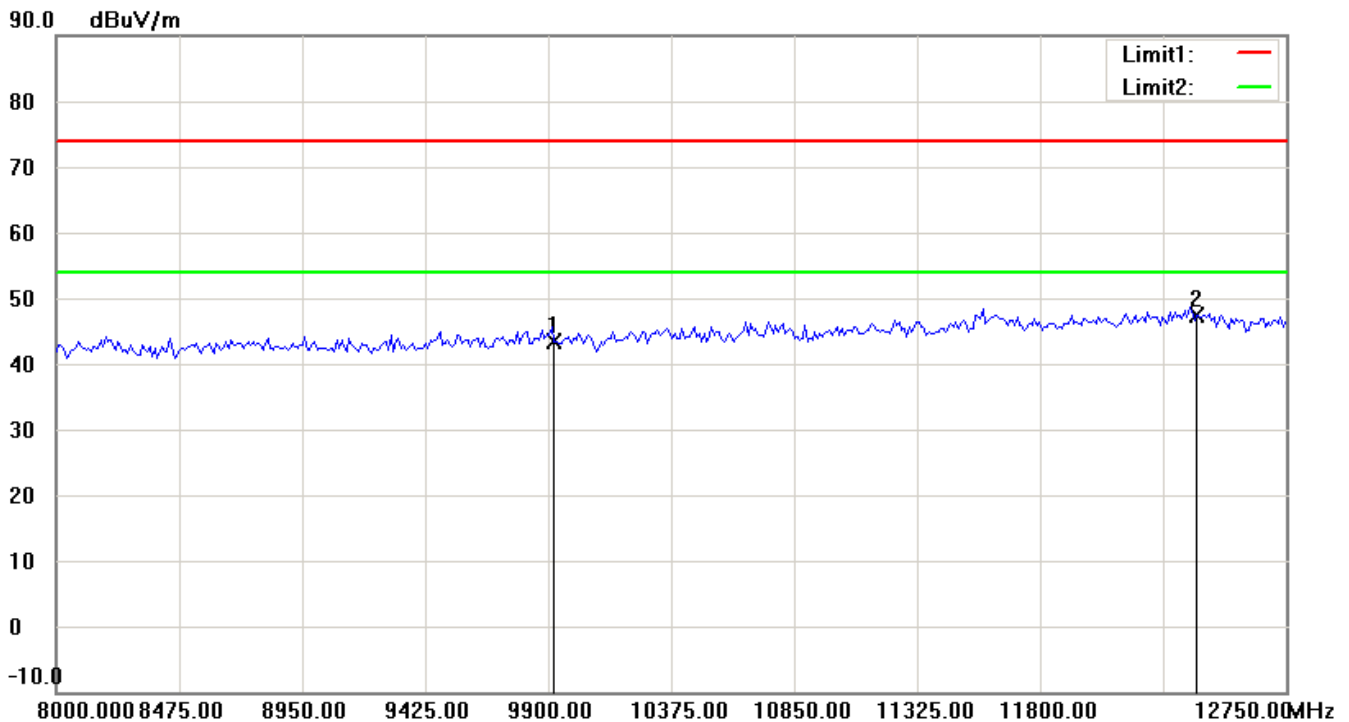
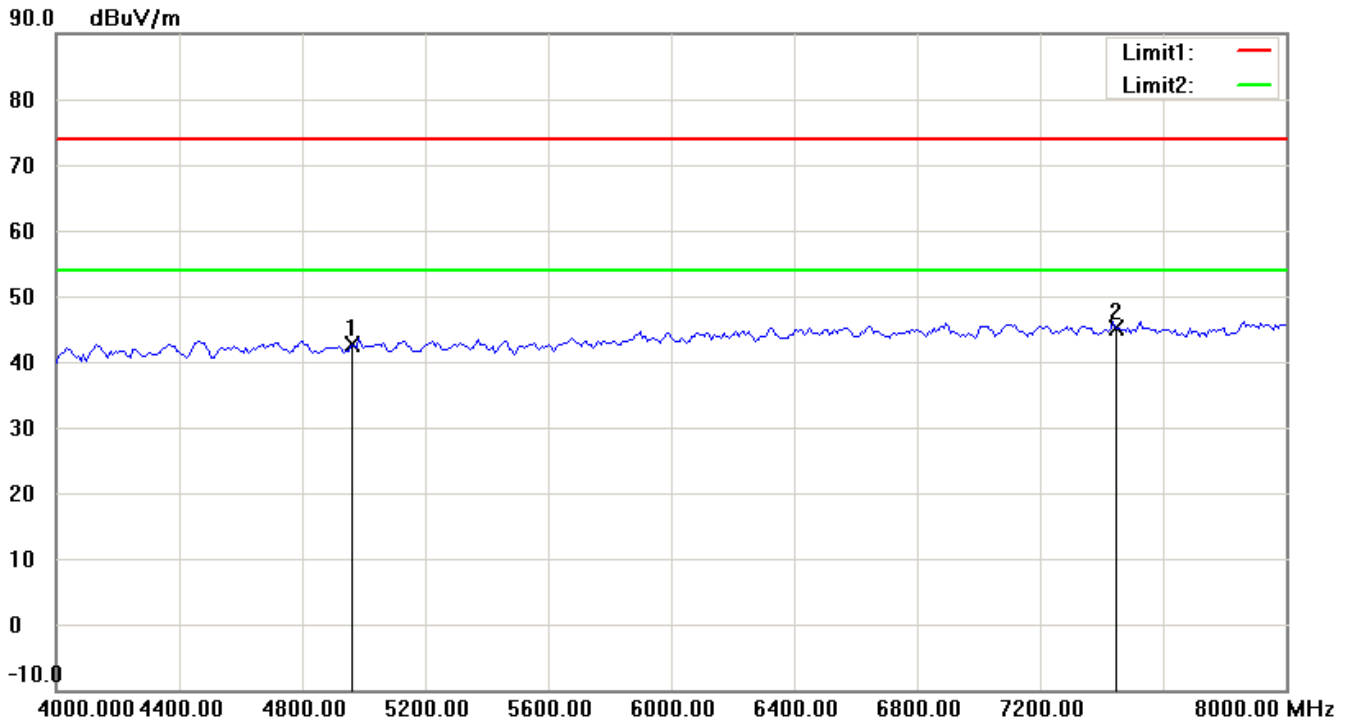
Up Line: Peak Limit Line Down Line: Ave Limit Line

Note:

1. The attached measurement plots are preliminarily pre-scanned with peak detector for determining the final checking frequencies and are for reference only.
2. The some frequencies may exceed the limit line without the specified detectors, but that cannot present the results are failed to the specification of test standard.
3. For corrected test results are listed in the relevant table of radiated test data of this test report.



Registration number: W6M21306-13280-C-1
FCC ID: IR5DK10



Up Line: Peak Limit Line Down Line: Ave Limit Line

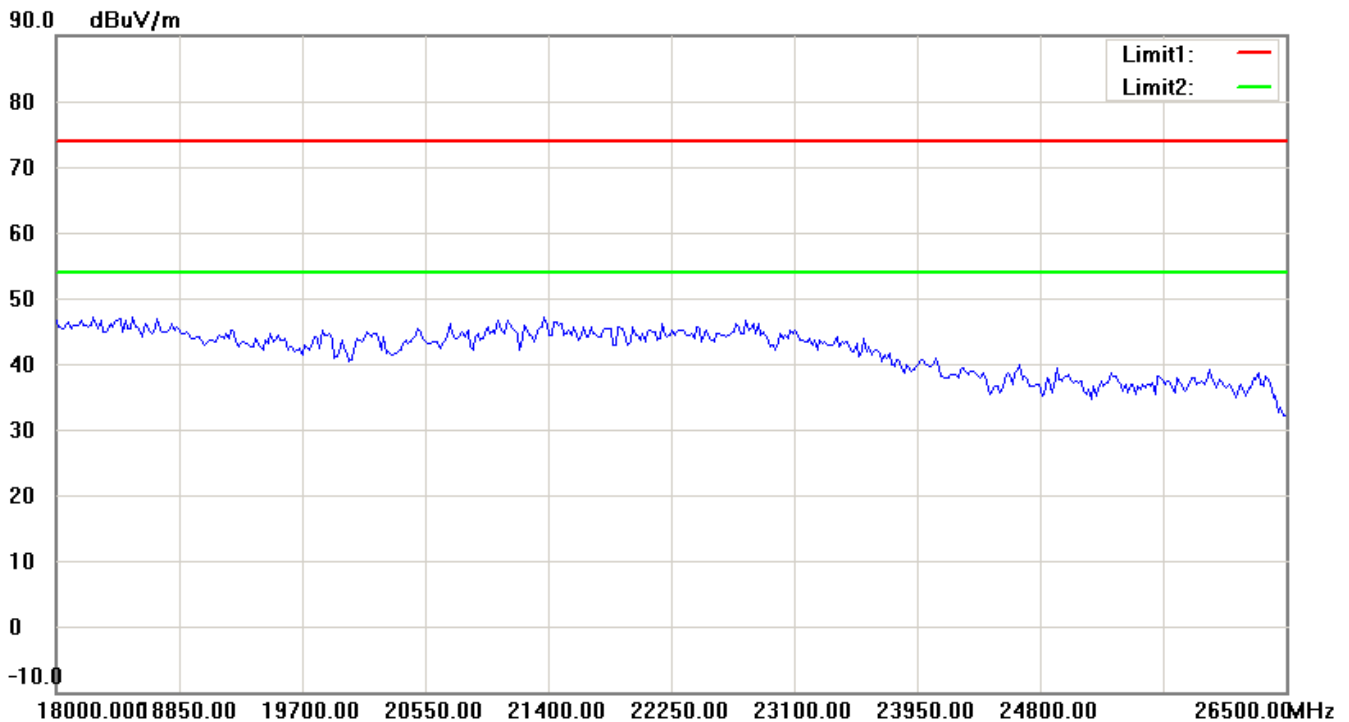
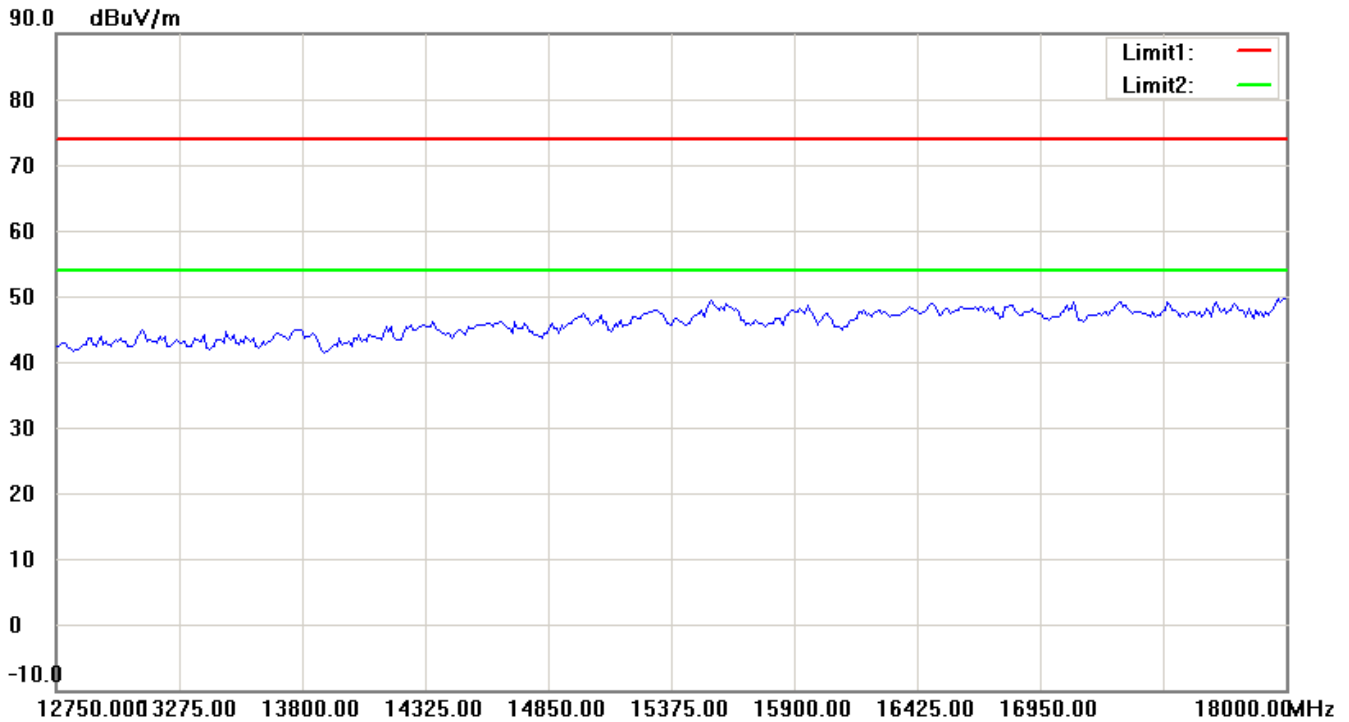
Note:

1. The attached measurement plots are preliminarily pre-scanned with peak detector for determining the final checking frequencies and are for reference only.
2. The some frequencies may exceed the limit line without the specified detectors, but that cannot present the results are failed to the specification of test standard.
3. For corrected test results are listed in the relevant table of radiated test data of this test report.



Worldwide Testing Services(Taiwan) Co., Ltd.

Registration number: W6M21306-13280-C-1
FCC ID: IR5DK10



Up Line: Peak Limit Line Down Line: Ave Limit Line

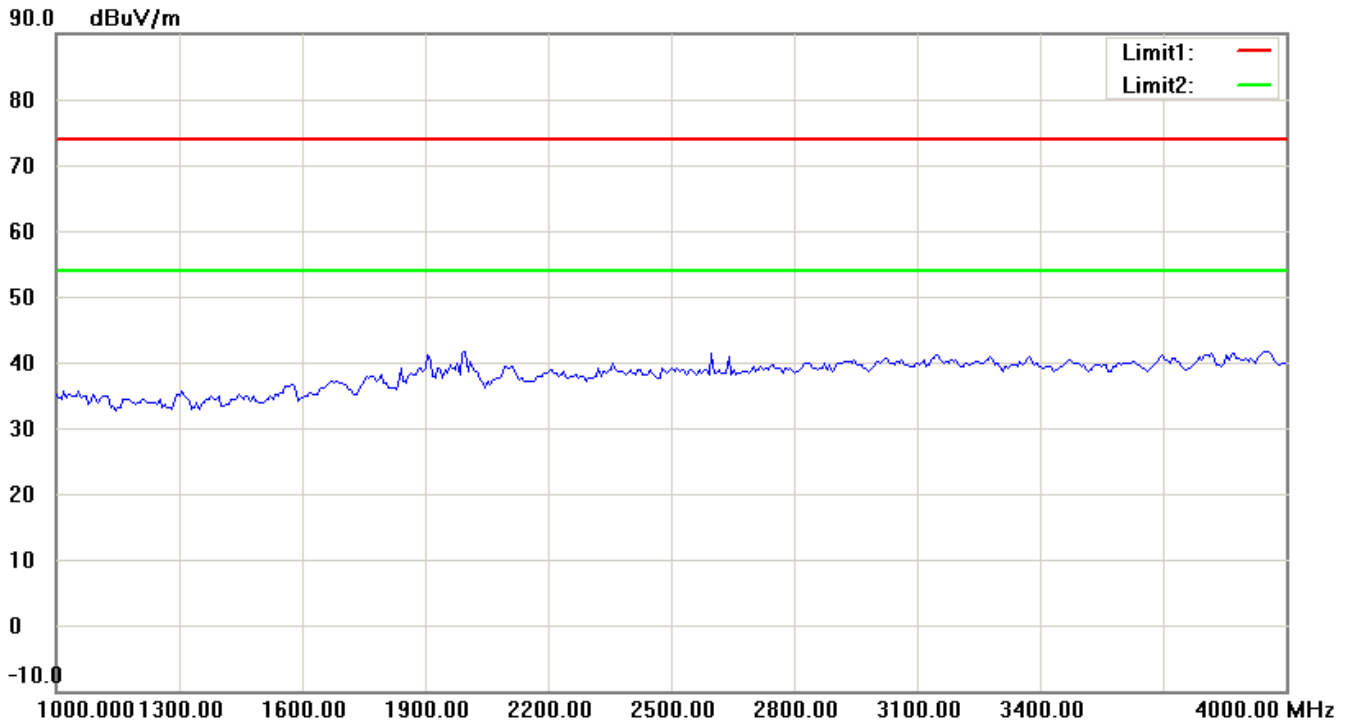
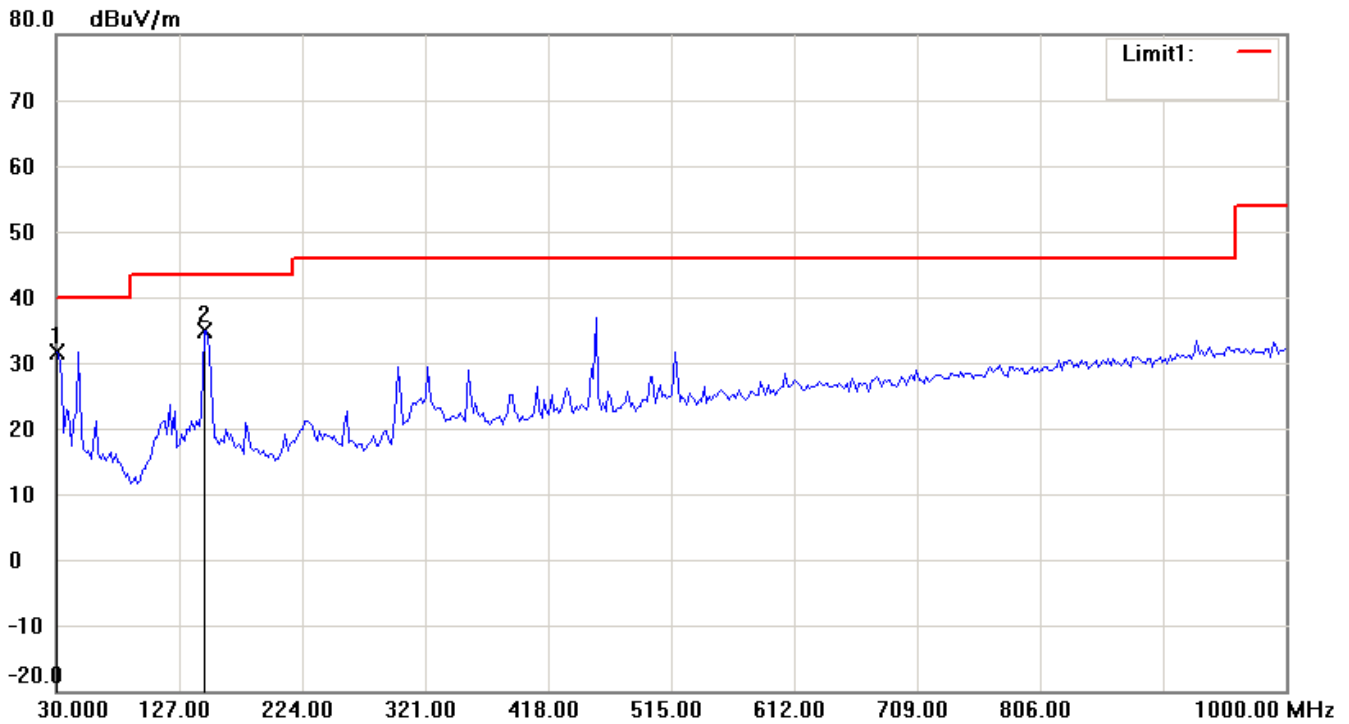
Note:

1. The attached measurement plots are preliminarily pre-scanned with peak detector for determining the final checking frequencies and are for reference only.
2. The some frequencies may exceed the limit line without the specified detectors, but that cannot present the results are failed to the specification of test standard.
3. For corrected test results are listed in the relevant table of radiated test data of this test report.



Registration number: W6M21306-13280-C-1
FCC ID: IR5DK10

Antenna Polarization V



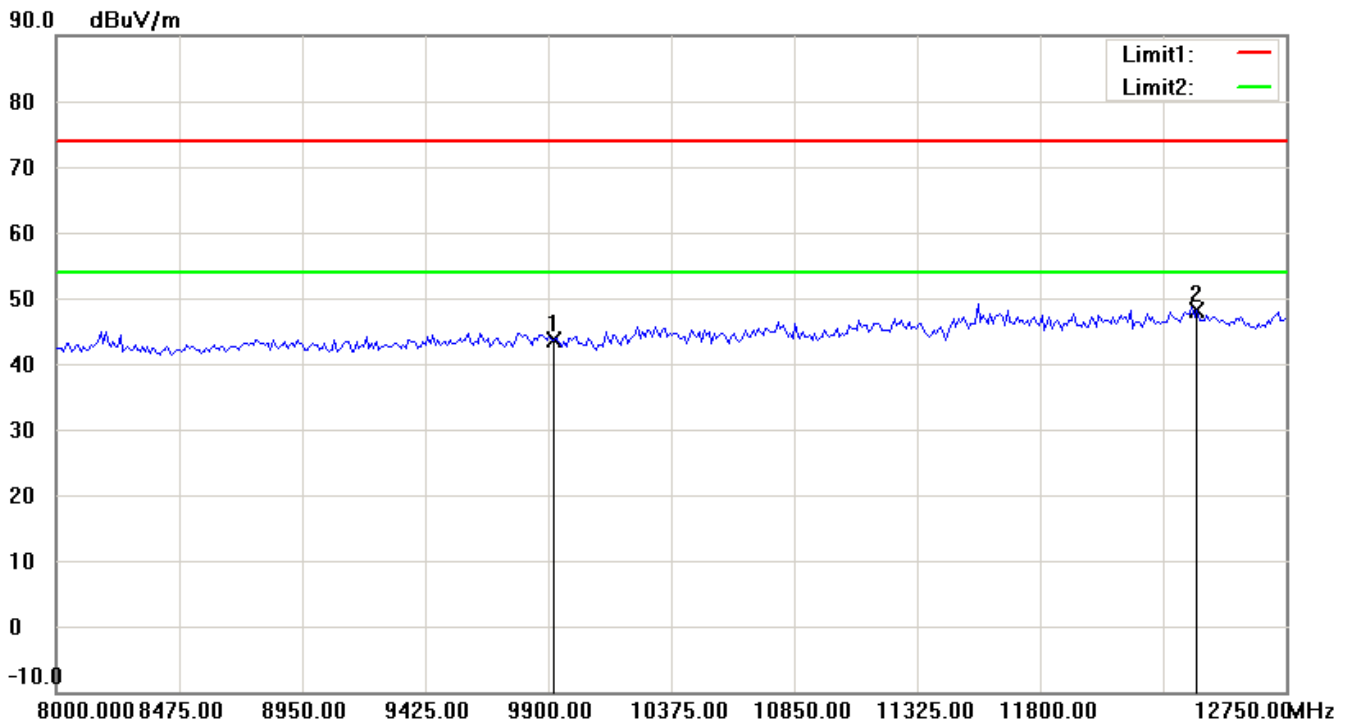
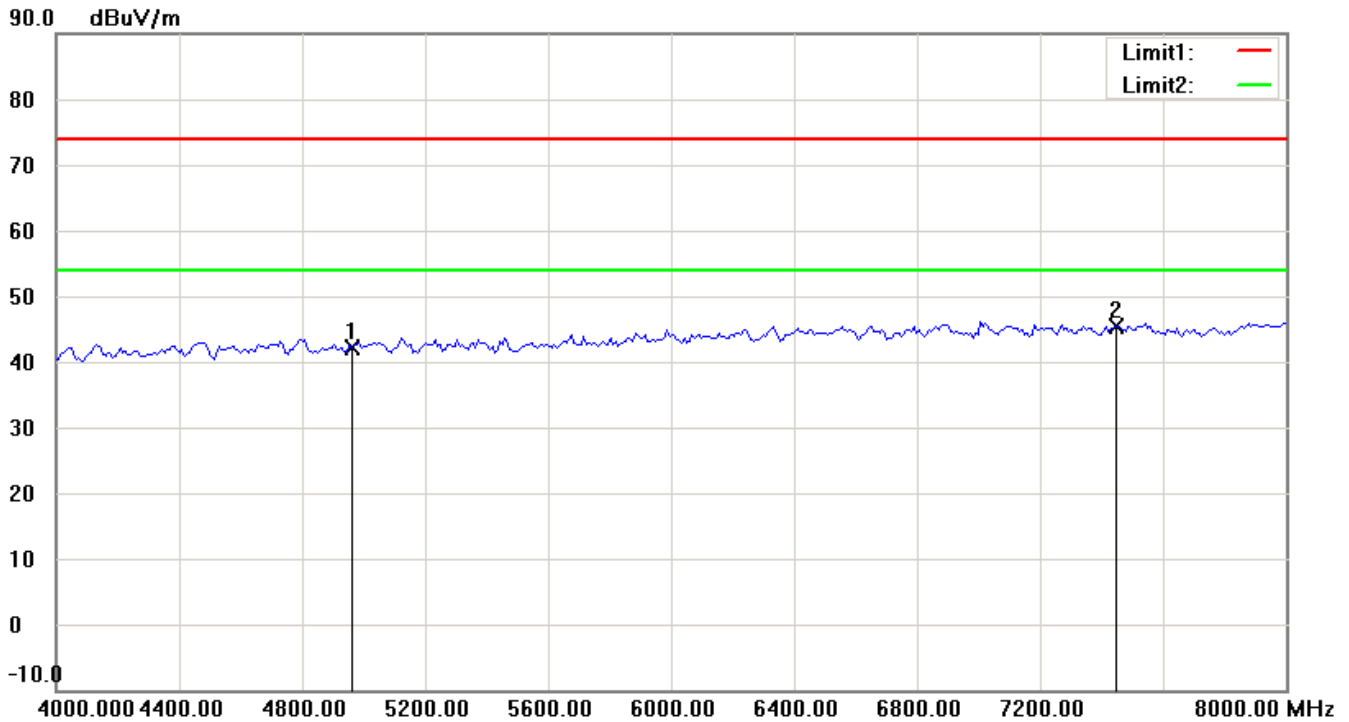
Up Line: Peak Limit Line Down Line: Ave Limit Line

Note:

1. The attached measurement plots are preliminarily pre-scanned with peak detector for determining the final checking frequencies and are for reference only.
2. The some frequencies may exceed the limit line without the specified detectors, but that cannot present the results are failed to the specification of test standard.
3. For corrected test results are listed in the relevant table of radiated test data of this test report.



Registration number: W6M21306-13280-C-1
FCC ID: IR5DK10



Up Line: Peak Limit Line Down Line: Ave Limit Line

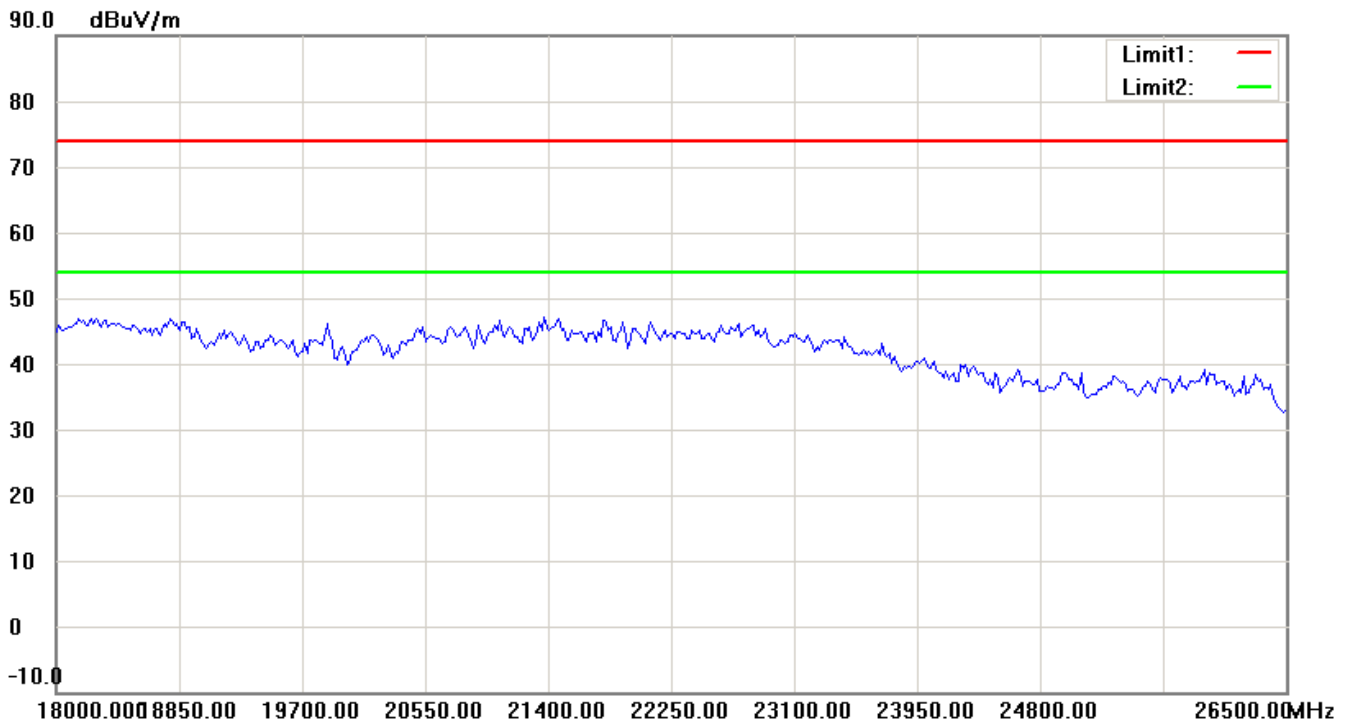
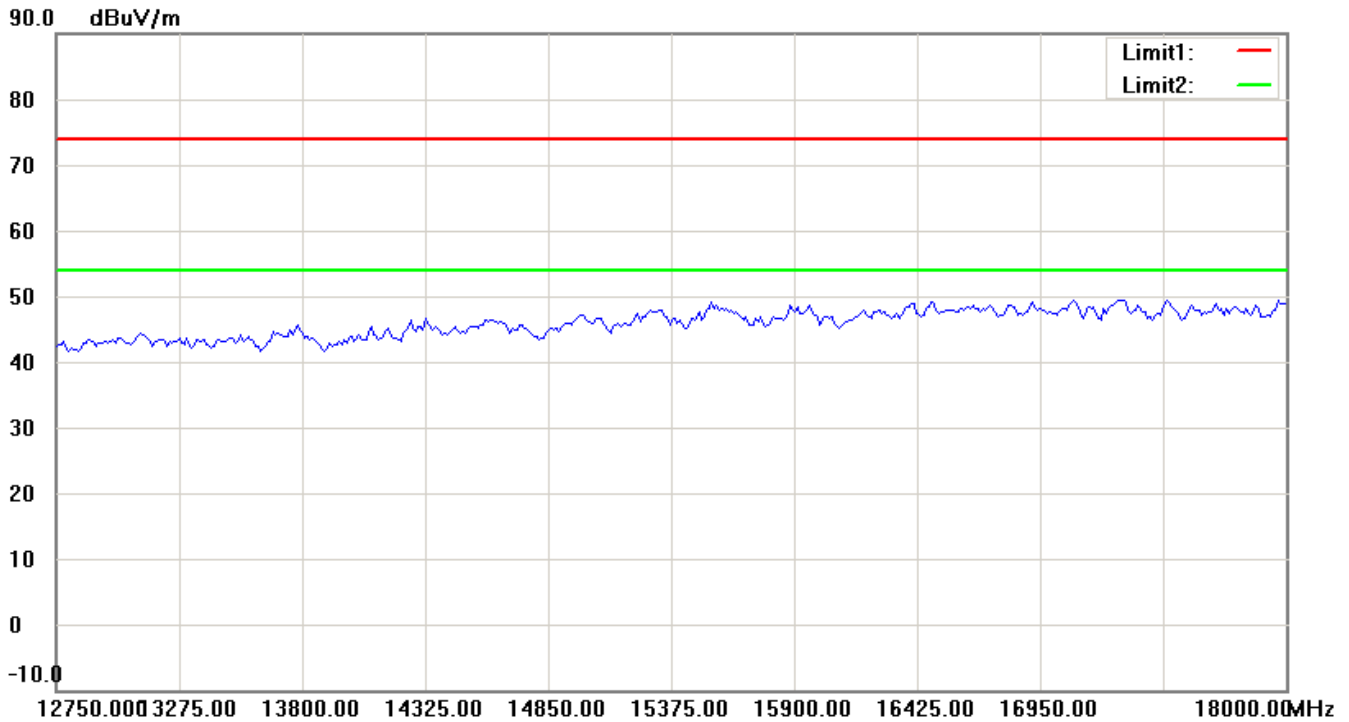
Note:

1. The attached measurement plots are preliminarily pre-scanned with peak detector for determining the final checking frequencies and are for reference only.
2. The some frequencies may exceed the limit line without the specified detectors, but that cannot present the results are failed to the specification of test standard.
3. For corrected test results are listed in the relevant table of radiated test data of this test report.



Worldwide Testing Services(Taiwan) Co., Ltd.

Registration number: W6M21306-13280-C-1
FCC ID: IR5DK10



Up Line: Peak Limit Line Down Line: Ave Limit Line

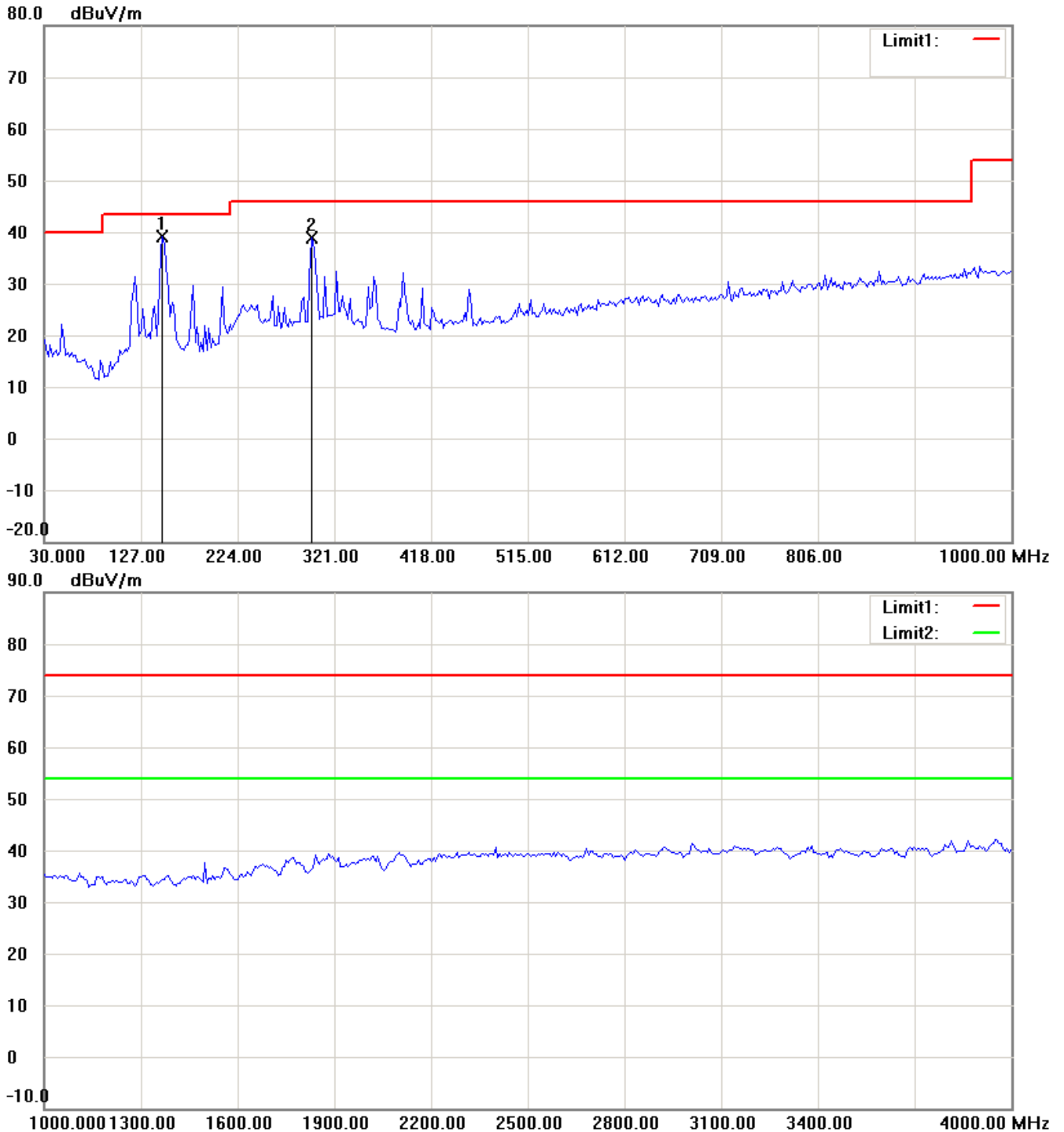
Note:

1. The attached measurement plots are preliminarily pre-scanned with peak detector for determining the final checking frequencies and are for reference only.
2. The some frequencies may exceed the limit line without the specified detectors, but that cannot present the results are failed to the specification of test standard.
3. For corrected test results are listed in the relevant table of radiated test data of this test report.



Registration number: W6M21306-13280-C-1
FCC ID: IR5DK10

TX Bluetooth 4.0 2402MHz
Antenna Polarization H



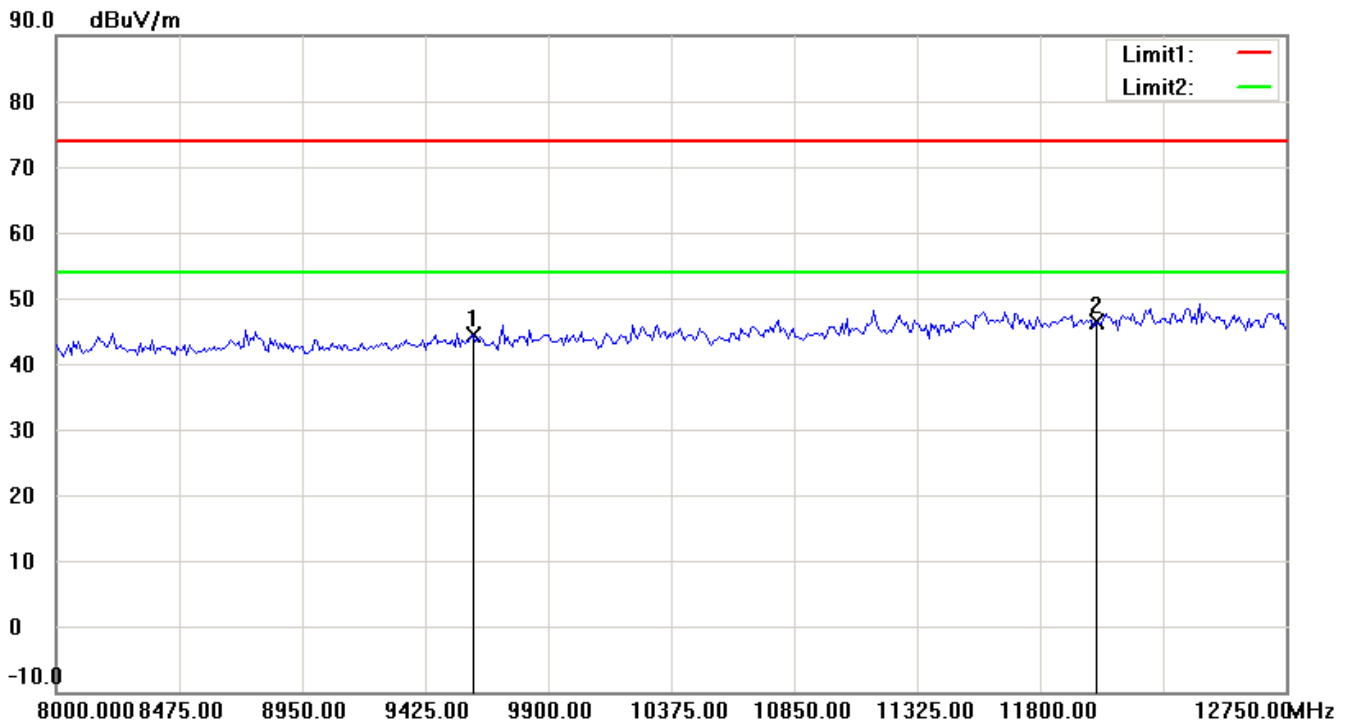
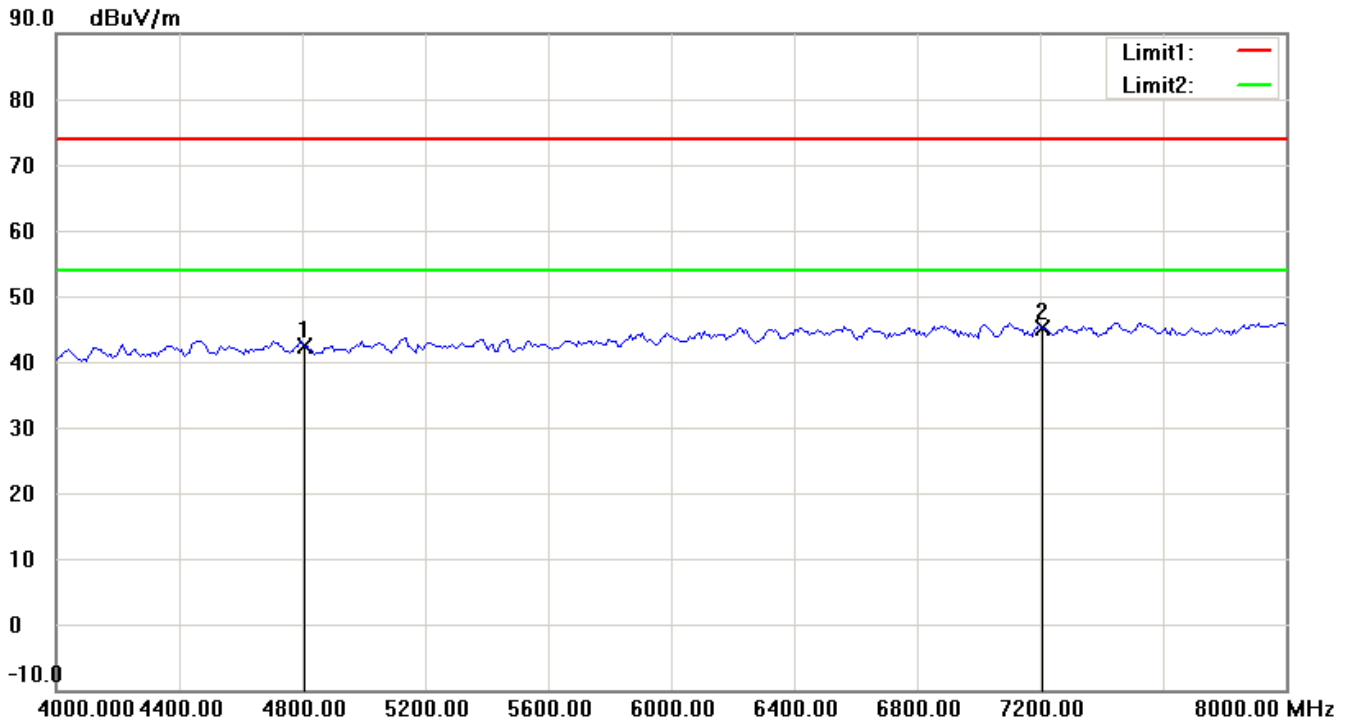
Up Line: Peak Limit Line Down Line: Ave Limit Line

Note:

1. The attached measurement plots are preliminarily pre-scanned with peak detector for determining the final checking frequencies and are for reference only.
2. The some frequencies may exceed the limit line without the specified detectors, but that cannot present the results are failed to the specification of test standard.
3. For corrected test results are listed in the relevant table of radiated test data of this test report.



Registration number: W6M21306-13280-C-1
FCC ID: IR5DK10



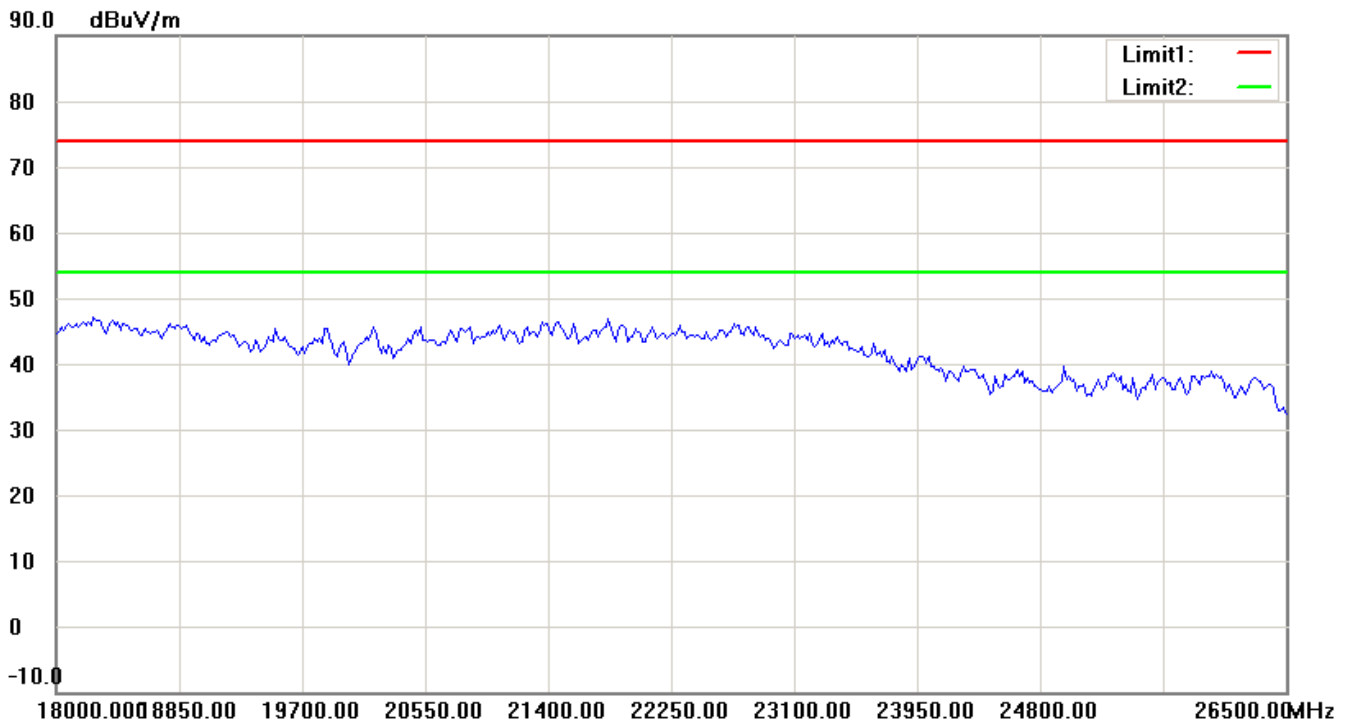
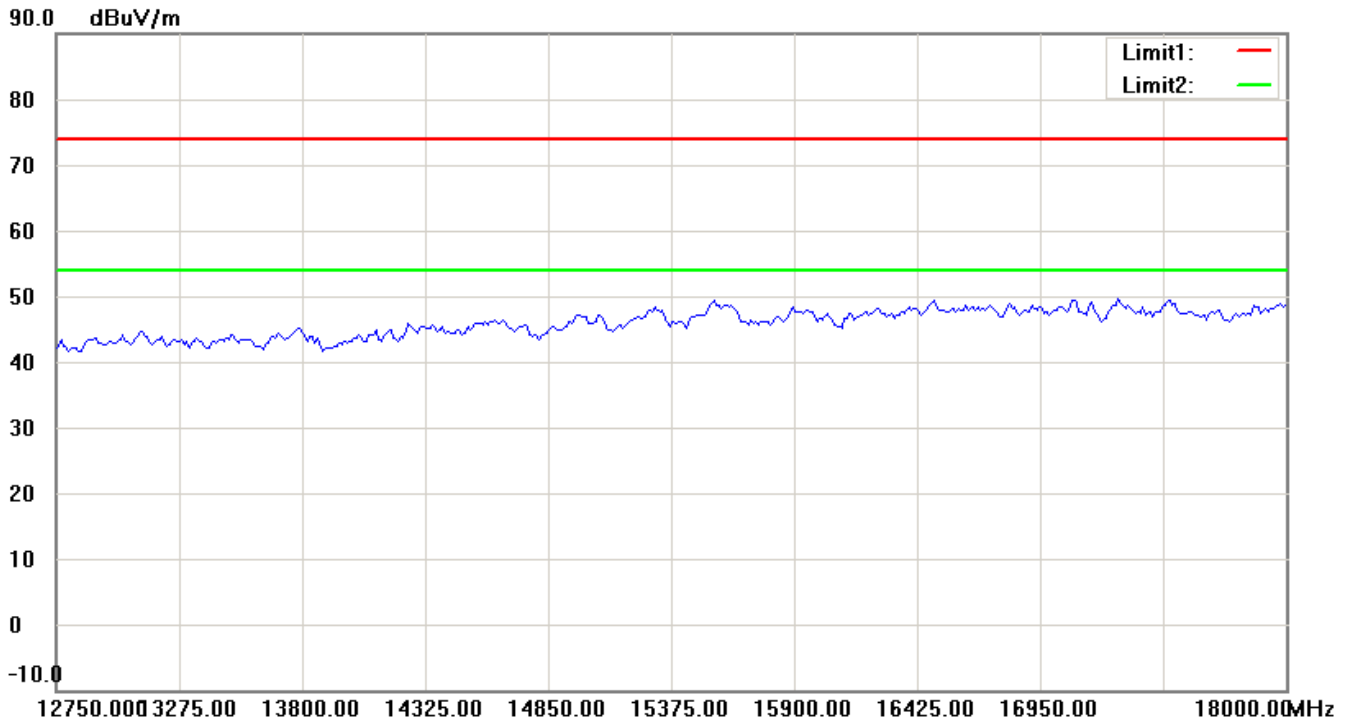
Up Line: Peak Limit Line Down Line: Ave Limit Line

Note:

1. The attached measurement plots are preliminarily pre-scanned with peak detector for determining the final checking frequencies and are for reference only.
2. The some frequencies may exceed the limit line without the specified detectors, but that cannot present the results are failed to the specification of test standard.
3. For corrected test results are listed in the relevant table of radiated test data of this test report.



Registration number: W6M21306-13280-C-1
FCC ID: IR5DK10



Up Line: Peak Limit Line Down Line: Ave Limit Line

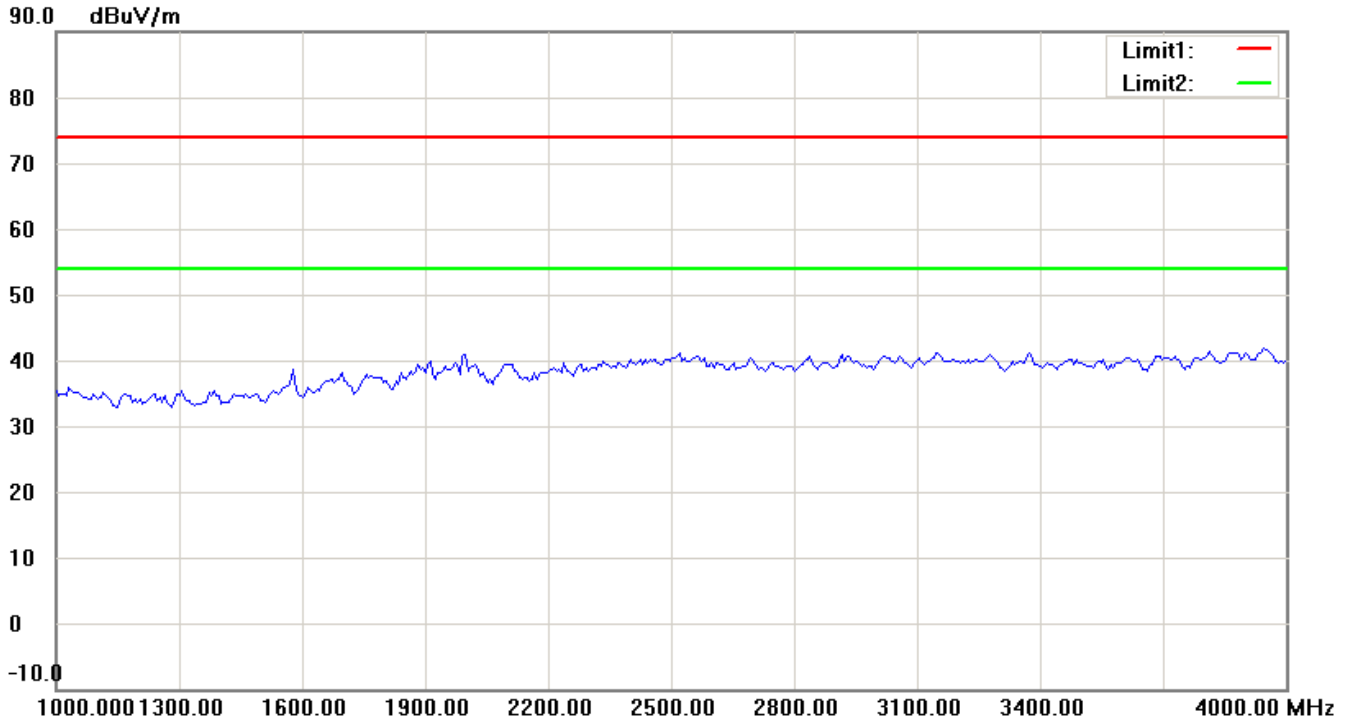
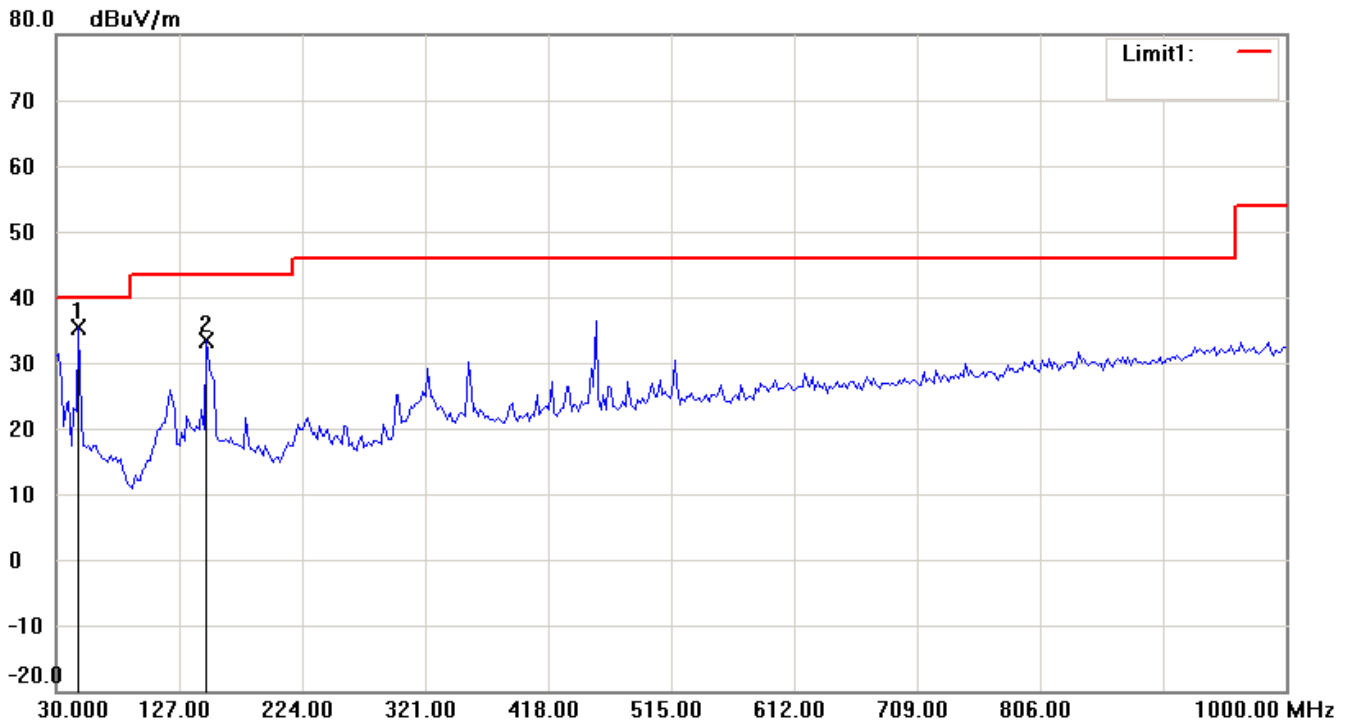
Note:

1. The attached measurement plots are preliminarily pre-scanned with peak detector for determining the final checking frequencies and are for reference only.
2. The some frequencies may exceed the limit line without the specified detectors, but that cannot present the results are failed to the specification of test standard.
3. For corrected test results are listed in the relevant table of radiated test data of this test report.



Registration number: W6M21306-13280-C-1
FCC ID: IR5DK10

Antenna Polarization V



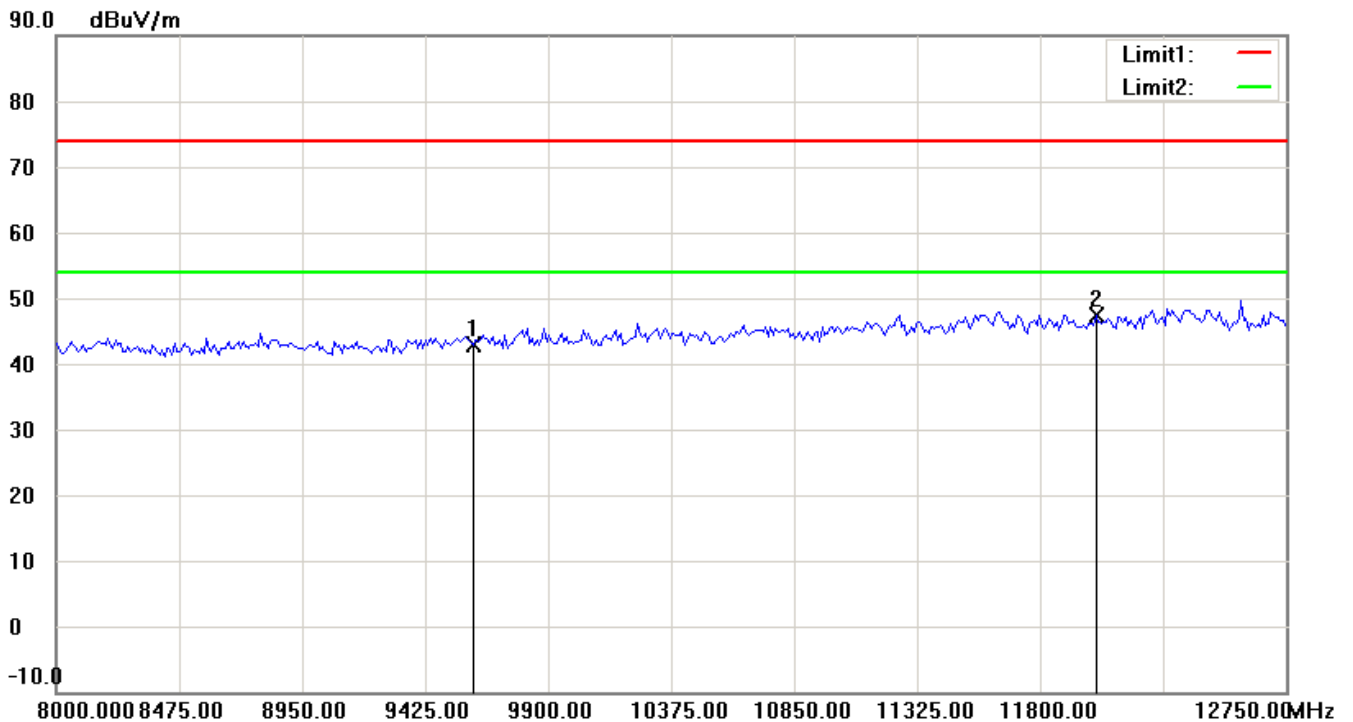
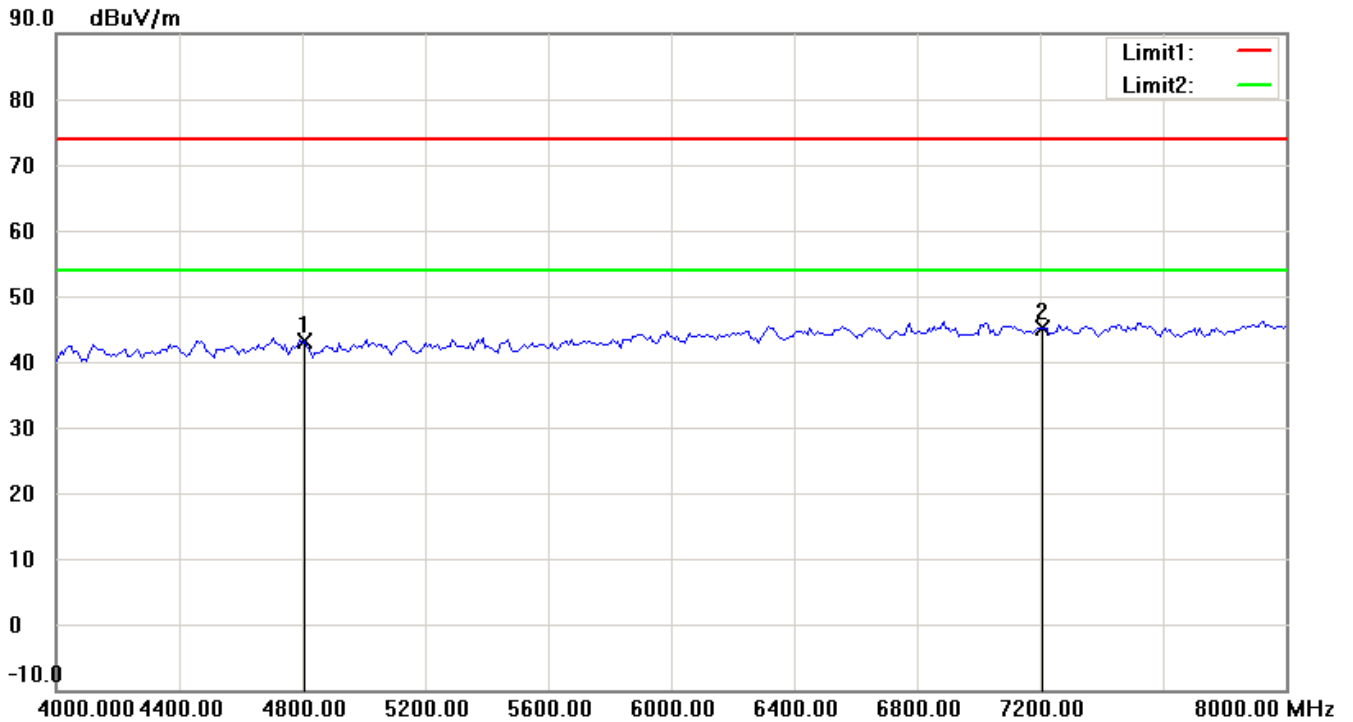
Up Line: Peak Limit Line Down Line: Ave Limit Line

Note:

1. The attached measurement plots are preliminarily pre-scanned with peak detector for determining the final checking frequencies and are for reference only.
2. The some frequencies may exceed the limit line without the specified detectors, but that cannot present the results are failed to the specification of test standard.
3. For corrected test results are listed in the relevant table of radiated test data of this test report.



Registration number: W6M21306-13280-C-1
FCC ID: IR5DK10



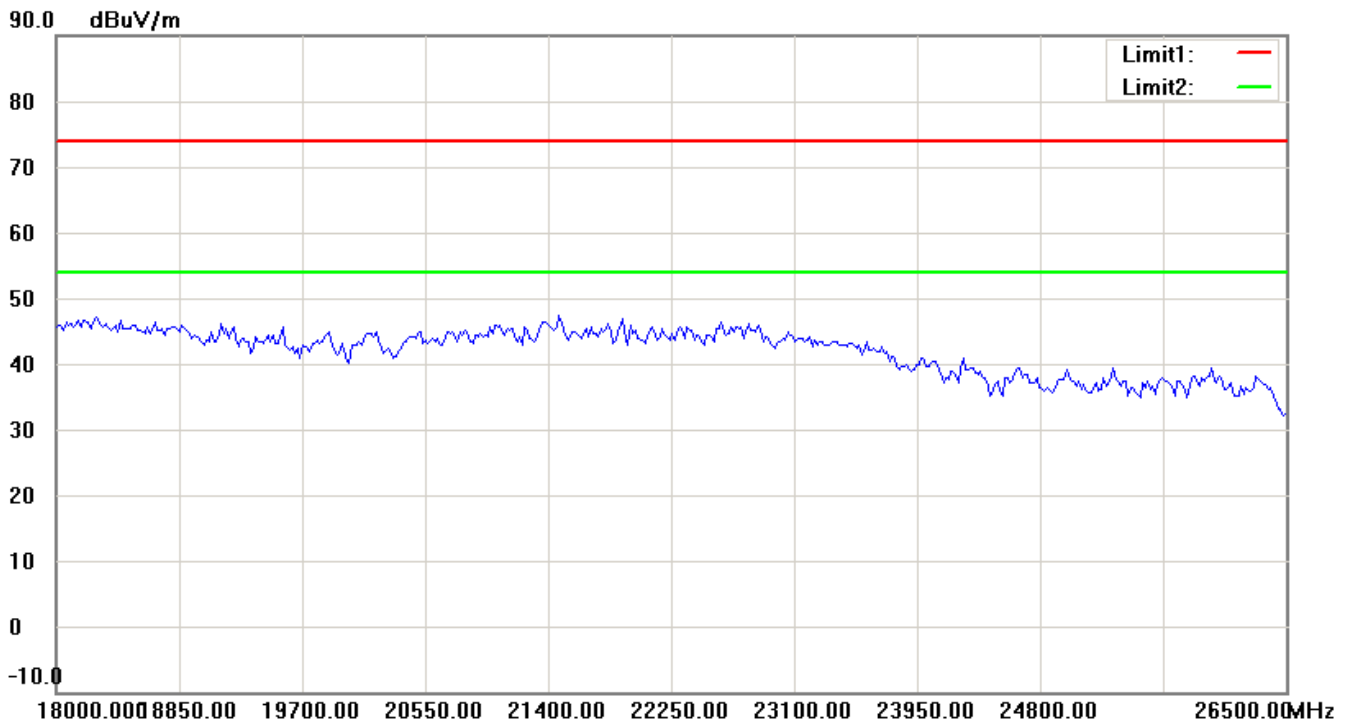
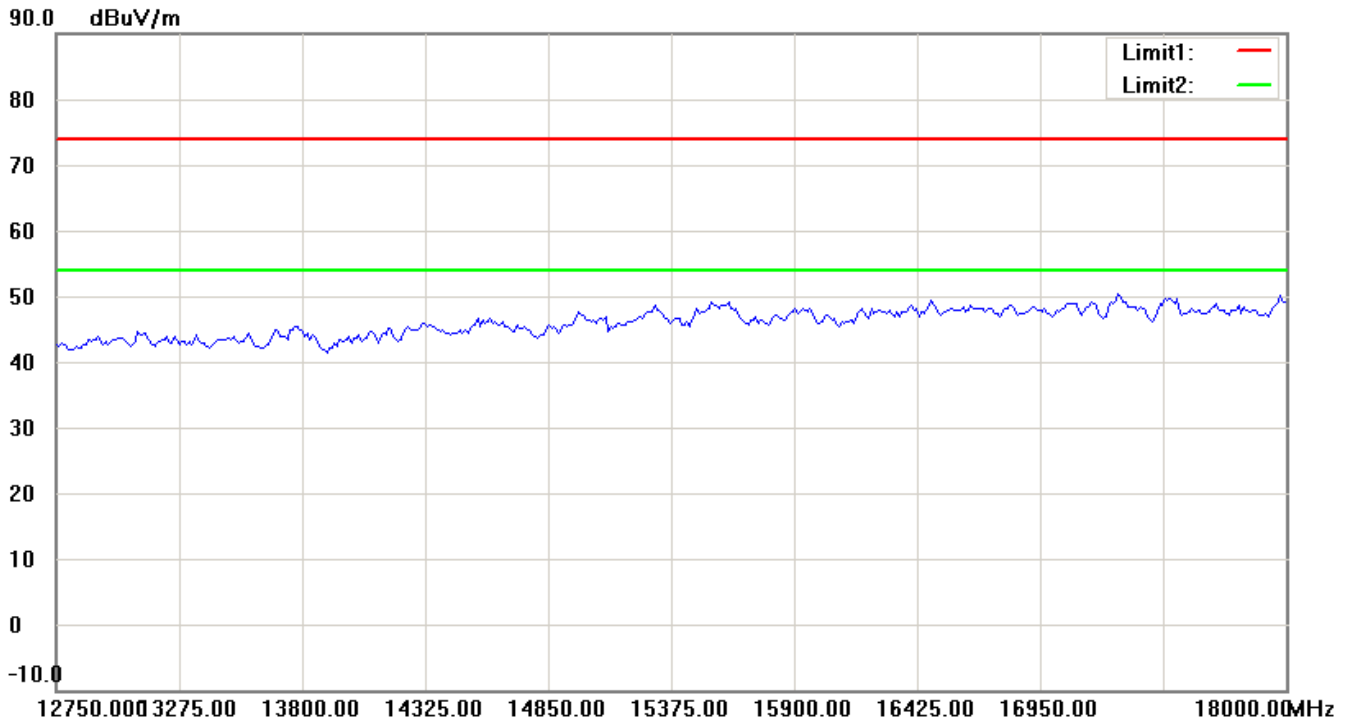
Up Line: Peak Limit Line Down Line: Ave Limit Line

Note:

1. The attached measurement plots are preliminarily pre-scanned with peak detector for determining the final checking frequencies and are for reference only.
2. The some frequencies may exceed the limit line without the specified detectors, but that cannot present the results are failed to the specification of test standard.
3. For corrected test results are listed in the relevant table of radiated test data of this test report.



Registration number: W6M21306-13280-C-1
FCC ID: IR5DK10



Up Line: Peak Limit Line Down Line: Ave Limit Line

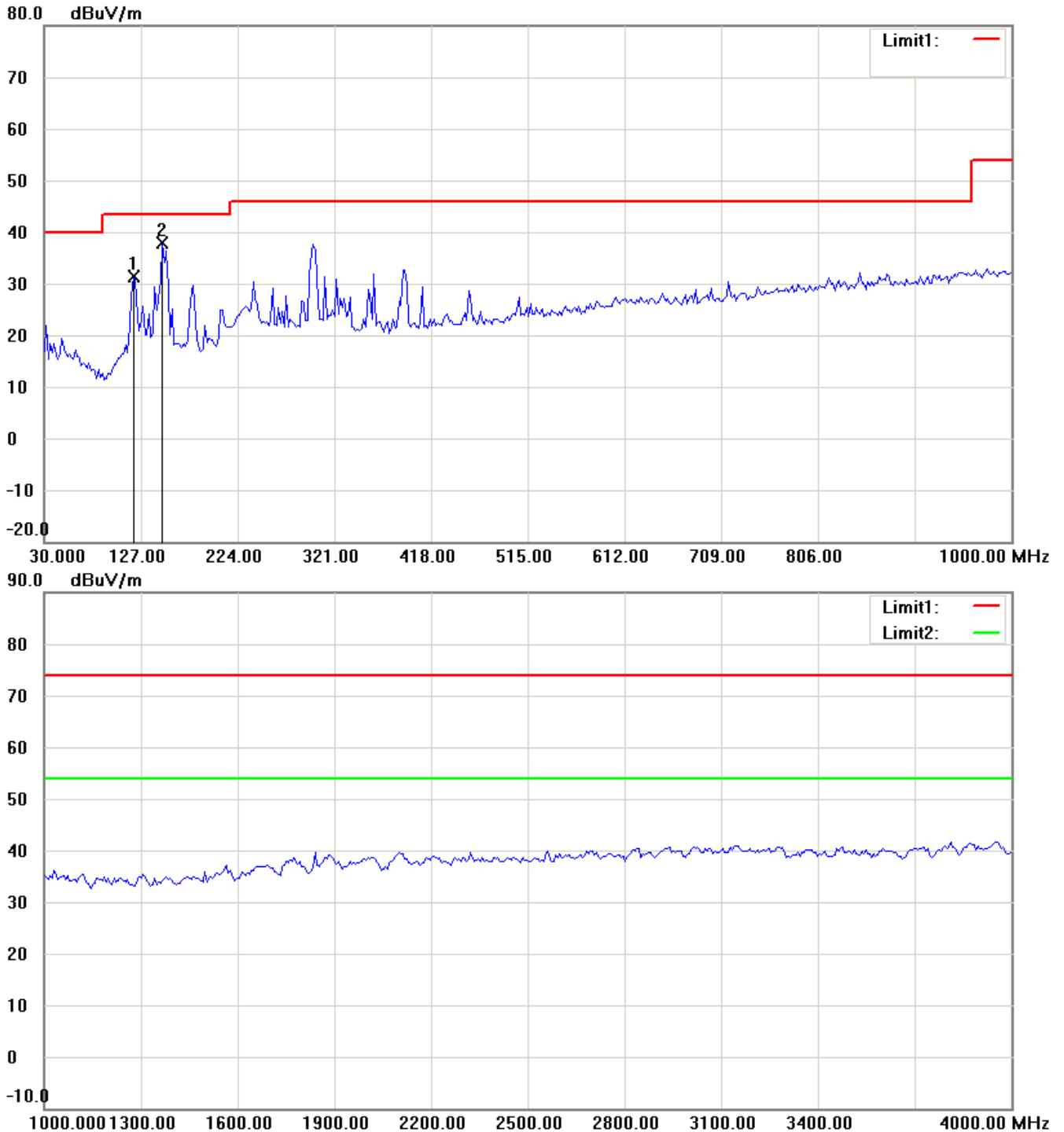
Note:

1. The attached measurement plots are preliminarily pre-scanned with peak detector for determining the final checking frequencies and are for reference only.
2. The some frequencies may exceed the limit line without the specified detectors, but that cannot present the results are failed to the specification of test standard.
3. For corrected test results are listed in the relevant table of radiated test data of this test report.



Registration number: W6M21306-13280-C-1
FCC ID: IR5DK10

TX Bluetooth 4.0 2440MHz
Antenna Polarization H



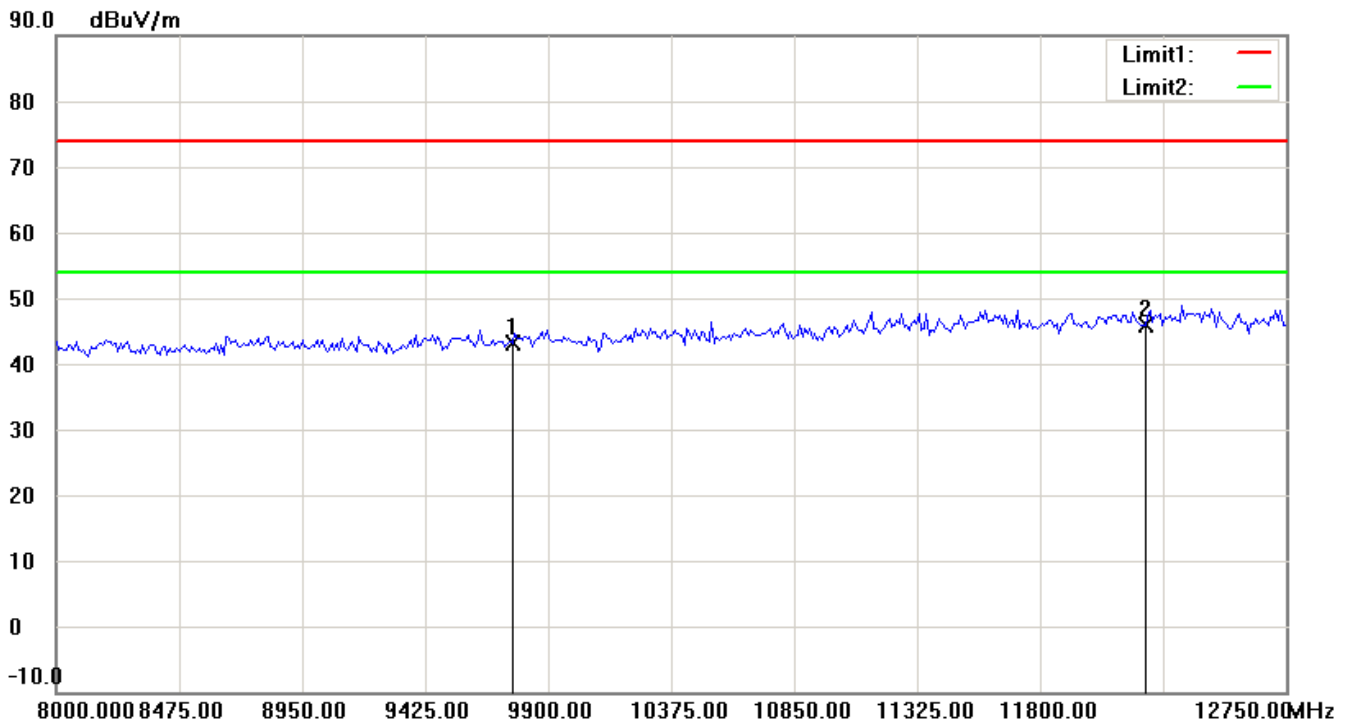
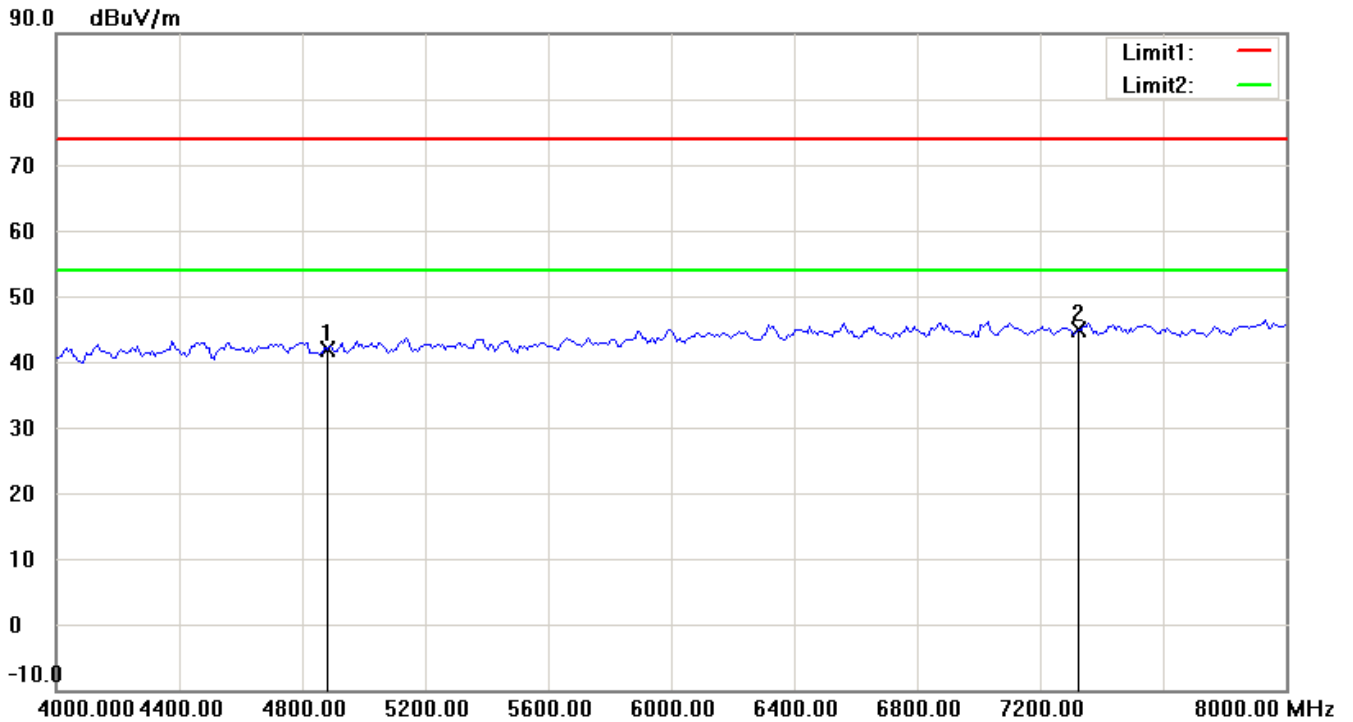
Up Line: Peak Limit Line Down Line: Ave Limit Line

Note:

1. The attached measurement plots are preliminarily pre-scanned with peak detector for determining the final checking frequencies and are for reference only.
2. The some frequencies may exceed the limit line without the specified detectors, but that cannot present the results are failed to the specification of test standard.
3. For corrected test results are listed in the relevant table of radiated test data of this test report.



Registration number: W6M21306-13280-C-1
FCC ID: IR5DK10



Up Line: Peak Limit Line Down Line: Ave Limit Line

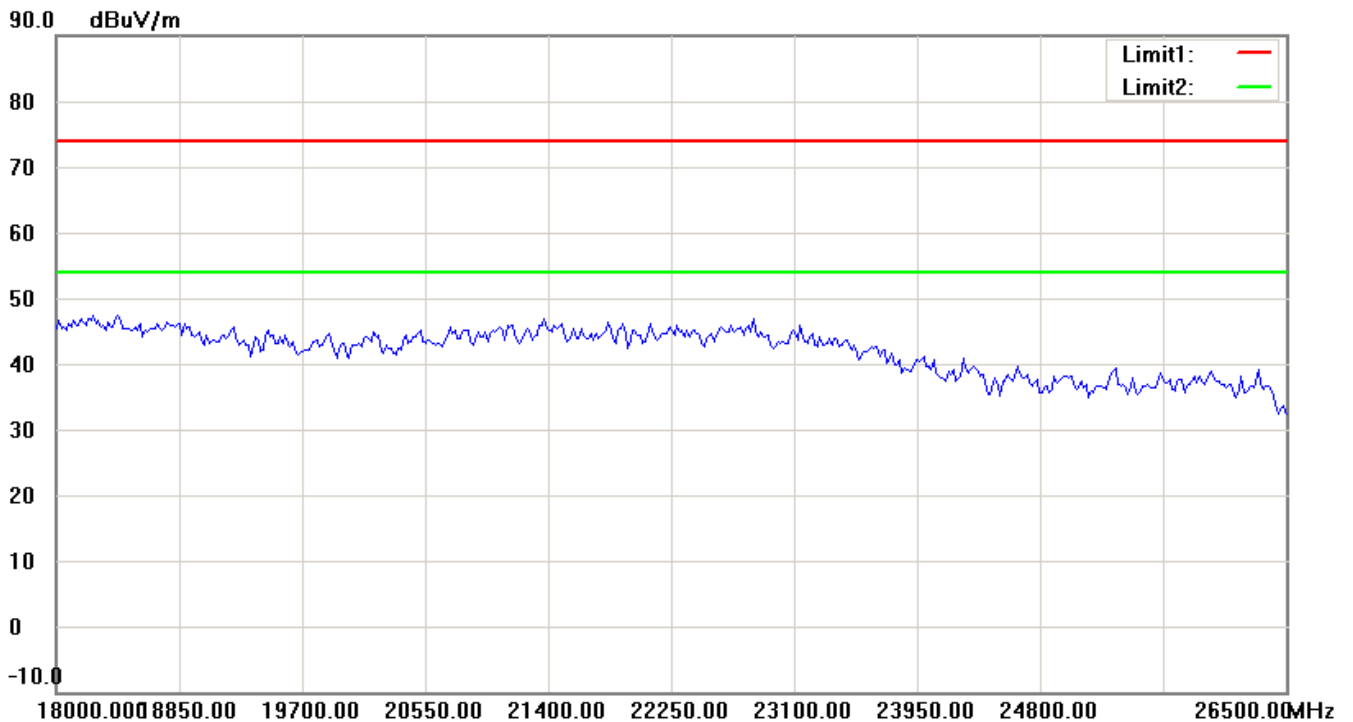
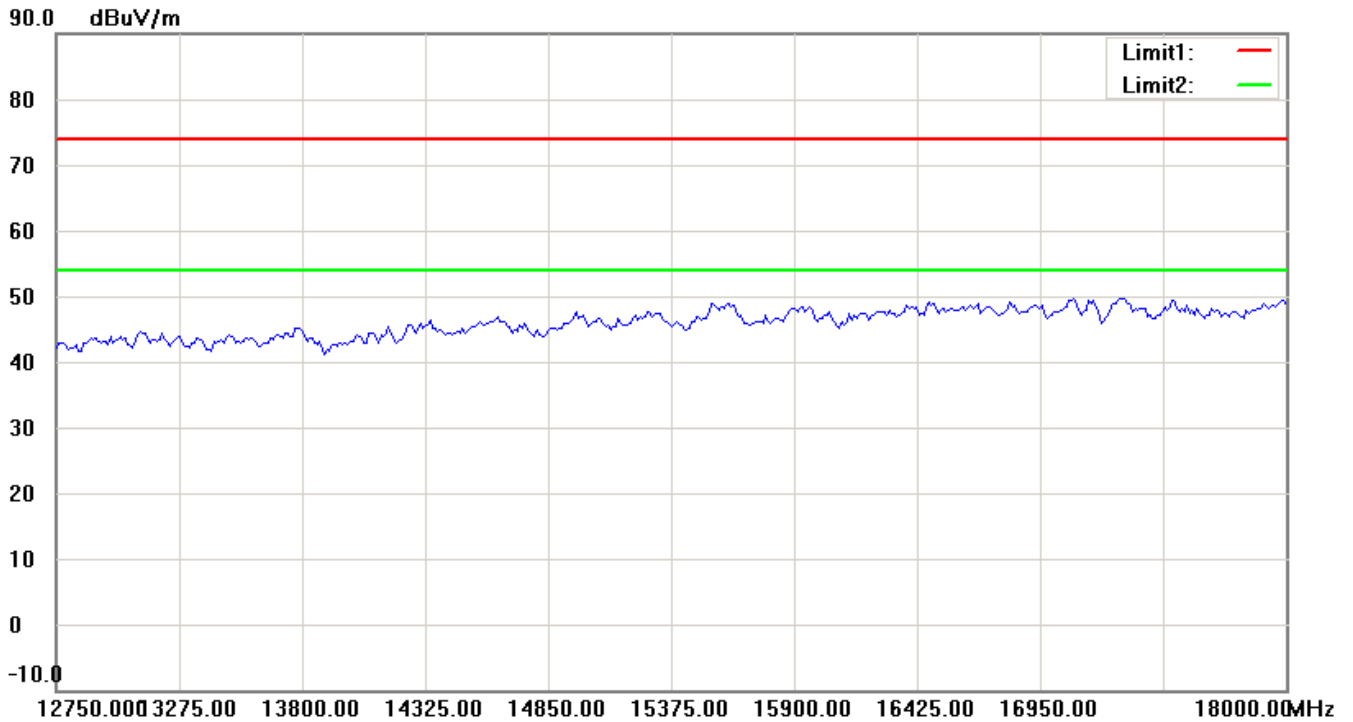
Note:

1. The attached measurement plots are preliminarily pre-scanned with peak detector for determining the final checking frequencies and are for reference only.
2. The some frequencies may exceed the limit line without the specified detectors, but that cannot present the results are failed to the specification of test standard.
3. For corrected test results are listed in the relevant table of radiated test data of this test report.



Worldwide Testing Services(Taiwan) Co., Ltd.

Registration number: W6M21306-13280-C-1
FCC ID: IR5DK10



Up Line: Peak Limit Line Down Line: Ave Limit Line

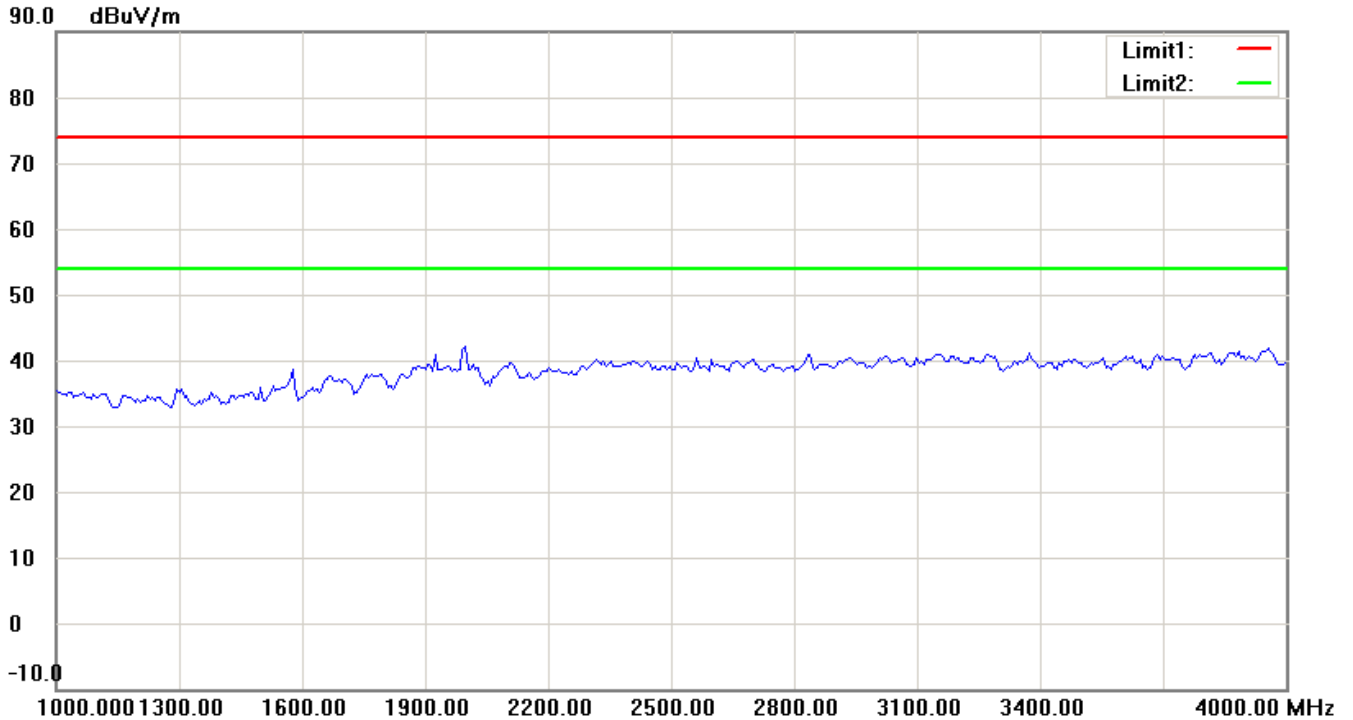
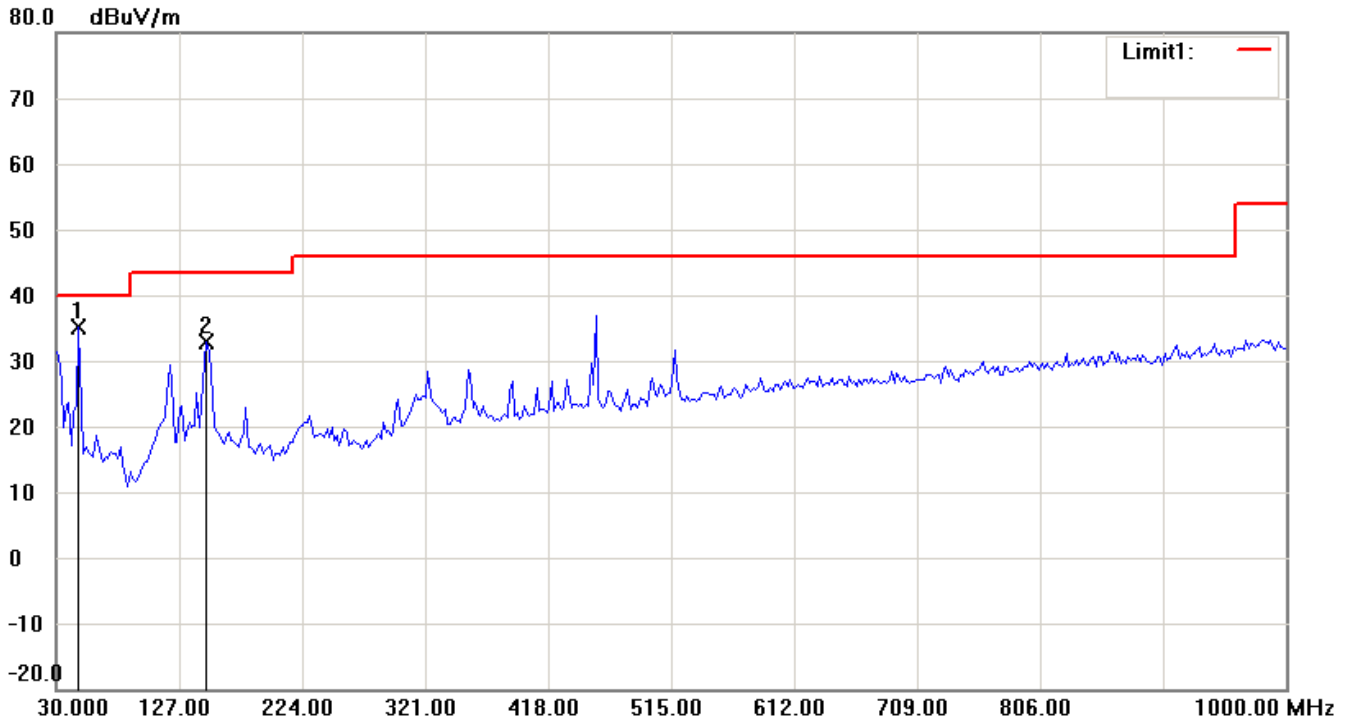
Note:

1. The attached measurement plots are preliminarily pre-scanned with peak detector for determining the final checking frequencies and are for reference only.
2. The some frequencies may exceed the limit line without the specified detectors, but that cannot present the results are failed to the specification of test standard.
3. For corrected test results are listed in the relevant table of radiated test data of this test report.



Registration number: W6M21306-13280-C-1
FCC ID: IR5DK10

Antenna Polarization V



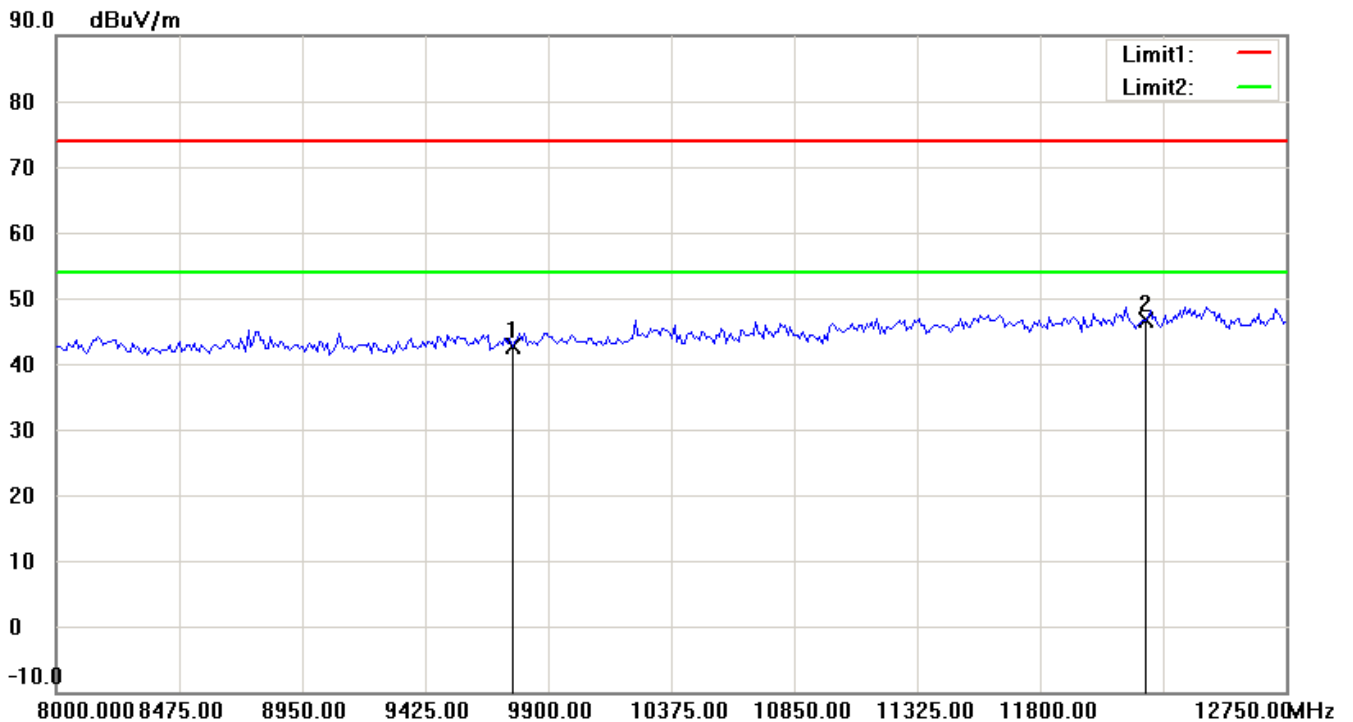
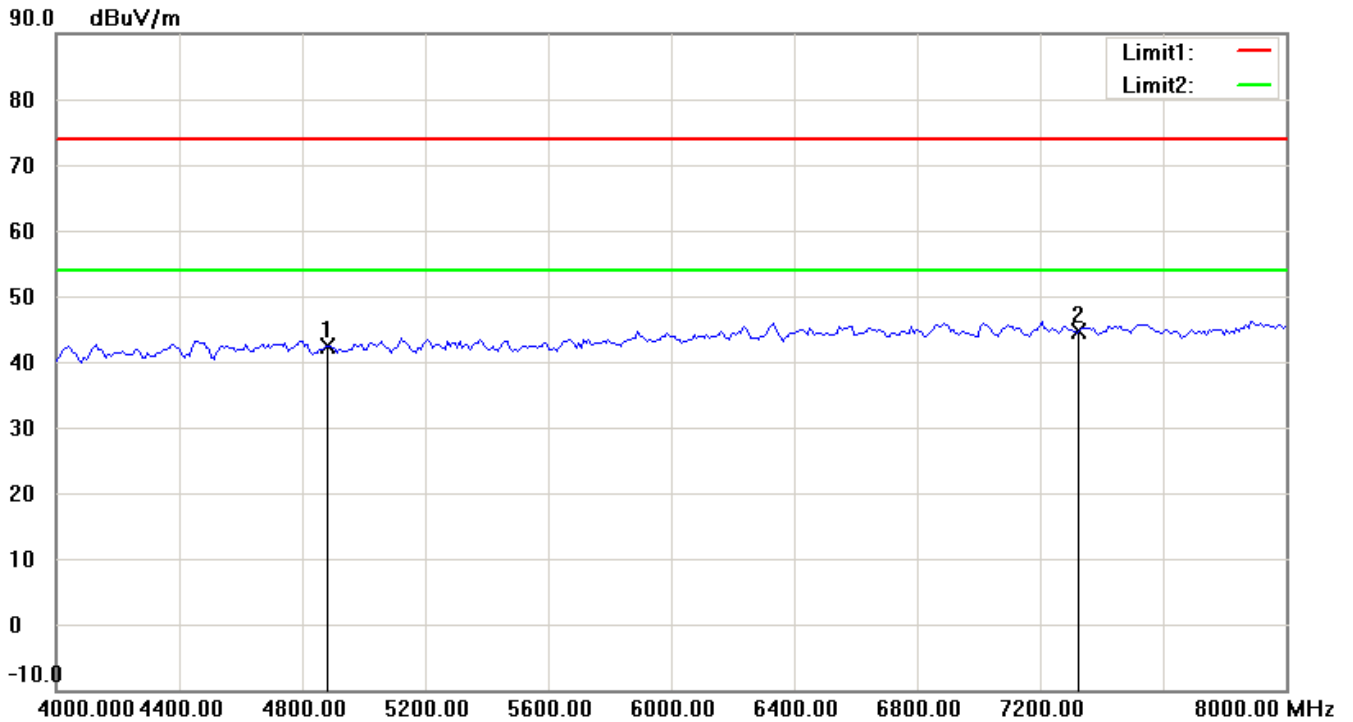
Up Line: Peak Limit Line Down Line: Ave Limit Line

Note:

1. The attached measurement plots are preliminarily pre-scanned with peak detector for determining the final checking frequencies and are for reference only.
2. The some frequencies may exceed the limit line without the specified detectors, but that cannot present the results are failed to the specification of test standard.
3. For corrected test results are listed in the relevant table of radiated test data of this test report.



Registration number: W6M21306-13280-C-1
FCC ID: IR5DK10



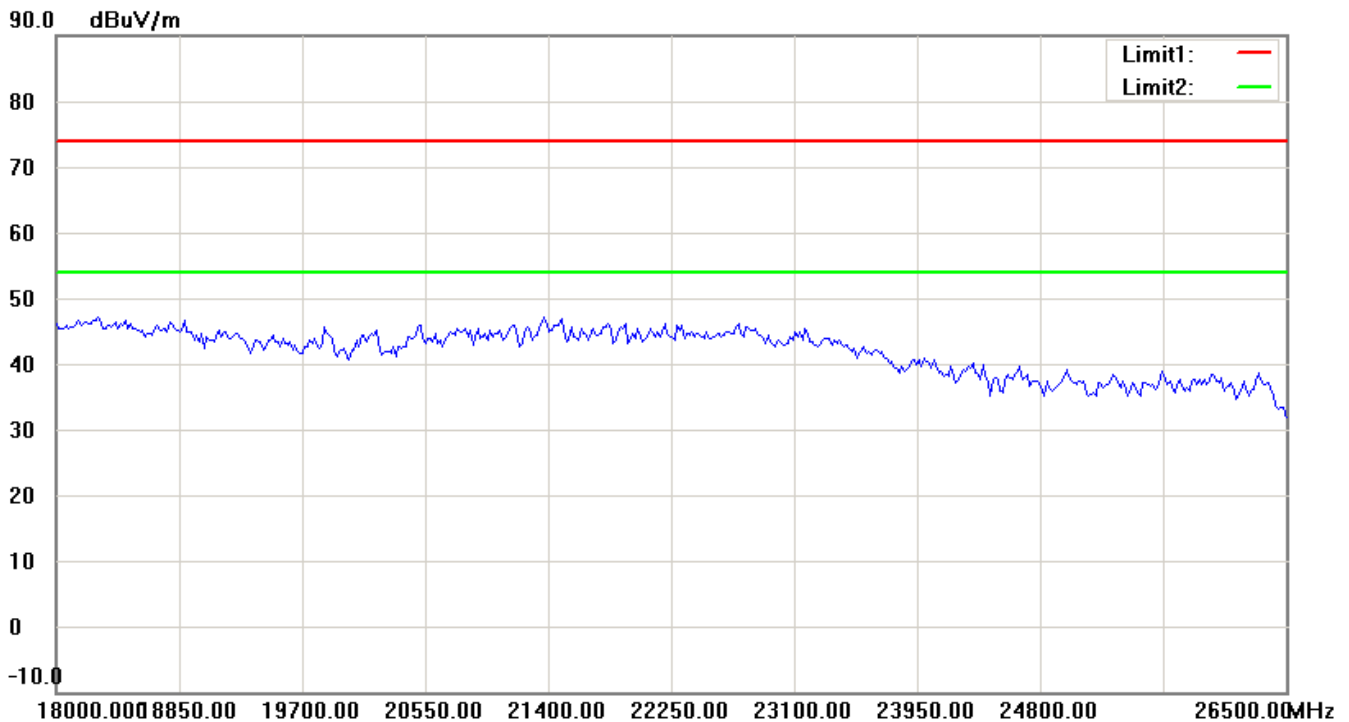
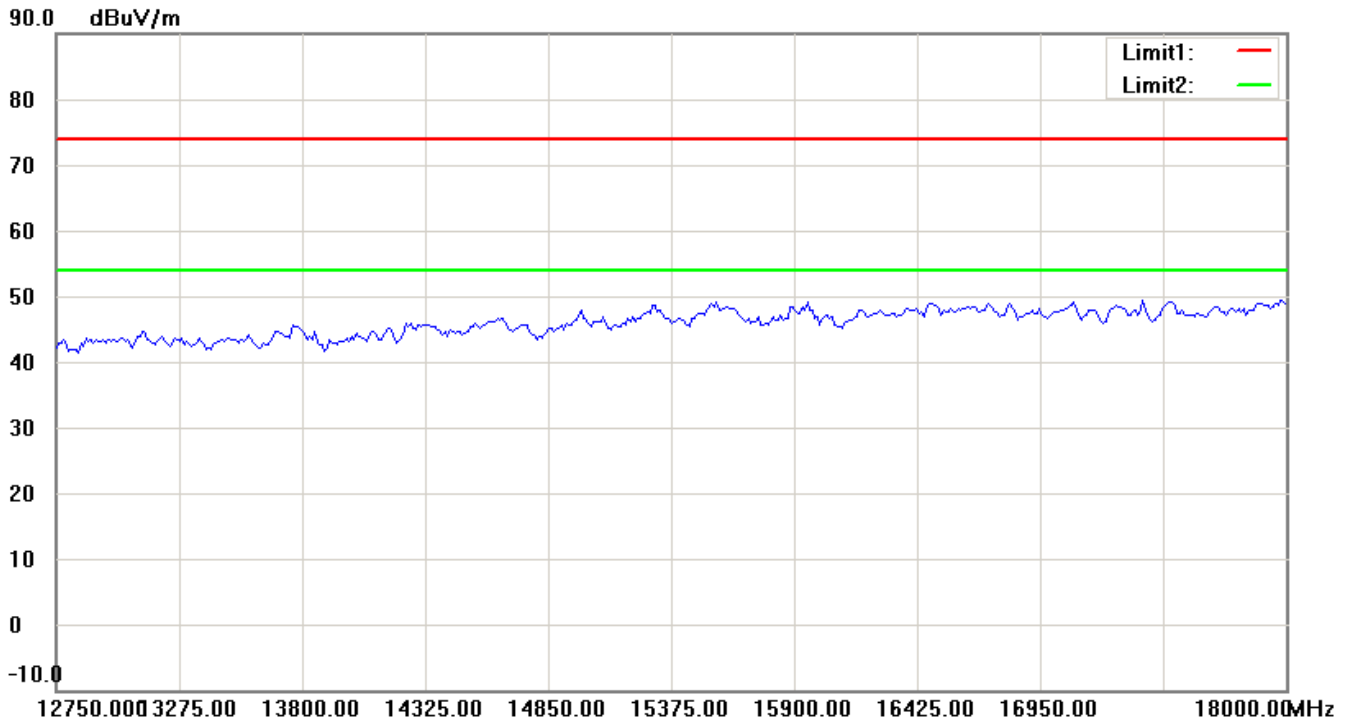
Up Line: Peak Limit Line Down Line: Ave Limit Line

Note:

1. The attached measurement plots are preliminarily pre-scanned with peak detector for determining the final checking frequencies and are for reference only.
2. The some frequencies may exceed the limit line without the specified detectors, but that cannot present the results are failed to the specification of test standard.
3. For corrected test results are listed in the relevant table of radiated test data of this test report.



Registration number: W6M21306-13280-C-1
FCC ID: IR5DK10



Up Line: Peak Limit Line Down Line: Ave Limit Line

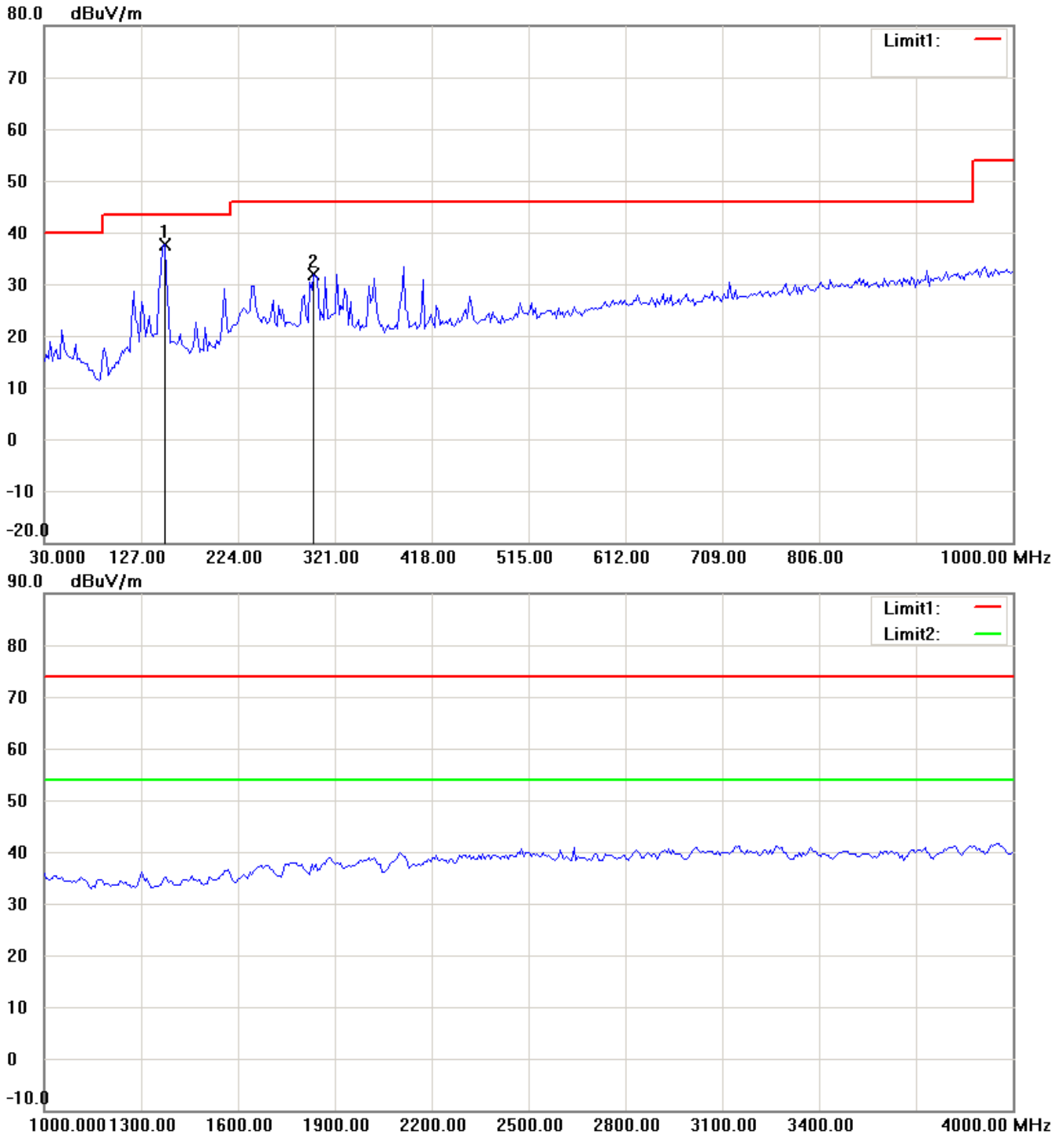
Note:

1. The attached measurement plots are preliminarily pre-scanned with peak detector for determining the final checking frequencies and are for reference only.
2. The some frequencies may exceed the limit line without the specified detectors, but that cannot present the results are failed to the specification of test standard.
3. For corrected test results are listed in the relevant table of radiated test data of this test report.



Registration number: W6M21306-13280-C-1
FCC ID: IR5DK10

TX Bluetooth 4.0 2480MHz
Antenna Polarization H



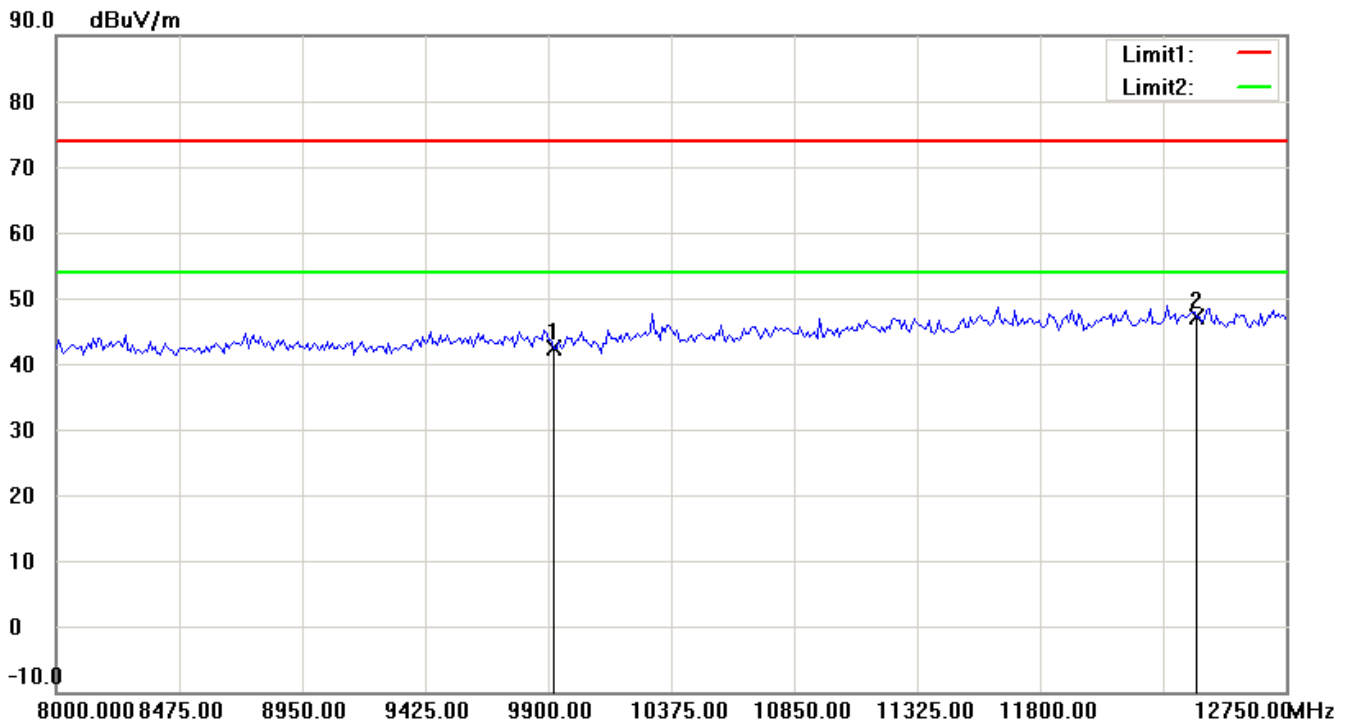
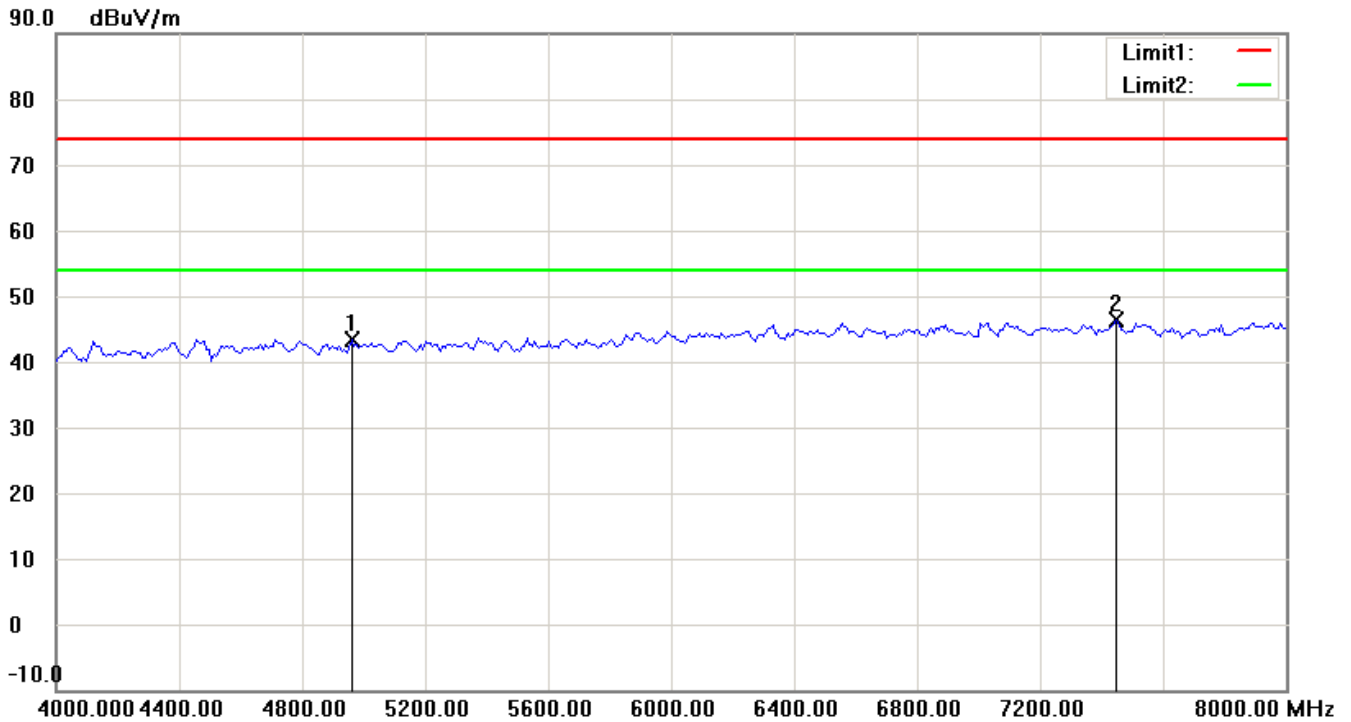
Up Line: Peak Limit Line Down Line: Ave Limit Line

Note:

1. The attached measurement plots are preliminarily pre-scanned with peak detector for determining the final checking frequencies and are for reference only.
2. The some frequencies may exceed the limit line without the specified detectors, but that cannot present the results are failed to the specification of test standard.
3. For corrected test results are listed in the relevant table of radiated test data of this test report.



Registration number: W6M21306-13280-C-1
FCC ID: IR5DK10



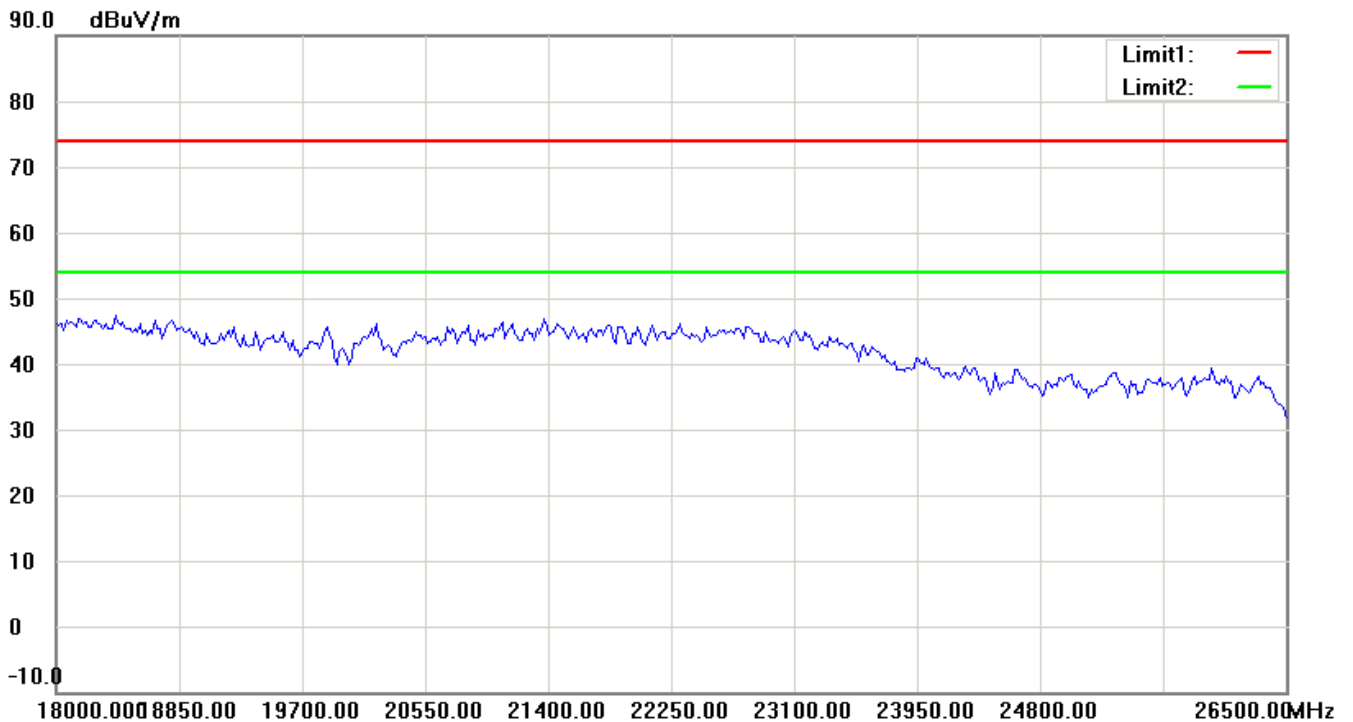
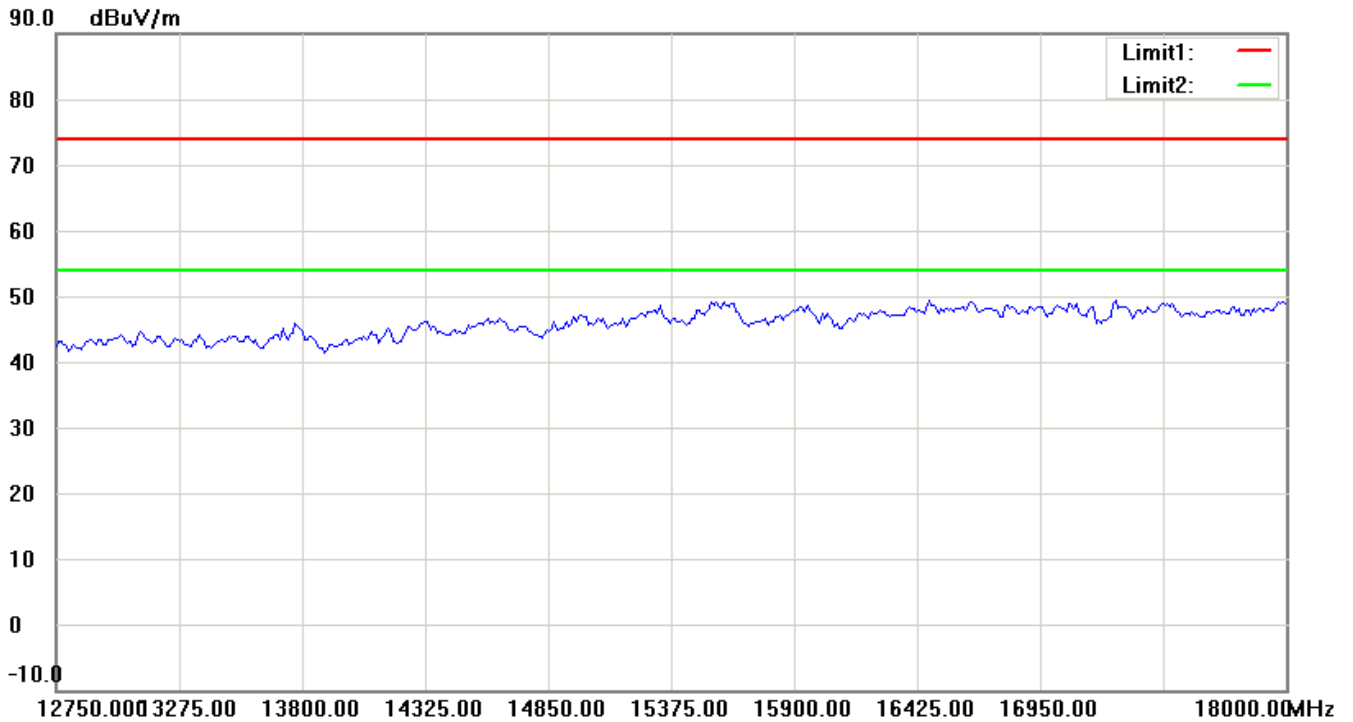
Up Line: Peak Limit Line Down Line: Ave Limit Line

Note:

1. The attached measurement plots are preliminarily pre-scanned with peak detector for determining the final checking frequencies and are for reference only.
2. The some frequencies may exceed the limit line without the specified detectors, but that cannot present the results are failed to the specification of test standard.
3. For corrected test results are listed in the relevant table of radiated test data of this test report.




Registration number: W6M21306-13280-C-1
FCC ID: IR5DK10



Up Line: Peak Limit Line Down Line: Ave Limit Line

Note:

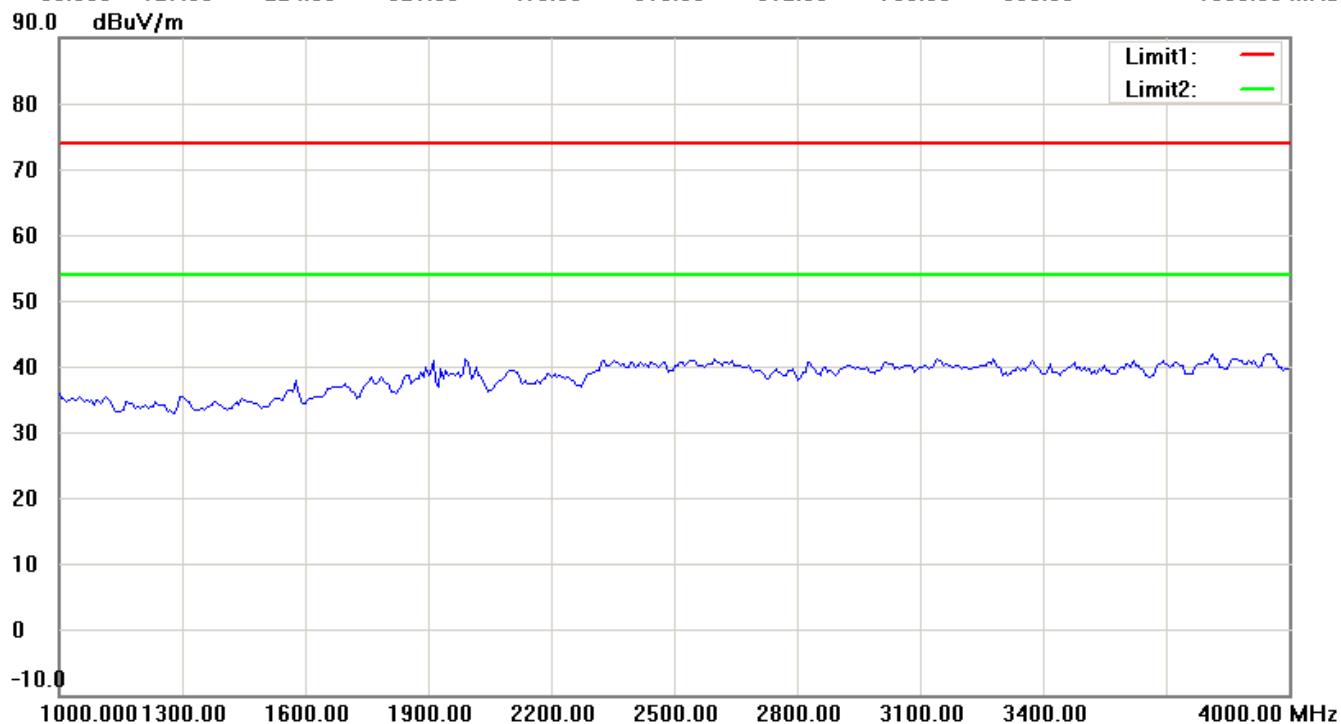
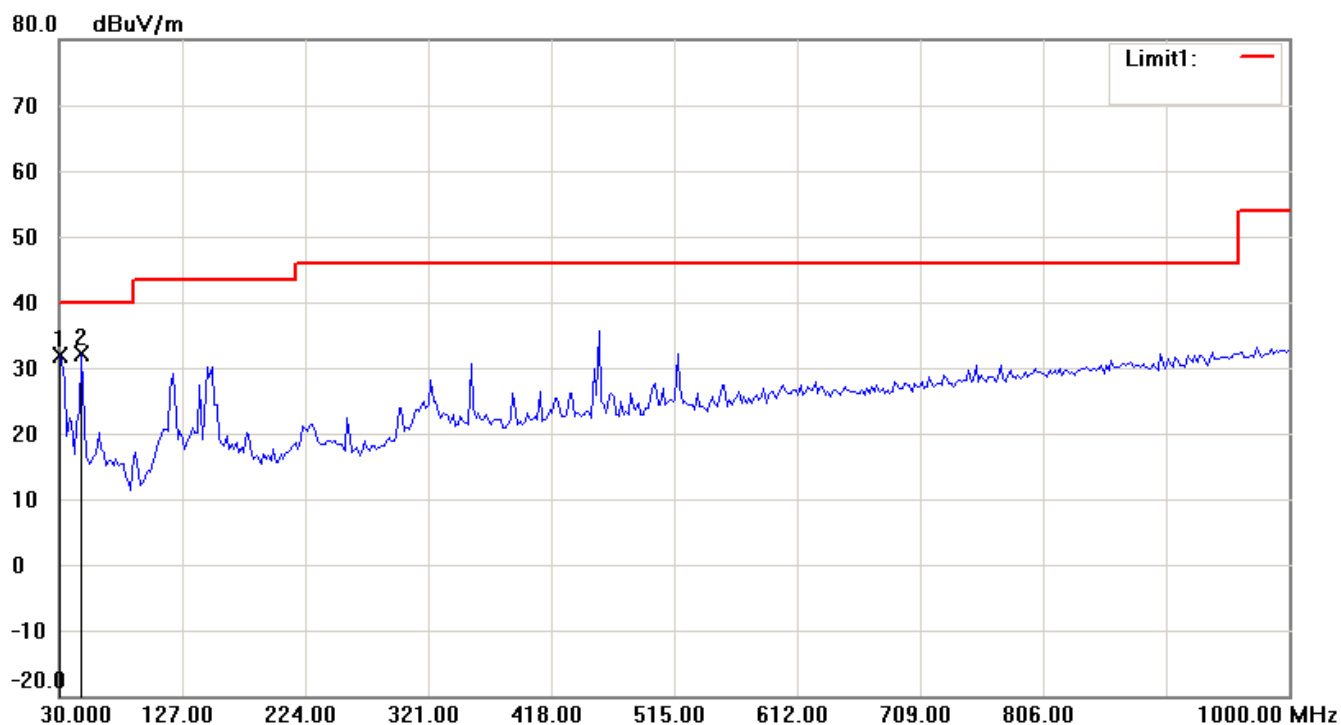
1. The attached measurement plots are preliminarily pre-scanned with peak detector for determining the final checking frequencies and are for reference only.
2. The some frequencies may exceed the limit line without the specified detectors, but that cannot present the results are failed to the specification of test standard.
3. For corrected test results are listed in the relevant table of radiated test data of this test report.



Registration number: W6M21306-13280-C-1

FCC ID: IR5DK10

Antenna Polarization V



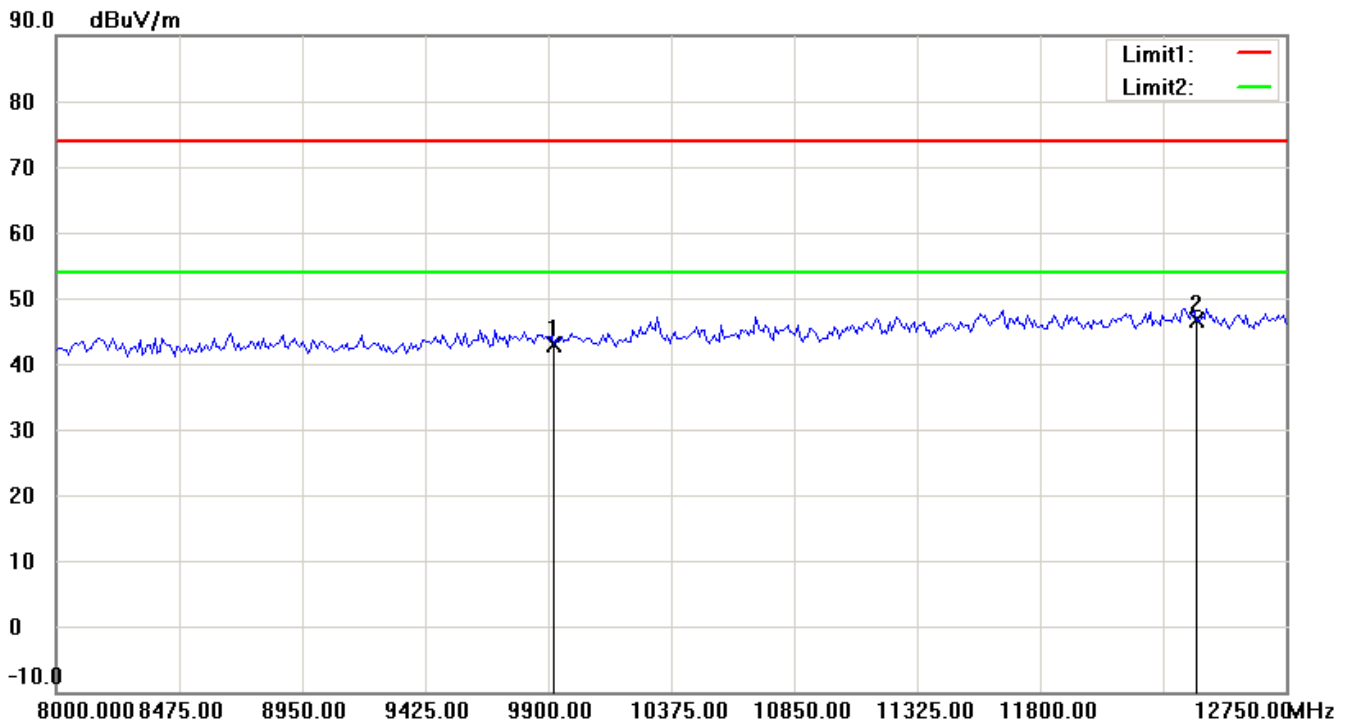
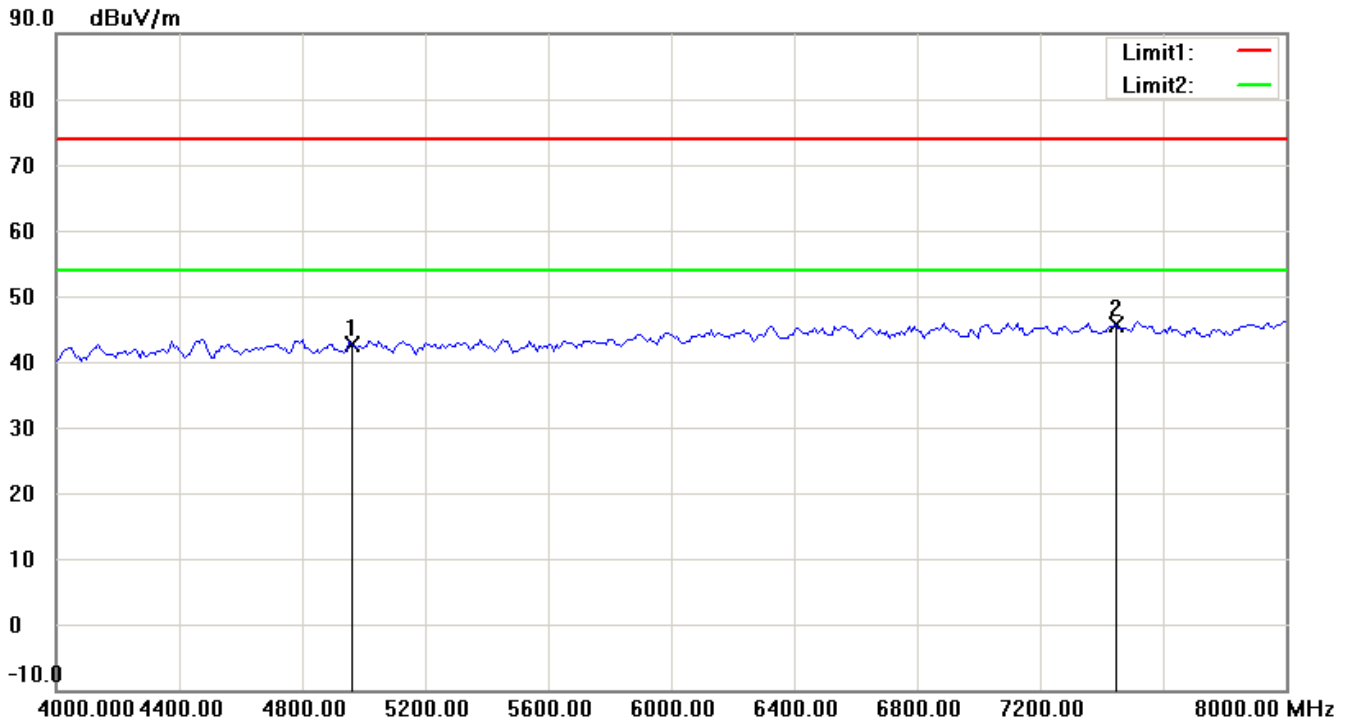
Up Line: Peak Limit Line Down Line: Ave Limit Line

Note:

1. The attached measurement plots are preliminarily pre-scanned with peak detector for determining the final checking frequencies and are for reference only.
2. The some frequencies may exceed the limit line without the specified detectors, but that cannot present the results are failed to the specification of test standard.
3. For corrected test results are listed in the relevant table of radiated test data of this test report.



Registration number: W6M21306-13280-C-1
FCC ID: IR5DK10



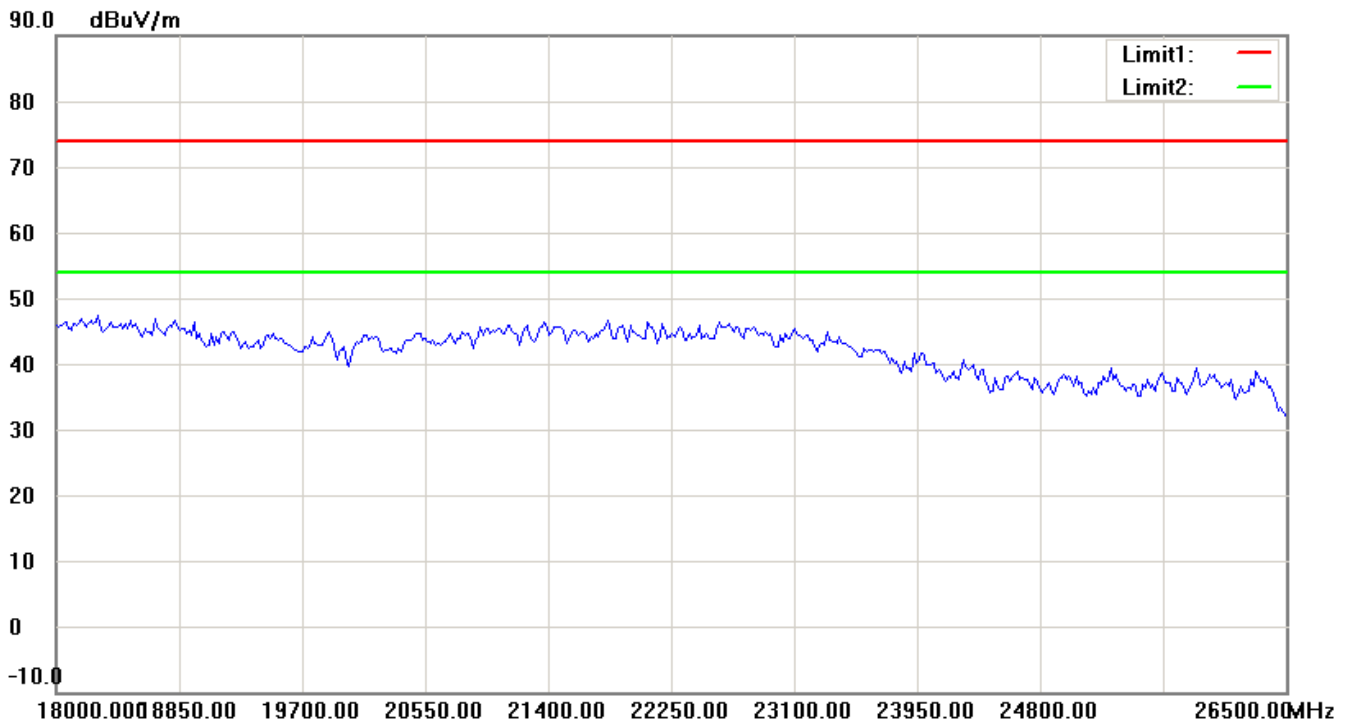
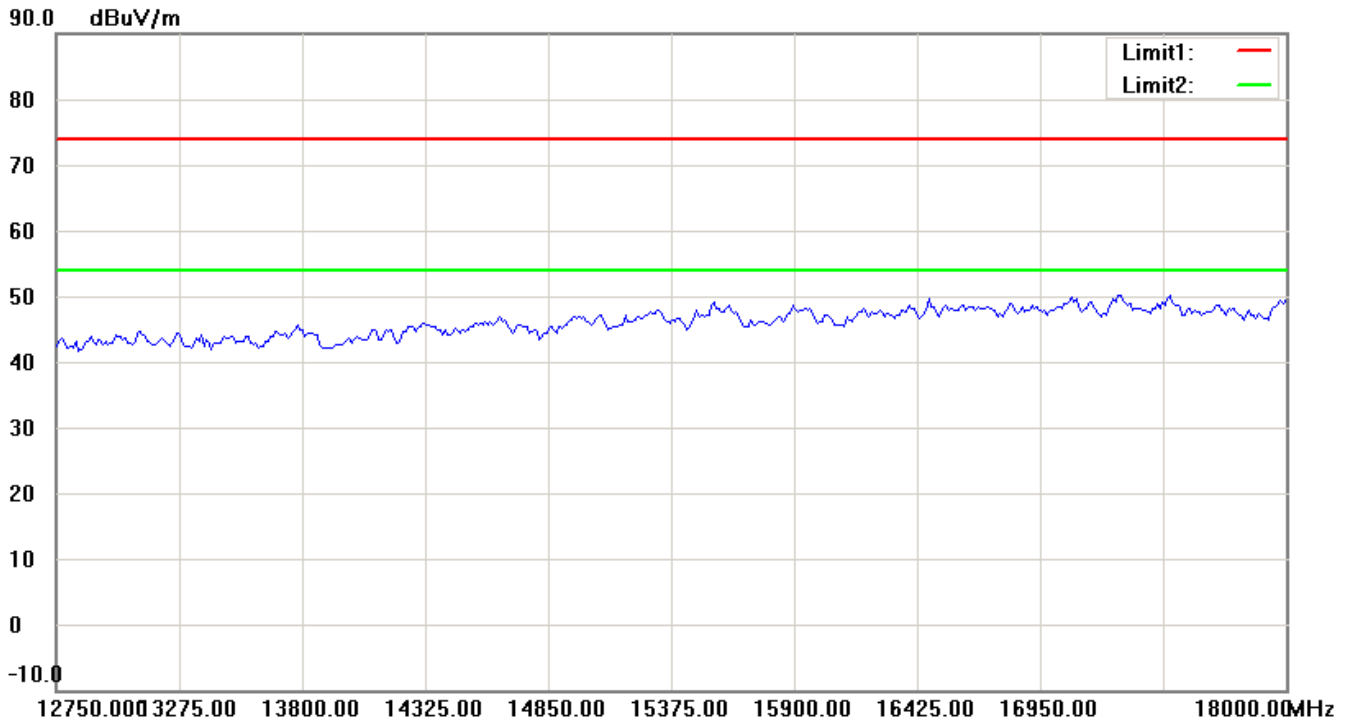
Up Line: Peak Limit Line Down Line: Ave Limit Line

Note:

1. The attached measurement plots are preliminarily pre-scanned with peak detector for determining the final checking frequencies and are for reference only.
2. The some frequencies may exceed the limit line without the specified detectors, but that cannot present the results are failed to the specification of test standard.
3. For corrected test results are listed in the relevant table of radiated test data of this test report.



Registration number: W6M21306-13280-C-1
FCC ID: IR5DK10



Up Line: Peak Limit Line Down Line: Ave Limit Line

Note:

1. The attached measurement plots are preliminarily pre-scanned with peak detector for determining the final checking frequencies and are for reference only.
2. The some frequencies may exceed the limit line without the specified detectors, but that cannot present the results are failed to the specification of test standard.
3. For corrected test results are listed in the relevant table of radiated test data of this test report.