

FCC Radio Test Report

FCC ID: IR5DH8

Report No. : BTL-FCCP-3-2205T007
Equipment : HANDHELD COMPUTER
Model Name : DH8
Brand Name : MilDef Crete Inc.
Applicant : MilDef Crete Inc.
Address : 7F, No.250, Sec.3, PeiShen Rd., Shen Keng District, New Taipei City, Taiwan

Radio Function : WLAN 2.4 GHz

FCC Rule Part(s) : FCC CFR Title 47, Part 15, Subpart C
Measurement Procedure(s) : ANSI C63.10-2013

Date of Receipt : 2022/5/16
Date of Test : 2022/5/16 ~ 2022/8/24
Issued Date : 2022/8/25

The above equipment has been tested and found in compliance with the requirement of the above standards by BTL Inc.

Prepared by : Eric Lee
Eric Lee, Engineer

Approved by : Jerry Chuang
Jerry Chuang, Supervisor

**BTL Inc.**

No.18, Ln. 171, Sec. 2, Jiuzong Rd., Neihu Dist., Taipei City 114, Taiwan

Tel: +886-2-2657-3299

Fax: +886-2-2657-3331

Web: www.newbtl.com

Declaration

BTL represents to the client that testing is done in accordance with standard procedures as applicable and that test instruments used has been calibrated with standards traceable to international standard(s) and/or national standard(s).

BTL's reports apply only to the specific samples tested under conditions. It is manufacture's responsibility to ensure that additional production units of this model are manufactured with the identical electrical and mechanical components. **BTL** shall have no liability for any declarations, inferences or generalizations drawn by the client or others from **BTL** issued reports.

This report is the confidential property of the client. As a mutual protection to the clients, the public and ourselves, the test report shall not be reproduced, except in full, without our written approval.

BTL's laboratory quality assurance procedures are in compliance with the **ISO/IEC 17025** requirements, and accredited by the conformity assessment authorities listed in this test report.

BTL is not responsible for the sampling stage, so the results only apply to the sample as received.

The information, data and test plan are provided by manufacturer which may affect the validity of results, so it is manufacturer's responsibility to ensure that the apparatus meets the essential requirements of applied standards and in all the possible configurations as representative of its intended use.

Limitation

For the use of the authority's logo is limited unless the Test Standard(s)/Scope(s)/Item(s) mentioned in this test report is (are) included in the conformity assessment authorities acceptance respective.

Please note that the measurement uncertainty is provided for informational purpose only and are not use in determining the Pass/Fail results.

CONTENTS

1	SUMMARY OF TEST RESULTS	5
1.1	TEST FACILITY	6
1.2	MEASUREMENT UNCERTAINTY	6
1.3	TEST ENVIRONMENT CONDITIONS	6
1.4	TABLE OF PARAMETERS OF TEST SOFTWARE SETTING	7
2	GENERAL INFORMATION	8
2.1	DESCRIPTION OF EUT	8
2.2	TEST MODES	10
2.3	BLOCK DIAGRAM SHOWING THE CONFIGURATION OF SYSTEM TESTED	11
2.4	SUPPORT UNITS	12
3	AC POWER LINE CONDUCTED EMISSIONS TEST	13
3.1	LIMIT	13
3.2	TEST PROCEDURE	13
3.3	DEVIATION FROM TEST STANDARD	13
3.4	TEST SETUP	14
3.5	TEST RESULT	14
4	RADIATED EMISSIONS TEST	15
4.1	LIMIT	15
4.2	TEST PROCEDURE	16
4.3	DEVIATION FROM TEST STANDARD	16
4.4	TEST SETUP	16
4.5	EUT OPERATING CONDITIONS	17
4.6	TEST RESULT – BELOW 30 MHZ	18
4.7	TEST RESULT – 30 MHZ TO 1 GHZ	18
4.8	TEST RESULT – ABOVE 1 GHZ	18
5	OUTPUT POWER TEST	19
5.1	LIMIT	19
5.2	TEST PROCEDURE	19
5.3	DEVIATION FROM TEST STANDARD	19
5.4	TEST SETUP	19
5.5	EUT OPERATING CONDITIONS	19
5.6	TEST RESULT	19
6	LIST OF MEASURING EQUIPMENTS	20
7	EUT TEST PHOTO	21
8	EUT PHOTOS	21
APPENDIX A	AC POWER LINE CONDUCTED EMISSIONS	22
APPENDIX B	RADIATED EMISSIONS - 30 MHZ TO 1 GHZ	27
APPENDIX C	RADIATED EMISSIONS - ABOVE 1 GHZ	30
APPENDIX D	OUTPUT POWER	115

REVISION HISTORY

Report No.	Version	Description	Issued Date	Note
BTL-FCCP-3-2205T007	R00	Original Report.	2022/8/2	Invalid
BTL-FCCP-3-2205T007	R01	Revised report to address TCB's comments.	2022/8/25	Valid

1 SUMMARY OF TEST RESULTS

Test procedures according to the technical standards.

Standard(s) Section	Description	Test Result	Judgement	Remark
15.207	AC Power Line Conducted Emissions	APPENDIX A	Pass	-----
15.205 15.209 15.247(d)	Radiated Emissions	APPENDIX B APPENDIX C	Pass	-----
15.247(a)	Bandwidth	NOTE (3)	Pass	-----
15.247(b)	Output Power	APPENDIX D	Pass	-----
15.247(e)	Power Spectral Density	NOTE (3)	Pass	-----
15.247(d)	Antenna conducted Spurious Emission	NOTE (3)	Pass	-----
15.203	Antenna Requirement	-----	Pass	-----

NOTE:

- (1) "N/A" denotes test is not applicable in this Test Report.
- (2) The report format version is TP.1.1.1.
- (3) This is to request a Class II permissive change for FCC ID: IR5DH8 (This FCC ID is change ID based on Intel Mobile Communications, the original application information follow as model: AX210NGW, FCC ID: PD9AX210NG, approved on 05/25/2022)
The major change filed under this application is disable RLAN 5 GHz (U-NII 2a, U-NII 2c, U-NII 3) and U-NII 6 GHz.
Since the RF module has been certificated, after evaluation, above test items were criticized and reconfirmed in this report, for other test data can be refer report No.: 200611-03.TR04.
- (4) After spot check, this revision does not change original radio parameters.

1.1 TEST FACILITY

The test facilities used to collect the test data in this report:

No. 68-1, Ln. 169, Sec. 2, Datong Rd., Xizhi Dist., New Taipei City 221, Taiwan

The test sites and facilities are covered under FCC RN: 674415 and DN: TW0659.

- C05 CB08 CB11 CB15 CB16
 SR05

1.2 MEASUREMENT UNCERTAINTY

The reported uncertainty of measurement $y \pm U$, where expanded uncertainty U is based on a standard uncertainty multiplied by a coverage factor of $k = 2$, providing a level of confidence of approximately **95 %**. The measurement instrumentation uncertainty considerations contained in CISPR 16-4-2. The BTL measurement uncertainty is less than the CISPR 16-4-2 U_{cispr} requirement.

A. AC power line conducted emissions test:

Test Site	Method	Measurement Frequency Range	U (dB)
C05	CISPR	150 kHz ~ 30MHz	3.44

B. Radiated emissions test :

Test Site	Measurement Frequency Range	U,(dB)
CB15	0.03 GHz ~ 0.2 GHz	4.17
	0.2 GHz ~ 1 GHz	4.72
	1 GHz ~ 6 GHz	5.21
	6 GHz ~ 18 GHz	5.51
	18 GHz ~ 26 GHz	3.69
	26 GHz ~ 40 GHz	4.23

C. Conducted test :

Test Item	U,(dB)
Output Power	0.3669

NOTE:

Unless specifically mentioned, the uncertainty of measurement has not been taken into account to declare the compliance or non-compliance to the specification.

1.3 TEST ENVIRONMENT CONDITIONS

Test Item	Environment Condition	Test Voltage	Tested by
AC Power Line Conducted Emissions	19 °C, 51 %	AC 120V	Ronald Kao
Radiated emissions below 1 GHz	Refer to data	AC 120V	Eddie Lee
Radiated emissions above 1 GHz	Refer to data	AC 120V	Eddie Lee
Output Power	23.4 °C, 52 %	AC 120V	Angela Wang

1.4 TABLE OF PARAMETERS OF TEST SOFTWARE SETTING

Antenna Mode	SISO_WLAN&BT Antenna					
Test Software	DRTU V22.21090.0.0					
Mode	2412 MHz	2437 MHz	2462 MHz	2467 MHz	2472 MHz	Data Rate
IEEE 802.11b	14.375	14.5	14.5	14.5	14.5	1 Mbps
IEEE 802.11g	14.75	14.75	14.875	14.625	13	6 Mbps
IEEE 802.11n (HT20)	14.875	14.875	15	15	13	HT0
IEEE 802.11ax (HE20)	14.875	14.875	15.125	15.125	13	MCS 0
Modulation Mode	2422 MHz	2437 MHz	2452 MHz	2457 MHz	2462 MHz	Data Rate
IEEE 802.11n (HT40)	14.375	14.375	14.5	12.75	13	HT0
IEEE 802.11ax (HE40)	14.625	14.75	14.75	12.75	13	MCS 0

Antenna Mode	SISO_WLAN Antenna					
Test Software	DRTU V22.21090.0.0					
Mode	2412 MHz	2437 MHz	2462 MHz	2467 MHz	2472 MHz	Data Rate
IEEE 802.11b	14.75	14.875	15.125	15	15	1 Mbps
IEEE 802.11g	15.125	15.25	15.5	15	13	6 Mbps
IEEE 802.11n (HT20)	15.25	15.375	15.625	15.25	13	HT0
IEEE 802.11ax (HE20)	15	15.125	15.375	15.375	13	MCS 0
Modulation Mode	2422 MHz	2437 MHz	2452 MHz	2457 MHz	2462 MHz	Data Rate
IEEE 802.11n (HT40)	14.875	15	15.125	12.75	13	HT0
IEEE 802.11ax (HE40)	14.875	15	15.125	12.75	13	MCS 0

Antenna Mode	MMO					
Test Software	DRTU V22.21090.0.0					
Mode	2412 MHz	2437 MHz	2462 MHz	2467 MHz	2472 MHz	Data Rate
IEEE 802.11n (HT20)	12.125	12.25	12.5	12.5	11.75	HT8
IEEE 802.11ax (HE20)	12.375	12.375	12.75	12.75	11.75	MCS 0
Modulation Mode	2422 MHz	2437 MHz	2452 MHz	2457 MHz	2462 MHz	Data Rate
IEEE 802.11n (HT40)	11.625	11.625	11.75	10	10.75	HT8
IEEE 802.11ax (HE40)	12.25	12.375	12.375	10	10.75	MCS 0

2 GENERAL INFORMATION

2.1 DESCRIPTION OF EUT

Equipment	HANDHELD COMPUTER
Model Name	DH8
Brand Name	MilDef Crete Inc.
Model Difference	N/A
Power Source	#1 DC voltage supplied from External Power Supply. #2 Supplied from battery.
Power Rating	#1 I/P: 100-240V~50-60Hz 1.5A MAX. O/P: 5.0V---3.0A 15.0W or 9.0V---3.0A 27.0W or 12.0V---3.0A 36.0W or 15.0V---3.0A 45.0W or 20.0V---3.0A 60.0W #2 7.2V---2500mAh/18Wh
Products Covered	1 * Adapter: ADAPTER TECH / CDP060A1-P200 1 * Battery: BDH82A
WIFI+BT Module	Intel / AX210NGW
Operation Band	2400 MHz ~ 2483.5 MHz
Operation Frequency	2412 MHz ~ 2472 MHz
Maximum Output Power -SISO WLAN&BT Antenna	IEEE 802.11b: 17.11 dBm (0.0514 W) IEEE 802.11g: 19.50 dBm (0.0891 W) IEEE 802.11n (HT20): 19.64 dBm (0.0920 W) IEEE 802.11n (HT40): 20.67 dBm (0.1167 W) IEEE 802.11ax (HEW 20): 19.66 dBm (0.0925 W) IEEE 802.11ax (HEW 40): 20.61 dBm (0.1151 W)
Maximum Output Power -SISO WLAN Antenna	IEEE 802.11b: 17.13 dBm (0.0516 W) IEEE 802.11g: 19.42 dBm (0.0875 W) IEEE 802.11n (HT20): 19.60 dBm (0.0912 W) IEEE 802.11n (HT40): 20.72 dBm (0.1180 W) IEEE 802.11ax (HEW 20): 19.61 dBm (0.0914 W) IEEE 802.11ax (HEW 40): 20.56 dBm (0.1138 W)
Maximum Output Power -MIMO	IEEE 802.11n (HT20): 19.74 dBm (0.0942 W) IEEE 802.11n (HT40): 20.91 dBm (0.1233 W) IEEE 802.11ax (HEW 20): 20.19 dBm (0.1044 W) IEEE 802.11ax (HEW 40): 21.71 dBm (0.1483 W)
Test Model	DH8
Sample Status	Engineering Sample
EUT Modification(s)	N/A

NOTE:

(1) For a more detailed features description, please refer to the manufacturer's specifications or the user's manual.

(2) Channel List:

Channel	Frequency (MHz)	Channel	Frequency (MHz)	Channel	Frequency (MHz)
01	2412	06	2437	11	2462
02	2417	07	2442	12	2467
03	2422	08	2447	13	2472
04	2427	09	2452		
05	2432	10	2457		

(3) Table for Filed Antenna:

Antenna	Manufacture	Part Number	Type	Connector	Frequency Range (MHz)	Gain (dBi)
WLAN&BT Antenna	N/A	G983190000	PIFA	N/A	2400	-1.46
					2450	2.33
					2500	0.19
					5150	-2.13
					5250	2.05
WLAN Antenna	N/A	G983190001	PIFA	N/A	2400	-1.87
					2450	-2.13
					2500	-2.05
					5150	-2.02
					5250	2.82

2.2 TEST MODES

Test Items	Test mode	Channel	Note
AC power line conducted emissions	Normal/Idle	-	-
Transmitter Radiated Emissions (below 1GHz)	IEEE 802.11b	06	-
Transmitter Radiated Emissions (above 1GHz)	IEEE 802.11b	01/11/12/13	Bandedge
	IEEE 802.11g		
	IEEE 802.11n (HT20)		
	IEEE 802.11ax (HE20)	03/09/10/11	
	IEEE 802.11n (HT40)		
	IEEE 802.11ax (HE40)		
Transmitter Radiated Emissions (above 1GHz)	IEEE 802.11b	01/06/11/12/13	Harmonic
	IEEE 802.11g		
	IEEE 802.11n (HT20)		
	IEEE 802.11ax (HE20)	03/06/09	
	IEEE 802.11n (HT40)		
	IEEE 802.11ax (HE40)		
Output Power	IEEE 802.11b	01/06/11/12/13	-
	IEEE 802.11g		
	IEEE 802.11n (HT20)		
	IEEE 802.11ax (HE20)	03/06/09/10/11	
	IEEE 802.11n (HT40)		
	IEEE 802.11ax (HE40)		

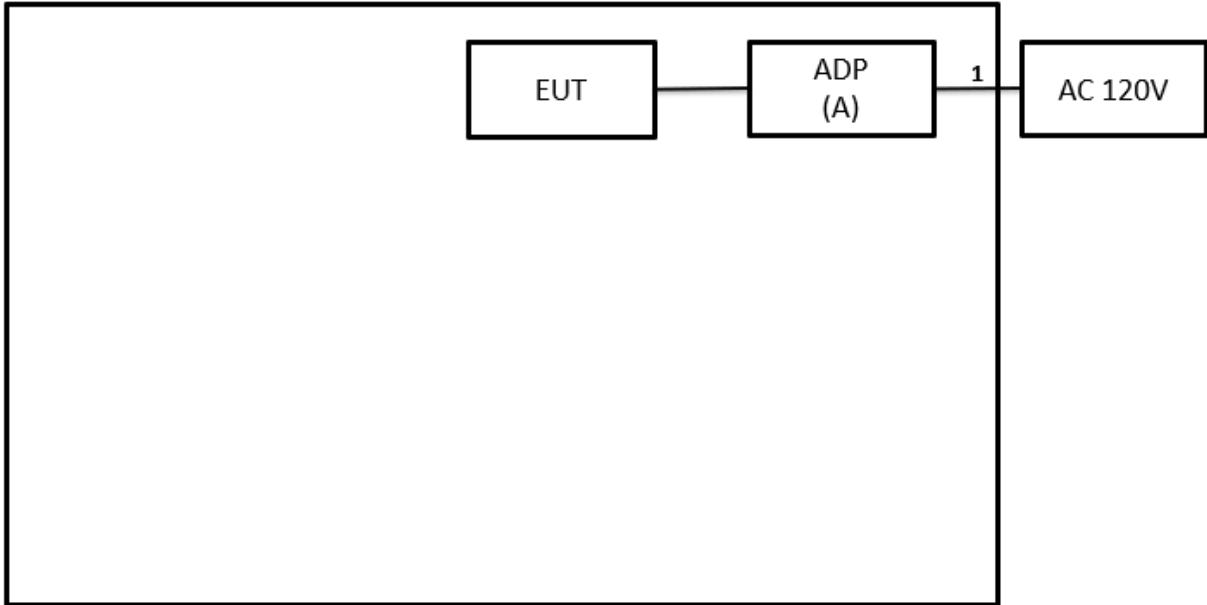
NOTE:

- (1) The Radiated emissions test was verified based on the worst conducted power and Bandwidth test results reported in the original report.
- (2) For radiated emission band edge test, both Vertical and Horizontal are evaluated, but only the worst case (Horizontal) is recorded.
- (3) All X, Y and Z axes are evaluated, but only the worst case (Z axis) is recorded.

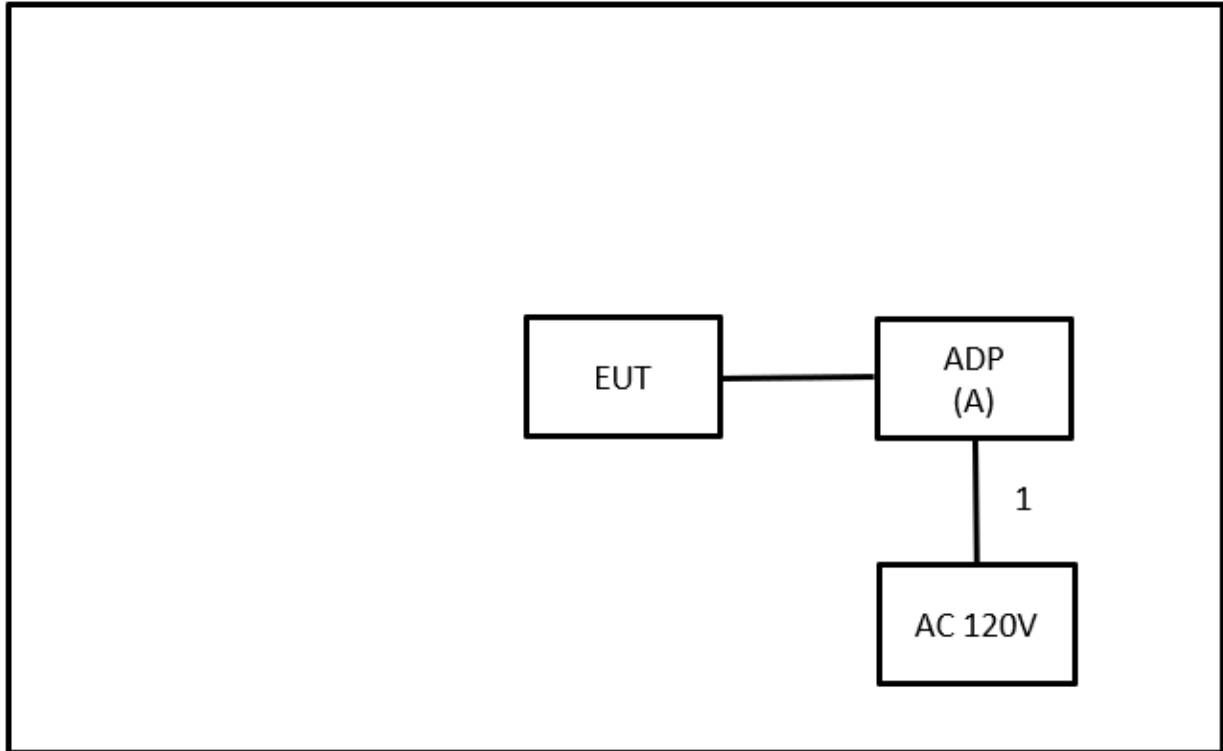
2.3 BLOCK DIAGRAM SHOWING THE CONFIGURATION OF SYSTEM TESTED

Equipment letters and Cable numbers refer to item numbers described in the tables of clause 2.4.

AC Power Line Conducted Emissions Test



Radiated Emissions Test



2.4 SUPPORT UNITS

Item	Equipment	Brand	Model No.	Series No.	Remarks
A	Adapter	ADAPTER TECH	CDP060A1-P200	N/A	Supplied by test requester.

Item	Shielded	Ferrite Core	Length	Cable Type	Remarks
1	N/A	N/A	1.8m	Power Cord	Supplied by test requester.

3 AC POWER LINE CONDUCTED EMISSIONS TEST

3.1 LIMIT

Frequency (MHz)	Limit (dB μ V)	
	Quasi-peak	Average
0.15 - 0.5	66 - 56 *	56 - 46 *
0.50 - 5.0	56	46
5.0 - 30.0	60	50

NOTE:

- (1) The tighter limit applies at the band edges.
- (2) The limit of " * " marked band means the limitation decreases linearly with the logarithm of the frequency in the range.
- (3) The test result calculated as following:
 Measurement Value = Reading Level + Correct Factor
 Correct Factor = Insertion Loss + Cable Loss + Attenuator Factor (if use)
 Margin Level = Measurement Value – Limit Value

Calculation example:

Reading Level		Correct Factor		Measurement Value
38.22	+	3.45	=	41.67

Measurement Value		Limit Value		Margin Level
41.67	-	60	=	-18.33

The following table is the setting of the receiver.

Receiver Parameter	Setting
Attenuation	10 dB
Start Frequency	0.15 MHz
Stop Frequency	30 MHz
IF Bandwidth	9 KHz

3.2 TEST PROCEDURE

- a. The EUT was placed 0.8 m above the horizontal ground plane with the EUT being connected to the power mains through a line impedance stabilization network (LISN).
 All other support equipment were powered from an additional LISN(s).
 The LISN provides 50 Ohm/50uH of impedance for the measuring instrument.
- b. Interconnecting cables that hang closer than 40 cm to the ground plane shall be folded back and forth in the center forming a bundle to keep the cable above 40 cm.
- c. Excess I/O cables that are not connected to a peripheral shall be bundled in the center.
 The end of the cable will be terminated, using the correct terminating impedance.
 The overall length shall not exceed 1 m.
- d. The LISN is spaced at least 80 cm from the nearest part of the EUT chassis.
- e. For the actual test configuration, please refer to the related Item - EUT TEST PHOTO.

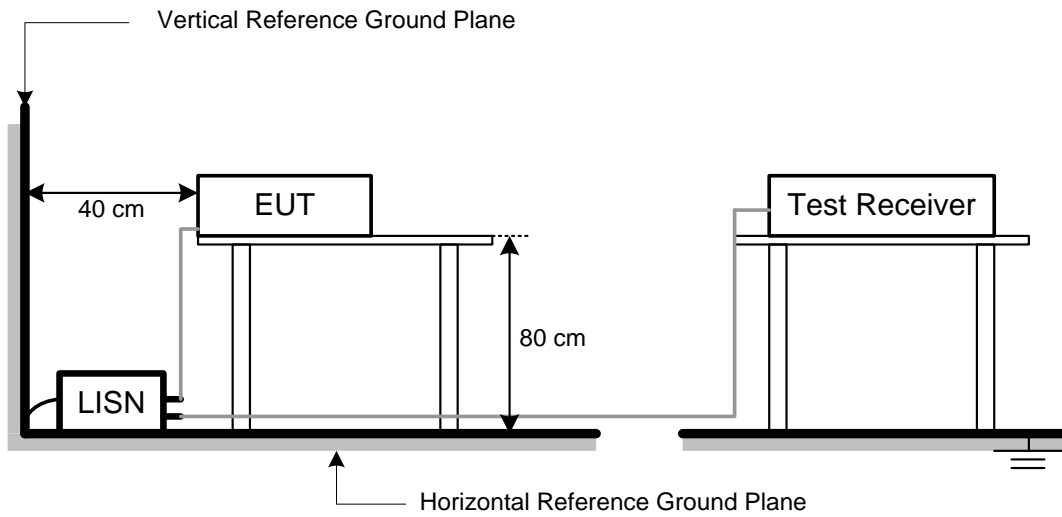
NOTE:

- (1) In the results, each reading is marked as Peak, QP or AVG per the detector used.
 BW=9 kHz (6 dB Bandwidth)
- (2) All readings are Peak unless otherwise stated QP or AVG in column of Note. Both the QP and the AVG readings must be less than the limit for compliance.

3.3 DEVIATION FROM TEST STANDARD

No deviation.

3.4 TEST SETUP



3.5 TEST RESULT

Please refer to the APPENDIX A.

4 RADIATED EMISSIONS TEST

4.1 LIMIT

In case the emission fall within the restricted band specified on 15.205, then the 15.209 limit in the table below has to be followed.

LIMITS OF RADIATED EMISSIONS MEASUREMENT (9 kHz to 1000 MHz)

Frequency (MHz)	Field Strength (microvolts/meter)	Measurement Distance (meters)
0.009~0.490	2400/F(KHz)	300
0.490~1.705	24000/F(KHz)	30
1.705~30.0	30	30
30~88	100	3
88~216	150	3
216~960	200	3
960~1000	500	3

LIMITS OF RADIATED EMISSIONS MEASUREMENT (Above 1000 MHz)

Frequency (MHz)	Radiated Emissions (dBuV/m)		Measurement Distance (meters)
	Peak	Average	
Above 1000	74	54	3

NOTE:

- (1) The limit for radiated test was performed according to FCC Part 15, Subpart C.
- (2) The tighter limit applies at the band edges.
- (3) Emission level (dBuV/m)=20log Emission level (uV/m).
- (4) The test result calculated as following:

Measurement Value = Reading Level + Correct Factor

Correct Factor = Antenna Factor + Cable Loss - Amplifier Gain(if use)

Margin Level = Measurement Value - Limit Value

Calculation example:

Reading Level		Correct Factor		Measurement Value
19.11	+	2.11	=	21.22

Measurement Value		Limit Value		Margin Level
21.22	-	54	=	-32.78

Spectrum Parameter	Setting
Attenuation	Auto
Start Frequency	1000 MHz
Stop Frequency	10th carrier harmonic
RBW / VBW (Emission in restricted band)	1MHz / 3MHz for Peak, 1MHz / 1/T for Average

Spectrum Parameter	Setting
Attenuation	Auto
Start ~ Stop Frequency	9KHz~90KHz for PK/AVG detector
Start ~ Stop Frequency	90KHz~110KHz for QP detector
Start ~ Stop Frequency	110KHz~490KHz for PK/AVG detector
Start ~ Stop Frequency	490KHz~30MHz for QP detector
Start ~ Stop Frequency	30MHz~1000MHz for QP detector

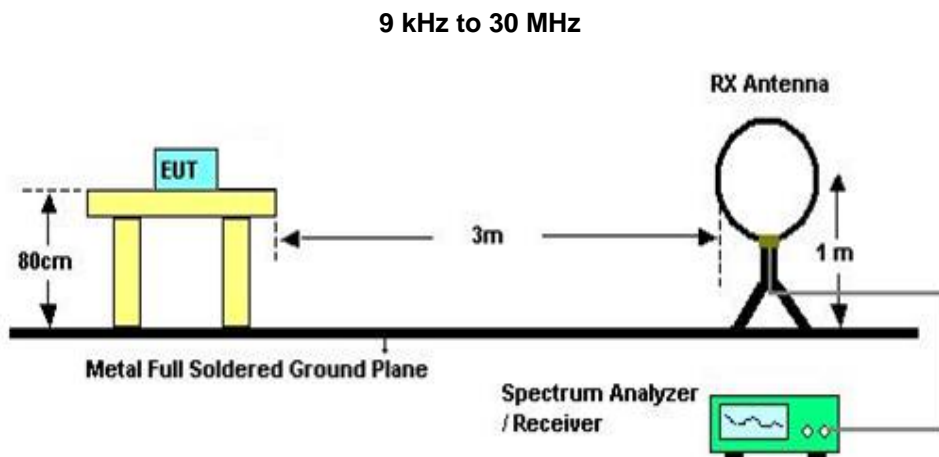
4.2 TEST PROCEDURE

- a. The measuring distance of 3 m shall be used for measurements. The EUT was placed on the top of a rotating table 0.8 meter above the ground at a 3 meter semi-anechoic chamber. The table was rotated 360 degrees to determine the position of the highest radiation.(below 1GHz)
- b. The measuring distance of 3 m shall be used for measurements. The EUT was placed on the top of a rotating table 1.5 meter above the ground at a 3 meter semi-anechoic chamber. The table was rotated 360 degrees to determine the position of the highest radiation.(above 1GHz)
- c. The height of the equipment or of the substitution antenna shall be 0.8 m or 1.5 m, the height of the test antenna shall vary between 1 m to 4 m. Both horizontal and vertical polarizations of the antenna are set to make the measurement.
- d. For each suspected emission, the EUT was arranged to its worst case and then the antenna was tuned to heights find the maximum reading (used Bore sight function).
- e. The receiver system was set to peak and average detect function and specified bandwidth with maximum hold mode when the test frequency is above 1GHz.
- f. The initial step in collecting radiated emission data is a receiver peak detector mode pre-scanning the measurement frequency range. Significant peaks are then marked and then Quasi Peak detector mode re-measured.
- g. All readings are Peak unless otherwise stated QP in column of Note. Peak denotes that the Peak reading compliance with the QP Limits and then QP Mode measurement didn't perform. (below 1GHz)
- h. All readings are Peak Mode value unless otherwise stated AVG in column of Note. If the Peak Mode Measured value compliance with the Peak Limits and lower than AVG Limits, the EUT shall be deemed to meet both Peak & AVG Limits and then only Peak Mode was measured, but AVG Mode didn't perform. (above 1GHz)
- i. For the actual test configuration, please refer to the related Item – EUT TEST PHOTO.

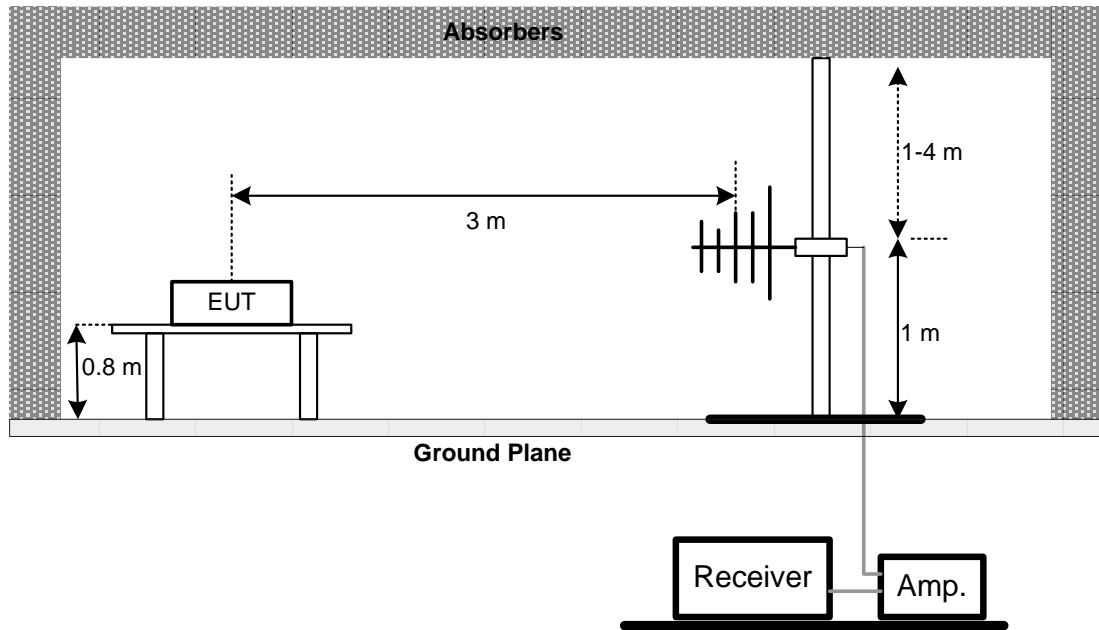
4.3 DEVIATION FROM TEST STANDARD

No deviation.

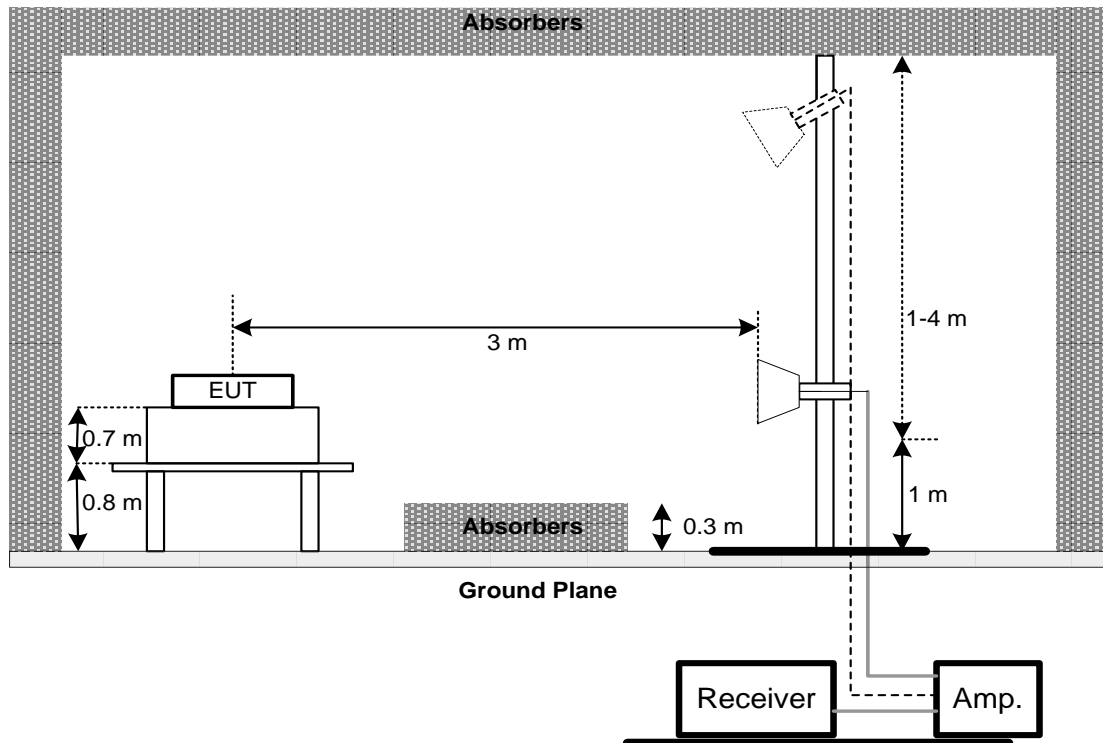
4.4 TEST SETUP



30 MHz to 1 GHz



Above 1 GHz



4.5 EUT OPERATING CONDITIONS

The EUT was programmed to be in continuously transmitting mode.

NOTE:

- (1) Distance extrapolation factor = $40 \log (\text{specific distance} / \text{test distance})$ (dB).
- (2) Limit line = specific limits (dBuV) + distance extrapolation factor.

4.6 TEST RESULT – BELOW 30 MHZ

There were no emissions found below 30 MHz within 20 dB of the limit.

4.7 TEST RESULT – 30 MHZ TO 1 GHZ

Please refer to the APPENDIX B.

4.8 TEST RESULT – ABOVE 1 GHZ

Please refer to the APPENDIX C.

NOTE:

- (1) No limit: This is fundamental signal, the judgment is not applicable.
For fundamental signal judgment was referred to Peak output test.

5 OUTPUT POWER TEST

5.1 LIMIT

FCC Part15, Subpart C (15.247)		
Section	Test Item	Limit
15.247(b)	Maximum Output Power	1 Watt or 30dBm

5.2 TEST PROCEDURE

- a. The EUT was directly connected to the power meter and antenna output port as show in the block diagram below.
- b. The maximum peak conducted output power was performed in accordance with FCC KDB 558074 D01 15.247 Meas Guidance.
- c. Subclause 11.9.1.1 of ANSI C63.10 is applied. The maximum peak conducted output power may be measured using a broadband peak RF power meter.
The power meter shall have a video bandwidth that is greater than or equal to the DTS bandwidth and shall use a fast-responding diode detector.

5.3 DEVIATION FROM TEST STANDARD

No deviation.

5.4 TEST SETUP



5.5 EUT OPERATING CONDITIONS

The EUT was programmed to be in continuously transmitting mode.

5.6 TEST RESULT

Please refer to the APPENDIX D.

6 LIST OF MEASURING EQUIPMENTS

AC Power Line Conducted Emissions						
Item	Kind of Equipment	Manufacturer	Type No.	Serial No.	Calibrated Date	Calibrated Until
1	TWO-LINE V-NETWORK	R&S	ENV216	101051	2022/3/29	2023/3/28
2	Test Cable	EMCI	EMCCFD300-BM-BMR-6000	170714	2022/5/2	2023/5/1
3	EMI Test Receiver	R&S	ESR 7	101433	2021/11/24	2022/11/23
4	Measurement Software	EZ	EZ EMC (Version NB-03A1-01)	N/A	N/A	N/A

Radiated Emissions						
Item	Kind of Equipment	Manufacturer	Type No.	Serial No.	Calibrated Date	Calibrated Until
1	Preamplifier	EMCI	EMC02325	980217	2022/4/6	2023/4/5
2	Preamplifier	EMCI	EMC012645B	980222	2022/4/6	2023/4/5
3	Preamplifier	EMCI	EMC001340	980555	2022/4/6	2023/4/5
4	Test Cable	EMCI	EMC104-SM-1000	180809	2022/4/6	2023/4/5
5	Test Cable	EMCI	EMC104-SM-SM-2500	160413	2022/4/6	2023/4/5
6	Test Cable	EMCI	EMC-SM-SM-7000	180408	2022/4/6	2023/4/5
7	Signal Analyzer	Agilent	N9010A	MY56480554	2021/8/25	2022/8/24
8	Loop Ant	Electro-Metrics	EMCI-LPA600	274	2021/6/1	2022/5/31
					2022/6/16	2023/6/15
9	Broad-Band Horn Antenna	Schwarzbeck	BBHA 9120 D	9120D-1333	2021/11/18	2022/11/17
10	Horn Ant	Schwarzbeck	BBHA 9170	340	2021/7/9	2022/7/8
					2022/5/18	2023/5/17
11	Trilog-Broadband Antenna	Schwarzbeck	VULB 9168	9168-352	2021/8/11	2022/8/10
					2022/8/4	2023/8/3
12	5dB Attenuator	EMCI	EMCI-N-6-05	AT-N0625	2021/8/11	2022/8/10
					2022/8/4	2023/8/3
13	Measurement Software	EZ	EZ EMC (Version NB-03A1-01)	N/A	N/A	N/A

Output Power						
Item	Kind of Equipment	Manufacturer	Type No.	Serial No.	Calibrated Date	Calibrated Until
1	Power Meter	Anritsu	ML2487A	6K00004714	2021/8/15	2022/8/14
2	Power Sensor	Anritsu	MA2491A	034138	2021/8/15	2022/8/14

Output Power For Channel 12/13						
Item	Kind of Equipment	Manufacturer	Type No.	Serial No.	Calibrated Date	Calibrated Until
1	Power Meter	Keysight	8990B	MY51000517	2022/3/18	2023/3/17
2	Power Sensor	Keysight	N1923A	MY58310005	2022/3/18	2023/3/17

Remark: "N/A" denotes no model name, no serial no. or no calibration specified.
All calibration period of equipment list is one year.

7 EUT TEST PHOTO

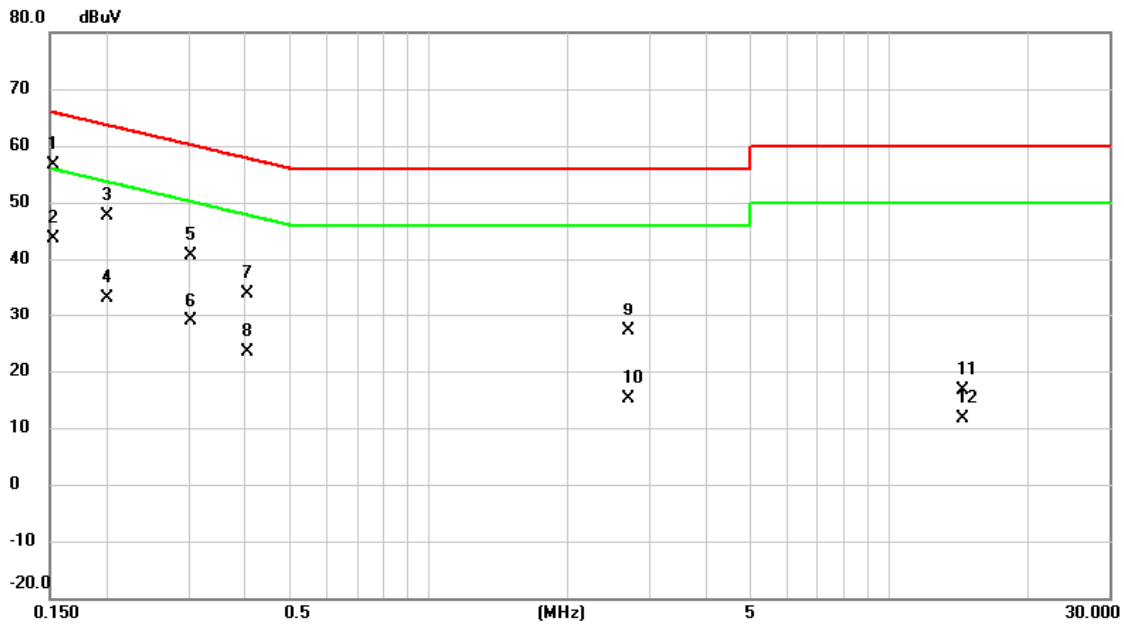
Please refer to document Appendix No.: TP-2205T007-FCCP-1 (APPENDIX-TEST PHOTOS).

8 EUT PHOTOS

Please refer to document Appendix No.: EP-2205T007-1 (APPENDIX-EUT PHOTOS).

APPENDIX A AC POWER LINE CONDUCTED EMISSIONS

Test Mode	Normal	Tested Date	2022/5/27
Test Frequency	-	Phase	Line

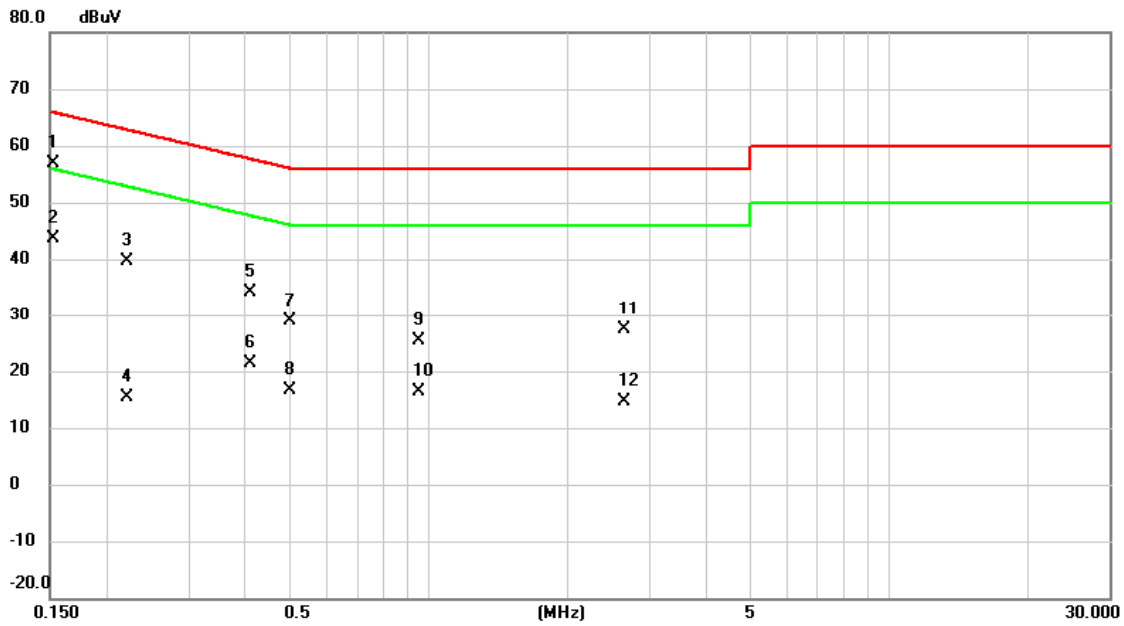


No.	Mk.	Freq. MHz	Reading Level dBuV	Correct Factor dB	Measure- ment dBuV	Limit dBuV	Over dB	Detector	Comment
1	*	0.1522	47.00	9.67	56.67	65.88	-9.21	QP	
2		0.1522	33.90	9.67	43.57	55.88	-12.31	AVG	
3		0.1995	37.90	9.67	47.57	63.63	-16.06	QP	
4		0.1995	23.40	9.67	33.07	53.63	-20.56	AVG	
5		0.3030	30.90	9.65	40.55	60.16	-19.61	QP	
6		0.3030	19.30	9.65	28.95	50.16	-21.21	AVG	
7		0.4042	24.10	9.67	33.77	57.77	-24.00	QP	
8		0.4042	13.60	9.67	23.27	47.77	-24.50	AVG	
9		2.7015	17.40	9.84	27.24	56.00	-28.76	QP	
10		2.7015	5.40	9.84	15.24	46.00	-30.76	AVG	
11		14.4600	6.40	10.11	16.51	60.00	-43.49	QP	
12		14.4600	1.60	10.11	11.71	50.00	-38.29	AVG	

REMARKS:

- (1) Measurement Value = Reading Level + Correct Factor.
- (2) Margin Level = Measurement Value - Limit Value.

Test Mode	Normal	Tested Date	2022/5/27
Test Frequency	-	Phase	Neutral

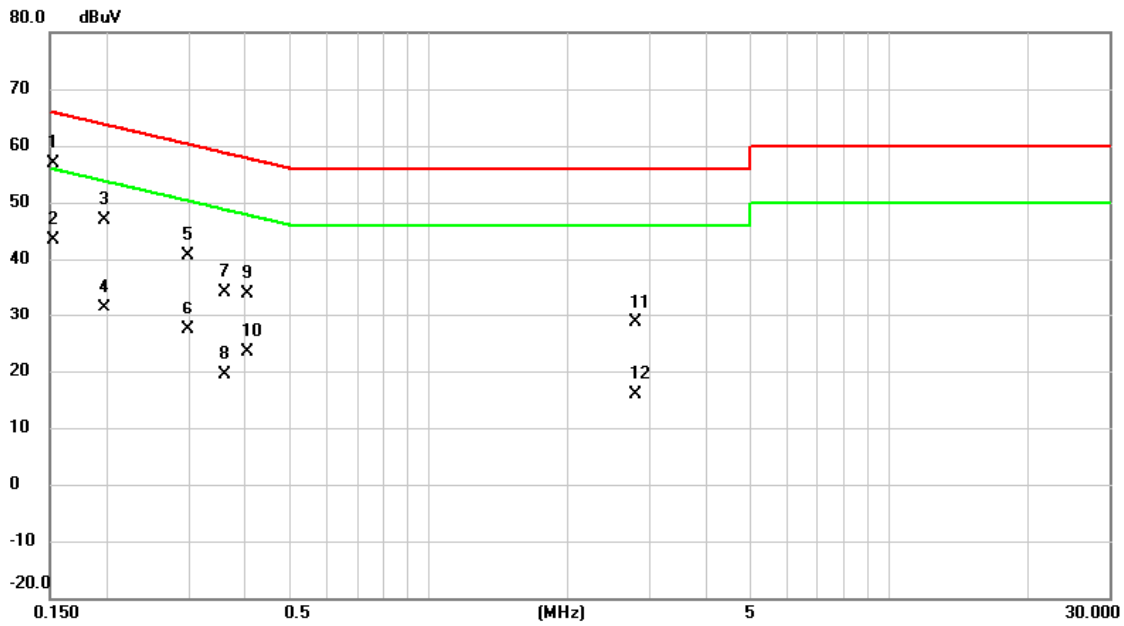


No.	Mk.	Freq. MHz	Reading Level dBuV	Correct Factor dB	Measure- ment dBuV	Limit dBuV	Over dB	Detector	Comment
1	*	0.1522	47.30	9.67	56.97	65.88	-8.91	QP	
2		0.1522	34.00	9.67	43.67	55.88	-12.21	AVG	
3		0.2198	29.90	9.66	39.56	62.83	-23.27	QP	
4		0.2198	5.80	9.66	15.46	52.83	-37.37	AVG	
5		0.4110	24.50	9.67	34.17	57.63	-23.46	QP	
6		0.4110	11.70	9.67	21.37	47.63	-26.26	AVG	
7		0.5010	19.10	9.69	28.79	56.00	-27.21	QP	
8		0.5010	7.00	9.69	16.69	46.00	-29.31	AVG	
9		0.9510	15.70	9.73	25.43	56.00	-30.57	QP	
10		0.9510	6.70	9.73	16.43	46.00	-29.57	AVG	
11		2.6565	17.50	9.83	27.33	56.00	-28.67	QP	
12		2.6565	4.80	9.83	14.63	46.00	-31.37	AVG	

REMARKS:

- (1) Measurement Value = Reading Level + Correct Factor.
- (2) Margin Level = Measurement Value - Limit Value.

Test Mode	Idle	Tested Date	2022/5/27
Test Frequency	-	Phase	Line

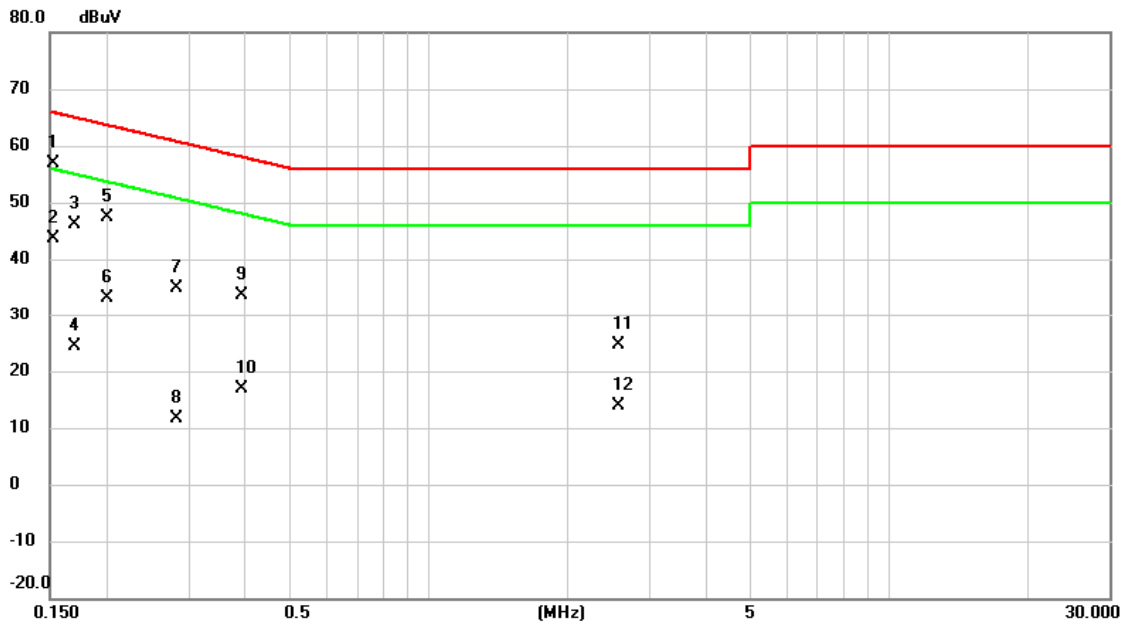


No.	Mk.	Freq. MHz	Reading Level dBuV	Correct Factor dB	Measure- ment dBuV	Limit dBuV	Over dB	Detector	Comment
1	*	0.1522	47.10	9.67	56.77	65.88	-9.11	QP	
2		0.1522	33.80	9.67	43.47	55.88	-12.41	AVG	
3		0.1973	37.20	9.67	46.87	63.72	-16.85	QP	
4		0.1973	21.70	9.67	31.37	53.72	-22.35	AVG	
5		0.2985	30.90	9.66	40.56	60.28	-19.72	QP	
6		0.2985	17.80	9.66	27.46	50.28	-22.82	AVG	
7		0.3615	24.40	9.66	34.06	58.69	-24.63	QP	
8		0.3615	9.70	9.66	19.36	48.69	-29.33	AVG	
9		0.4042	24.10	9.67	33.77	57.77	-24.00	QP	
10		0.4042	13.70	9.67	23.37	47.77	-24.40	AVG	
11		2.8005	18.80	9.84	28.64	56.00	-27.36	QP	
12		2.8005	6.10	9.84	15.94	46.00	-30.06	AVG	

REMARKS:

- (1) Measurement Value = Reading Level + Correct Factor.
- (2) Margin Level = Measurement Value - Limit Value.

Test Mode	Idle	Tested Date	2022/5/27
Test Frequency	-	Phase	Neutral



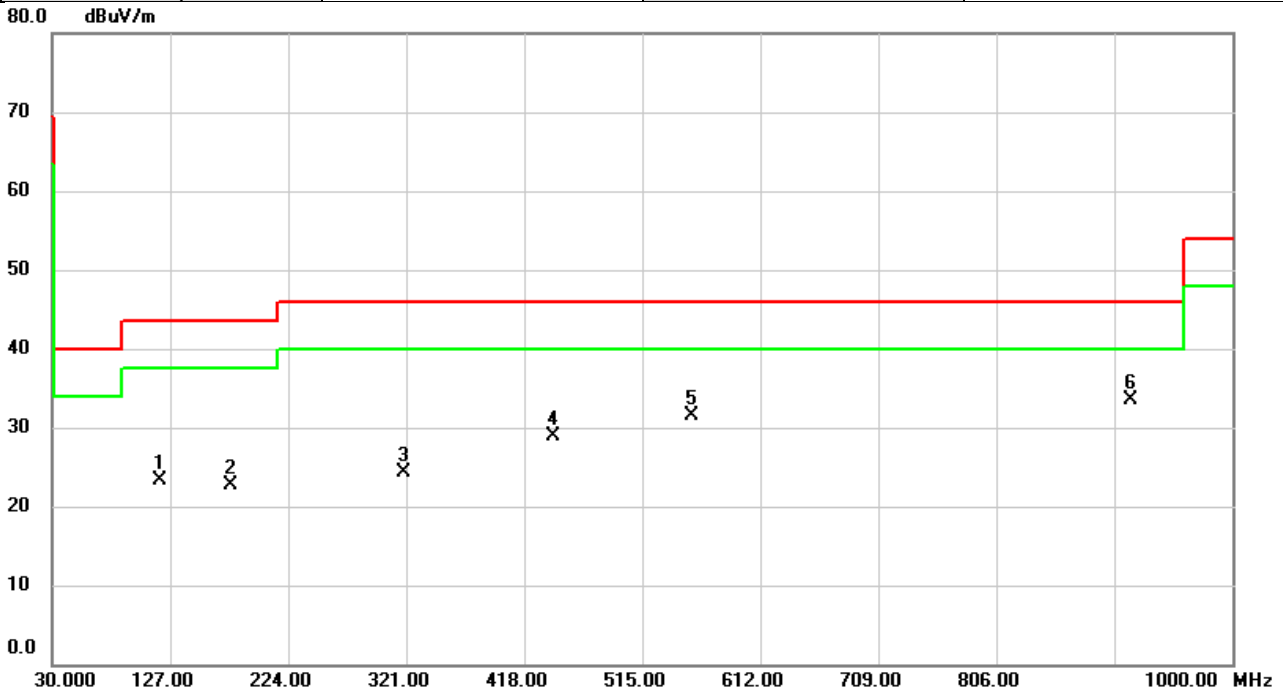
No.	Mk.	Freq. MHz	Reading Level dBuV	Correct Factor dB	Measure- ment dBuV	Limit dBuV	Over dB	Detector	Comment
1	*	0.1522	47.30	9.67	56.97	65.88	-8.91	QP	
2		0.1522	33.90	9.67	43.57	55.88	-12.31	AVG	
3		0.1703	36.40	9.67	46.07	64.95	-18.88	QP	
4		0.1703	14.70	9.67	24.37	54.95	-30.58	AVG	
5		0.1995	37.80	9.66	47.46	63.63	-16.17	QP	
6		0.1995	23.50	9.66	33.16	53.63	-20.47	AVG	
7		0.2827	25.20	9.65	34.85	60.74	-25.89	QP	
8		0.2827	2.10	9.65	11.75	50.74	-38.99	AVG	
9		0.3930	23.90	9.67	33.57	58.00	-24.43	QP	
10		0.3930	7.20	9.67	16.87	48.00	-31.13	AVG	
11		2.5800	14.70	9.83	24.53	56.00	-31.47	QP	
12		2.5800	4.00	9.83	13.83	46.00	-32.17	AVG	

REMARKS:

- (1) Measurement Value = Reading Level + Correct Factor.
- (2) Margin Level = Measurement Value - Limit Value.

APPENDIX B RADIATED EMISSIONS - 30 MHZ TO 1 GHZ

Test Mode	IEEE 802.11b	Test Date	2022/5/26
Test Frequency	2437MHz	Polarization	Vertical
Temp	23°C	Hum.	67%

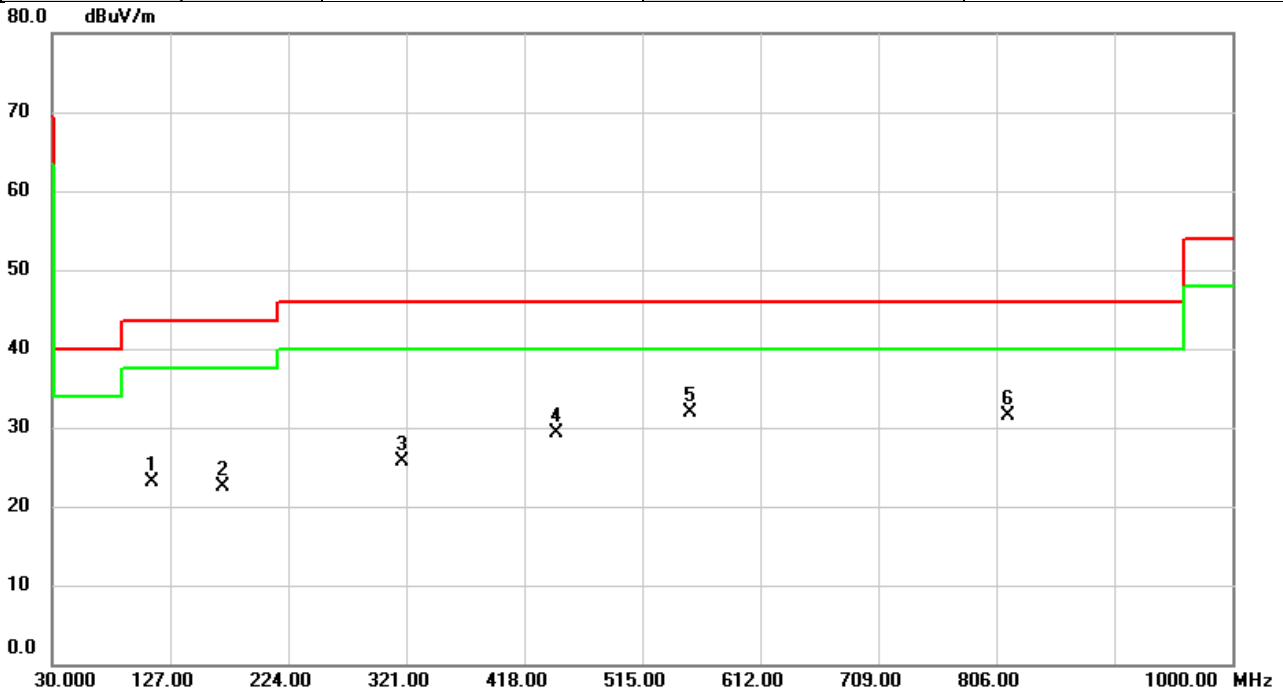


No.	Mk.	Freq.	Reading Level	Correct Factor	Measurement	Limit	Over	Detector	Comment
		MHz	dBuV	dB	dBuV/m	dBuV/m	dB		
1		118.0113	34.60	-11.37	23.23	43.50	-20.27	peak	
2		176.8257	32.80	-10.12	22.68	43.50	-20.82	peak	
3		319.2863	32.13	-7.79	24.34	46.00	-21.66	peak	
4		442.5410	33.24	-4.32	28.92	46.00	-17.08	peak	
5		556.0310	33.89	-2.40	31.49	46.00	-14.51	peak	
6	*	916.6447	29.71	3.84	33.55	46.00	-12.45	peak	

REMARKS:

- (1) Measurement Value = Reading Level + Correct Factor.
- (2) Margin Level = Measurement Value - Limit Value.

Test Mode	IEEE 802.11b	Test Date	2022/5/26
Test Frequency	2437MHz	Polarization	Horizontal
Temp	23°C	Hum.	67%



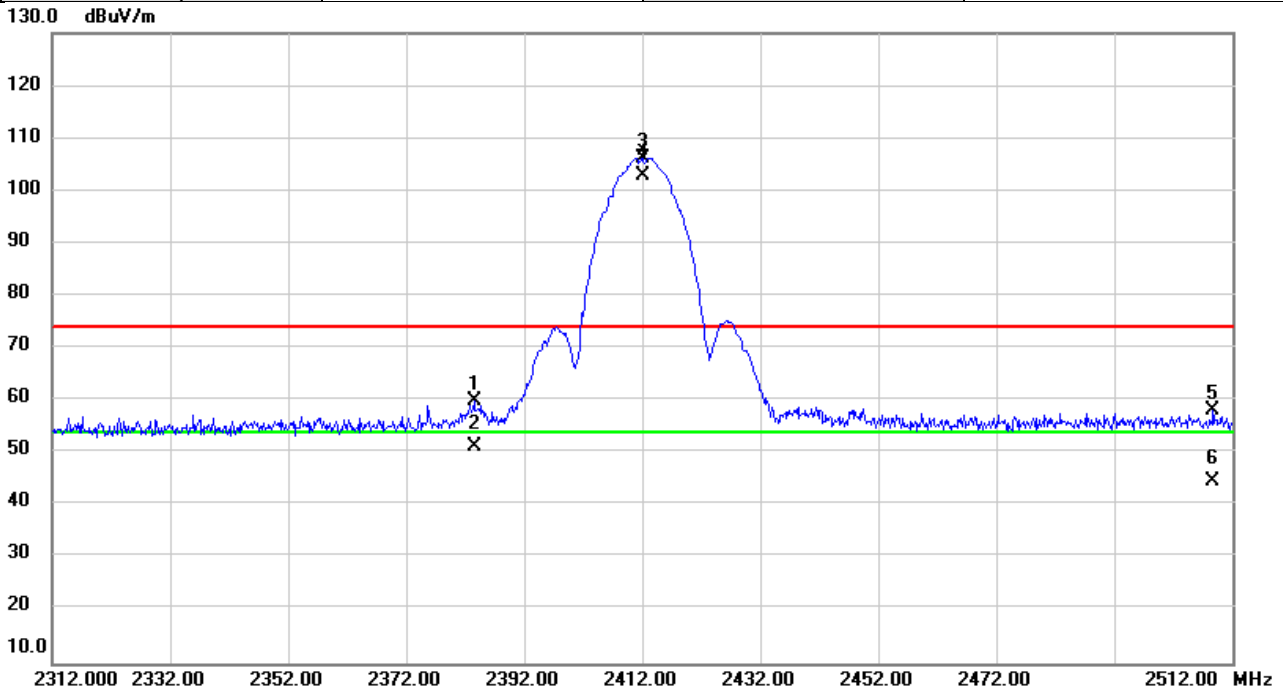
No.	Mk.	Freq. MHz	Reading Level dBuV	Correct Factor dB	Measure- ment dBuV/m	Limit dBuV/m	Over dB	Detector	Comment
1		111.8033	35.05	-12.03	23.02	43.50	-20.48	peak	
2		170.8116	31.97	-9.50	22.47	43.50	-21.03	peak	
3		318.2516	33.43	-7.82	25.61	46.00	-20.39	peak	
4		443.9636	33.61	-4.28	29.33	46.00	-16.67	peak	
5	*	555.0286	34.33	-2.44	31.89	46.00	-14.11	peak	
6		816.0556	29.20	2.29	31.49	46.00	-14.51	peak	

REMARKS:

- (1) Measurement Value = Reading Level + Correct Factor.
- (2) Margin Level = Measurement Value - Limit Value.

APPENDIX C RADIATED EMISSIONS - ABOVE 1 GHZ

Test Mode	IEEE 802.11b	Test Date	2022/5/24
Test Frequency	2412MHz	Polarization	Horizontal
Temp	22°C	Hum.	66%

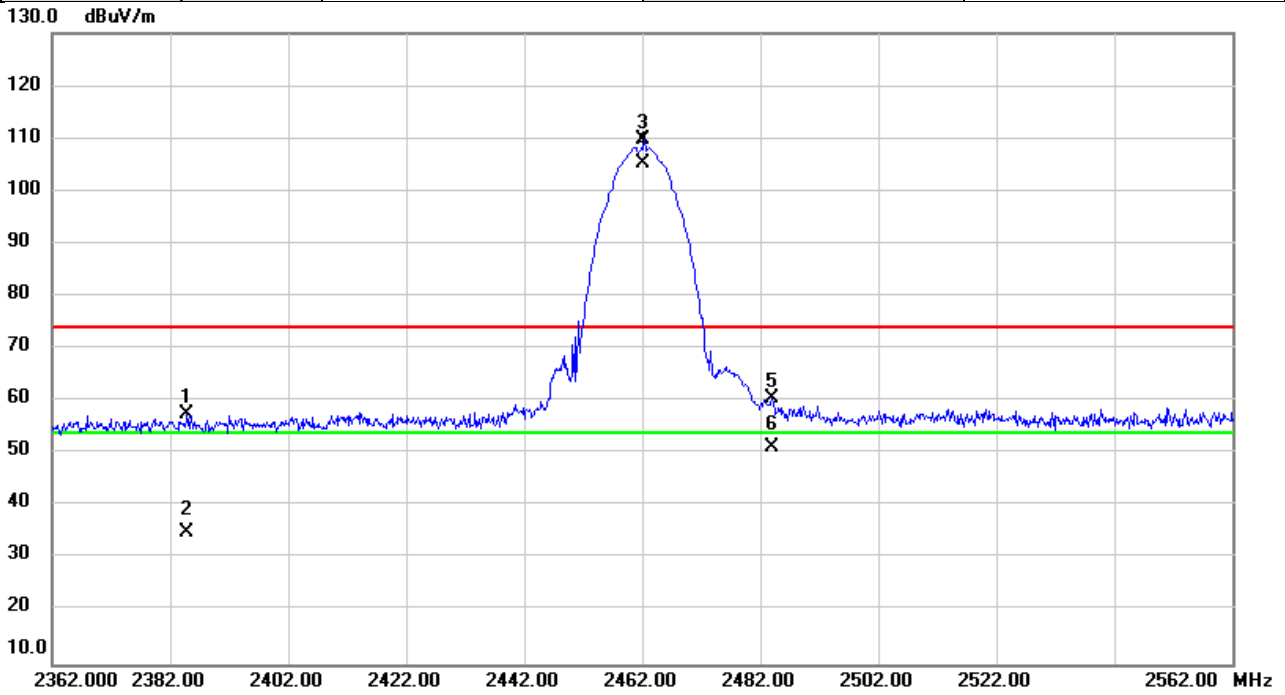


No.	Mk.	Freq.	Reading Level	Correct Factor	Measurement	Limit	Over	Detector	Comment
		MHz	dBuV	dB	dBuV/m	dBuV/m	dB		
1		2383.533	28.80	31.18	59.98	74.00	-14.02	peak	
2		2383.533	20.12	31.18	51.30	54.00	-2.70	AVG	
3	X	2412.000	74.94	31.28	106.22	74.00	32.22	peak	NoLimit
4	*	2412.000	71.69	31.28	102.97	54.00	48.97	AVG	NoLimit
5		2508.727	26.68	31.58	58.26	74.00	-15.74	peak	
6		2508.727	13.15	31.58	44.73	54.00	-9.27	AVG	

REMARKS:

- (1) Measurement Value = Reading Level + Correct Factor.
- (2) Margin Level = Measurement Value - Limit Value.

Test Mode	IEEE 802.11b	Test Date	2022/5/24
Test Frequency	2462MHz	Polarization	Horizontal
Temp	22°C	Hum.	66%

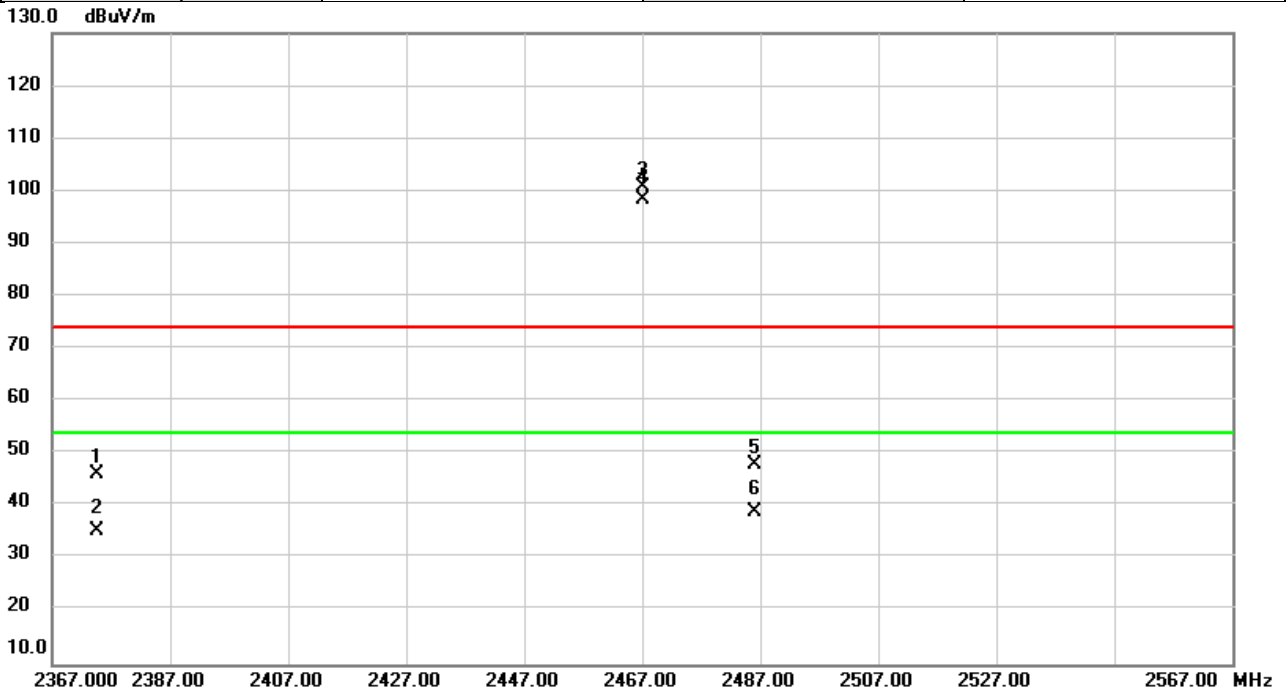


No.	Mk.	Freq.	Reading Level	Correct Factor	Measurement	Limit	Over	Detector	Comment
		MHz	dBuV	dB	dBuV/m	dBuV/m	dB		
1		2384.880	26.27	31.19	57.46	74.00	-16.54	peak	
2		2384.880	3.76	31.19	34.95	54.00	-19.05	AVG	
3	X	2462.000	78.32	31.44	109.76	74.00	35.76	peak	NoLimit
4	*	2462.000	73.69	31.44	105.13	54.00	51.13	AVG	NoLimit
5		2483.900	29.06	31.50	60.56	74.00	-13.44	peak	
6		2483.900	19.65	31.50	51.15	54.00	-2.85	AVG	

REMARKS:

- (1) Measurement Value = Reading Level + Correct Factor.
- (2) Margin Level = Measurement Value - Limit Value.

Test Mode	IEEE 802.11b	Test Date	2022/8/16
Test Frequency	2467MHz	Polarization	Horizontal
Temp	28°C	Hum.	62%

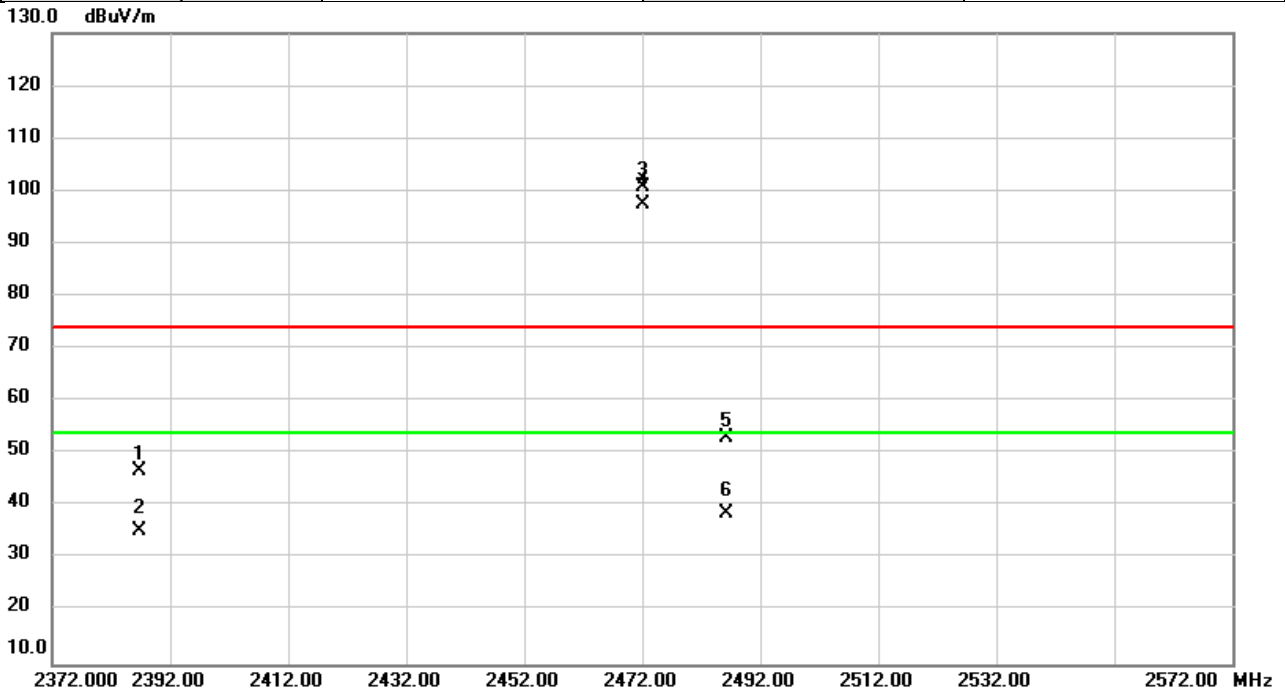


No.	Mk.	Freq. MHz	Reading Level dBuV	Correct Factor dB	Measure- ment dBuV/m	Limit dBuV/m	Over dB	Detector	Comment
1		2374.653	51.89	-5.79	46.10	74.00	-27.90	peak	
2		2374.653	41.00	-5.79	35.21	54.00	-18.79	AVG	
3	X	2467.000	106.44	-5.66	100.78	74.00	26.78	peak	NoLimit
4	*	2467.000	103.88	-5.66	98.22	54.00	44.22	AVG	NoLimit
5		2485.940	53.66	-5.63	48.03	74.00	-25.97	peak	
6		2485.940	44.64	-5.63	39.01	54.00	-14.99	AVG	

REMARKS:

- (1) Measurement Value = Reading Level + Correct Factor.
- (2) Margin Level = Measurement Value - Limit Value.

Test Mode	IEEE 802.11b	Test Date	2022/8/16
Test Frequency	2472MHz	Polarization	Horizontal
Temp	28°C	Hum.	62%



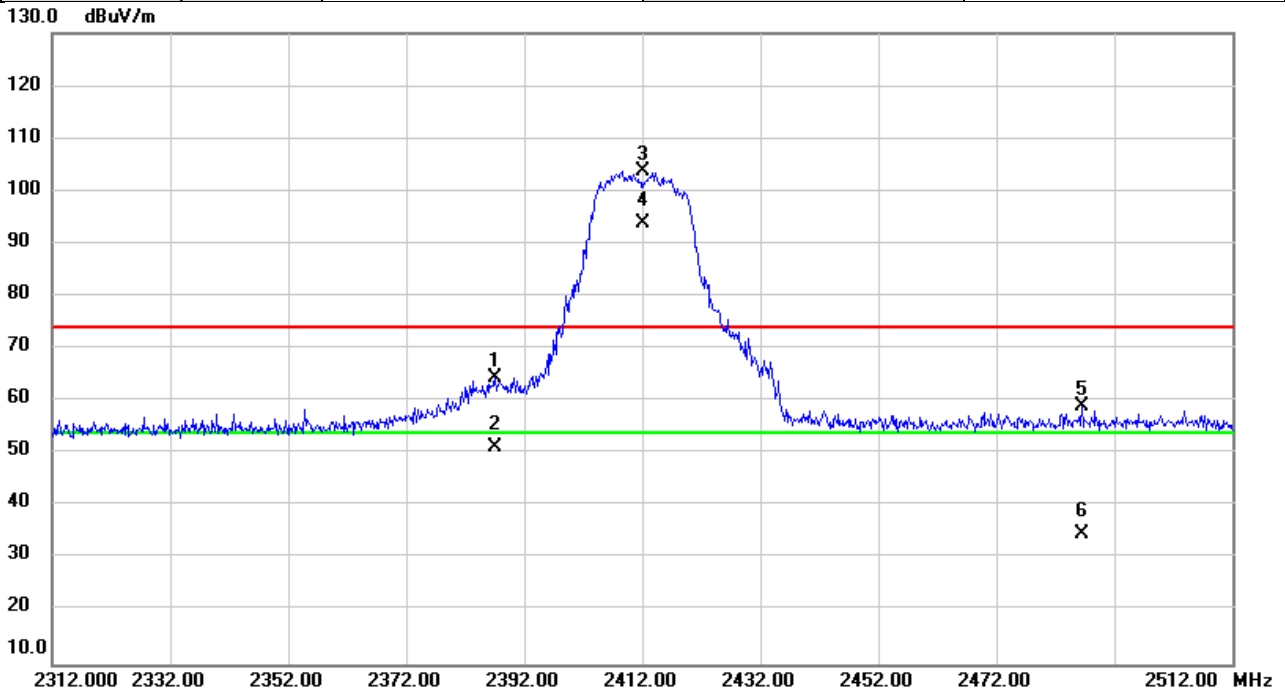
No.	Mk.	Freq. MHz	Reading Level dBuV	Correct Factor dB	Measure- ment dBuV/m	Limit dBuV/m	Over dB	Detector	Comment
1		2386.700	52.56	-5.77	46.79	74.00	-27.21	peak	
2		2386.700	40.97	-5.77	35.20	54.00	-18.80	AVG	
3	X	2472.000	106.35	-5.66	100.69	74.00	26.69	peak	NoLimit
4	*	2472.000	103.07	-5.66	97.41	54.00	43.41	AVG	NoLimit
5		2486.247	58.57	-5.63	52.94	74.00	-21.06	peak	
6		2486.247	44.34	-5.63	38.71	54.00	-15.29	AVG	

REMARKS:

(1) Measurement Value = Reading Level + Correct Factor.

(2) Margin Level = Measurement Value - Limit Value.

Test Mode	IEEE 802.11g	Test Date	2022/5/24
Test Frequency	2412MHz	Polarization	Horizontal
Temp	22°C	Hum.	66%

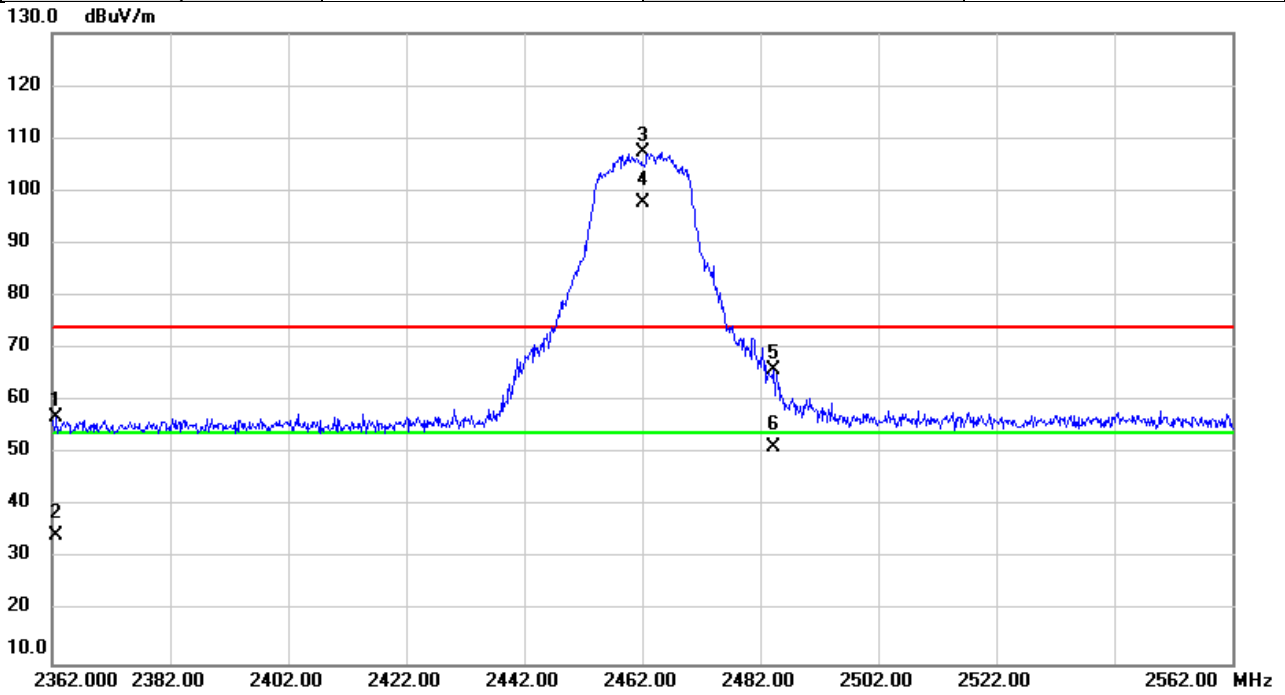


No.	Mk.	Freq.	Reading Level	Correct Factor	Measurement	Limit	Over	Detector	Comment
		MHz	dBuV	dB	dBuV/m	dBuV/m	dB		
1		2387.147	33.38	31.20	64.58	74.00	-9.42	peak	
2		2387.147	20.04	31.20	51.24	54.00	-2.76	AVG	
3	X	2412.000	72.38	31.28	103.66	74.00	29.66	peak	NoLimit
4	*	2412.000	62.49	31.28	93.77	54.00	39.77	AVG	NoLimit
5		2486.507	27.44	31.52	58.96	74.00	-15.04	peak	
6		2486.507	3.38	31.52	34.90	54.00	-19.10	AVG	

REMARKS:

- (1) Measurement Value = Reading Level + Correct Factor.
- (2) Margin Level = Measurement Value - Limit Value.

Test Mode	IEEE 802.11g	Test Date	2022/5/24
Test Frequency	2462MHz	Polarization	Horizontal
Temp	22°C	Hum.	66%

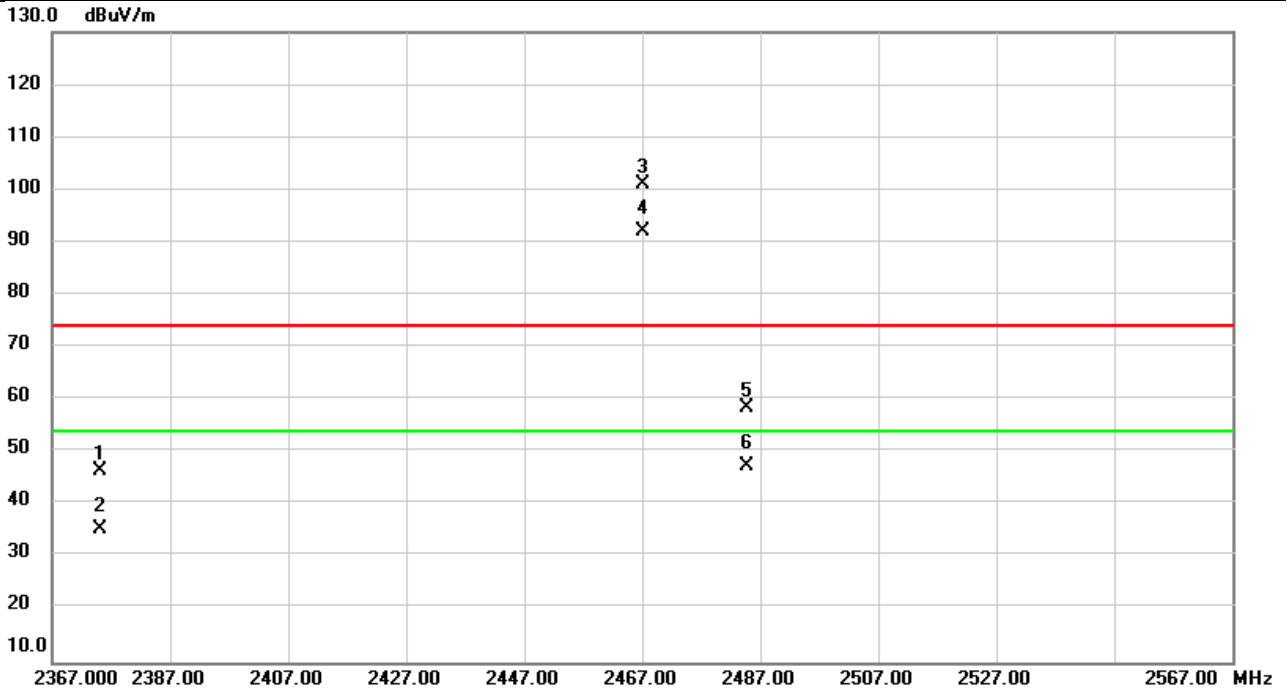


No.	Mk.	Freq.	Reading Level	Correct Factor	Measurement	Limit	Over	Detector	Comment
		MHz	dBuV	dB	dBuV/m	dBuV/m	dB		
1		2362.620	25.72	31.12	56.84	74.00	-17.16	peak	
2		2362.620	3.34	31.12	34.46	54.00	-19.54	AVG	
3	X	2462.000	75.86	31.44	107.30	74.00	33.30	peak	NoLimit
4	*	2462.000	66.18	31.44	97.62	54.00	43.62	AVG	NoLimit
5		2484.320	34.52	31.51	66.03	74.00	-7.97	peak	
6		2484.320	19.81	31.51	51.32	54.00	-2.68	AVG	

REMARKS:

- (1) Measurement Value = Reading Level + Correct Factor.
- (2) Margin Level = Measurement Value - Limit Value.

Test Mode	IEEE 802.11g	Test Date	2022/8/16
Test Frequency	2467MHz	Polarization	Horizontal
Temp	28°C	Hum.	62%

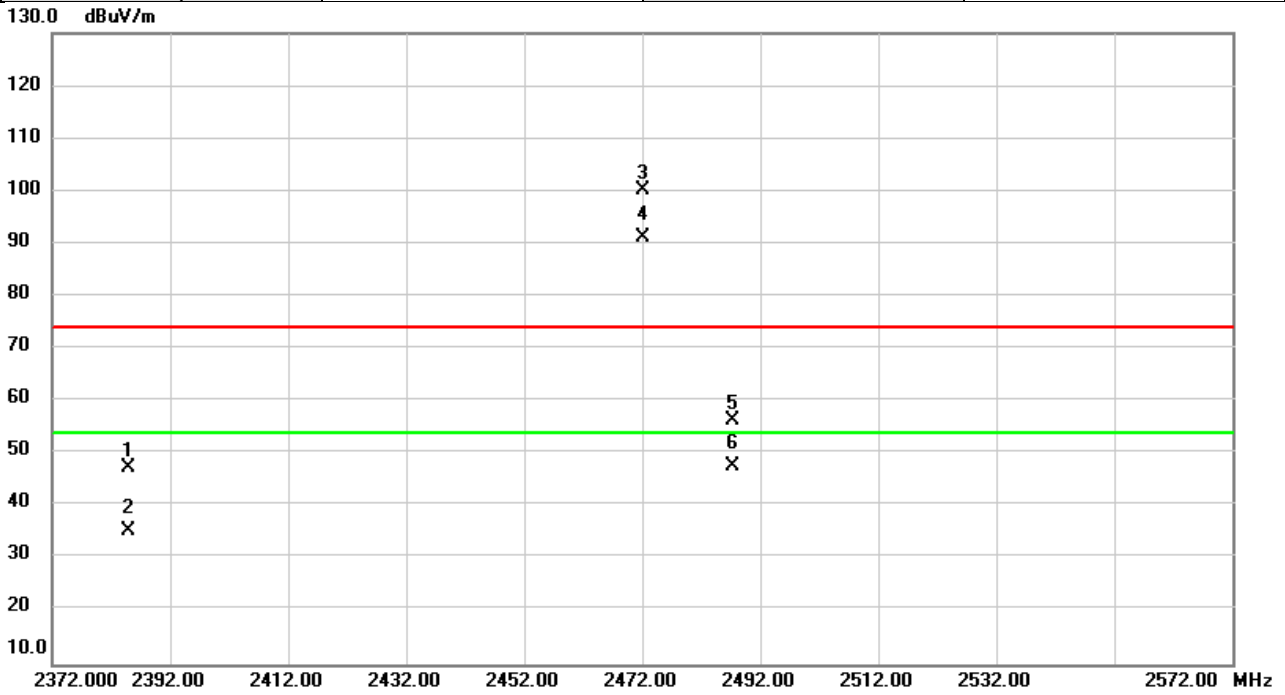


No.	Mk.	Freq. MHz	Reading Level dBuV	Correct Factor dB	Measure- ment dBuV/m	Limit dBuV/m	Over dB	Detector	Comment
1		2375.053	52.32	-5.78	46.54	74.00	-27.46	peak	
2		2375.053	41.23	-5.78	35.45	54.00	-18.55	AVG	
3	X	2467.000	106.80	-5.66	101.14	74.00	27.14	peak	NoLimit
4	*	2467.000	97.66	-5.66	92.00	54.00	38.00	AVG	NoLimit
5		2484.787	64.16	-5.64	58.52	74.00	-15.48	peak	
6		2484.787	52.97	-5.64	47.33	54.00	-6.67	AVG	

REMARKS:

- (1) Measurement Value = Reading Level + Correct Factor.
- (2) Margin Level = Measurement Value - Limit Value.

Test Mode	IEEE 802.11g	Test Date	2022/8/16
Test Frequency	2472MHz	Polarization	Horizontal
Temp	28°C	Hum.	62%

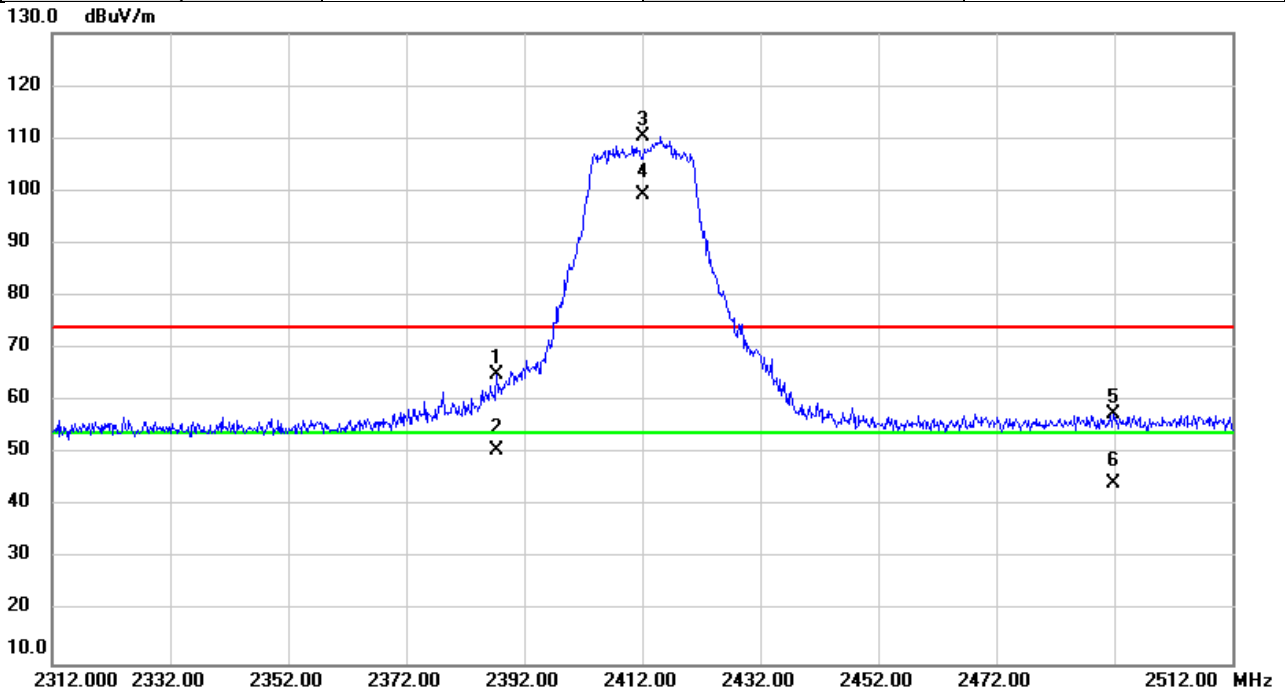


No.	Mk.	Freq. MHz	Reading Level dBuV	Correct Factor dB	Measure- ment dBuV/m	Limit dBuV/m	Over dB	Detector	Comment
1		2384.893	53.15	-5.78	47.37	74.00	-26.63	peak	
2		2384.893	41.13	-5.78	35.35	54.00	-18.65	AVG	
3	X	2472.000	105.75	-5.66	100.09	74.00	26.09	peak	NoLimit
4	*	2472.000	96.82	-5.66	91.16	54.00	37.16	AVG	NoLimit
5		2487.293	62.09	-5.63	56.46	74.00	-17.54	peak	
6		2487.293	53.30	-5.63	47.67	54.00	-6.33	AVG	

REMARKS:

- (1) Measurement Value = Reading Level + Correct Factor.
- (2) Margin Level = Measurement Value - Limit Value.

Test Mode	IEEE 802.11n (HT20)	Test Date	2022/5/24
Test Frequency	2412MHz	Polarization	Horizontal
Temp	22°C	Hum.	66%

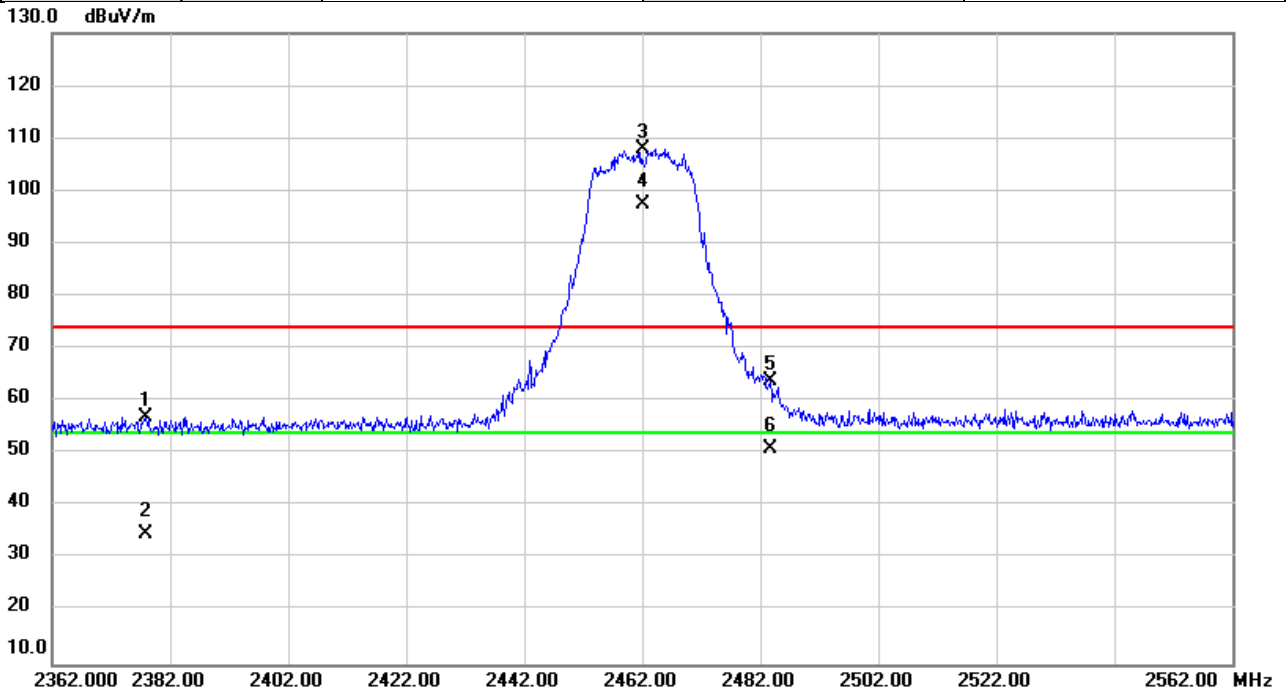


No.	Mk.	Freq.	Reading Level	Correct Factor	Measurement	Limit	Over	Detector	Comment
		MHz	dBuV	dB	dBuV/m	dBuV/m	dB		
1		2387.400	33.80	31.20	65.00	74.00	-9.00	peak	
2		2387.400	19.40	31.20	50.60	54.00	-3.40	AVG	
3	X	2412.000	79.01	31.28	110.29	74.00	36.29	peak	NoLimit
4	*	2412.000	67.85	31.28	99.13	54.00	45.13	AVG	NoLimit
5		2491.967	26.04	31.53	57.57	74.00	-16.43	peak	
6		2491.967	12.70	31.53	44.23	54.00	-9.77	AVG	

REMARKS:

- (1) Measurement Value = Reading Level + Correct Factor.
- (2) Margin Level = Measurement Value - Limit Value.

Test Mode	IEEE 802.11n (HT20)	Test Date	2022/5/24
Test Frequency	2462MHz	Polarization	Horizontal
Temp	22°C	Hum.	66%

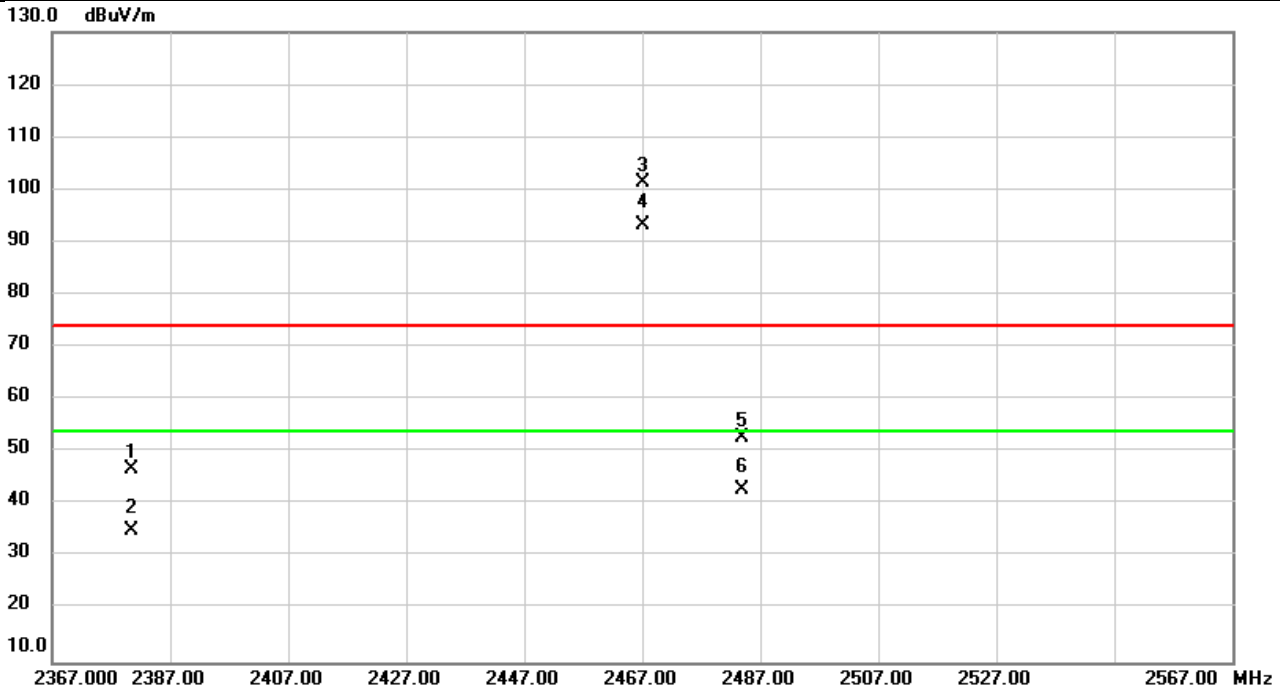


No.	Mk.	Freq.	Reading Level	Correct Factor	Measurement	Limit	Over	Detector	Comment
		MHz	dBuV	dB	dBuV/m	dBuV/m	dB		
1		2377.893	25.91	31.17	57.08	74.00	-16.92	peak	
2		2377.893	3.46	31.17	34.63	54.00	-19.37	AVG	
3	X	2462.000	76.62	31.44	108.06	74.00	34.06	peak	NoLimit
4	*	2462.000	66.03	31.44	97.47	54.00	43.47	AVG	NoLimit
5		2483.747	32.27	31.50	63.77	74.00	-10.23	peak	
6		2483.747	19.38	31.50	50.88	54.00	-3.12	AVG	

REMARKS:

- (1) Measurement Value = Reading Level + Correct Factor.
- (2) Margin Level = Measurement Value - Limit Value.

Test Mode	IEEE 802.11n (HT20)	Test Date	2022/8/16
Test Frequency	2467MHz	Polarization	Horizontal
Temp	28°C	Hum.	62%

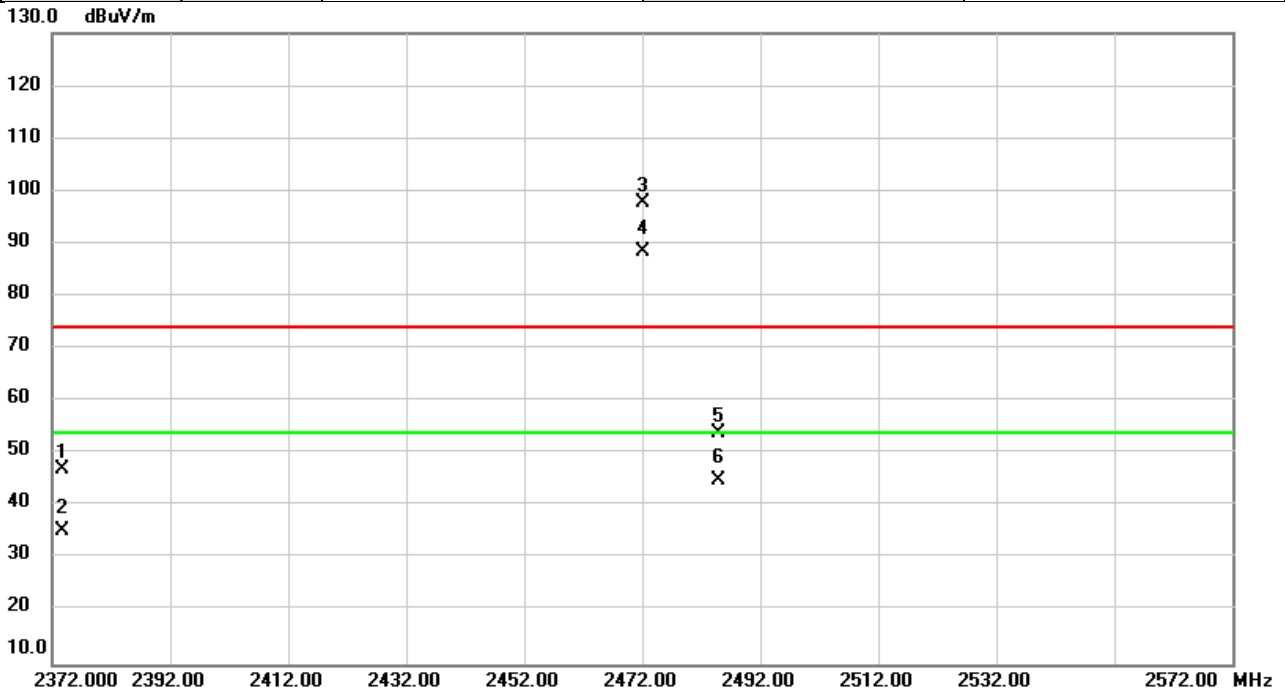


No.	Mk.	Freq. MHz	Reading Level dBuV	Correct Factor dB	Measure- ment dBuV/m	Limit dBuV/m	Over dB	Detector	Comment
1		2380.347	52.56	-5.78	46.78	74.00	-27.22	peak	
2		2380.347	40.94	-5.78	35.16	54.00	-18.84	AVG	
3	X	2467.000	107.11	-5.66	101.45	74.00	27.45	peak	NoLimit
4	*	2467.000	98.87	-5.66	93.21	54.00	39.21	AVG	NoLimit
5		2483.893	58.43	-5.65	52.78	74.00	-21.22	peak	
6		2483.893	48.62	-5.65	42.97	54.00	-11.03	AVG	

REMARKS:

- (1) Measurement Value = Reading Level + Correct Factor.
- (2) Margin Level = Measurement Value - Limit Value.

Test Mode	IEEE 802.11n (HT20)	Test Date	2022/8/16
Test Frequency	2472MHz	Polarization	Horizontal
Temp	28°C	Hum.	62%



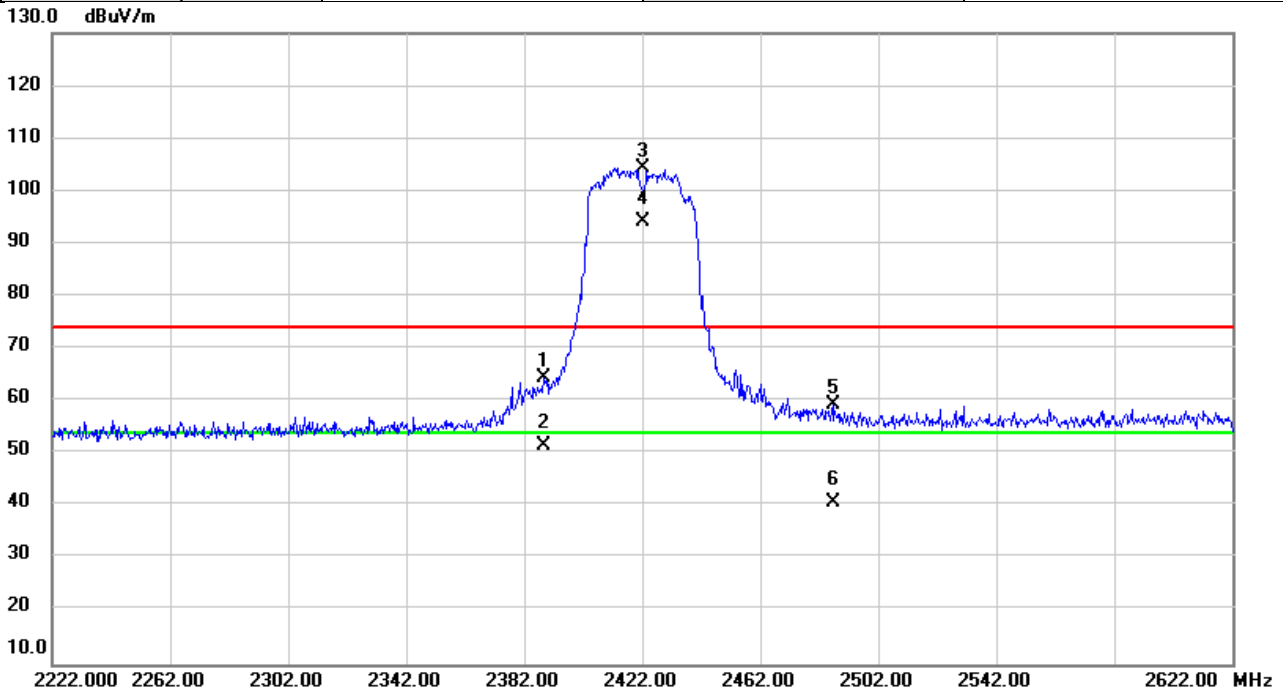
No.	Mk.	Freq. MHz	Reading Level dBuV	Correct Factor dB	Measure- ment dBuV/m	Limit dBuV/m	Over dB	Detector	Comment
1		2373.860	52.91	-5.79	47.12	74.00	-26.88	peak	
2		2373.860	41.05	-5.79	35.26	54.00	-18.74	AVG	
3	X	2472.000	103.47	-5.66	97.81	74.00	23.81	peak	NoLimit
4	*	2472.000	94.03	-5.66	88.37	54.00	34.37	AVG	NoLimit
5		2484.887	59.60	-5.64	53.96	74.00	-20.04	peak	
6		2484.887	50.69	-5.64	45.05	54.00	-8.95	AVG	

REMARKS:

(1) Measurement Value = Reading Level + Correct Factor.

(2) Margin Level = Measurement Value - Limit Value.

Test Mode	IEEE 802.11n (HT40)	Test Date	2022/5/24
Test Frequency	2422MHz	Polarization	Horizontal
Temp	22°C	Hum.	66%

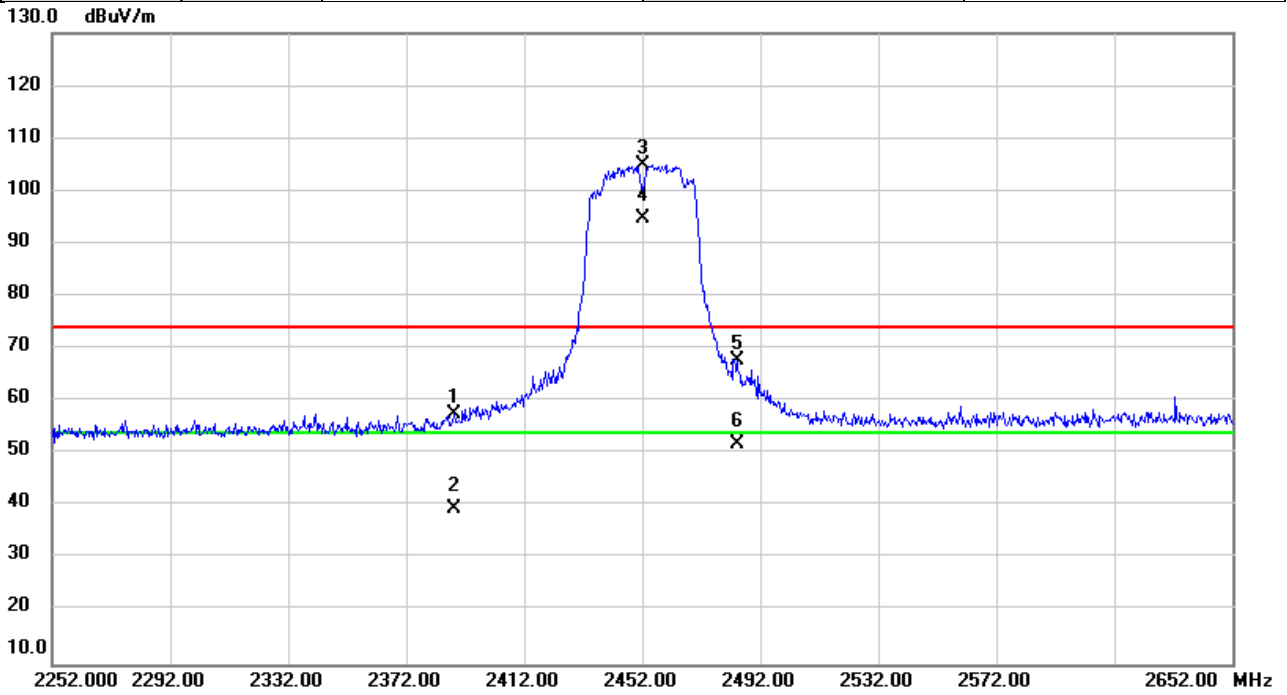


No.	Mk.	Freq.	Reading Level	Correct Factor	Measurement	Limit	Over	Detector	Comment
		MHz	dBuV	dB	dBuV/m	dBuV/m	dB		
1		2388.920	33.20	31.21	64.41	74.00	-9.59	peak	
2		2388.920	20.20	31.21	51.41	54.00	-2.59	AVG	
3	X	2422.000	73.01	31.31	104.32	74.00	30.32	peak	NoLimit
4	*	2422.000	62.96	31.31	94.27	54.00	40.27	AVG	NoLimit
5		2486.640	27.70	31.52	59.22	74.00	-14.78	peak	
6		2486.640	9.11	31.52	40.63	54.00	-13.37	AVG	

REMARKS:

- (1) Measurement Value = Reading Level + Correct Factor.
- (2) Margin Level = Measurement Value - Limit Value.

Test Mode	IEEE 802.11n (HT40)	Test Date	2022/5/24
Test Frequency	2452MHz	Polarization	Horizontal
Temp	22°C	Hum.	66%

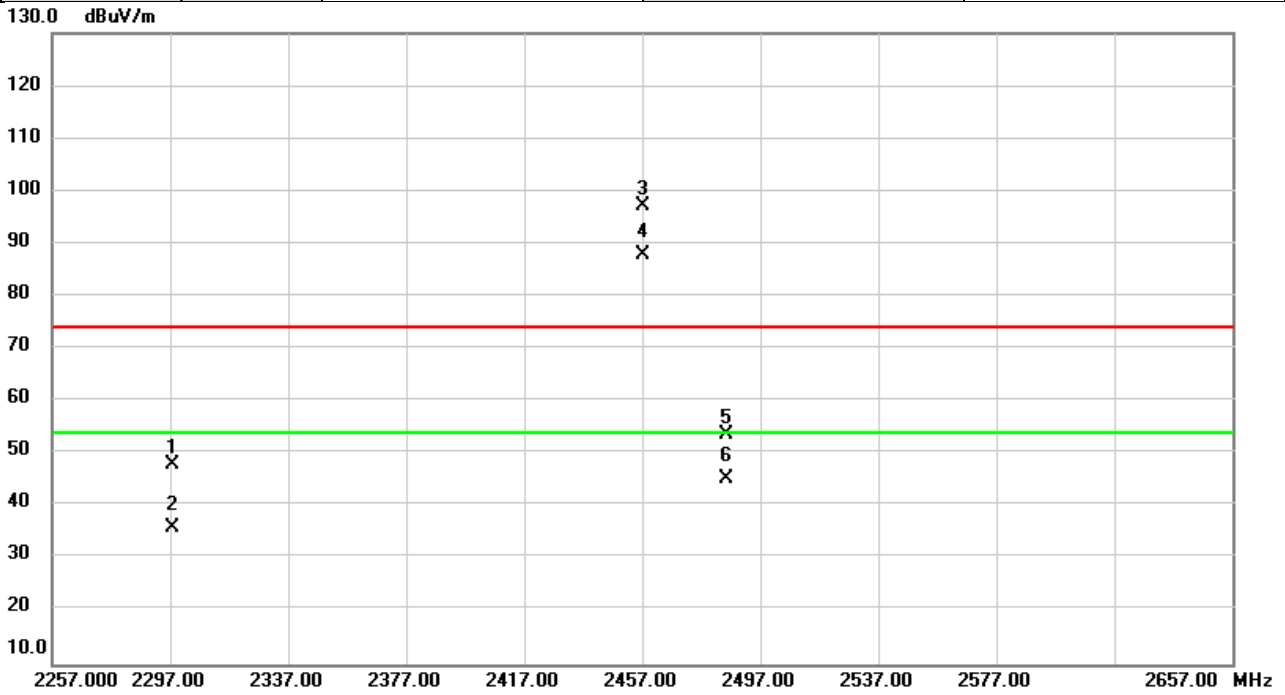


No.	Mk.	Freq.	Reading Level	Correct Factor	Measurement	Limit	Over	Detector	Comment
		MHz	dBuV	dB	dBuV/m	dBuV/m	dB		
1		2388.053	26.44	31.20	57.64	74.00	-16.36	peak	
2		2388.053	8.32	31.20	39.52	54.00	-14.48	AVG	
3	X	2452.000	73.69	31.40	105.09	74.00	31.09	peak	NoLimit
4	*	2452.000	63.41	31.40	94.81	54.00	40.81	AVG	NoLimit
5		2484.360	36.23	31.51	67.74	74.00	-6.26	peak	
6		2484.360	20.32	31.51	51.83	54.00	-2.17	AVG	

REMARKS:

- (1) Measurement Value = Reading Level + Correct Factor.
- (2) Margin Level = Measurement Value - Limit Value.

Test Mode	IEEE 802.11n (HT40)	Test Date	2022/8/16
Test Frequency	2457MHz	Polarization	Horizontal
Temp	28°C	Hum.	62%

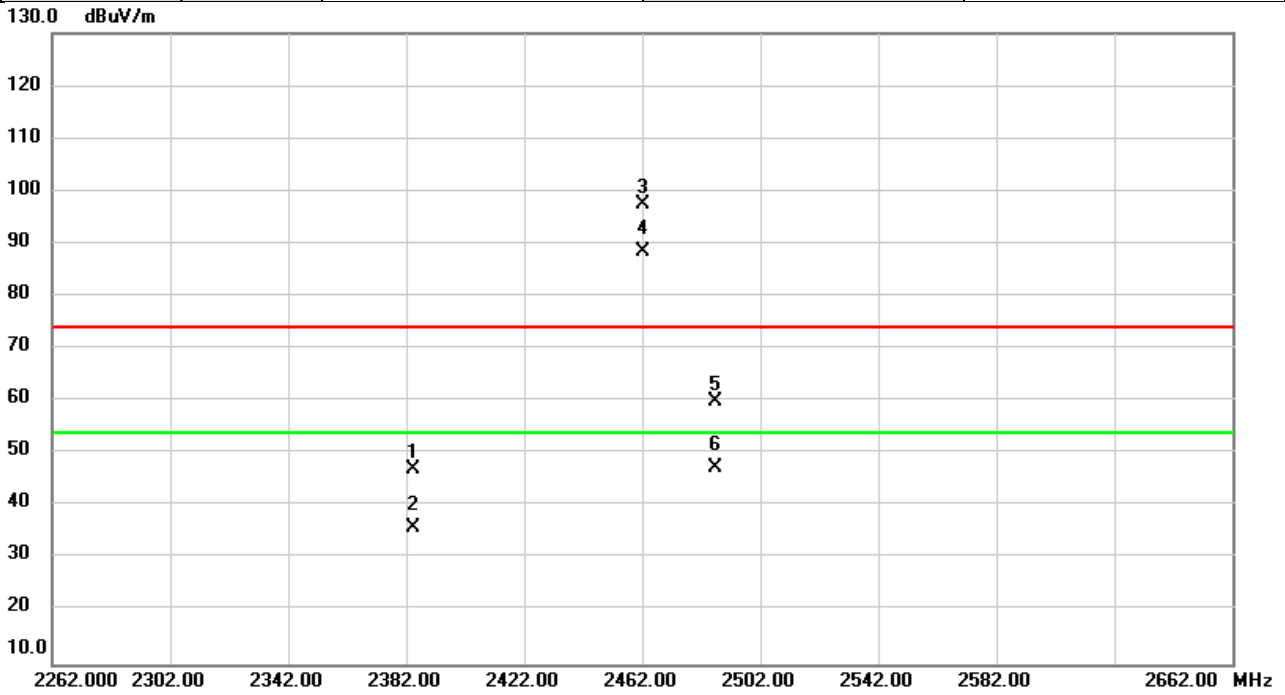


No.	Mk.	Freq. MHz	Reading Level dBuV	Correct Factor dB	Measure- ment dBuV/m	Limit dBuV/m	Over dB	Detector	Comment
1		2298.040	53.74	-5.88	47.86	74.00	-26.14	peak	
2		2298.040	41.79	-5.88	35.91	54.00	-18.09	AVG	
3	X	2457.000	102.81	-5.67	97.14	74.00	23.14	peak	NoLimit
4	*	2457.000	93.66	-5.67	87.99	54.00	33.99	AVG	NoLimit
5		2485.320	59.30	-5.63	53.67	74.00	-20.33	peak	
6		2485.320	50.91	-5.63	45.28	54.00	-8.72	AVG	

REMARKS:

- (1) Measurement Value = Reading Level + Correct Factor.
- (2) Margin Level = Measurement Value - Limit Value.

Test Mode	IEEE 802.11n (HT40)	Test Date	2022/8/16
Test Frequency	2462MHz	Polarization	Horizontal
Temp	28°C	Hum.	62%

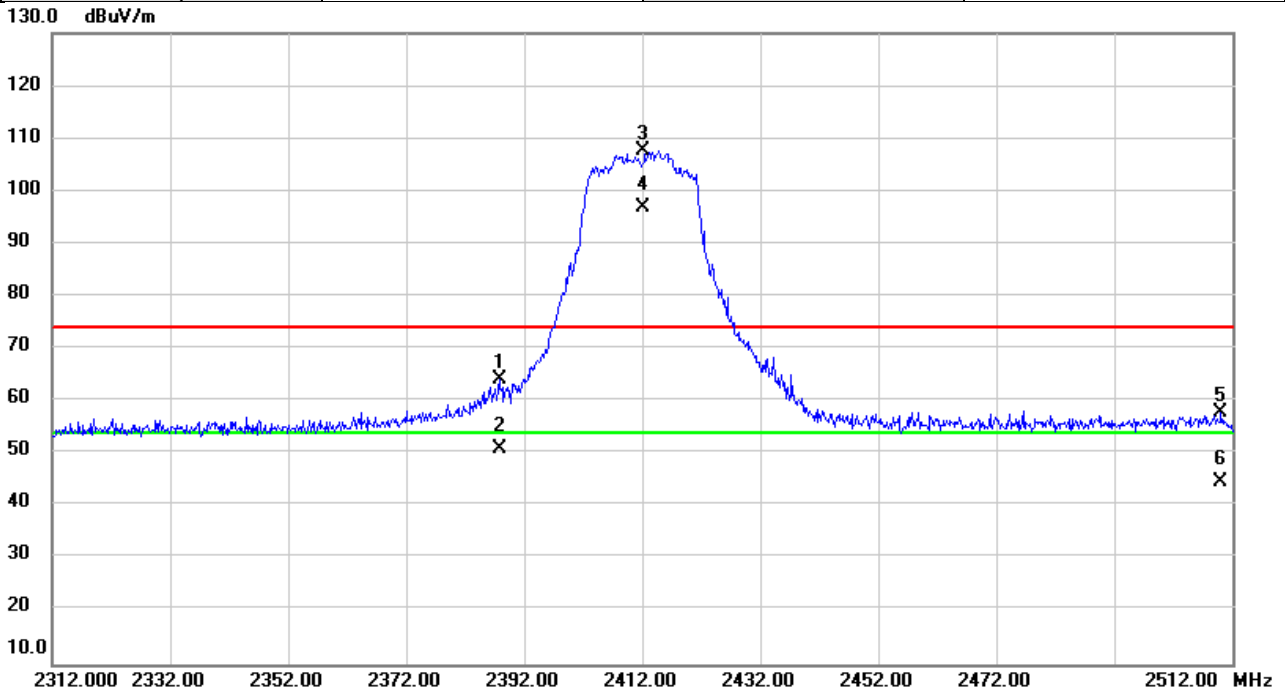


No.	Mk.	Freq. MHz	Reading Level dBuV	Correct Factor dB	Measure- ment dBuV/m	Limit dBuV/m	Over dB	Detector	Comment
1		2384.373	52.84	-5.78	47.06	74.00	-26.94	peak	
2		2384.373	41.61	-5.78	35.83	54.00	-18.17	AVG	
3	X	2462.000	103.09	-5.68	97.41	74.00	23.41	peak	NoLimit
4	*	2462.000	94.23	-5.68	88.55	54.00	34.55	AVG	NoLimit
5		2486.627	65.45	-5.63	59.82	74.00	-14.18	peak	
6		2486.627	52.88	-5.63	47.25	54.00	-6.75	AVG	

REMARKS:

- (1) Measurement Value = Reading Level + Correct Factor.
- (2) Margin Level = Measurement Value - Limit Value.

Test Mode	IEEE 802.11 ax (HE20)	Test Date	2022/5/25
Test Frequency	2412MHz	Polarization	Horizontal
Temp	23°C	Hum.	67%

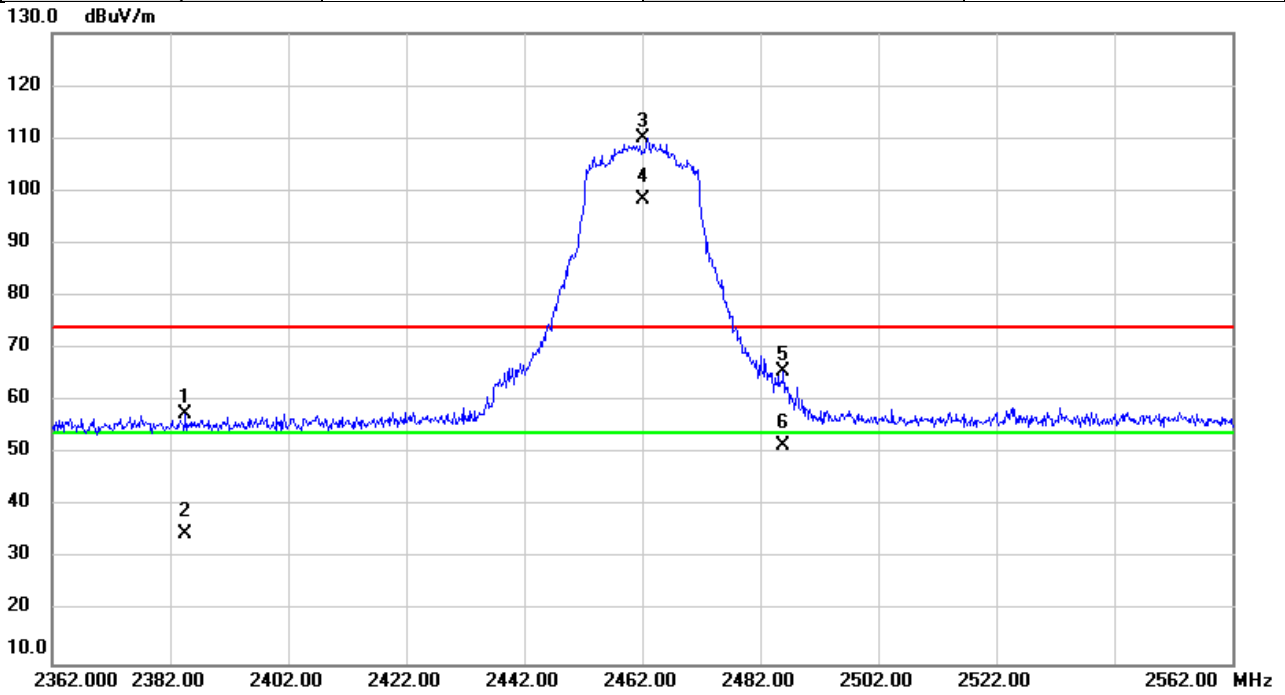


No.	Mk.	Freq.	Reading Level	Correct Factor	Measurement	Limit	Over	Detector	Comment
		MHz	dBuV	dB	dBuV/m	dBuV/m	dB		
1		2387.767	32.99	31.20	64.19	74.00	-9.81	peak	
2		2387.767	19.73	31.20	50.93	54.00	-3.07	AVG	
3	X	2412.000	76.44	31.28	107.72	74.00	33.72	peak	NoLimit
4	*	2412.000	65.57	31.28	96.85	54.00	42.85	AVG	NoLimit
5		2510.033	26.37	31.60	57.97	74.00	-16.03	peak	
6		2510.033	13.18	31.60	44.78	54.00	-9.22	AVG	

REMARKS:

- (1) Measurement Value = Reading Level + Correct Factor.
- (2) Margin Level = Measurement Value - Limit Value.

Test Mode	IEEE 802.11 ax (HE20)	Test Date	2022/5/25
Test Frequency	2462MHz	Polarization	Horizontal
Temp	23°C	Hum.	67%

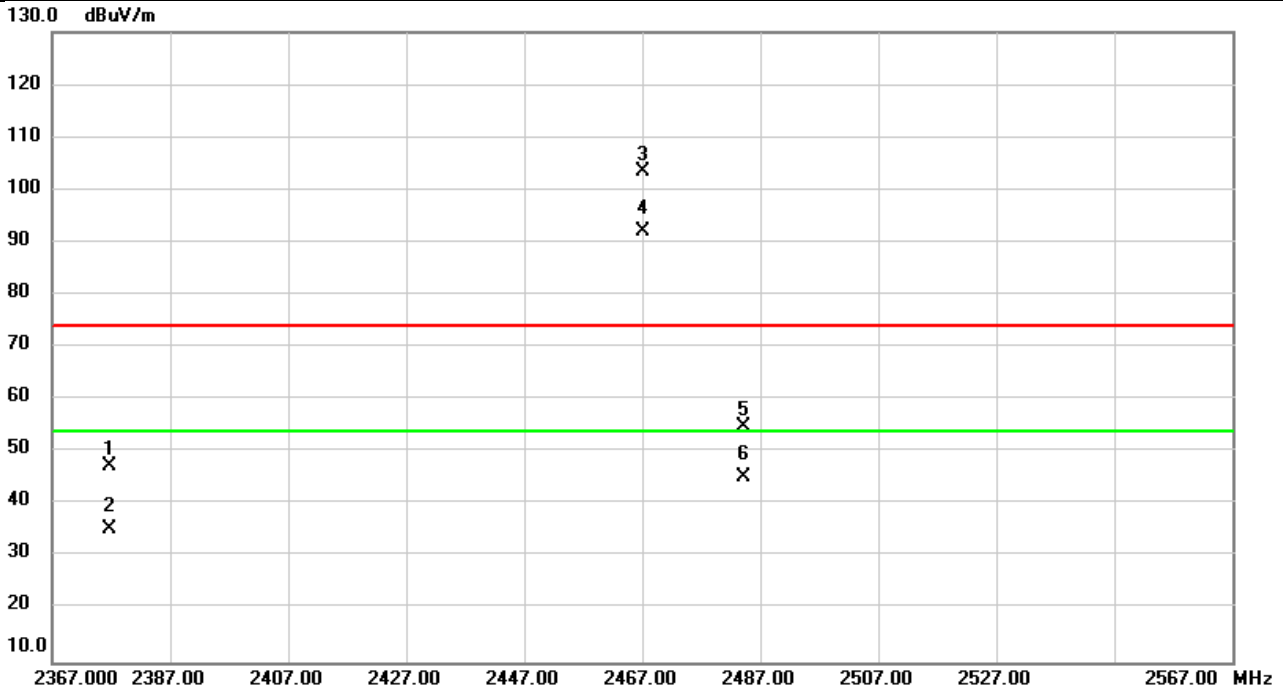


No.	Mk.	Freq.	Reading Level	Correct Factor	Measurement	Limit	Over	Detector	Comment
		MHz	dBuV	dB	dBuV/m	dBuV/m	dB		
1		2384.640	26.44	31.19	57.63	74.00	-16.37	peak	
2		2384.640	3.54	31.19	34.73	54.00	-19.27	AVG	
3	X	2462.000	78.75	31.44	110.19	74.00	36.19	peak	NoLimit
4	*	2462.000	66.85	31.44	98.29	54.00	44.29	AVG	NoLimit
5		2485.913	34.12	31.52	65.64	74.00	-8.36	peak	
6		2485.913	19.90	31.52	51.42	54.00	-2.58	AVG	

REMARKS:

- (1) Measurement Value = Reading Level + Correct Factor.
- (2) Margin Level = Measurement Value - Limit Value.

Test Mode	IEEE 802.11 ax (HE20)	Test Date	2022/8/16
Test Frequency	2467MHz	Polarization	Horizontal
Temp	28°C	Hum.	62%

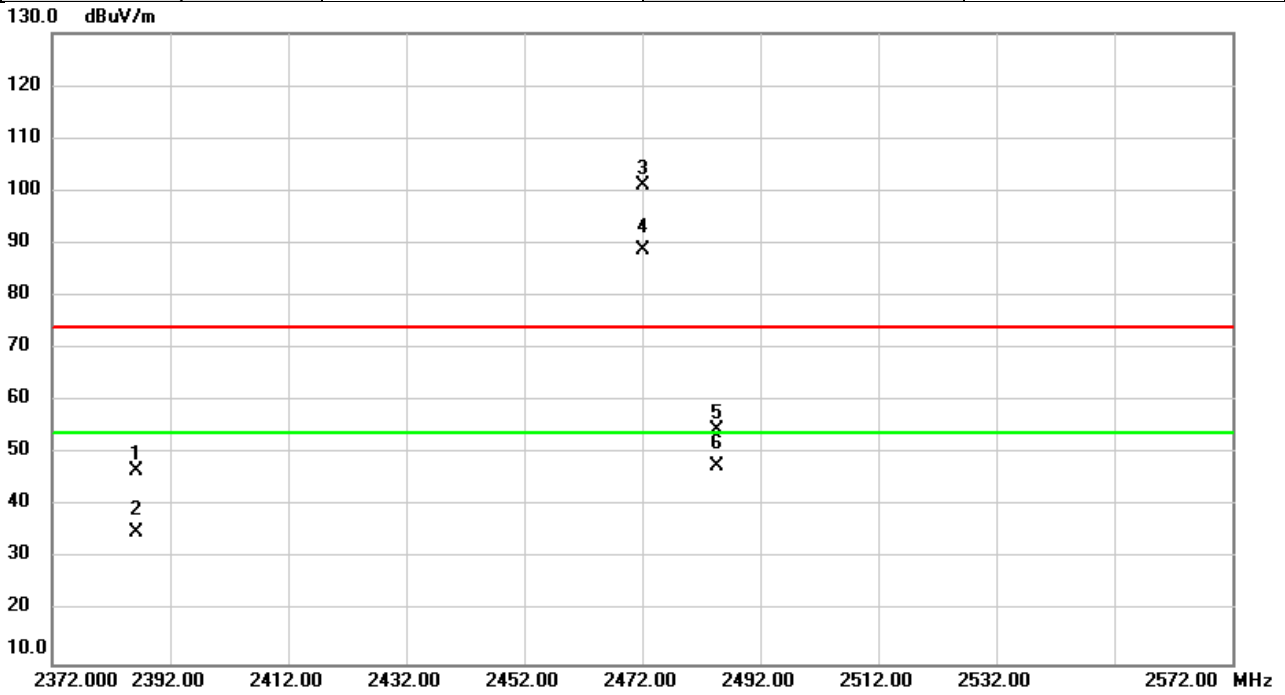


No.	Mk.	Freq. MHz	Reading Level dBuV	Correct Factor dB	Measure- ment dBuV/m	Limit dBuV/m	Over dB	Detector	Comment
1		2376.860	53.28	-5.78	47.50	74.00	-26.50	peak	
2		2376.860	41.03	-5.78	35.25	54.00	-18.75	AVG	
3	X	2467.000	109.12	-5.66	103.46	74.00	29.46	peak	NoLimit
4	*	2467.000	97.83	-5.66	92.17	54.00	38.17	AVG	NoLimit
5		2484.080	60.48	-5.65	54.83	74.00	-19.17	peak	
6		2484.080	50.85	-5.65	45.20	54.00	-8.80	AVG	

REMARKS:

- (1) Measurement Value = Reading Level + Correct Factor.
- (2) Margin Level = Measurement Value - Limit Value.

Test Mode	IEEE 802.11 ax (HE20)	Test Date	2022/8/16
Test Frequency	2472MHz	Polarization	Horizontal
Temp	28°C	Hum.	62%

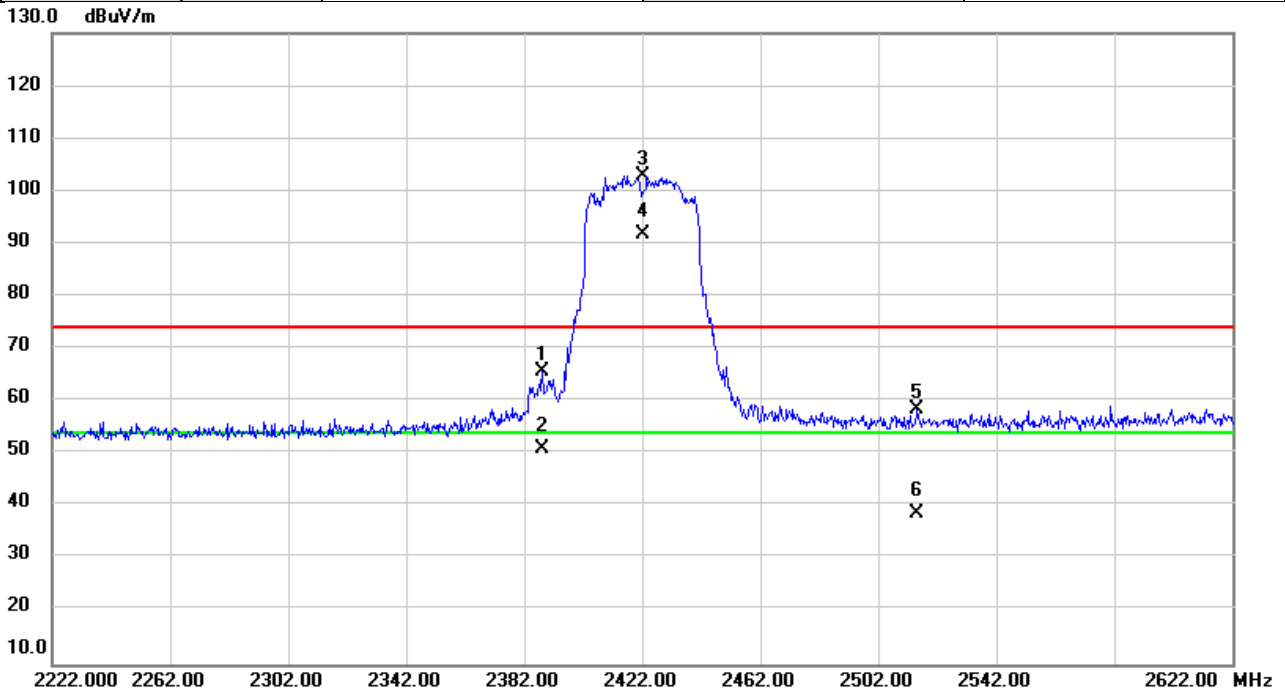


No.	Mk.	Freq. MHz	Reading Level dBuV	Correct Factor dB	Measure- ment dBuV/m	Limit dBuV/m	Over dB	Detector	Comment
1		2386.180	52.41	-5.77	46.64	74.00	-27.36	peak	
2		2386.180	40.96	-5.77	35.19	54.00	-18.81	AVG	
3	X	2472.000	106.77	-5.66	101.11	74.00	27.11	peak	NoLimit
4	*	2472.000	94.33	-5.66	88.67	54.00	34.67	AVG	NoLimit
5		2484.713	60.26	-5.64	54.62	74.00	-19.38	peak	
6		2484.713	53.28	-5.64	47.64	54.00	-6.36	AVG	

REMARKS:

- (1) Measurement Value = Reading Level + Correct Factor.
- (2) Margin Level = Measurement Value - Limit Value.

Test Mode	IEEE 802.11 ax (HE40)	Test Date	2022/5/25
Test Frequency	2422MHz	Polarization	Horizontal
Temp	23°C	Hum.	67%

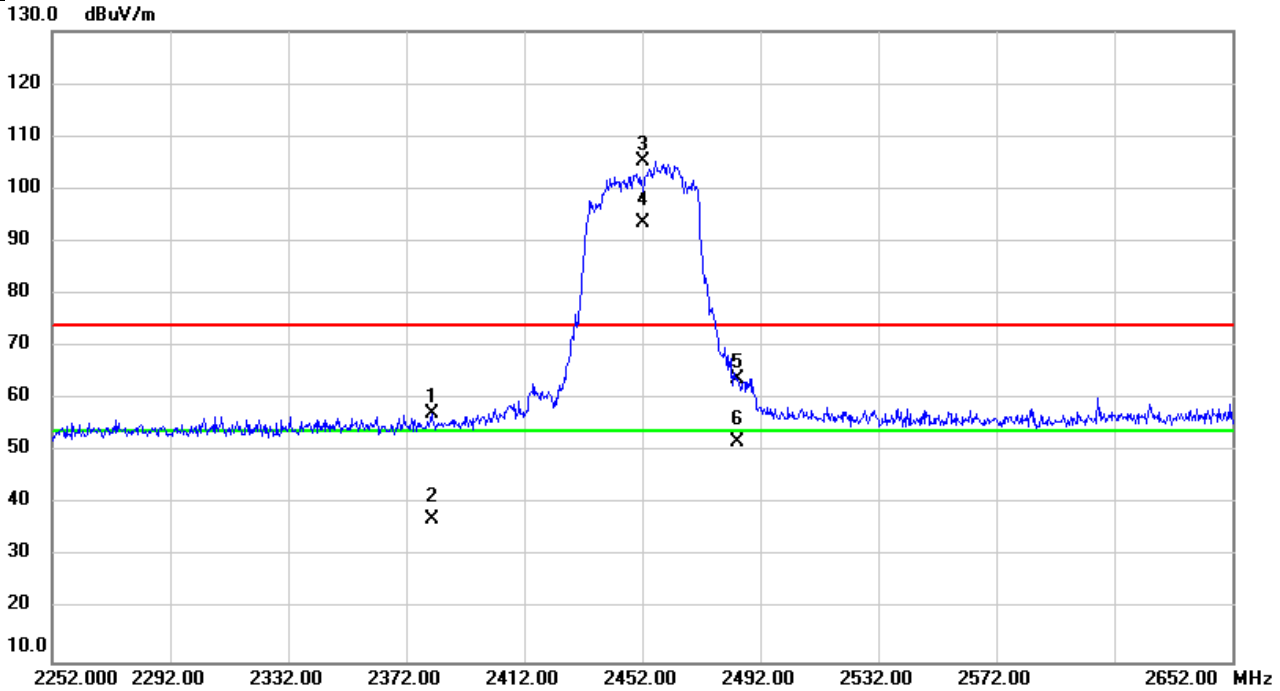


No.	Mk.	Freq.	Reading Level	Correct Factor	Measurement	Limit	Over	Detector	Comment
		MHz	dBuV	dB	dBuV/m	dBuV/m	dB		
1		2388.107	34.49	31.20	65.69	74.00	-8.31	peak	
2		2388.107	19.89	31.20	51.09	54.00	-2.91	AVG	
3	X	2422.000	71.68	31.31	102.99	74.00	28.99	peak	NoLimit
4	*	2422.000	60.44	31.31	91.75	54.00	37.75	AVG	NoLimit
5		2515.227	26.87	31.61	58.48	74.00	-15.52	peak	
6		2515.227	7.08	31.61	38.69	54.00	-15.31	AVG	

REMARKS:

- (1) Measurement Value = Reading Level + Correct Factor.
- (2) Margin Level = Measurement Value - Limit Value.

Test Mode	IEEE 802.11 ax (HE40)	Test Date	2022/5/25
Test Frequency	2452MHz	Polarization	Horizontal
Temp	23°C	Hum.	67%

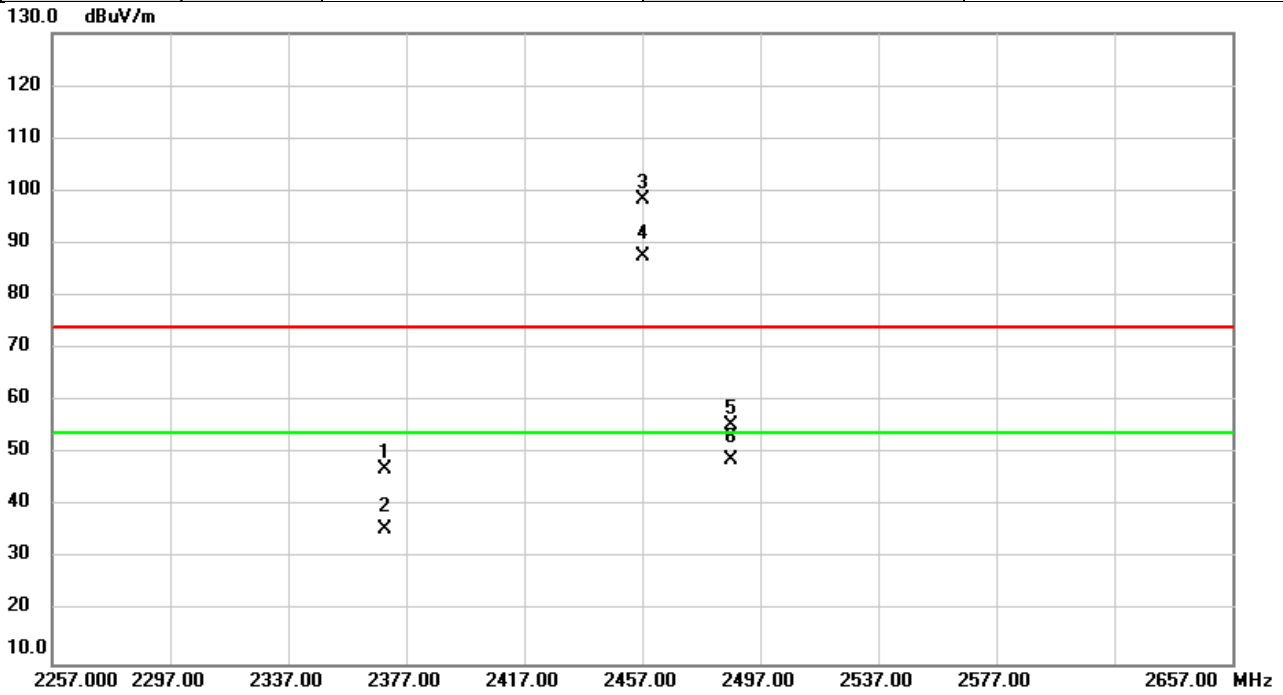


No.	Mk.	Freq.	Reading Level	Correct Factor	Measurement	Limit	Over	Detector	Comment
		MHz	dBuV	dB	dBuV/m	dBuV/m	dB		
1		2380.653	26.13	31.18	57.31	74.00	-16.69	peak	
2		2380.653	6.00	31.18	37.18	54.00	-16.82	AVG	
3	X	2452.000	73.90	31.40	105.30	74.00	31.30	peak	NoLimit
4	*	2452.000	62.28	31.40	93.68	54.00	39.68	AVG	NoLimit
5		2484.040	32.50	31.50	64.00	74.00	-10.00	peak	
6		2484.040	20.45	31.50	51.95	54.00	-2.05	AVG	

REMARKS:

- (1) Measurement Value = Reading Level + Correct Factor.
- (2) Margin Level = Measurement Value - Limit Value.

Test Mode	IEEE 802.11 ax (HE40)	Test Date	2022/8/16
Test Frequency	2457MHz	Polarization	Horizontal
Temp	28°C	Hum.	62%

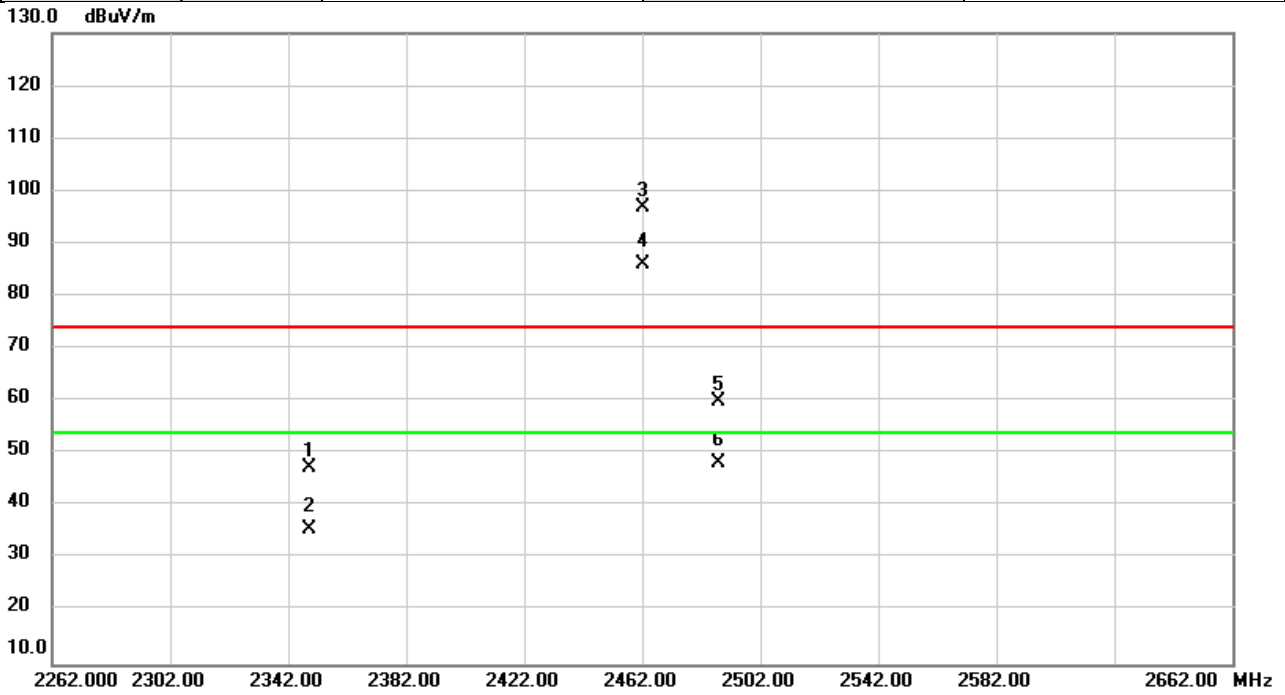


No.	Mk.	Freq. MHz	Reading Level dBuV	Correct Factor dB	Measure- ment dBuV/m	Limit dBuV/m	Over dB	Detector	Comment
1		2369.787	52.94	-5.80	47.14	74.00	-26.86	peak	
2		2369.787	41.41	-5.80	35.61	54.00	-18.39	AVG	
3	X	2457.000	104.04	-5.67	98.37	74.00	24.37	peak	NoLimit
4	*	2457.000	93.27	-5.67	87.60	54.00	33.60	AVG	NoLimit
5		2486.960	61.17	-5.63	55.54	74.00	-18.46	peak	
6		2486.960	54.59	-5.63	48.96	54.00	-5.04	AVG	

REMARKS:

- (1) Measurement Value = Reading Level + Correct Factor.
- (2) Margin Level = Measurement Value - Limit Value.

Test Mode	IEEE 802.11 ax (HE40)	Test Date	2022/8/16
Test Frequency	2462MHz	Polarization	Horizontal
Temp	28°C	Hum.	62%

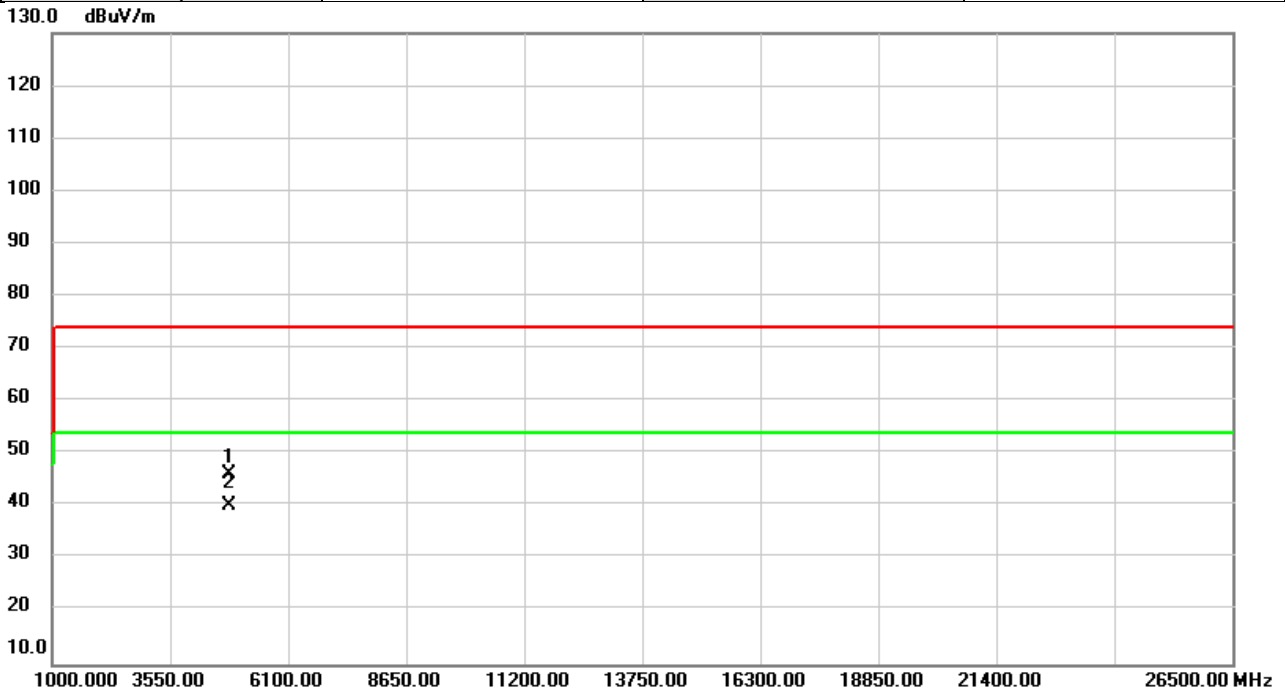


No.	Mk.	Freq.	Reading Level	Correct Factor	Measurement	Limit	Over	Detector	Comment
		MHz	dBuV	dB	dBuV/m	dBuV/m	dB		
1		2349.000	53.19	-5.82	47.37	74.00	-26.63	peak	
2		2349.000	41.47	-5.82	35.65	54.00	-18.35	AVG	
3	X	2462.000	102.41	-5.68	96.73	74.00	22.73	peak	NoLimit
4	*	2462.000	91.68	-5.68	86.00	54.00	32.00	AVG	NoLimit
5		2487.987	65.68	-5.63	60.05	74.00	-13.95	peak	
6		2487.987	53.87	-5.63	48.24	54.00	-5.76	AVG	

REMARKS:

- (1) Measurement Value = Reading Level + Correct Factor.
- (2) Margin Level = Measurement Value - Limit Value.

Test Mode	IEEE 802.11b	Test Date	2022/5/25
Test Frequency	2412MHz	Polarization	Vertical
Temp	23°C	Hum.	67%

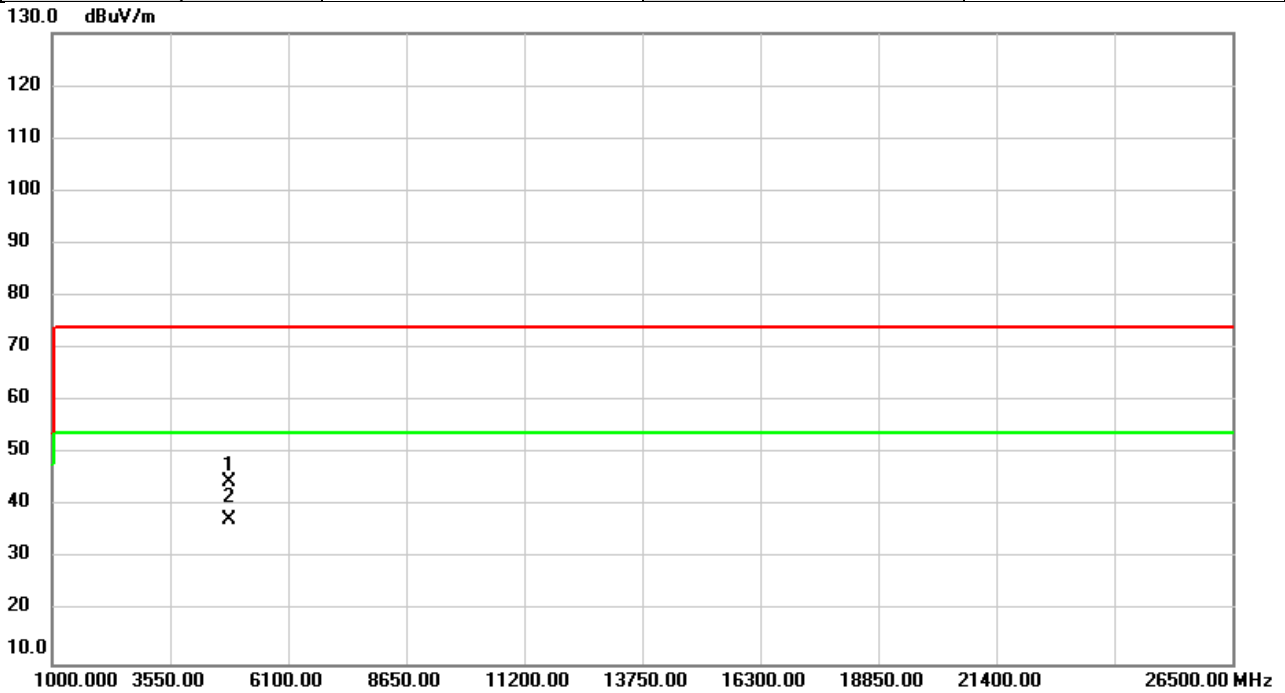


No.	Mk.	Freq. MHz	Reading Level dBuV	Correct Factor dB	Measure- ment dBuV/m	Limit dBuV/m	Over dB	Detector	Comment
1		4824.000	46.35	-0.06	46.29	74.00	-27.71	peak	
2	*	4824.000	40.29	-0.06	40.23	54.00	-13.77	AVG	

REMARKS:

- (1) Measurement Value = Reading Level + Correct Factor.
- (2) Margin Level = Measurement Value - Limit Value.

Test Mode	IEEE 802.11b	Test Date	2022/5/25
Test Frequency	2412MHz	Polarization	Horizontal
Temp	23°C	Hum.	67%

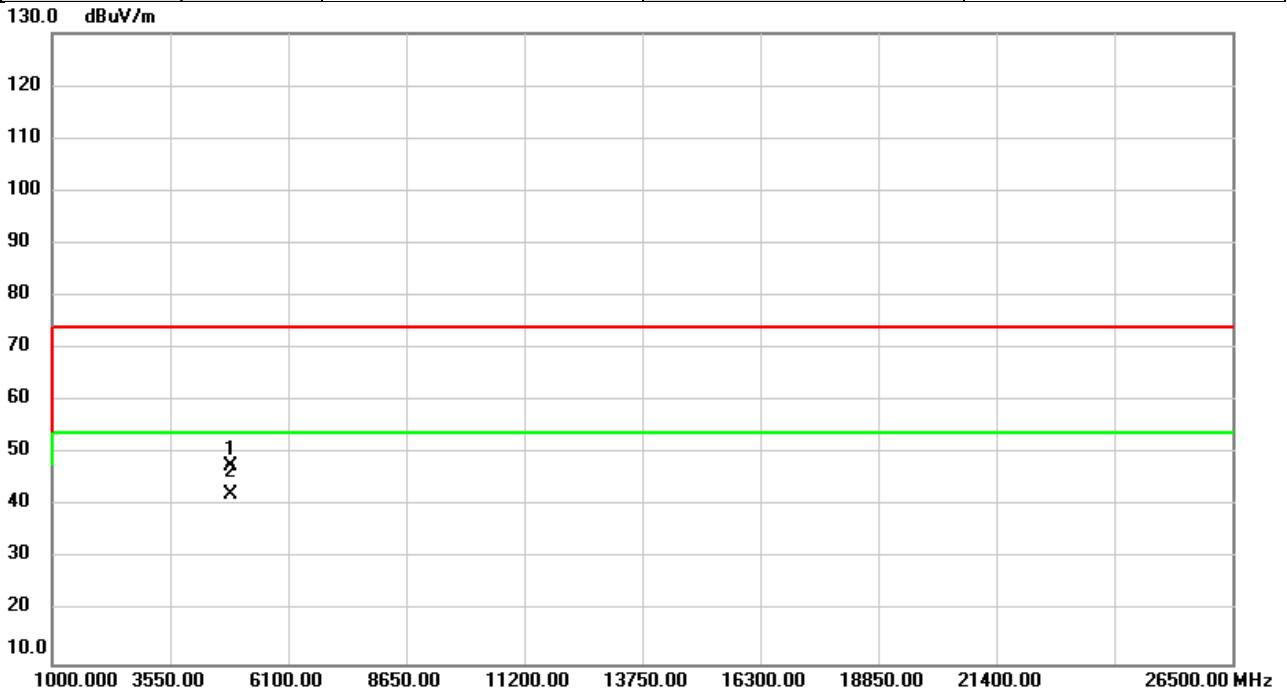


No.	Mk.	Freq. MHz	Reading Level dBuV	Correct Factor dB	Measure- ment dBuV/m	Limit dBuV/m	Over dB	Detector	Comment
1		4824.000	44.69	-0.06	44.63	74.00	-29.37	peak	
2	*	4824.000	37.57	-0.06	37.51	54.00	-16.49	AVG	

REMARKS:

- (1) Measurement Value = Reading Level + Correct Factor.
- (2) Margin Level = Measurement Value - Limit Value.

Test Mode	IEEE 802.11b	Test Date	2022/5/25
Test Frequency	2437MHz	Polarization	Vertical
Temp	23°C	Hum.	67%

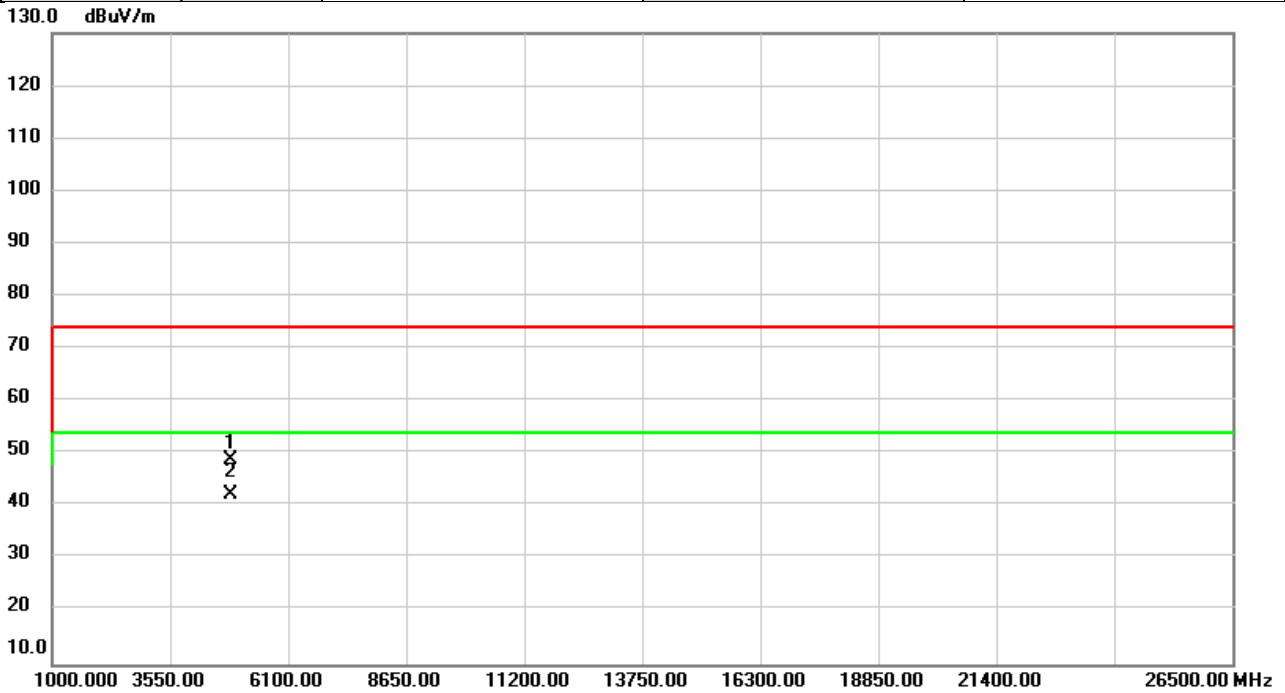


No.	Mk.	Freq. MHz	Reading Level dBuV	Correct Factor dB	Measure- ment dBuV/m	Limit dBuV/m	Over dB	Detector	Comment
1		4874.000	47.72	0.04	47.76	74.00	-26.24	peak	
2	*	4874.000	42.23	0.04	42.27	54.00	-11.73	AVG	

REMARKS:

- (1) Measurement Value = Reading Level + Correct Factor.
- (2) Margin Level = Measurement Value - Limit Value.

Test Mode	IEEE 802.11b	Test Date	2022/5/25
Test Frequency	2437MHz	Polarization	Horizontal
Temp	23°C	Hum.	67%

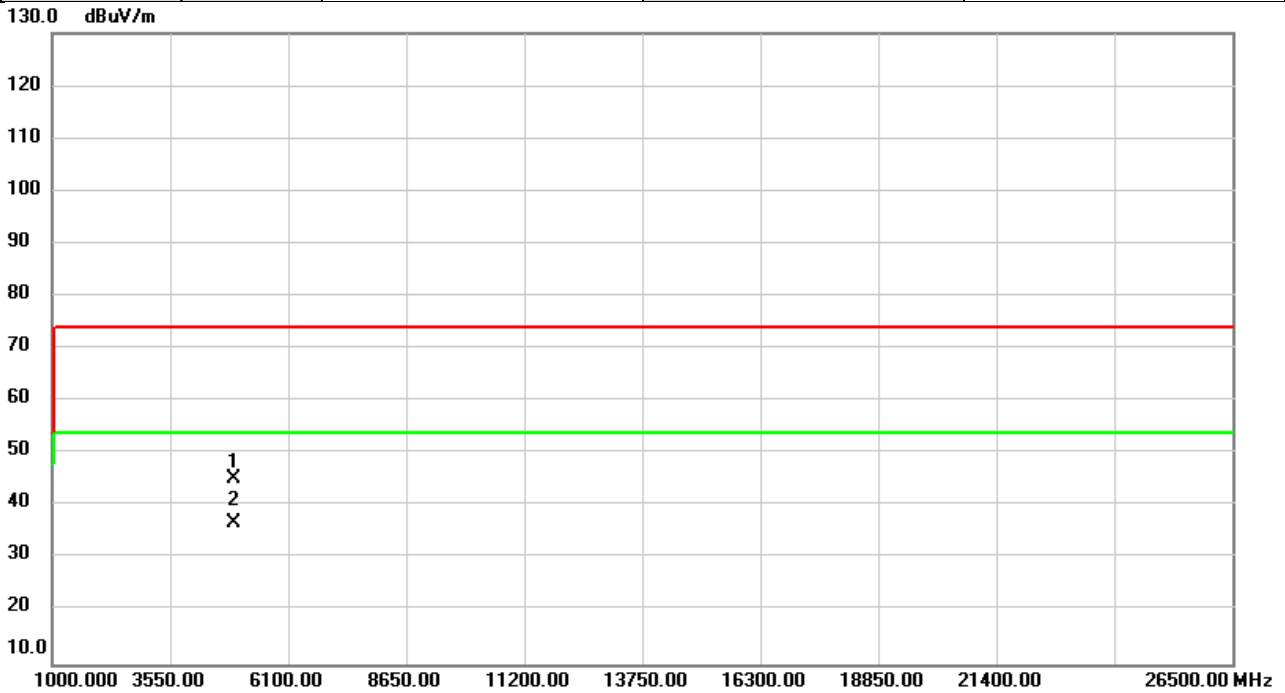


No.	Mk.	Freq. MHz	Reading Level dBuV	Correct Factor dB	Measure- ment dBuV/m	Limit dBuV/m	Over dB	Detector	Comment
1		4874.000	48.68	0.04	48.72	74.00	-25.28	peak	
2	*	4874.000	42.19	0.04	42.23	54.00	-11.77	AVG	

REMARKS:

- (1) Measurement Value = Reading Level + Correct Factor.
- (2) Margin Level = Measurement Value - Limit Value.

Test Mode	IEEE 802.11b	Test Date	2022/5/25
Test Frequency	2462MHz	Polarization	Vertical
Temp	23°C	Hum.	67%

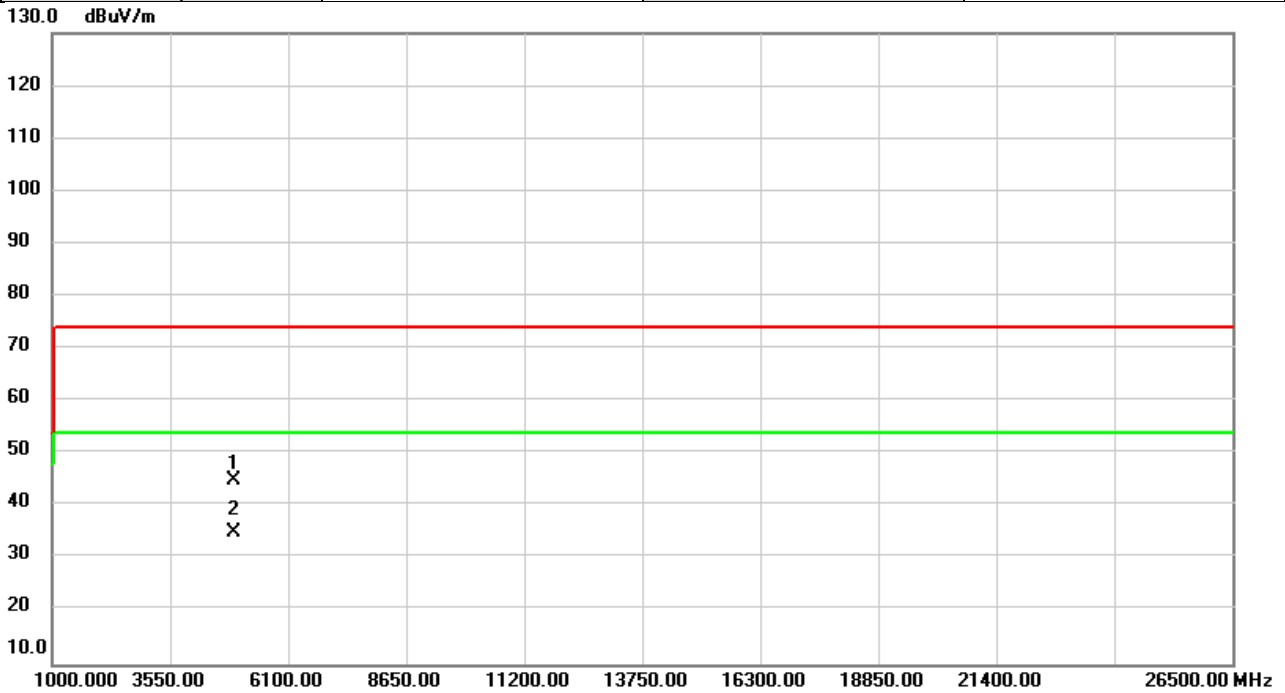


No.	Mk.	Freq. MHz	Reading Level dBuV	Correct Factor dB	Measure- ment dBuV/m	Limit dBuV/m	Over dB	Detector	Comment
1		4924.000	44.99	0.14	45.13	74.00	-28.87	peak	
2	*	4924.000	36.62	0.14	36.76	54.00	-17.24	AVG	

REMARKS:

- (1) Measurement Value = Reading Level + Correct Factor.
- (2) Margin Level = Measurement Value - Limit Value.

Test Mode	IEEE 802.11b	Test Date	2022/5/25
Test Frequency	2462MHz	Polarization	Horizontal
Temp	23°C	Hum.	67%

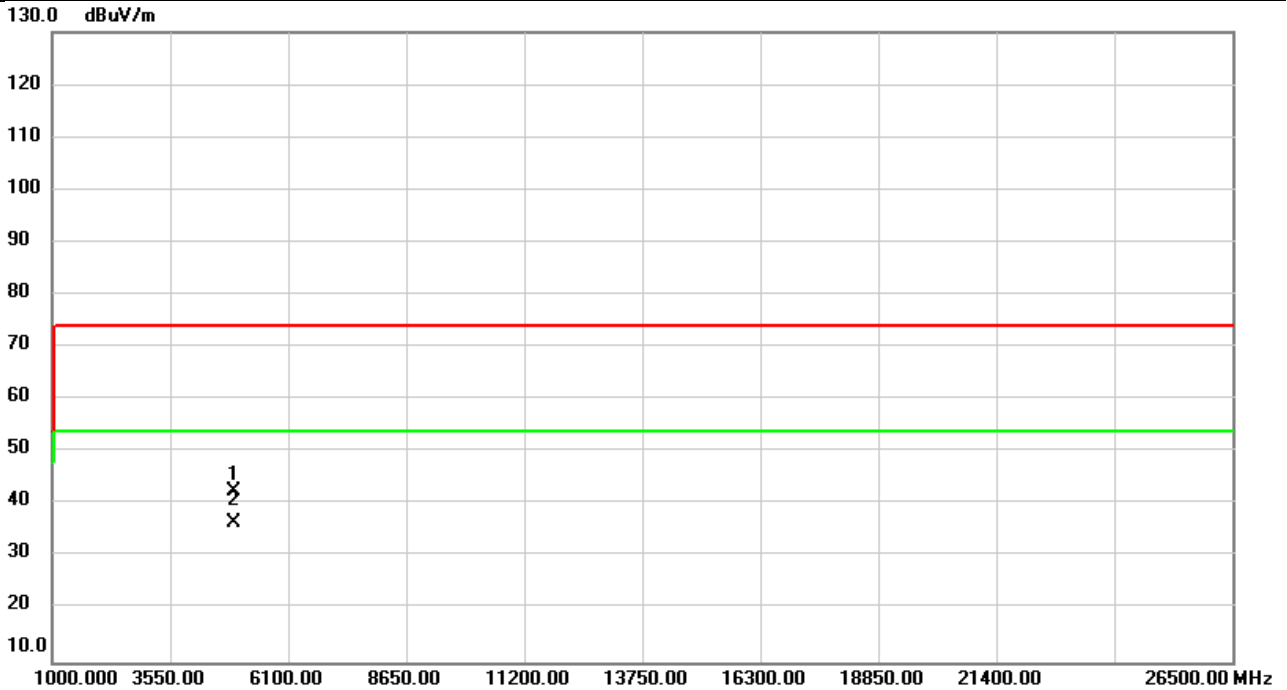


No.	Mk.	Freq. MHz	Reading Level dBuV	Correct Factor dB	Measure- ment dBuV/m	Limit dBuV/m	Over dB	Detector	Comment
1		4924.000	44.78	0.14	44.92	74.00	-29.08	peak	
2	*	4924.000	34.84	0.14	34.98	54.00	-19.02	AVG	

REMARKS:

- (1) Measurement Value = Reading Level + Correct Factor.
- (2) Margin Level = Measurement Value - Limit Value.

Test Mode	IEEE 802.11b	Test Date	2022/8/16
Test Frequency	2467MHz	Polarization	Vertical
Temp	28°C	Hum.	62%

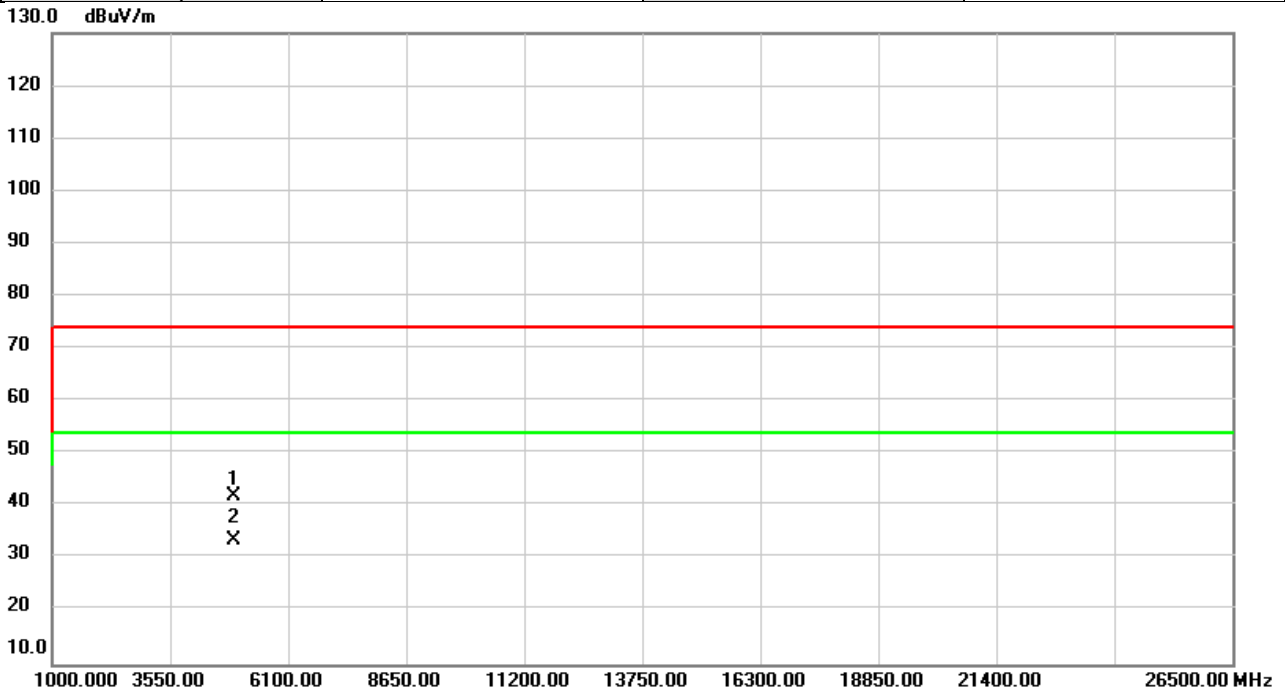


No.	Mk.	Freq. MHz	Reading Level dBuV	Correct Factor dB	Measure- ment dBuV/m	Limit dBuV/m	Over dB	Detector	Comment
1		4934.000	41.36	1.10	42.46	74.00	-31.54	peak	
2	*	4934.000	35.37	1.10	36.47	54.00	-17.53	AVG	

REMARKS:

- (1) Measurement Value = Reading Level + Correct Factor.
- (2) Margin Level = Measurement Value - Limit Value.

Test Mode	IEEE 802.11b	Test Date	2022/8/16
Test Frequency	2467MHz	Polarization	Horizontal
Temp	28°C	Hum.	62%

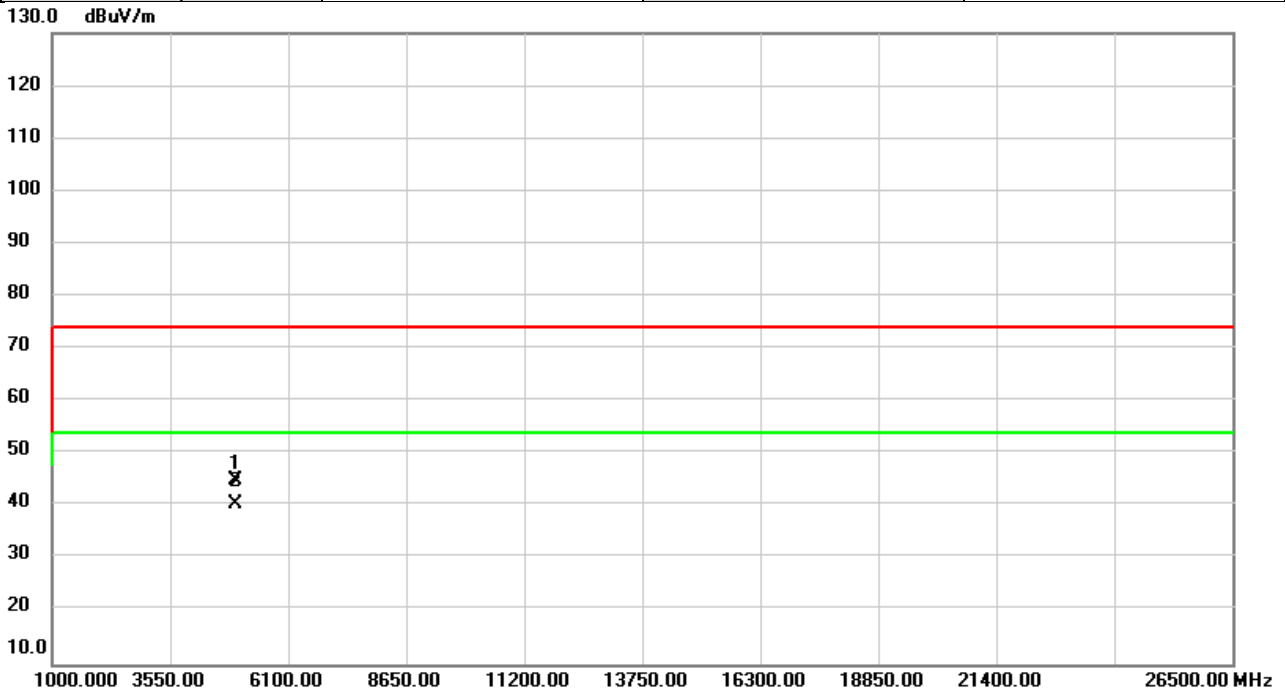


No.	Mk.	Freq. MHz	Reading Level dBuV	Correct Factor dB	Measure- ment dBuV/m	Limit dBuV/m	Over dB	Detector	Comment
1		4934.000	40.74	1.10	41.84	74.00	-32.16	peak	
2	*	4934.000	32.58	1.10	33.68	54.00	-20.32	AVG	

REMARKS:

- (1) Measurement Value = Reading Level + Correct Factor.
- (2) Margin Level = Measurement Value - Limit Value.

Test Mode	IEEE 802.11b	Test Date	2022/8/16
Test Frequency	2472MHz	Polarization	Vertical
Temp	28°C	Hum.	62%

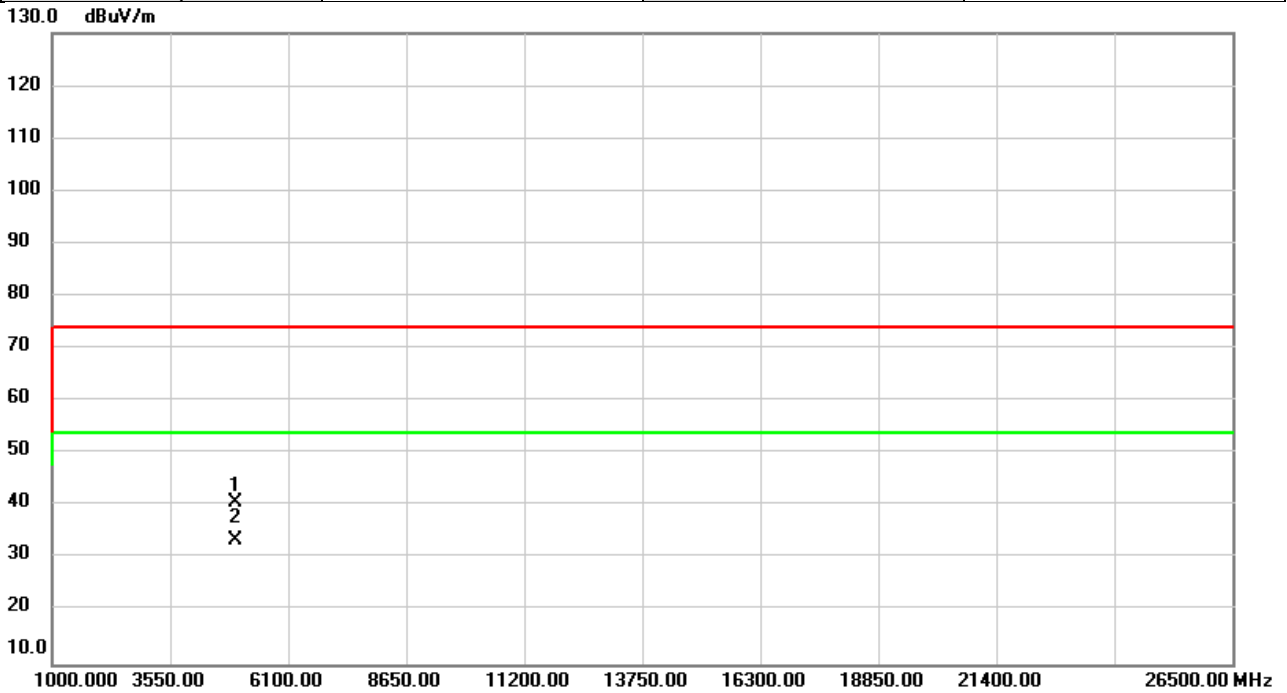


No.	Mk.	Freq. MHz	Reading Level dBuV	Correct Factor dB	Measure- ment dBuV/m	Limit dBuV/m	Over dB	Detector	Comment
1		4944.000	43.88	1.13	45.01	74.00	-28.99	peak	
2	*	4944.000	39.27	1.13	40.40	54.00	-13.60	AVG	

REMARKS:

- (1) Measurement Value = Reading Level + Correct Factor.
- (2) Margin Level = Measurement Value - Limit Value.

Test Mode	IEEE 802.11b	Test Date	2022/8/16
Test Frequency	2472MHz	Polarization	Horizontal
Temp	28°C	Hum.	62%



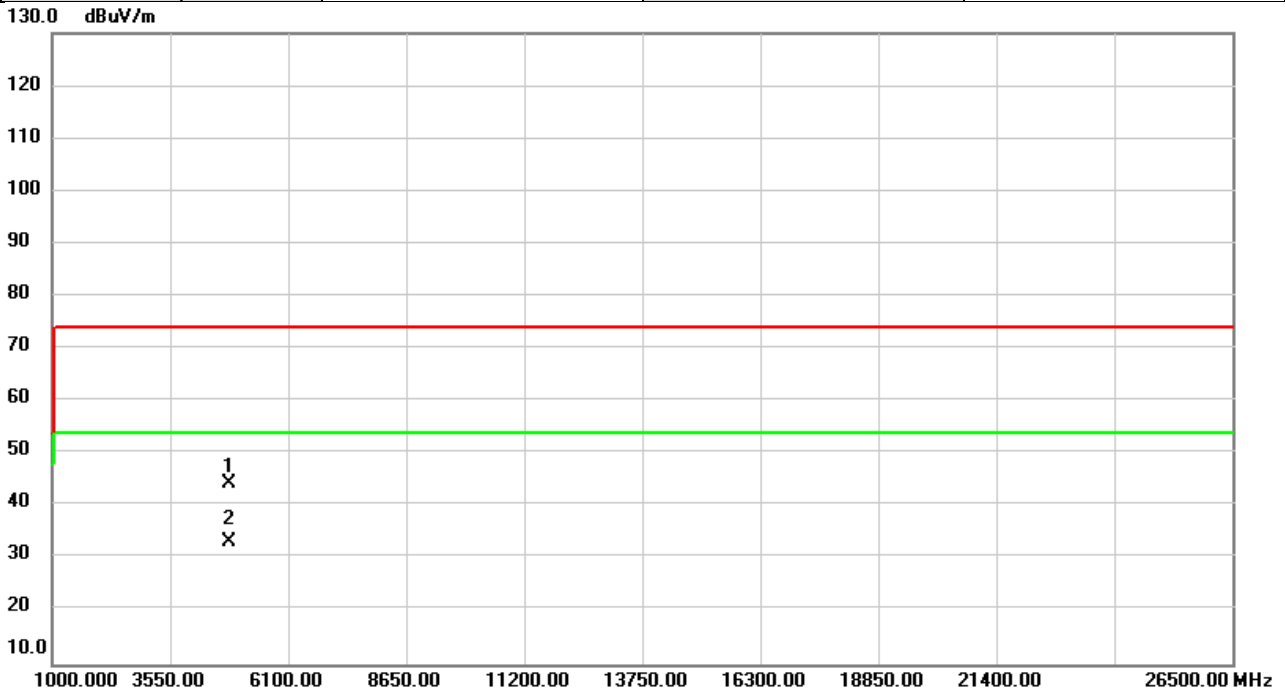
No.	Mk.	Freq. MHz	Reading Level dBuV	Correct Factor dB	Measure- ment dBuV/m	Limit dBuV/m	Over dB	Detector	Comment
1		4944.000	39.64	1.13	40.77	74.00	-33.23	peak	
2	*	4944.000	32.37	1.13	33.50	54.00	-20.50	AVG	

REMARKS:

(1) Measurement Value = Reading Level + Correct Factor.

(2) Margin Level = Measurement Value - Limit Value.

Test Mode	IEEE 802.11g	Test Date	2022/5/25
Test Frequency	2412MHz	Polarization	Vertical
Temp	23°C	Hum.	67%

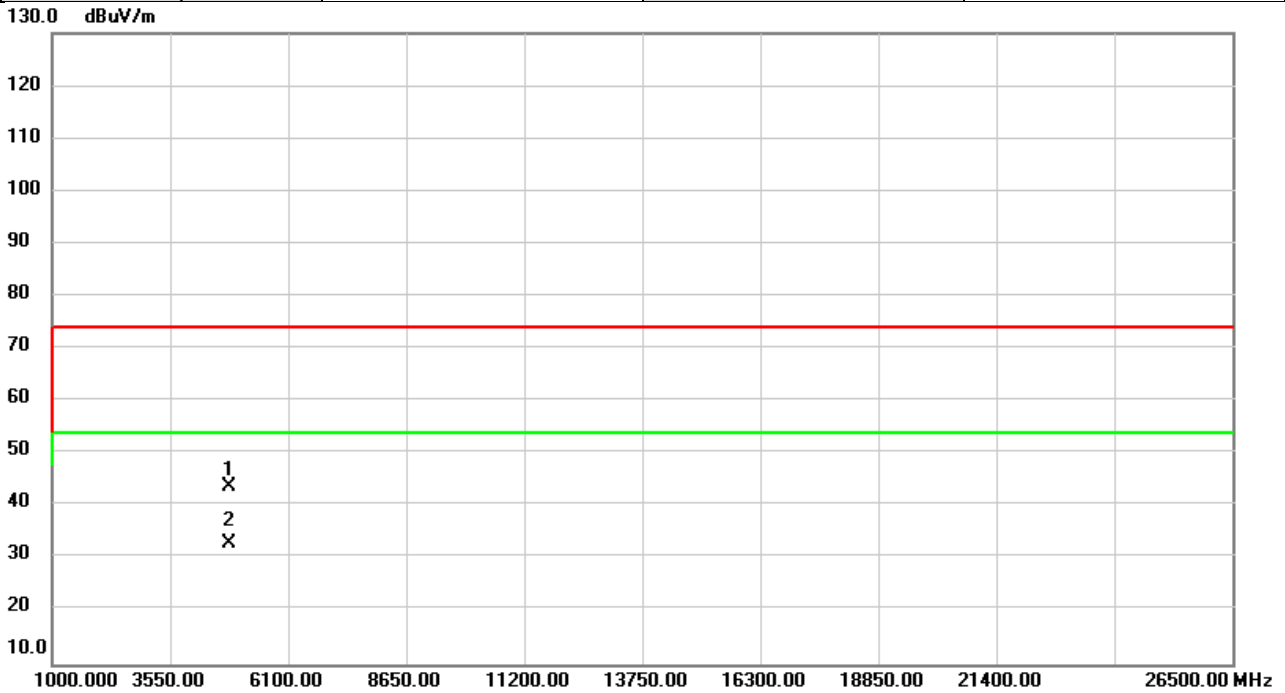


No.	Mk.	Freq. MHz	Reading Level dBuV	Correct Factor dB	Measure- ment dBuV/m	Limit dBuV/m	Over dB	Detector	Comment
1		4824.000	44.35	-0.06	44.29	74.00	-29.71	peak	
2	*	4824.000	33.25	-0.06	33.19	54.00	-20.81	AVG	

REMARKS:

- (1) Measurement Value = Reading Level + Correct Factor.
- (2) Margin Level = Measurement Value - Limit Value.

Test Mode	IEEE 802.11g	Test Date	2022/5/25
Test Frequency	2412MHz	Polarization	Horizontal
Temp	23°C	Hum.	67%

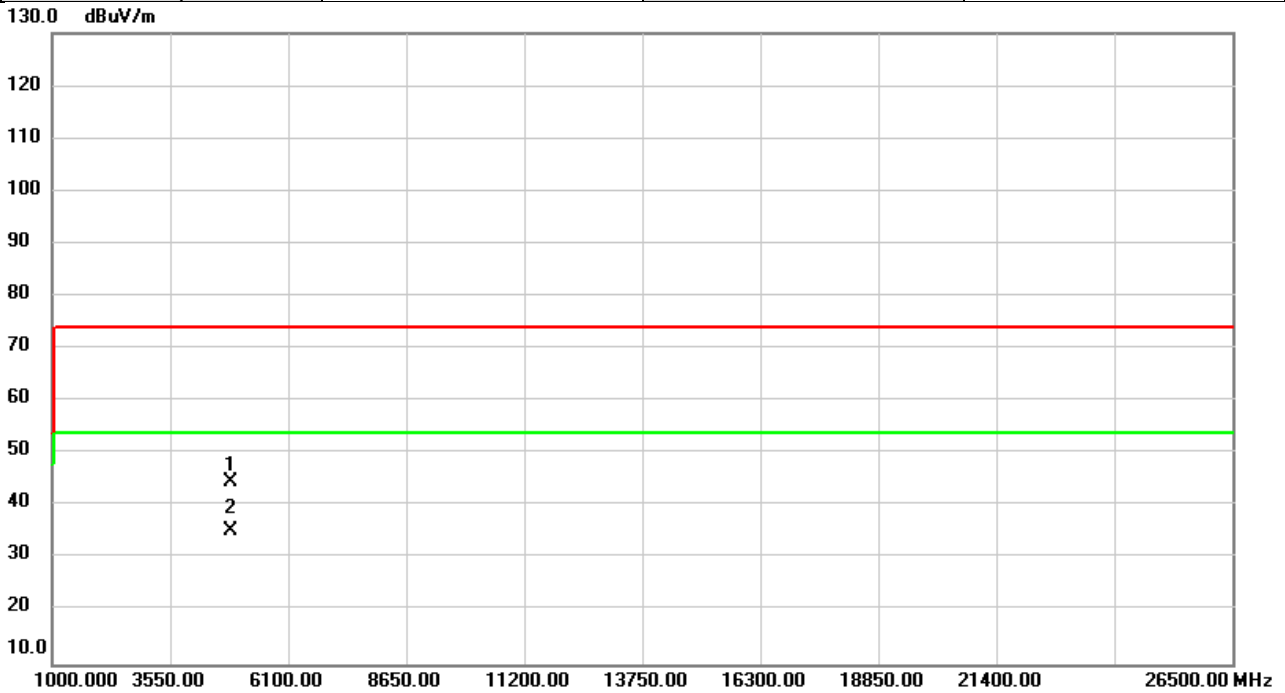


No.	Mk.	Freq. MHz	Reading Level dBuV	Correct Factor dB	Measure- ment dBuV/m	Limit dBuV/m	Over dB	Detector	Comment
1		4824.000	43.81	-0.06	43.75	74.00	-30.25	peak	
2	*	4824.000	33.09	-0.06	33.03	54.00	-20.97	AVG	

REMARKS:

- (1) Measurement Value = Reading Level + Correct Factor.
- (2) Margin Level = Measurement Value - Limit Value.

Test Mode	IEEE 802.11g	Test Date	2022/5/25
Test Frequency	2437MHz	Polarization	Vertical
Temp	23°C	Hum.	67%

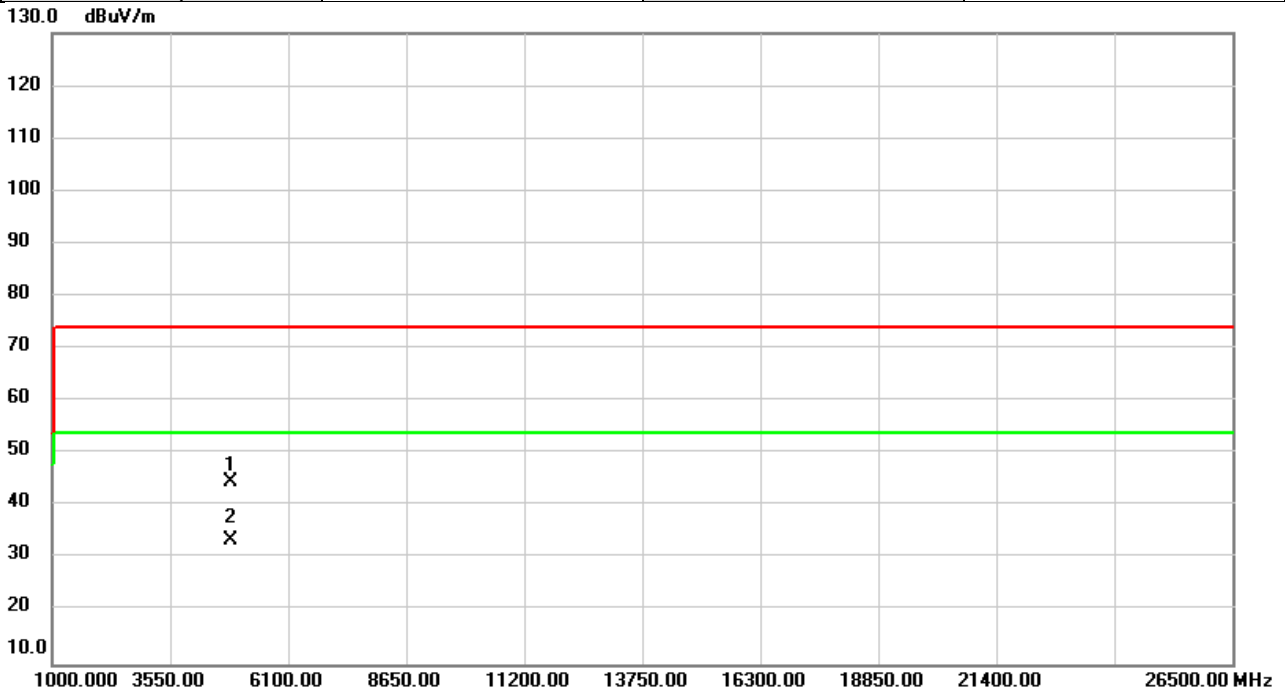


No.	Mk.	Freq. MHz	Reading Level dBuV	Correct Factor dB	Measure- ment dBuV/m	Limit dBuV/m	Over dB	Detector	Comment
1		4874.000	44.52	0.04	44.56	74.00	-29.44	peak	
2	*	4874.000	35.16	0.04	35.20	54.00	-18.80	AVG	

REMARKS:

- (1) Measurement Value = Reading Level + Correct Factor.
- (2) Margin Level = Measurement Value - Limit Value.

Test Mode	IEEE 802.11g	Test Date	2022/5/25
Test Frequency	2437MHz	Polarization	Horizontal
Temp	23°C	Hum.	67%

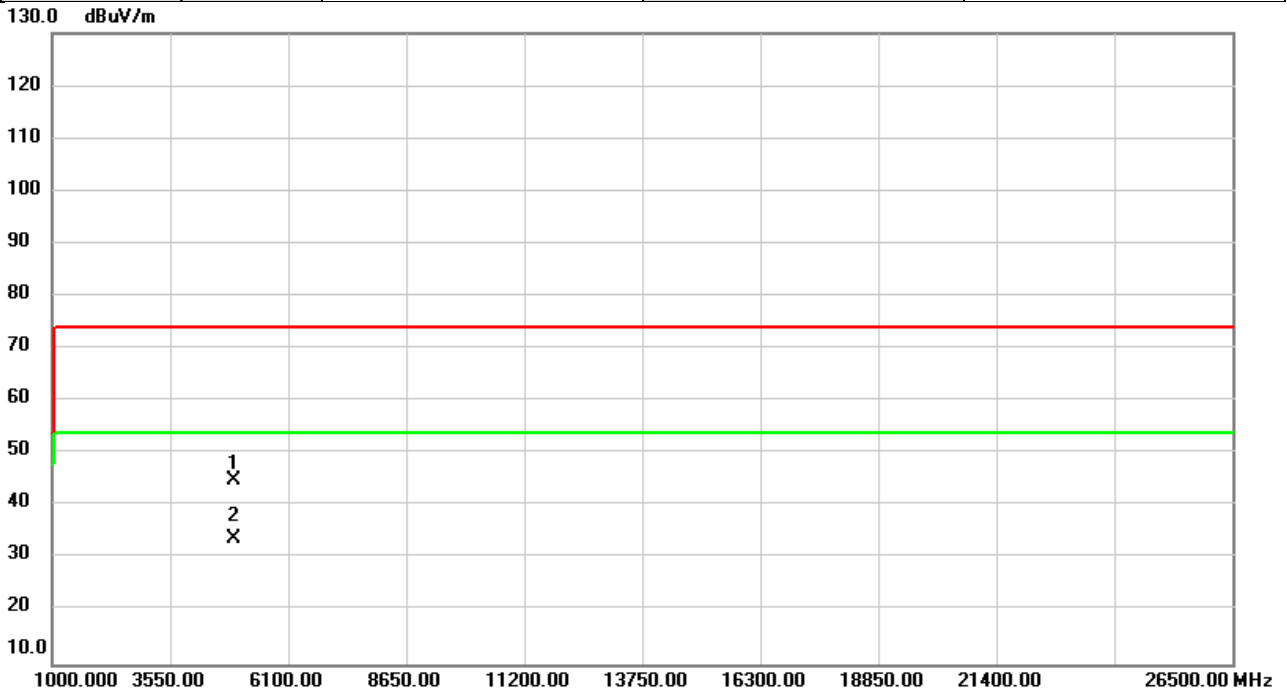


No.	Mk.	Freq. MHz	Reading Level dBuV	Correct Factor dB	Measure- ment dBuV/m	Limit dBuV/m	Over dB	Detector	Comment
1		4874.000	44.72	0.04	44.76	74.00	-29.24	peak	
2	*	4874.000	33.46	0.04	33.50	54.00	-20.50	AVG	

REMARKS:

- (1) Measurement Value = Reading Level + Correct Factor.
- (2) Margin Level = Measurement Value - Limit Value.

Test Mode	IEEE 802.11g	Test Date	2022/5/25
Test Frequency	2462MHz	Polarization	Vertical
Temp	23°C	Hum.	67%

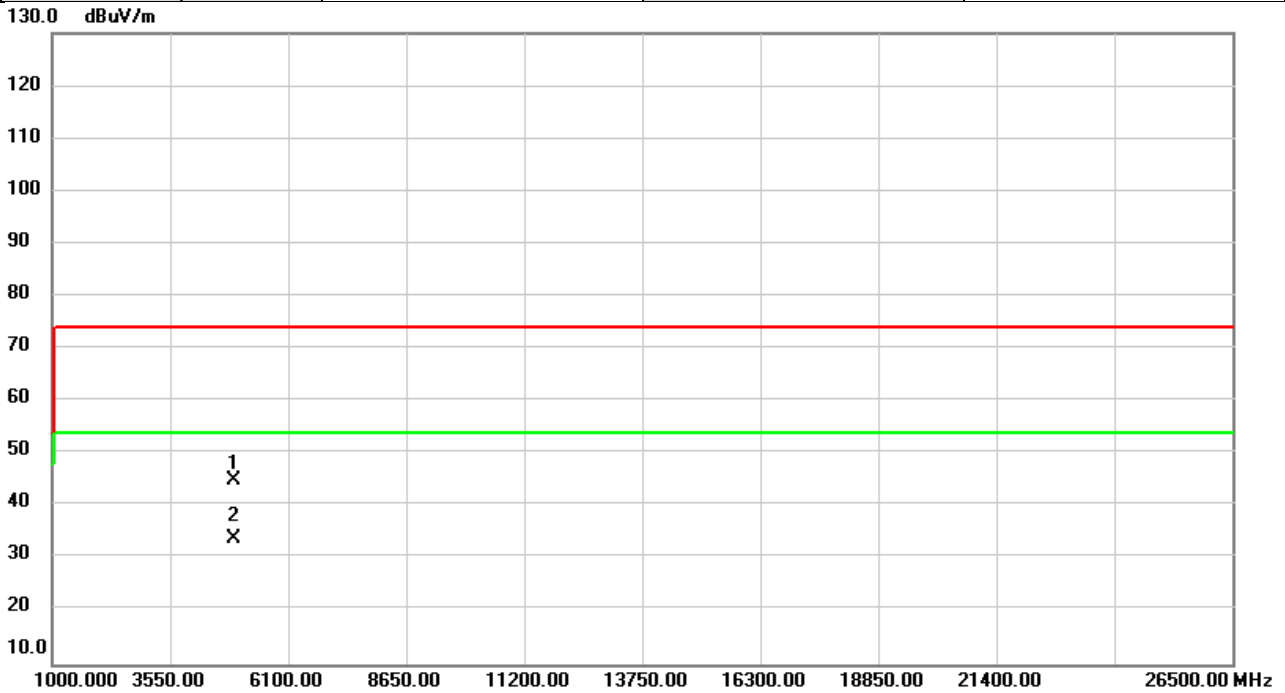


No.	Mk.	Freq. MHz	Reading Level dBuV	Correct Factor dB	Measure- ment dBuV/m	Limit dBuV/m	Over dB	Detector	Comment
1		4924.000	44.90	0.14	45.04	74.00	-28.96	peak	
2	*	4924.000	33.84	0.14	33.98	54.00	-20.02	AVG	

REMARKS:

- (1) Measurement Value = Reading Level + Correct Factor.
- (2) Margin Level = Measurement Value - Limit Value.

Test Mode	IEEE 802.11g	Test Date	2022/5/25
Test Frequency	2462MHz	Polarization	Horizontal
Temp	23°C	Hum.	67%

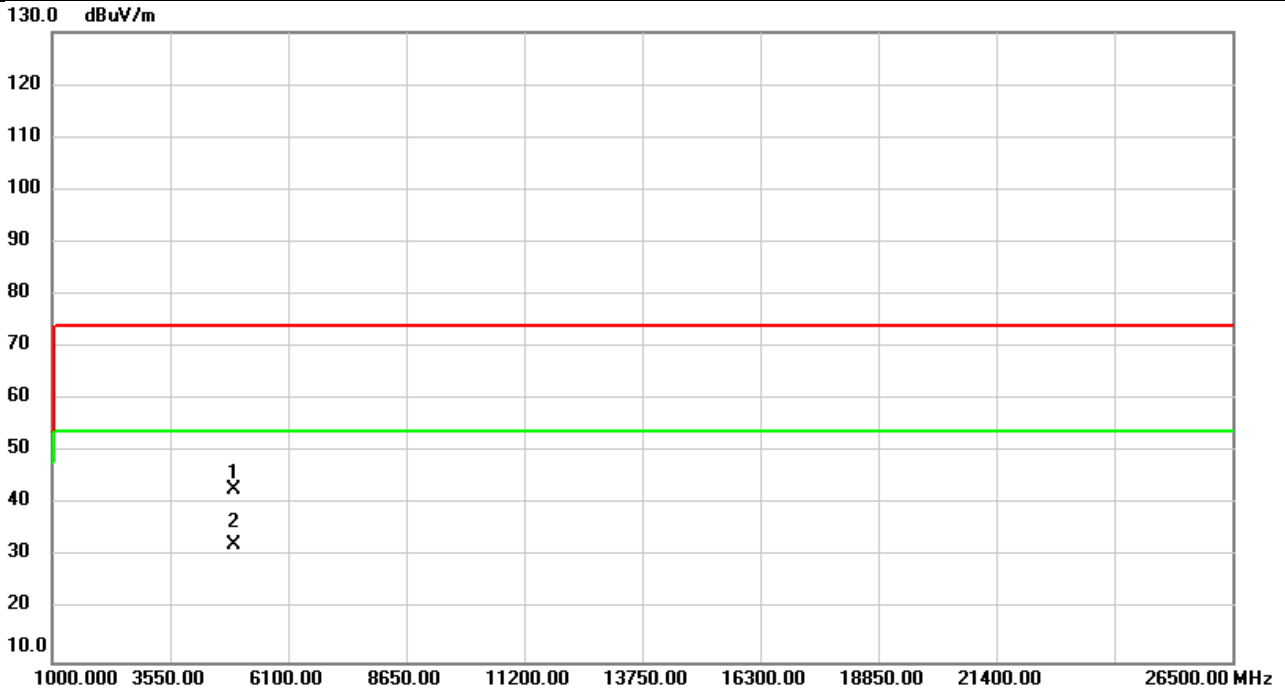


No.	Mk.	Freq. MHz	Reading Level dBuV	Correct Factor dB	Measure- ment dBuV/m	Limit dBuV/m	Over dB	Detector	Comment
1		4924.000	44.75	0.14	44.89	74.00	-29.11	peak	
2	*	4924.000	33.70	0.14	33.84	54.00	-20.16	AVG	

REMARKS:

- (1) Measurement Value = Reading Level + Correct Factor.
- (2) Margin Level = Measurement Value - Limit Value.

Test Mode	IEEE 802.11g	Test Date	2022/8/16
Test Frequency	2467MHz	Polarization	Vertical
Temp	28°C	Hum.	62%

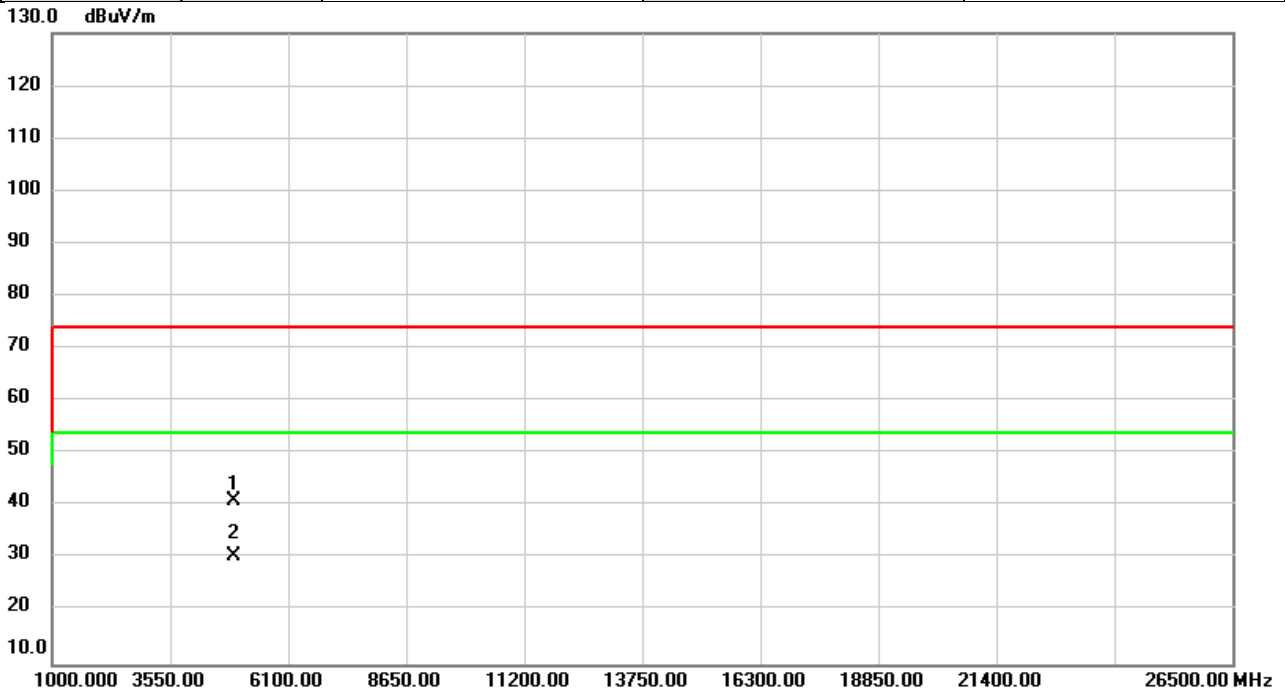


No.	Mk.	Freq. MHz	Reading Level dBuV	Correct Factor dB	Measure- ment dBuV/m	Limit dBuV/m	Over dB	Detector	Comment
1		4934.000	41.88	1.10	42.98	74.00	-31.02	peak	
2	*	4934.000	31.27	1.10	32.37	54.00	-21.63	AVG	

REMARKS:

- (1) Measurement Value = Reading Level + Correct Factor.
- (2) Margin Level = Measurement Value - Limit Value.

Test Mode	IEEE 802.11g	Test Date	2022/8/16
Test Frequency	2467MHz	Polarization	Horizontal
Temp	28°C	Hum.	62%

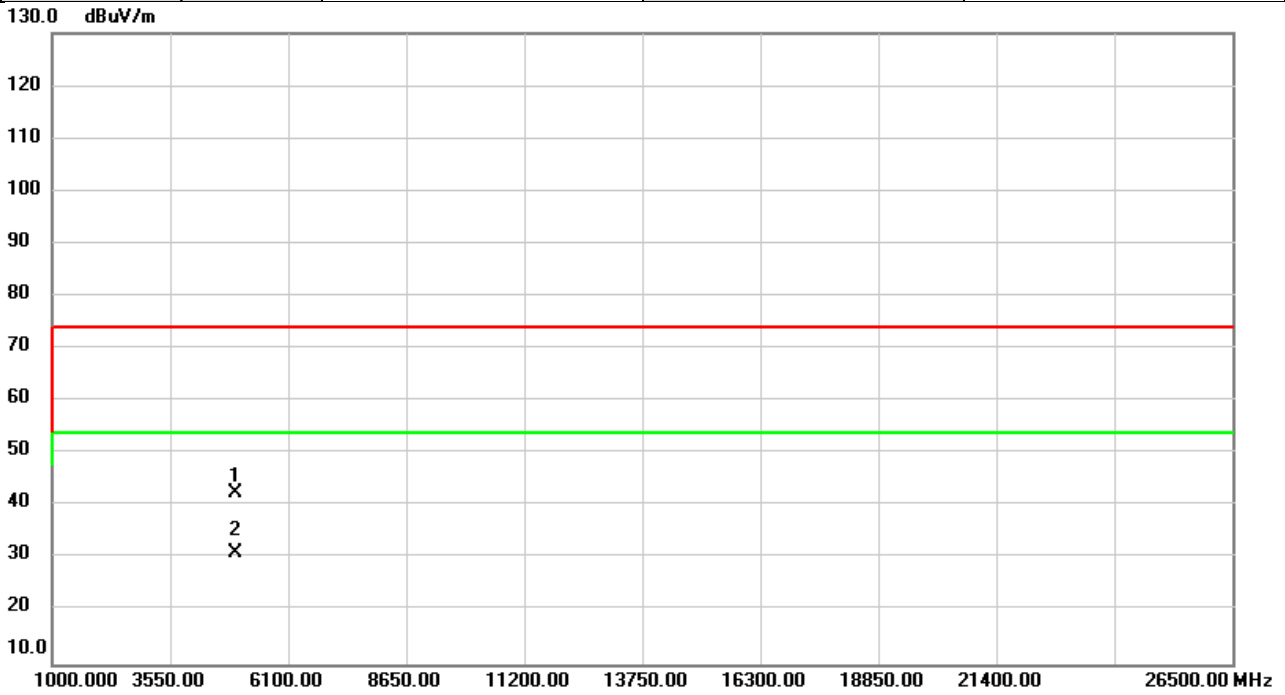


No.	Mk.	Freq. MHz	Reading Level dBuV	Correct Factor dB	Measure- ment dBuV/m	Limit dBuV/m	Over dB	Detector	Comment
1		4934.000	40.01	1.10	41.11	74.00	-32.89	peak	
2	*	4934.000	29.34	1.10	30.44	54.00	-23.56	AVG	

REMARKS:

- (1) Measurement Value = Reading Level + Correct Factor.
- (2) Margin Level = Measurement Value - Limit Value.

Test Mode	IEEE 802.11g	Test Date	2022/8/16
Test Frequency	2472MHz	Polarization	Vertical
Temp	28°C	Hum.	62%

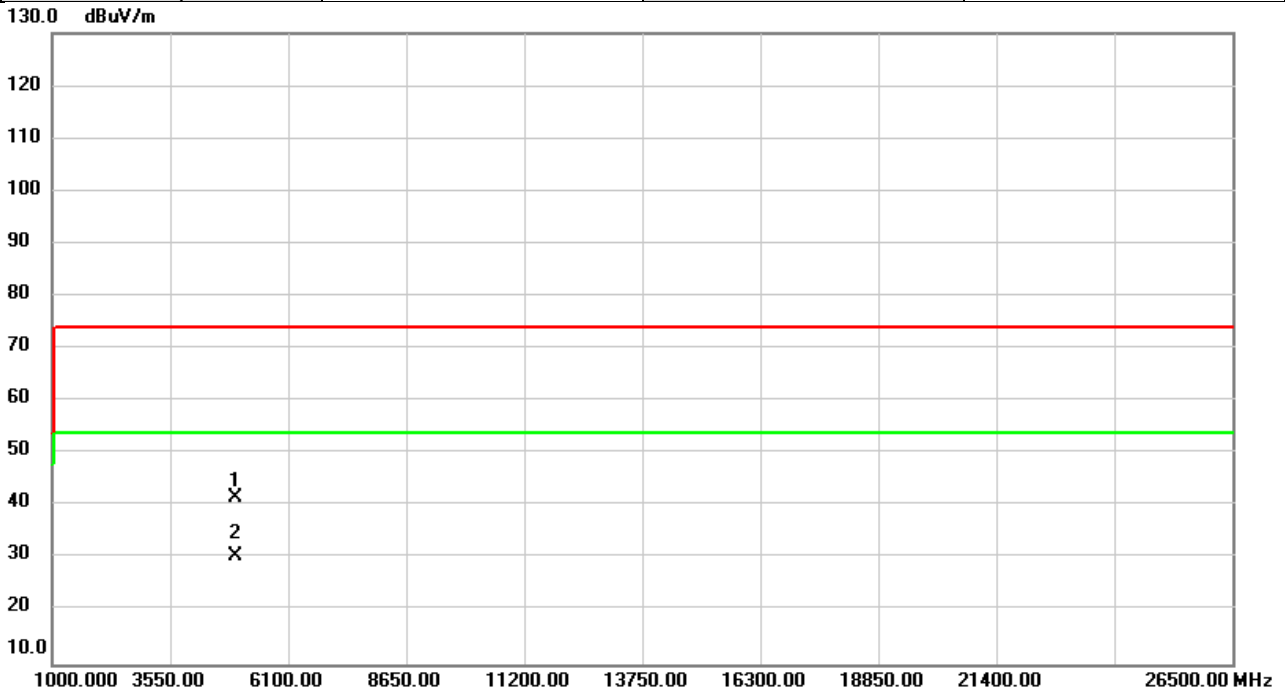


No.	Mk.	Freq. MHz	Reading Level dBuV	Correct Factor dB	Measure- ment dBuV/m	Limit dBuV/m	Over dB	Detector	Comment
1		4944.000	41.29	1.13	42.42	74.00	-31.58	peak	
2	*	4944.000	29.97	1.13	31.10	54.00	-22.90	AVG	

REMARKS:

- (1) Measurement Value = Reading Level + Correct Factor.
- (2) Margin Level = Measurement Value - Limit Value.

Test Mode	IEEE 802.11g	Test Date	2022/8/16
Test Frequency	2472MHz	Polarization	Horizontal
Temp	28°C	Hum.	62%

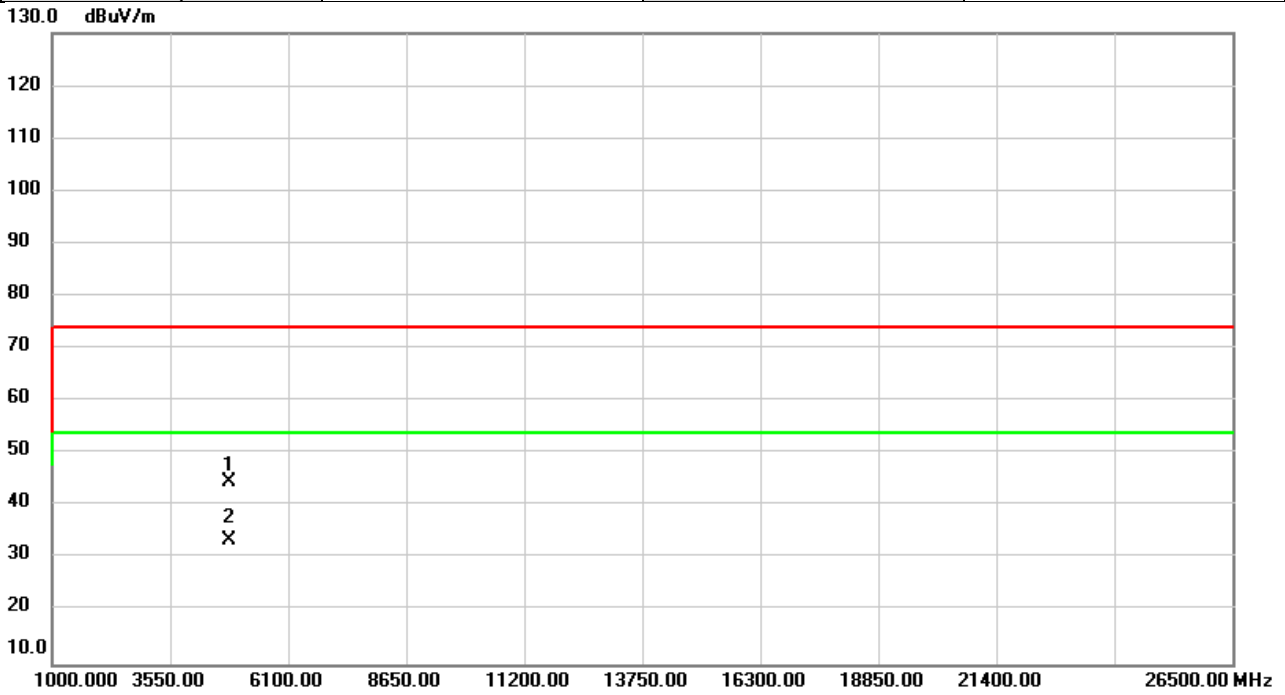


No.	Mk.	Freq. MHz	Reading Level dBuV	Correct Factor dB	Measure- ment dBuV/m	Limit dBuV/m	Over dB	Detector	Comment
1		4944.000	40.58	1.13	41.71	74.00	-32.29	peak	
2	*	4944.000	29.29	1.13	30.42	54.00	-23.58	AVG	

REMARKS:

- (1) Measurement Value = Reading Level + Correct Factor.
- (2) Margin Level = Measurement Value - Limit Value.

Test Mode	IEEE 802.11n (HT20)	Test Date	2022/5/25
Test Frequency	2412MHz	Polarization	Vertical
Temp	23°C	Hum.	67%

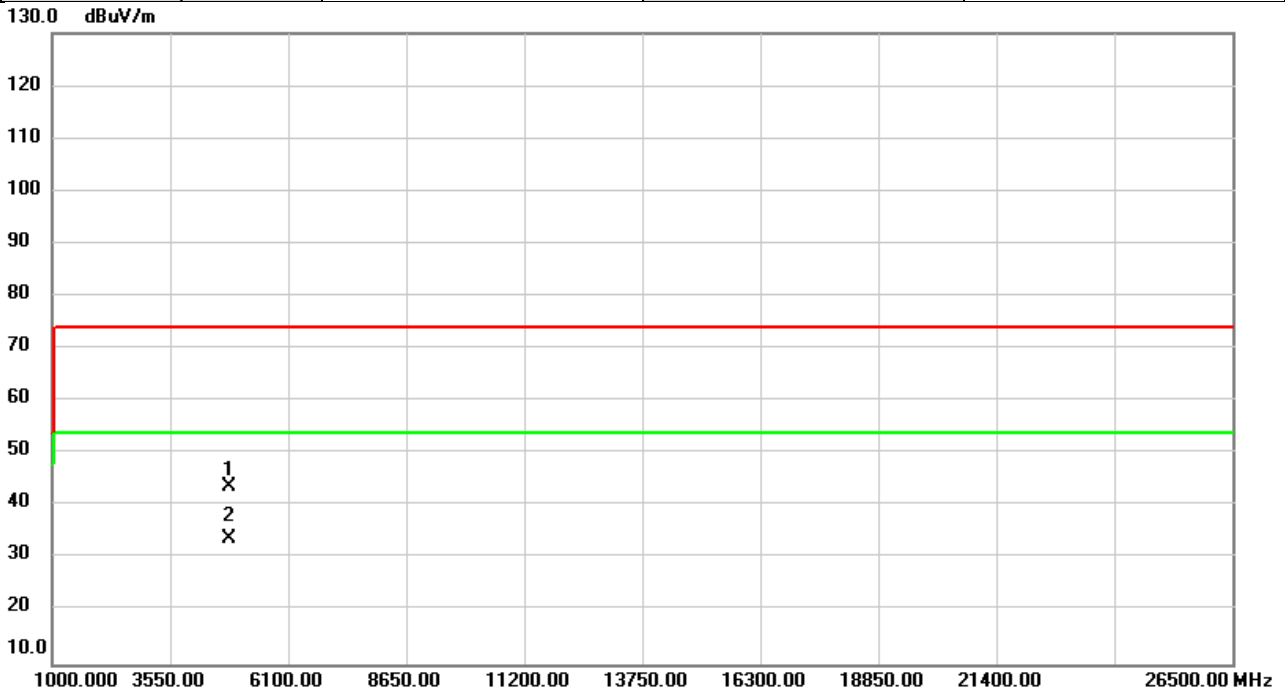


No.	Mk.	Freq. MHz	Reading Level dBuV	Correct Factor dB	Measure- ment dBuV/m	Limit dBuV/m	Over dB	Detector	Comment
1		4824.000	44.85	-0.06	44.79	74.00	-29.21	peak	
2	*	4824.000	33.58	-0.06	33.52	54.00	-20.48	AVG	

REMARKS:

- (1) Measurement Value = Reading Level + Correct Factor.
- (2) Margin Level = Measurement Value - Limit Value.

Test Mode	IEEE 802.11n (HT20)	Test Date	2022/5/25
Test Frequency	2412MHz	Polarization	Horizontal
Temp	23°C	Hum.	67%

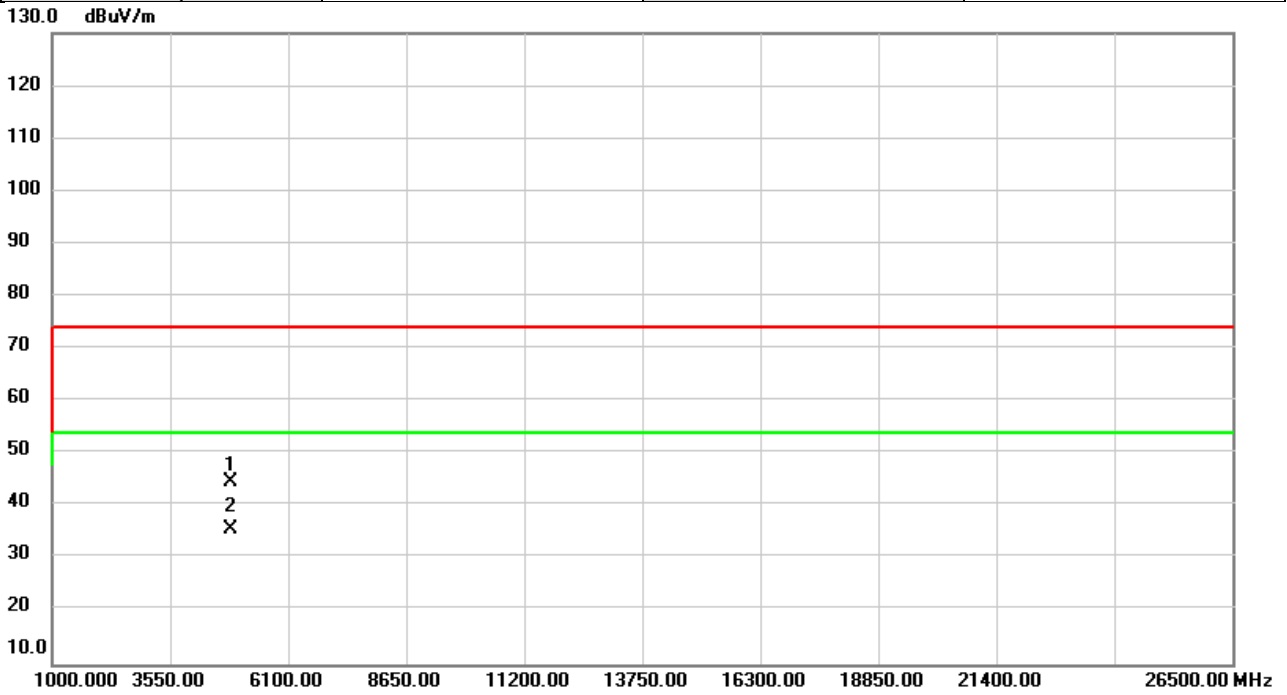


No.	Mk.	Freq. MHz	Reading Level dBuV	Correct Factor dB	Measure- ment dBuV/m	Limit dBuV/m	Over dB	Detector	Comment
1		4824.000	43.82	-0.06	43.76	74.00	-30.24	peak	
2	*	4824.000	33.82	-0.06	33.76	54.00	-20.24	AVG	

REMARKS:

- (1) Measurement Value = Reading Level + Correct Factor.
- (2) Margin Level = Measurement Value - Limit Value.

Test Mode	IEEE 802.11n (HT20)	Test Date	2022/5/25
Test Frequency	2437MHz	Polarization	Vertical
Temp	23°C	Hum.	67%

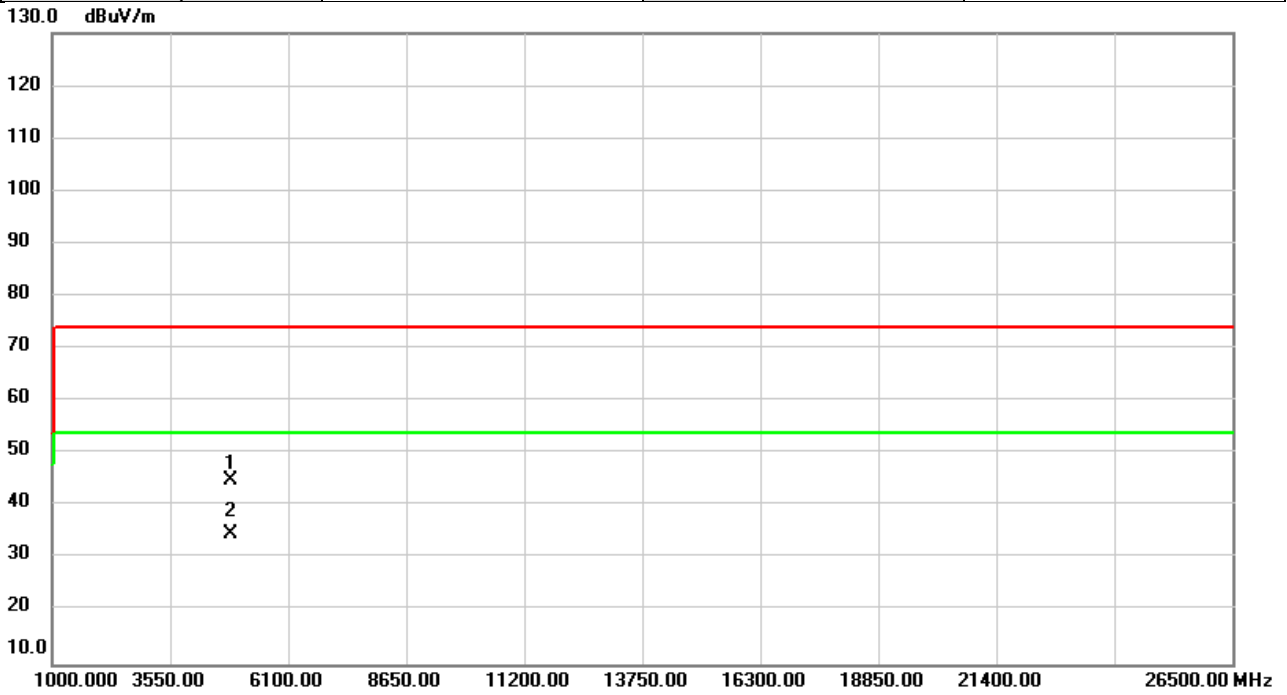


No.	Mk.	Freq. MHz	Reading Level dBuV	Correct Factor dB	Measure- ment dBuV/m	Limit dBuV/m	Over dB	Detector	Comment
1		4874.000	44.61	0.04	44.65	74.00	-29.35	peak	
2	*	4874.000	35.47	0.04	35.51	54.00	-18.49	AVG	

REMARKS:

- (1) Measurement Value = Reading Level + Correct Factor.
- (2) Margin Level = Measurement Value - Limit Value.

Test Mode	IEEE 802.11n (HT20)	Test Date	2022/5/25
Test Frequency	2437MHz	Polarization	Horizontal
Temp	23°C	Hum.	67%

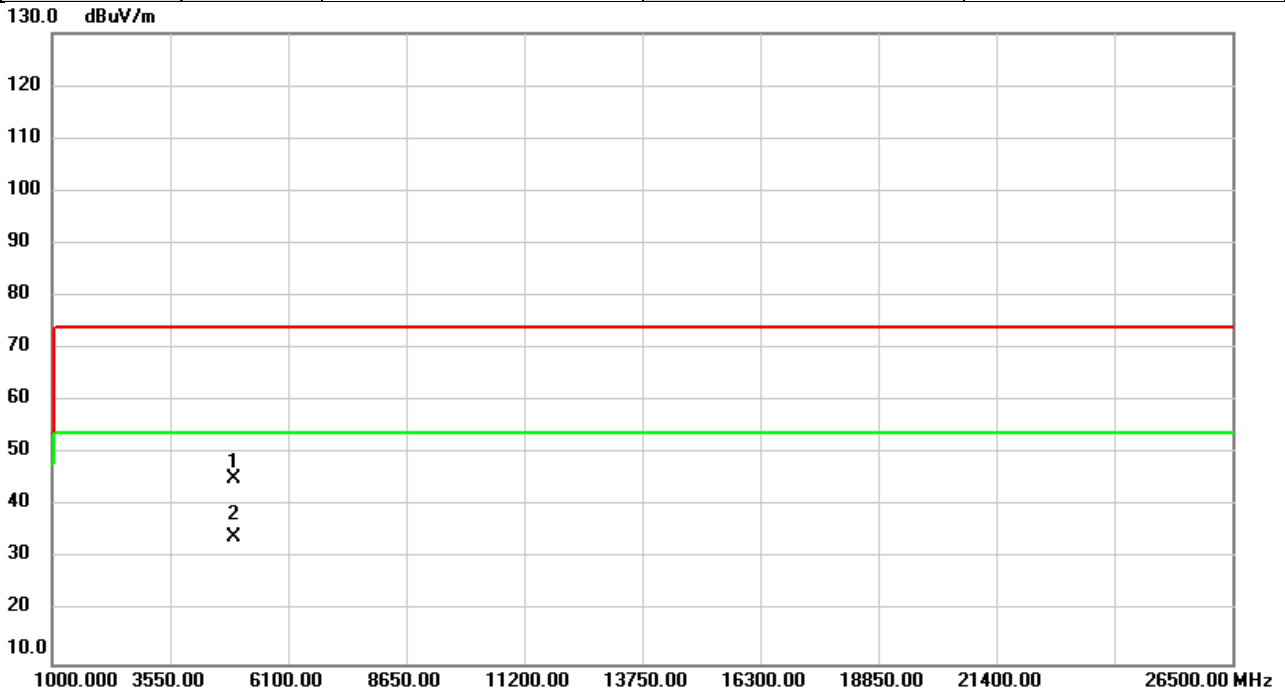


No.	Mk.	Freq. MHz	Reading Level dBuV	Correct Factor dB	Measure- ment dBuV/m	Limit dBuV/m	Over dB	Detector	Comment
1		4874.000	44.81	0.04	44.85	74.00	-29.15	peak	
2	*	4874.000	34.71	0.04	34.75	54.00	-19.25	AVG	

REMARKS:

- (1) Measurement Value = Reading Level + Correct Factor.
- (2) Margin Level = Measurement Value - Limit Value.

Test Mode	IEEE 802.11n (HT20)	Test Date	2022/5/25
Test Frequency	2462MHz	Polarization	Vertical
Temp	23°C	Hum.	67%

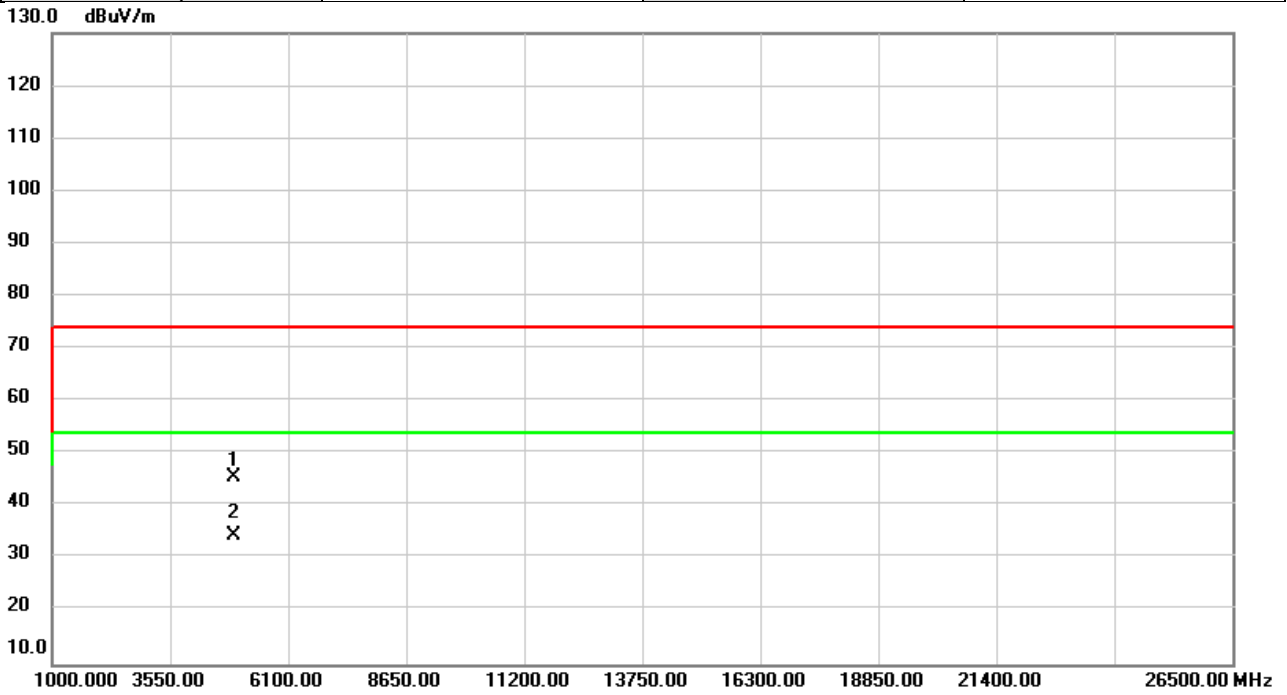


No.	Mk.	Freq. MHz	Reading Level dBuV	Correct Factor dB	Measure- ment dBuV/m	Limit dBuV/m	Over dB	Detector	Comment
1		4924.000	45.20	0.14	45.34	74.00	-28.66	peak	
2	*	4924.000	34.13	0.14	34.27	54.00	-19.73	AVG	

REMARKS:

- (1) Measurement Value = Reading Level + Correct Factor.
- (2) Margin Level = Measurement Value - Limit Value.

Test Mode	IEEE 802.11n (HT20)	Test Date	2022/5/25
Test Frequency	2462MHz	Polarization	Horizontal
Temp	23°C	Hum.	67%

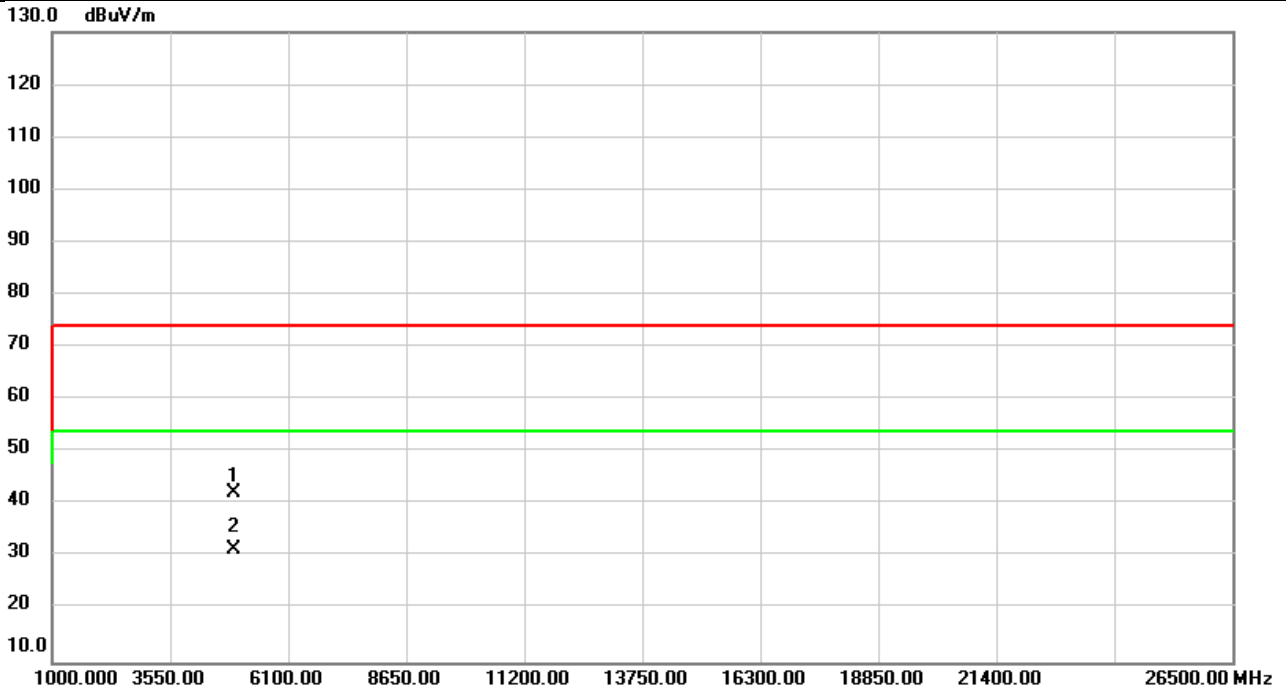


No.	Mk.	Freq. MHz	Reading Level dBuV	Correct Factor dB	Measure- ment dBuV/m	Limit dBuV/m	Over dB	Detector	Comment
1		4924.000	45.50	0.14	45.64	74.00	-28.36	peak	
2	*	4924.000	34.35	0.14	34.49	54.00	-19.51	AVG	

REMARKS:

- (1) Measurement Value = Reading Level + Correct Factor.
- (2) Margin Level = Measurement Value - Limit Value.

Test Mode	IEEE 802.11n (HT20)	Test Date	2022/8/16
Test Frequency	2467MHz	Polarization	Vertical
Temp	28°C	Hum.	62%

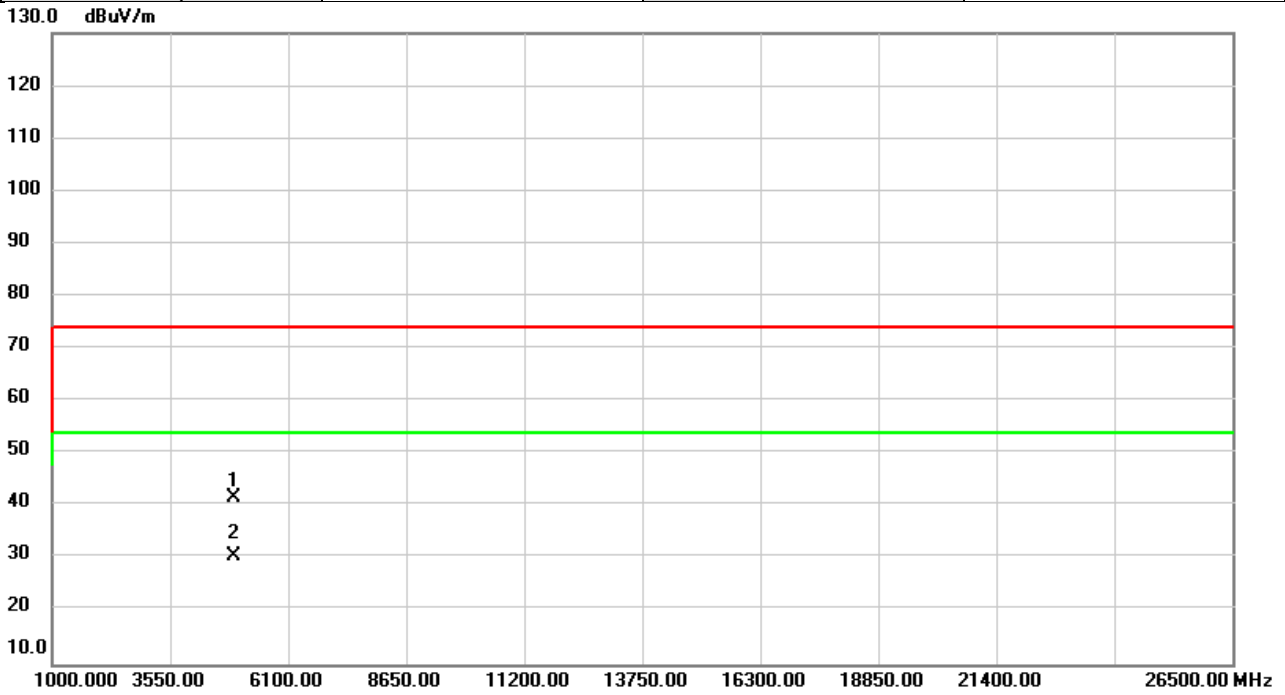


No.	Mk.	Freq. MHz	Reading Level dBuV	Correct Factor dB	Measure- ment dBuV/m	Limit dBuV/m	Over dB	Detector	Comment
1		4934.000	41.06	1.10	42.16	74.00	-31.84	peak	
2	*	4934.000	30.38	1.10	31.48	54.00	-22.52	AVG	

REMARKS:

- (1) Measurement Value = Reading Level + Correct Factor.
- (2) Margin Level = Measurement Value - Limit Value.

Test Mode	IEEE 802.11n (HT20)	Test Date	2022/8/16
Test Frequency	2467MHz	Polarization	Horizontal
Temp	28°C	Hum.	62%

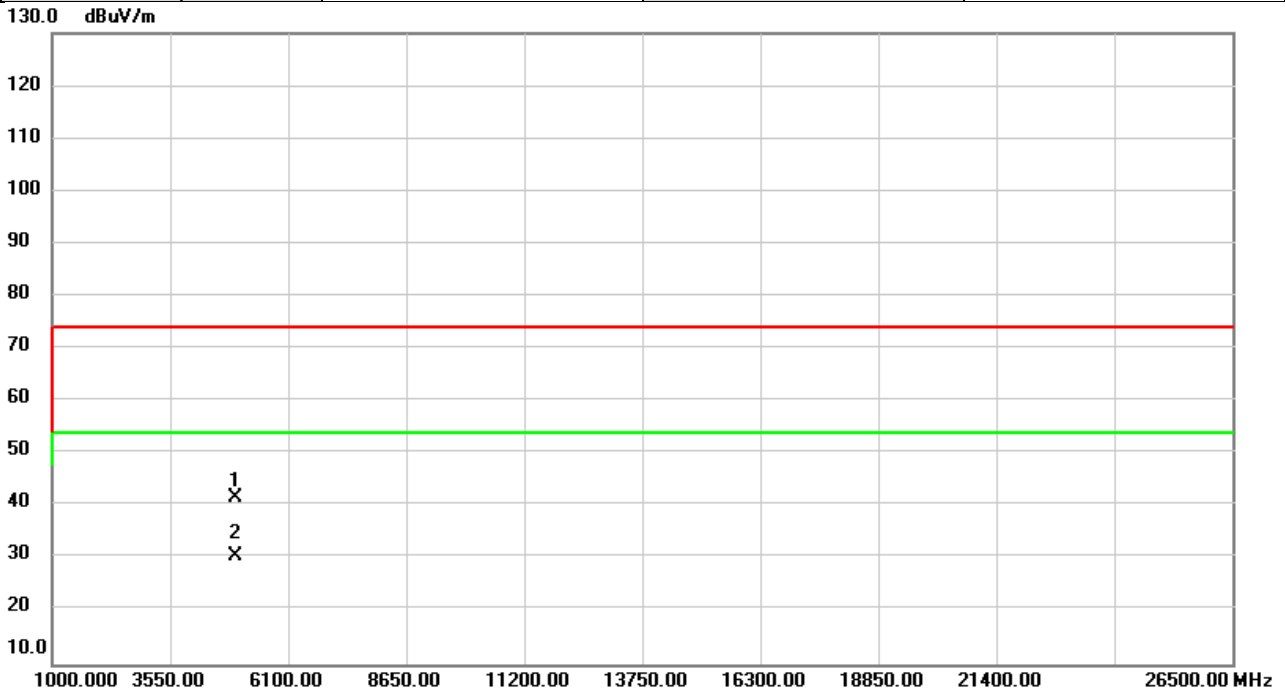


No.	Mk.	Freq. MHz	Reading Level dBuV	Correct Factor dB	Measure- ment dBuV/m	Limit dBuV/m	Over dB	Detector	Comment
1		4934.000	40.52	1.10	41.62	74.00	-32.38	peak	
2	*	4934.000	29.33	1.10	30.43	54.00	-23.57	AVG	

REMARKS:

- (1) Measurement Value = Reading Level + Correct Factor.
- (2) Margin Level = Measurement Value - Limit Value.

Test Mode	IEEE 802.11n (HT20)	Test Date	2022/8/16
Test Frequency	2472MHz	Polarization	Vertical
Temp	28°C	Hum.	62%

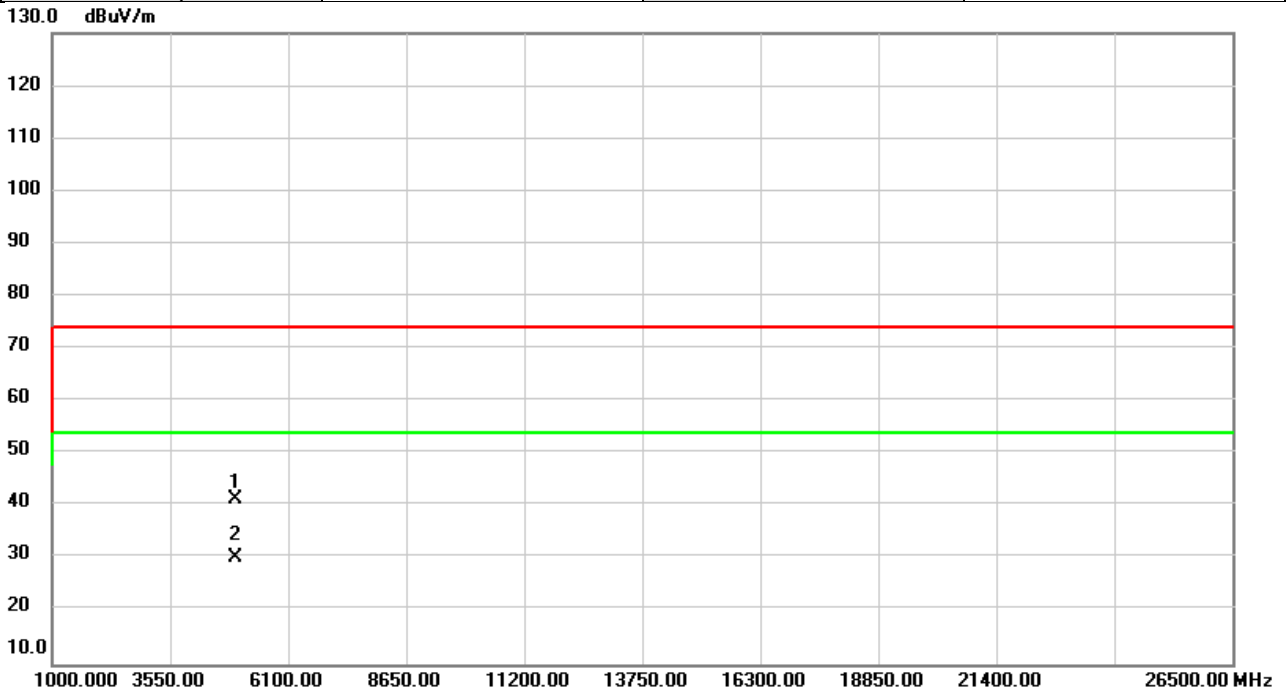


No.	Mk.	Freq. MHz	Reading Level dBuV	Correct Factor dB	Measure- ment dBuV/m	Limit dBuV/m	Over dB	Detector	Comment
1		4944.000	40.65	1.13	41.78	74.00	-32.22	peak	
2	*	4944.000	29.53	1.13	30.66	54.00	-23.34	AVG	

REMARKS:

- (1) Measurement Value = Reading Level + Correct Factor.
- (2) Margin Level = Measurement Value - Limit Value.

Test Mode	IEEE 802.11n (HT20)	Test Date	2022/8/16
Test Frequency	2472MHz	Polarization	Horizontal
Temp	28°C	Hum.	62%

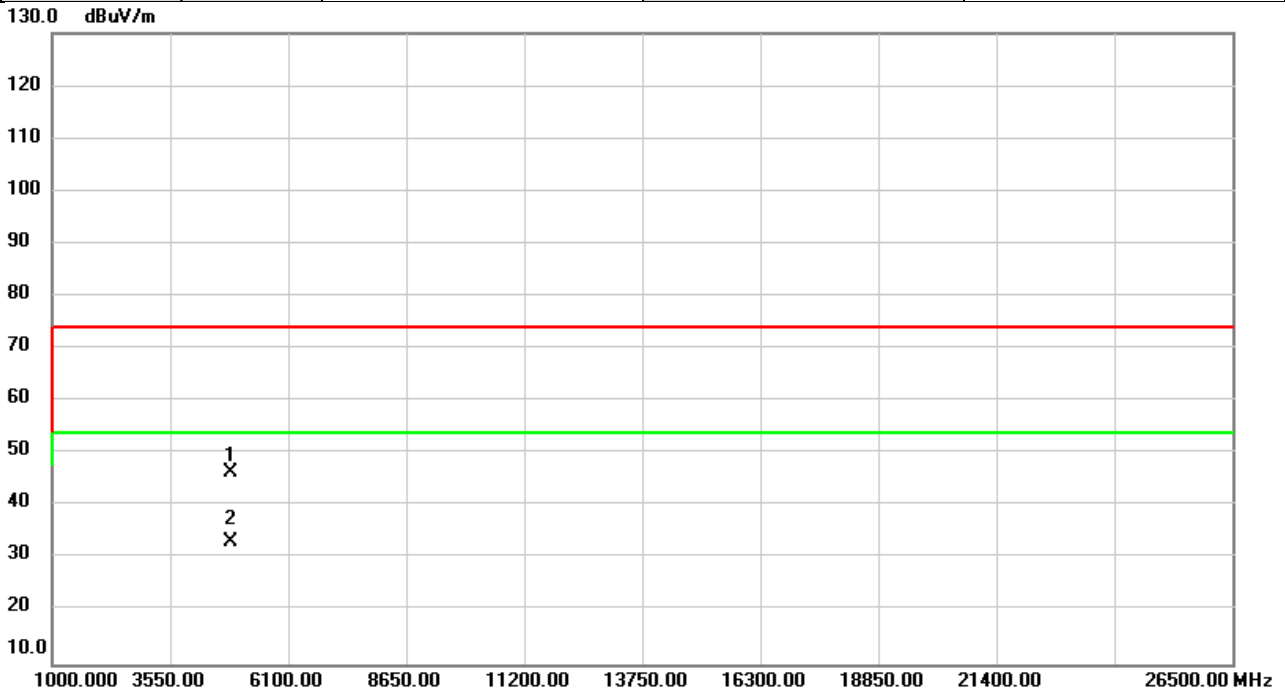


No.	Mk.	Freq. MHz	Reading Level dBuV	Correct Factor dB	Measure- ment dBuV/m	Limit dBuV/m	Over dB	Detector	Comment
1		4944.000	40.33	1.13	41.46	74.00	-32.54	peak	
2	*	4944.000	29.22	1.13	30.35	54.00	-23.65	AVG	

REMARKS:

- (1) Measurement Value = Reading Level + Correct Factor.
- (2) Margin Level = Measurement Value - Limit Value.

Test Mode	IEEE 802.11n (HT40)	Test Date	2022/5/25
Test Frequency	2422MHz	Polarization	Vertical
Temp	23°C	Hum.	67%

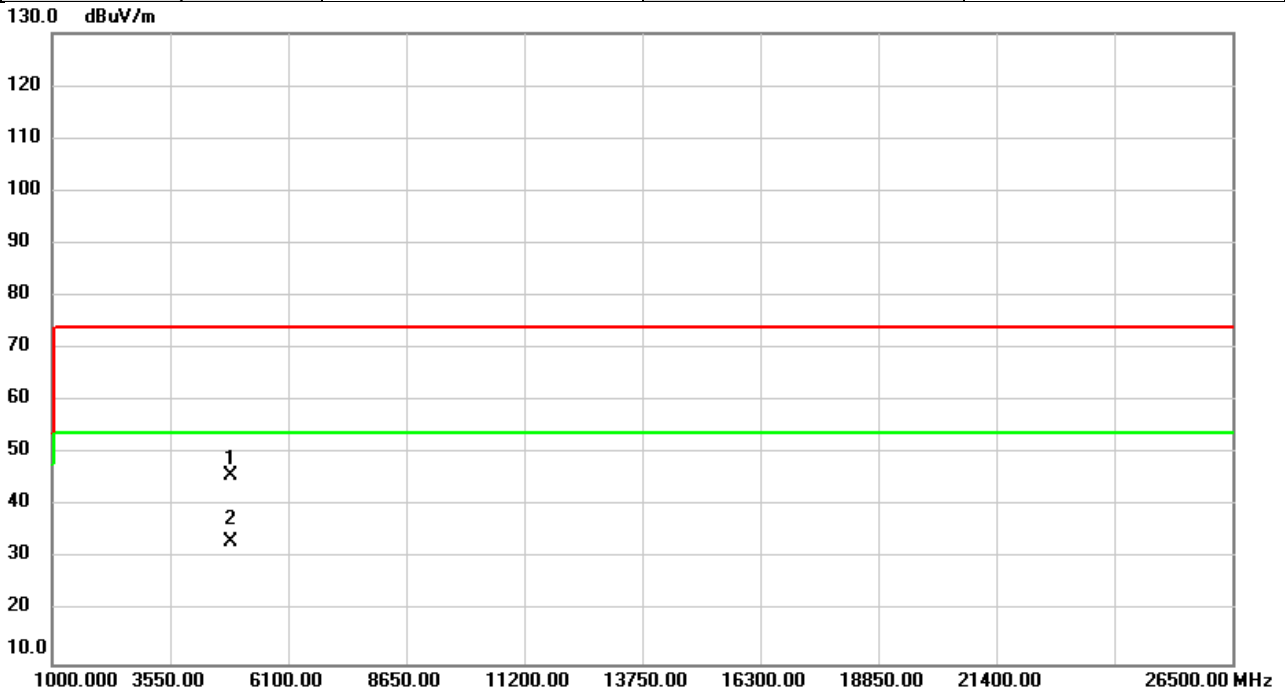


No.	Mk.	Freq. MHz	Reading Level dBuV	Correct Factor dB	Measure- ment dBuV/m	Limit dBuV/m	Over dB	Detector	Comment
1		4844.000	46.59	-0.02	46.57	74.00	-27.43	peak	
2	*	4844.000	33.13	-0.02	33.11	54.00	-20.89	AVG	

REMARKS:

- (1) Measurement Value = Reading Level + Correct Factor.
- (2) Margin Level = Measurement Value - Limit Value.

Test Mode	IEEE 802.11n (HT40)	Test Date	2022/5/25
Test Frequency	2422MHz	Polarization	Horizontal
Temp	23°C	Hum.	67%

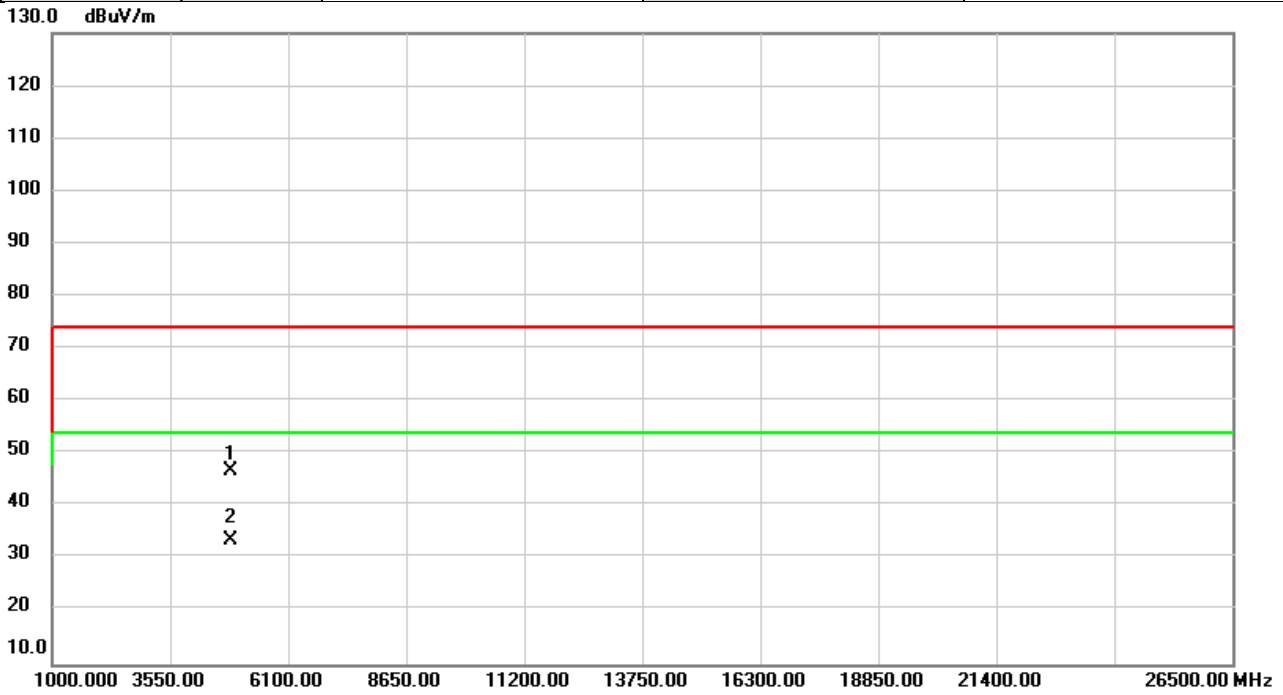


No.	Mk.	Freq. MHz	Reading Level dBuV	Correct Factor dB	Measure- ment dBuV/m	Limit dBuV/m	Over dB	Detector	Comment
1		4844.000	45.99	-0.02	45.97	74.00	-28.03	peak	
2	*	4844.000	33.16	-0.02	33.14	54.00	-20.86	AVG	

REMARKS:

- (1) Measurement Value = Reading Level + Correct Factor.
- (2) Margin Level = Measurement Value - Limit Value.

Test Mode	IEEE 802.11n (HT40)	Test Date	2022/5/25
Test Frequency	2437MHz	Polarization	Vertical
Temp	23°C	Hum.	67%

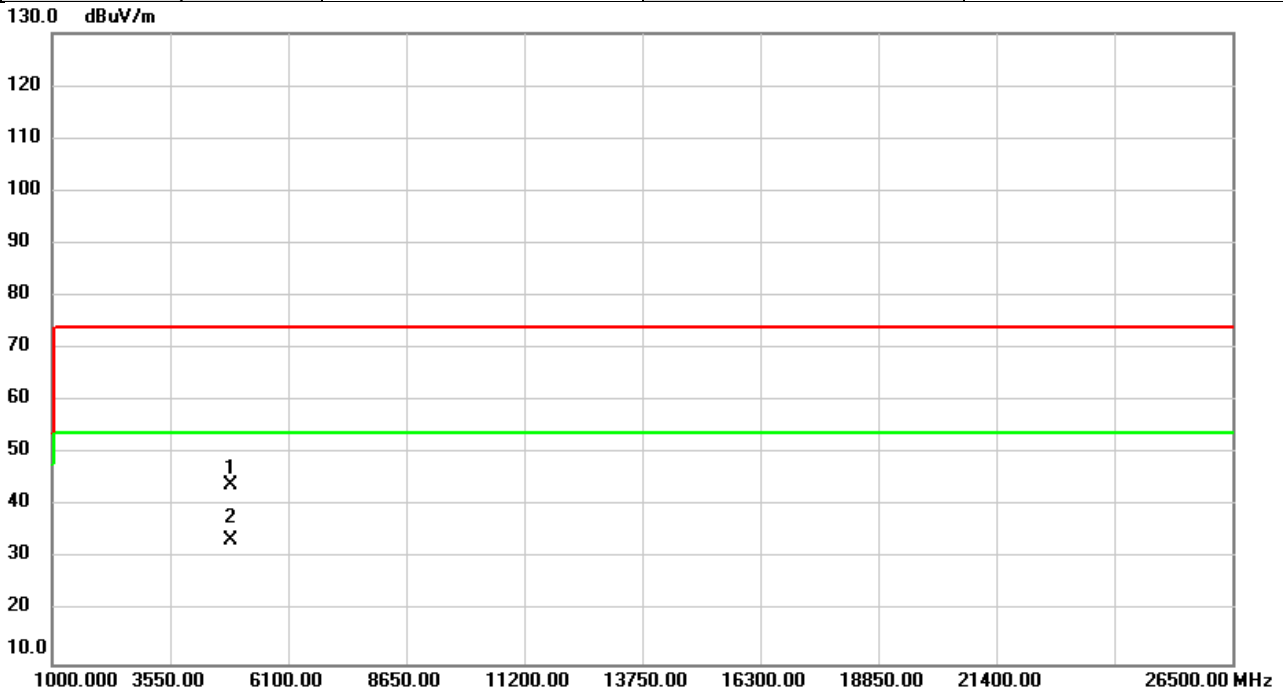


No.	Mk.	Freq. MHz	Reading Level dBuV	Correct Factor dB	Measure- ment dBuV/m	Limit dBuV/m	Over dB	Detector	Comment
1		4874.000	46.61	0.04	46.65	74.00	-27.35	peak	
2	*	4874.000	33.61	0.04	33.65	54.00	-20.35	AVG	

REMARKS:

- (1) Measurement Value = Reading Level + Correct Factor.
- (2) Margin Level = Measurement Value - Limit Value.

Test Mode	IEEE 802.11n (HT40)	Test Date	2022/5/25
Test Frequency	2437MHz	Polarization	Horizontal
Temp	23°C	Hum.	67%

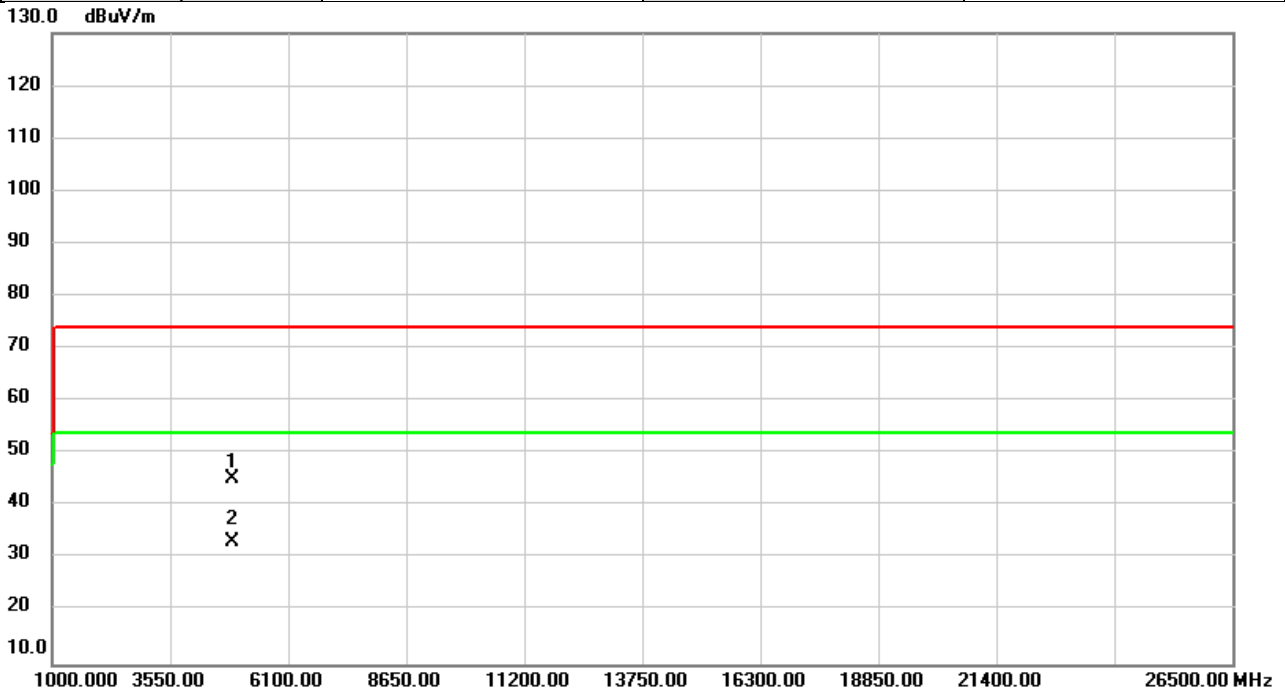


No.	Mk.	Freq. MHz	Reading Level dBuV	Correct Factor dB	Measure- ment dBuV/m	Limit dBuV/m	Over dB	Detector	Comment
1		4874.000	43.96	0.04	44.00	74.00	-30.00	peak	
2	*	4874.000	33.44	0.04	33.48	54.00	-20.52	AVG	

REMARKS:

- (1) Measurement Value = Reading Level + Correct Factor.
- (2) Margin Level = Measurement Value - Limit Value.

Test Mode	IEEE 802.11n (HT40)	Test Date	2022/5/25
Test Frequency	2452MHz	Polarization	Vertical
Temp	23°C	Hum.	67%

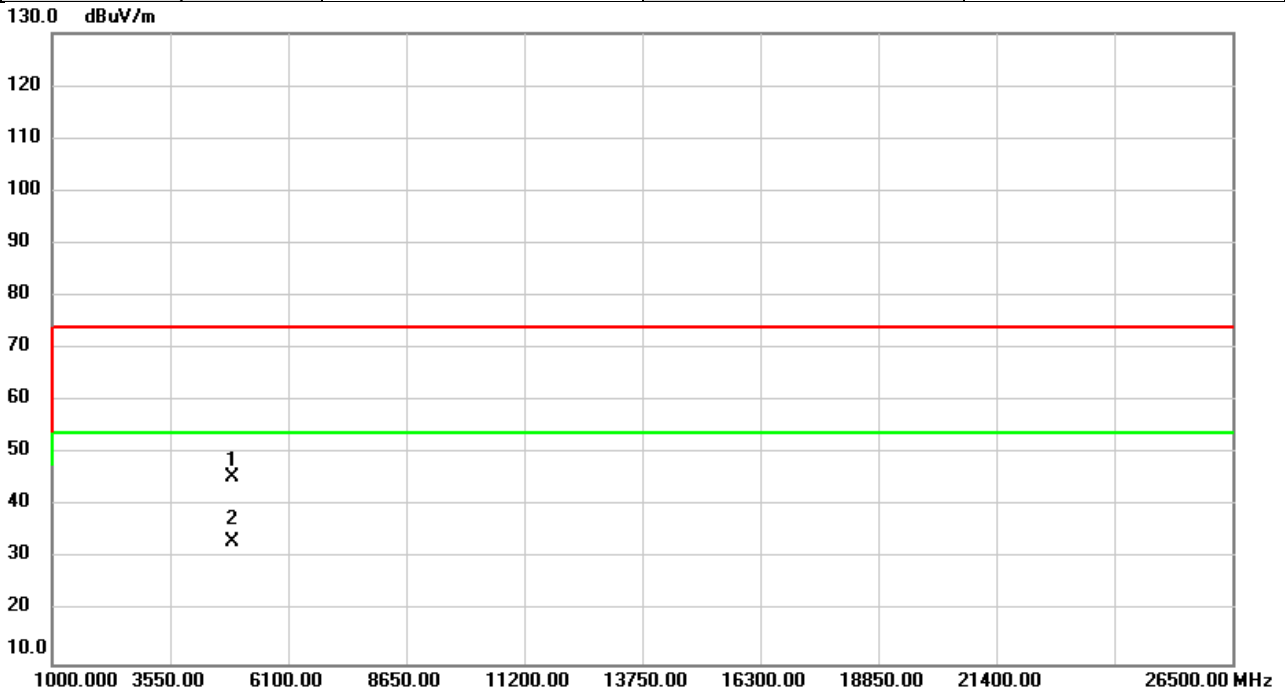


No.	Mk.	Freq. MHz	Reading Level dBuV	Correct Factor dB	Measure- ment dBuV/m	Limit dBuV/m	Over dB	Detector	Comment
1		4904.000	45.08	0.10	45.18	74.00	-28.82	peak	
2	*	4904.000	33.05	0.10	33.15	54.00	-20.85	AVG	

REMARKS:

- (1) Measurement Value = Reading Level + Correct Factor.
- (2) Margin Level = Measurement Value - Limit Value.

Test Mode	IEEE 802.11n (HT40)	Test Date	2022/5/25
Test Frequency	2452MHz	Polarization	Horizontal
Temp	23°C	Hum.	67%

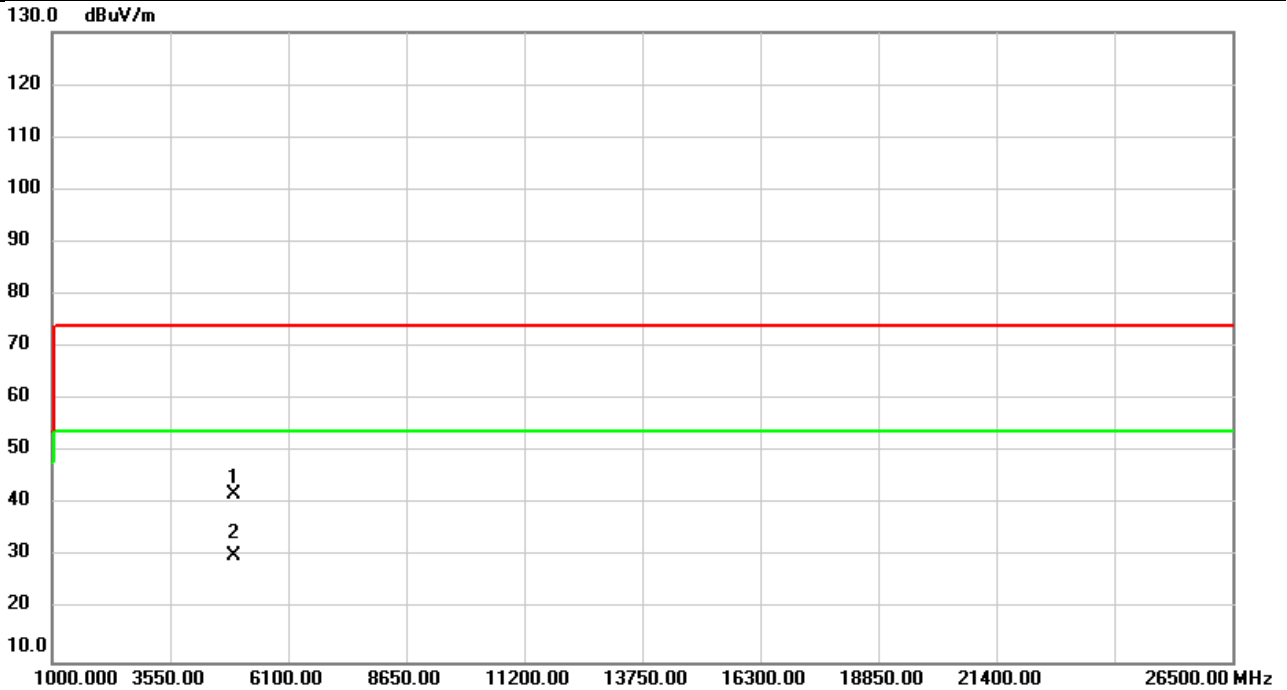


No.	Mk.	Freq. MHz	Reading Level dBuV	Correct Factor dB	Measure- ment dBuV/m	Limit dBuV/m	Over dB	Detector	Comment
1		4904.000	45.50	0.10	45.60	74.00	-28.40	peak	
2	*	4904.000	33.03	0.10	33.13	54.00	-20.87	AVG	

REMARKS:

- (1) Measurement Value = Reading Level + Correct Factor.
- (2) Margin Level = Measurement Value - Limit Value.

Test Mode	IEEE 802.11n (HT40)	Test Date	2022/8/16
Test Frequency	2457MHz	Polarization	Vertical
Temp	28°C	Hum.	62%

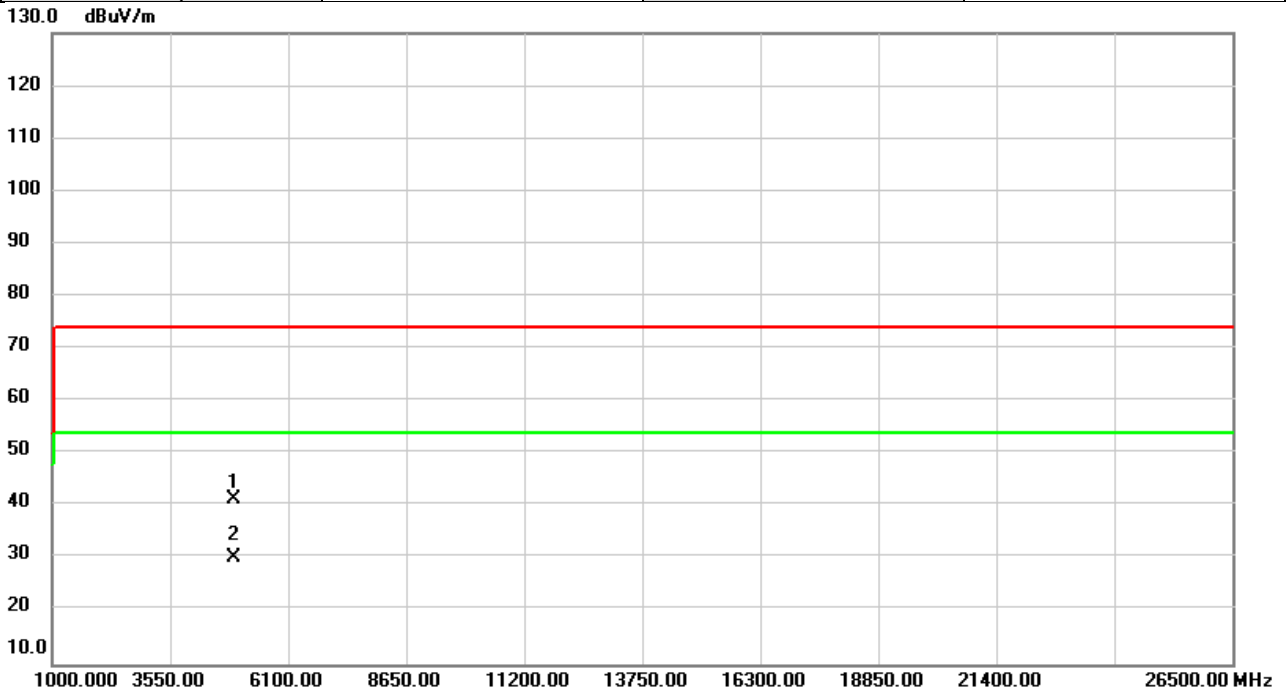


No.	Mk.	Freq. MHz	Reading Level dBuV	Correct Factor dB	Measure- ment dBuV/m	Limit dBuV/m	Over dB	Detector	Comment
1		4914.000	40.97	1.02	41.99	74.00	-32.01	peak	
2	*	4914.000	29.26	1.02	30.28	54.00	-23.72	AVG	

REMARKS:

- (1) Measurement Value = Reading Level + Correct Factor.
- (2) Margin Level = Measurement Value - Limit Value.

Test Mode	IEEE 802.11n (HT40)	Test Date	2022/8/16
Test Frequency	2457MHz	Polarization	Horizontal
Temp	28°C	Hum.	62%

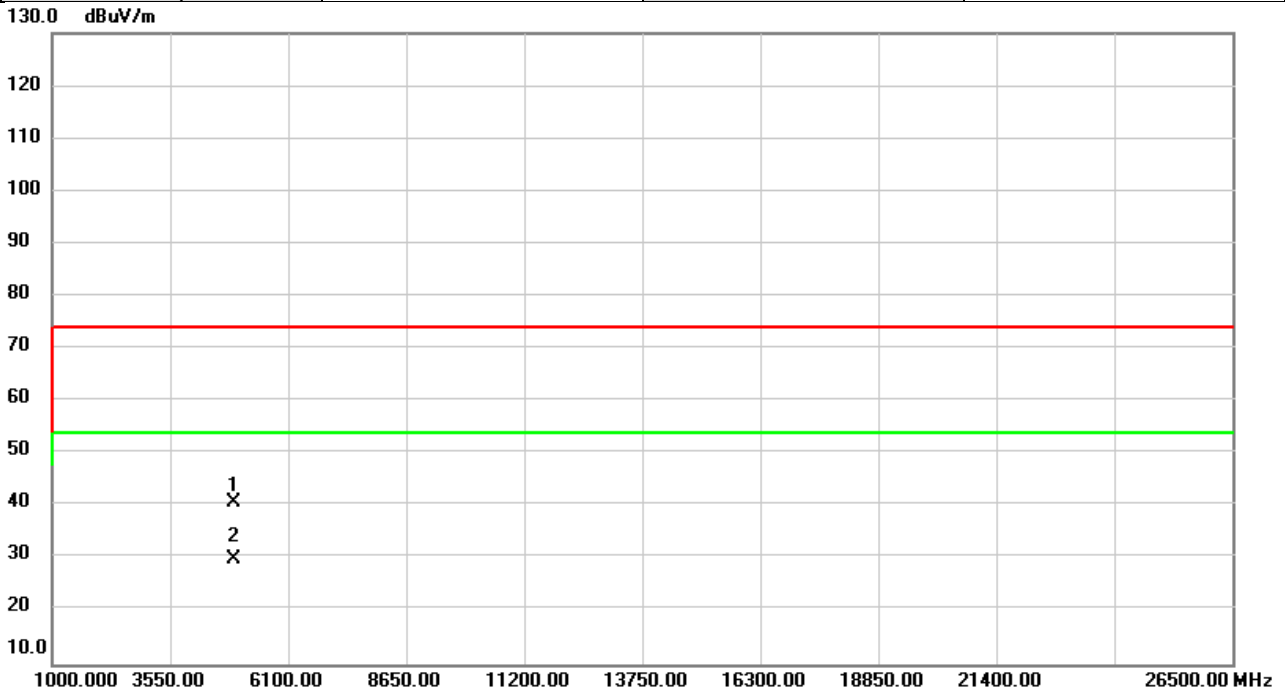


No.	Mk.	Freq. MHz	Reading Level dBuV	Correct Factor dB	Measure- ment dBuV/m	Limit dBuV/m	Over dB	Detector	Comment
1		4914.000	40.47	1.02	41.49	74.00	-32.51	peak	
2	*	4914.000	29.35	1.02	30.37	54.00	-23.63	AVG	

REMARKS:

- (1) Measurement Value = Reading Level + Correct Factor.
- (2) Margin Level = Measurement Value - Limit Value.

Test Mode	IEEE 802.11n (HT40)	Test Date	2022/8/16
Test Frequency	2462MHz	Polarization	Vertical
Temp	28°C	Hum.	62%

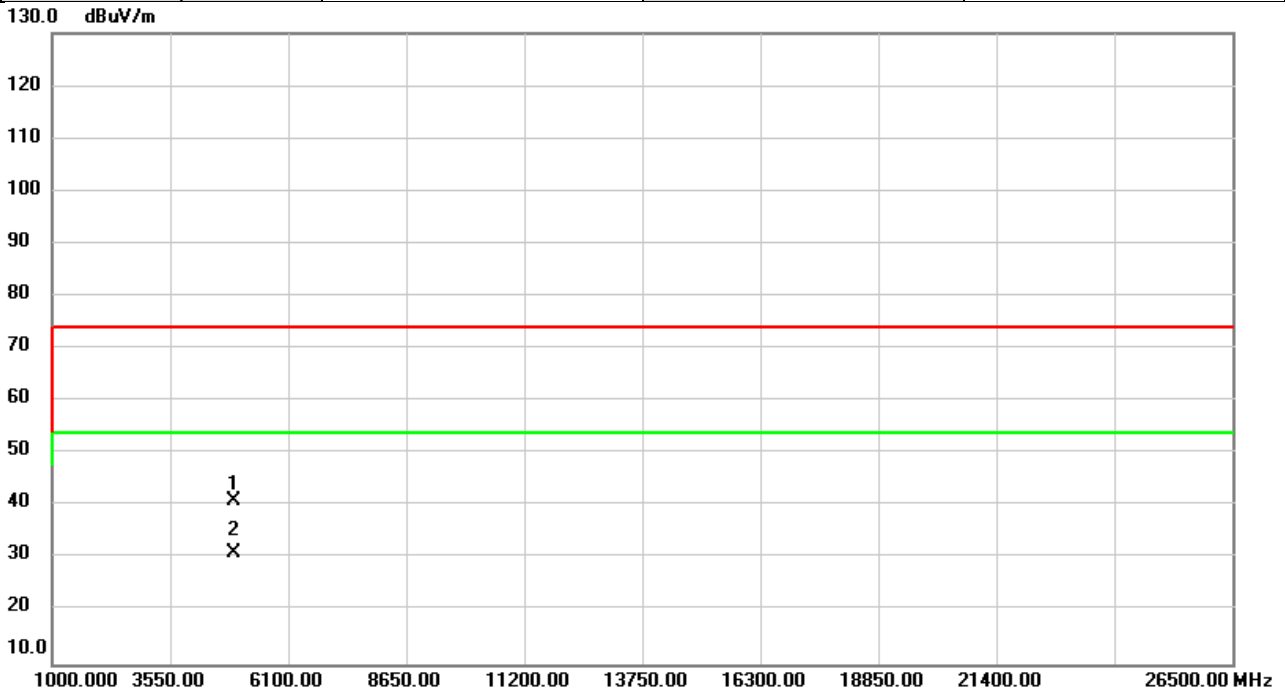


No.	Mk.	Freq. MHz	Reading Level dBuV	Correct Factor dB	Measure- ment dBuV/m	Limit dBuV/m	Over dB	Detector	Comment
1		4924.000	39.73	1.07	40.80	74.00	-33.20	peak	
2	*	4924.000	28.93	1.07	30.00	54.00	-24.00	AVG	

REMARKS:

- (1) Measurement Value = Reading Level + Correct Factor.
- (2) Margin Level = Measurement Value - Limit Value.

Test Mode	IEEE 802.11n (HT40)	Test Date	2022/8/16
Test Frequency	2462MHz	Polarization	Horizontal
Temp	28°C	Hum.	62%



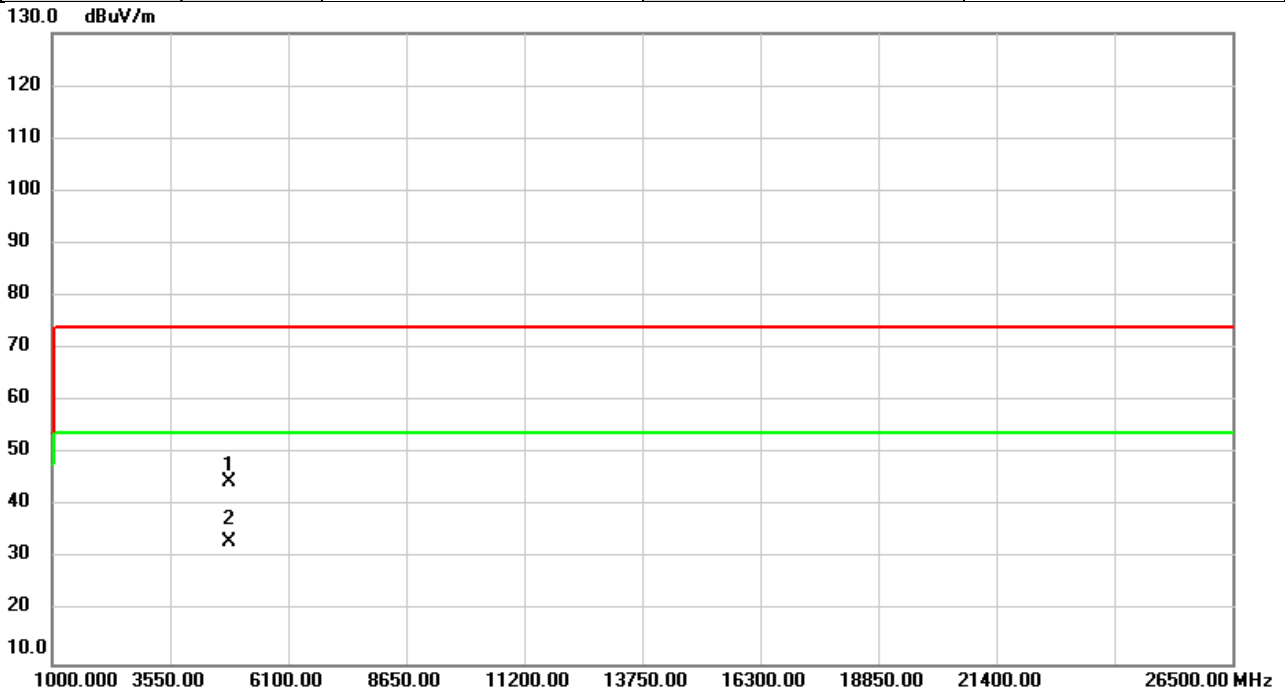
No.	Mk.	Freq. MHz	Reading Level dBuV	Correct Factor dB	Measure- ment dBuV/m	Limit dBuV/m	Over dB	Detector	Comment
1		4924.000	40.12	1.07	41.19	74.00	-32.81	peak	
2	*	4924.000	30.08	1.07	31.15	54.00	-22.85	AVG	

REMARKS:

(1) Measurement Value = Reading Level + Correct Factor.

(2) Margin Level = Measurement Value - Limit Value.

Test Mode	IEEE 802.11ax (HE20)	Test Date	2022/5/26
Test Frequency	2412MHz	Polarization	Vertical
Temp	23°C	Hum.	67%

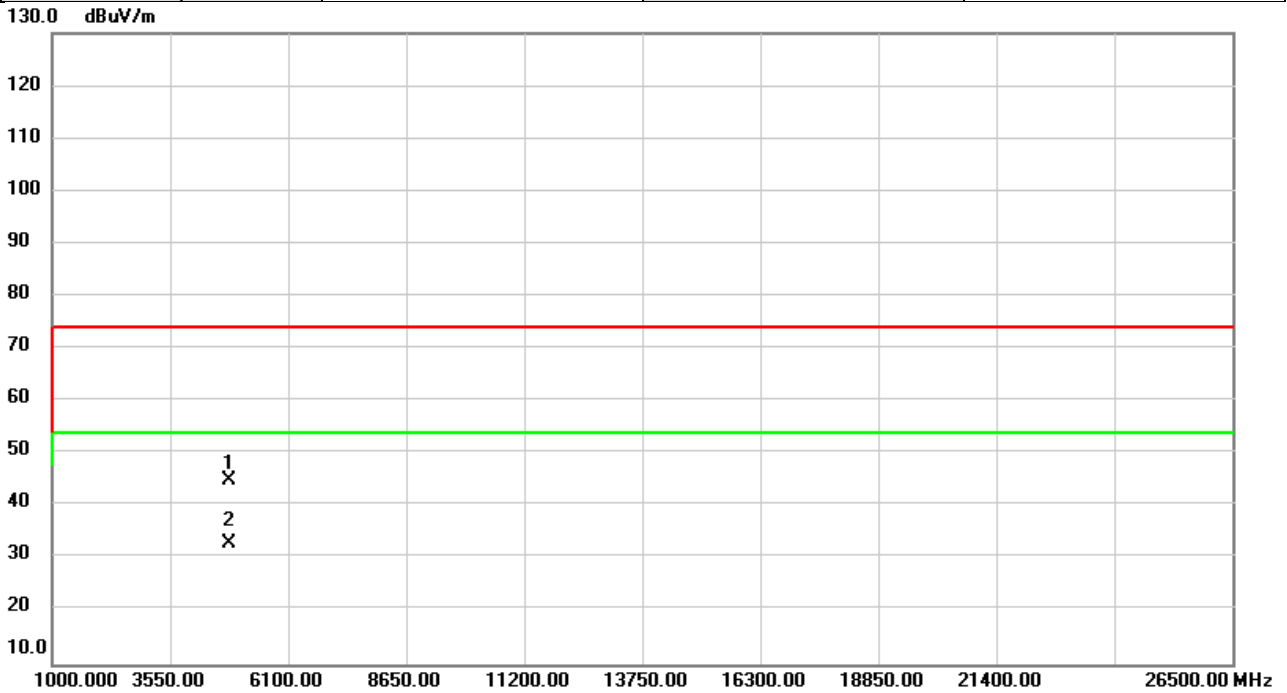


No.	Mk.	Freq. MHz	Reading Level dBuV	Correct Factor dB	Measure- ment dBuV/m	Limit dBuV/m	Over dB	Detector	Comment
1		4824.000	44.72	-0.06	44.66	74.00	-29.34	peak	
2	*	4824.000	33.23	-0.06	33.17	54.00	-20.83	AVG	

REMARKS:

- (1) Measurement Value = Reading Level + Correct Factor.
- (2) Margin Level = Measurement Value - Limit Value.

Test Mode	IEEE 802.11ax (HE20)	Test Date	2022/5/26
Test Frequency	2412MHz	Polarization	Horizontal
Temp	23°C	Hum.	67%

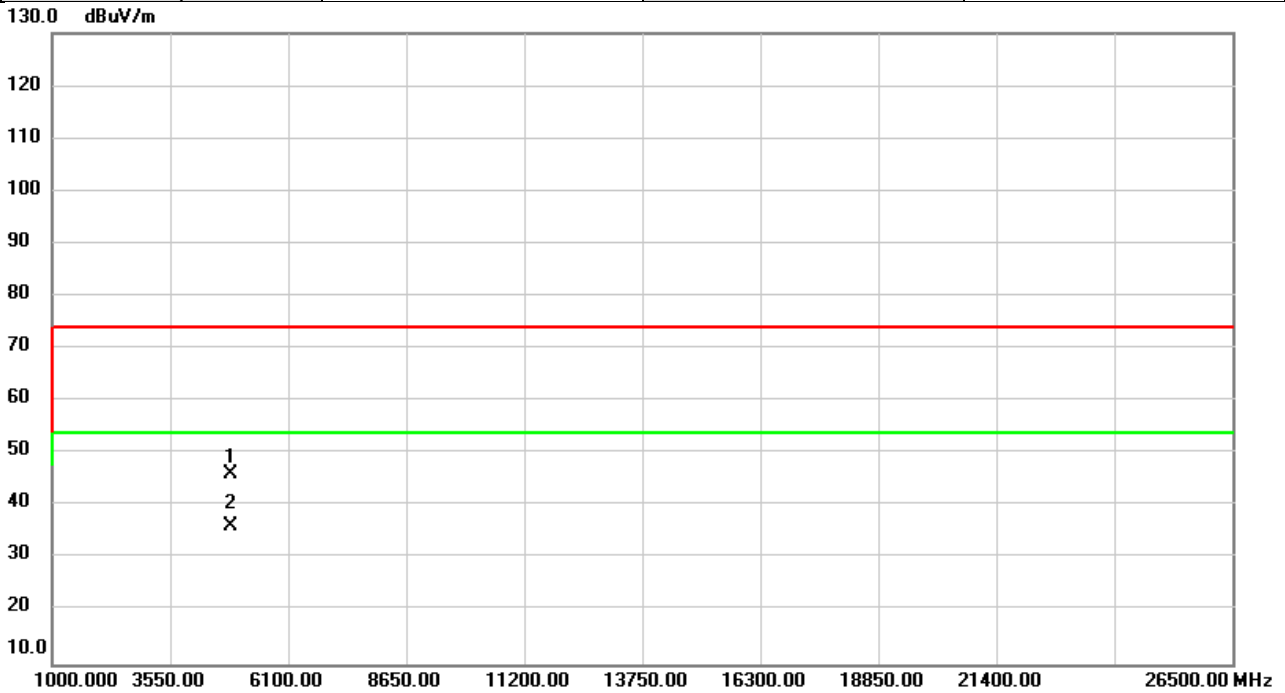


No.	Mk.	Freq. MHz	Reading Level dBuV	Correct Factor dB	Measure- ment dBuV/m	Limit dBuV/m	Over dB	Detector	Comment
1		4824.000	44.99	-0.06	44.93	74.00	-29.07	peak	
2	*	4824.000	33.15	-0.06	33.09	54.00	-20.91	AVG	

REMARKS:

- (1) Measurement Value = Reading Level + Correct Factor.
- (2) Margin Level = Measurement Value - Limit Value.

Test Mode	IEEE 802.11ax (HE20)	Test Date	2022/5/26
Test Frequency	2437MHz	Polarization	Vertical
Temp	23°C	Hum.	67%

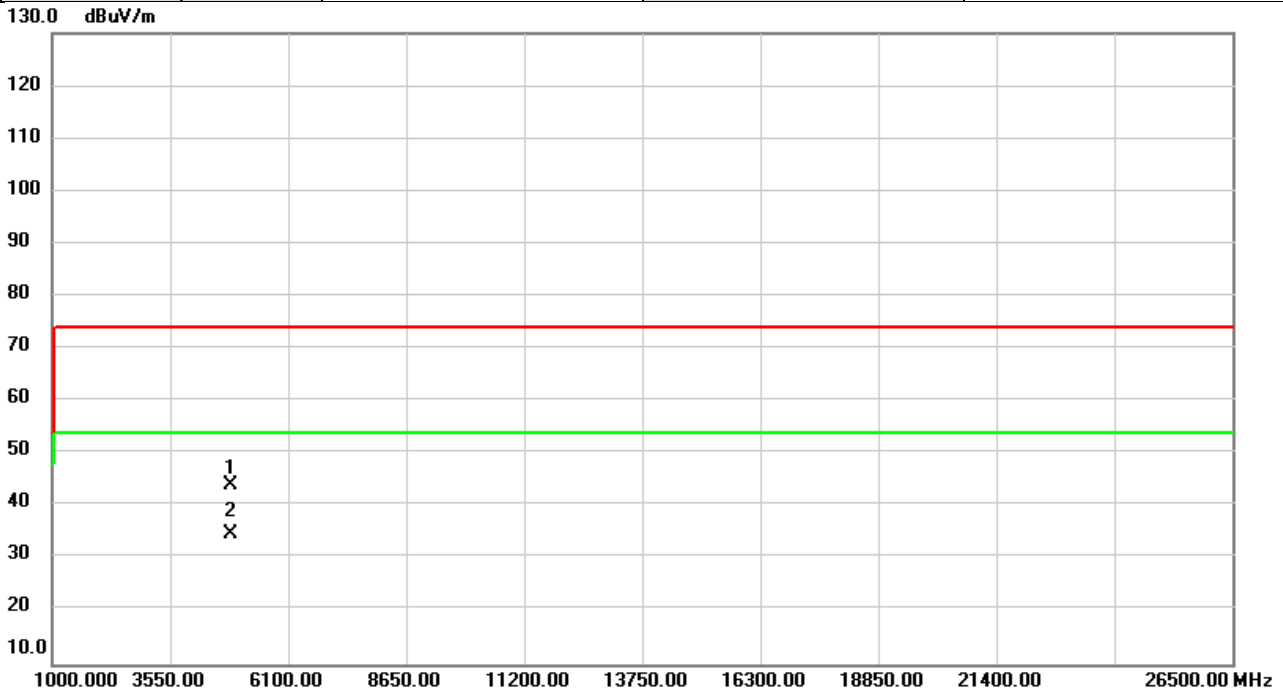


No.	Mk.	Freq. MHz	Reading Level dBuV	Correct Factor dB	Measure- ment dBuV/m	Limit dBuV/m	Over dB	Detector	Comment
1		4874.000	45.98	0.04	46.02	74.00	-27.98	peak	
2	*	4874.000	36.07	0.04	36.11	54.00	-17.89	AVG	

REMARKS:

- (1) Measurement Value = Reading Level + Correct Factor.
- (2) Margin Level = Measurement Value - Limit Value.

Test Mode	IEEE 802.11ax (HE20)	Test Date	2022/5/26
Test Frequency	2437MHz	Polarization	Horizontal
Temp	23°C	Hum.	67%

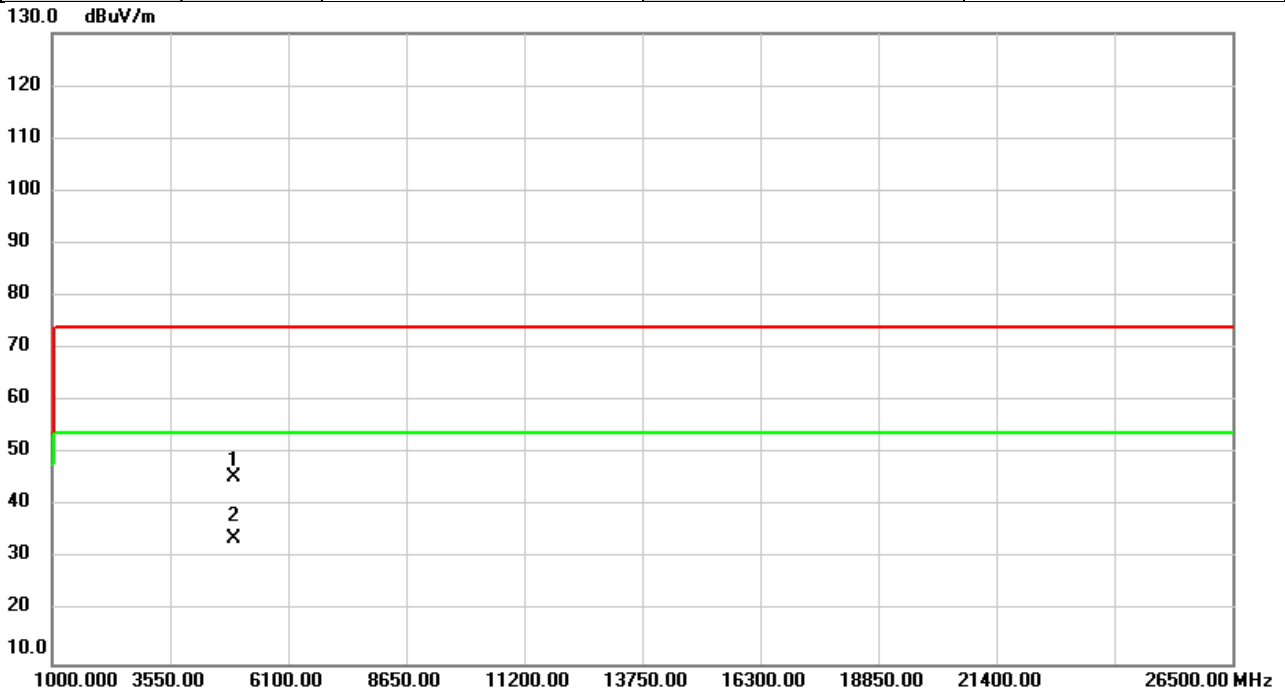


No.	Mk.	Freq. MHz	Reading Level dBuV	Correct Factor dB	Measure- ment dBuV/m	Limit dBuV/m	Over dB	Detector	Comment
1		4874.000	44.03	0.04	44.07	74.00	-29.93	peak	
2	*	4874.000	34.56	0.04	34.60	54.00	-19.40	AVG	

REMARKS:

- (1) Measurement Value = Reading Level + Correct Factor.
- (2) Margin Level = Measurement Value - Limit Value.

Test Mode	IEEE 802.11ax (HE20)	Test Date	2022/5/26
Test Frequency	2462MHz	Polarization	Vertical
Temp	23°C	Hum.	67%

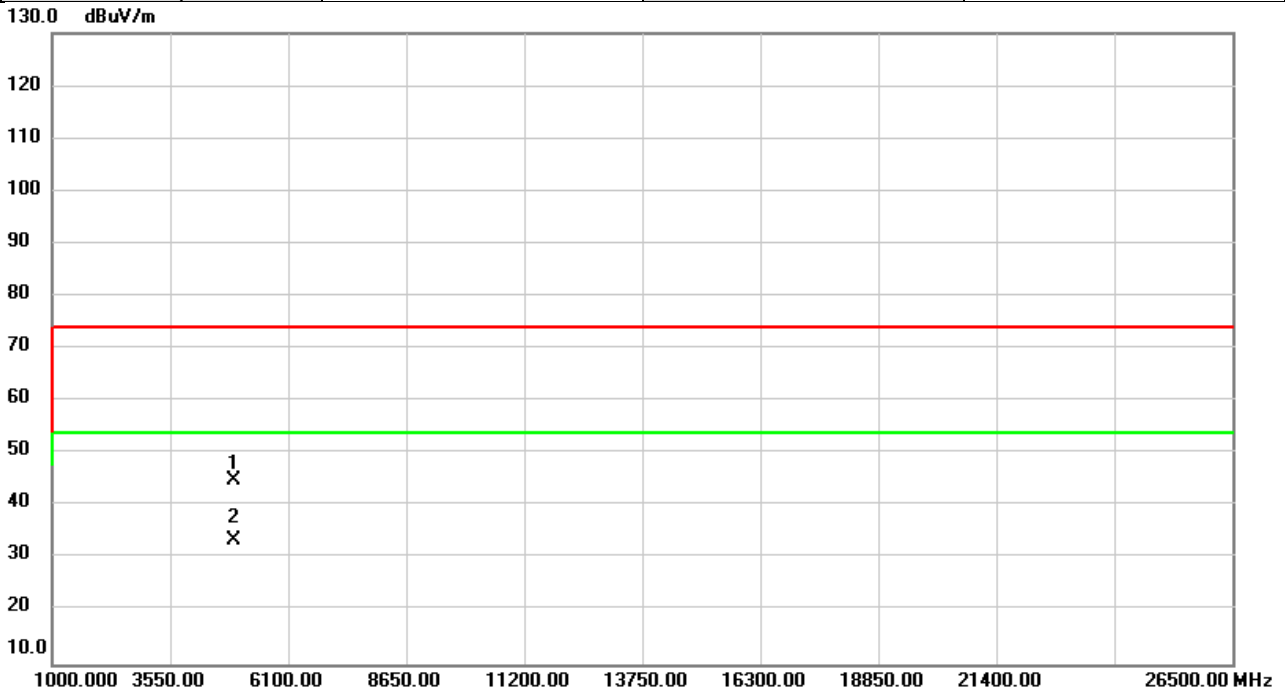


No.	Mk.	Freq. MHz	Reading Level dBuV	Correct Factor dB	Measure- ment dBuV/m	Limit dBuV/m	Over dB	Detector	Comment
1		4924.000	45.27	0.14	45.41	74.00	-28.59	peak	
2	*	4924.000	33.65	0.14	33.79	54.00	-20.21	AVG	

REMARKS:

- (1) Measurement Value = Reading Level + Correct Factor.
- (2) Margin Level = Measurement Value - Limit Value.

Test Mode	IEEE 802.11ax (HE20)	Test Date	2022/5/26
Test Frequency	2462MHz	Polarization	Horizontal
Temp	23°C	Hum.	67%

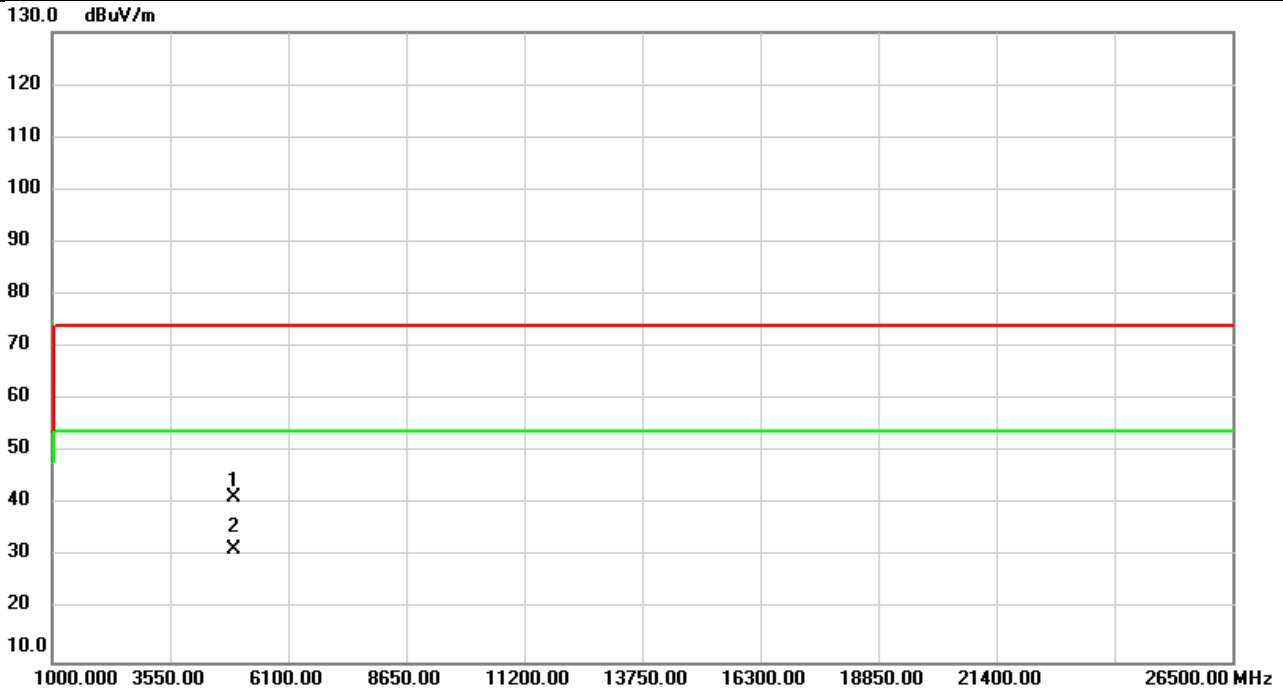


No.	Mk.	Freq. MHz	Reading Level dBuV	Correct Factor dB	Measure- ment dBuV/m	Limit dBuV/m	Over dB	Detector	Comment
1		4924.000	44.76	0.14	44.90	74.00	-29.10	peak	
2	*	4924.000	33.35	0.14	33.49	54.00	-20.51	AVG	

REMARKS:

- (1) Measurement Value = Reading Level + Correct Factor.
- (2) Margin Level = Measurement Value - Limit Value.

Test Mode	IEEE 802.11ax (HE20)	Test Date	2022/8/16
Test Frequency	2467MHz	Polarization	Vertical
Temp	28°C	Hum.	62%

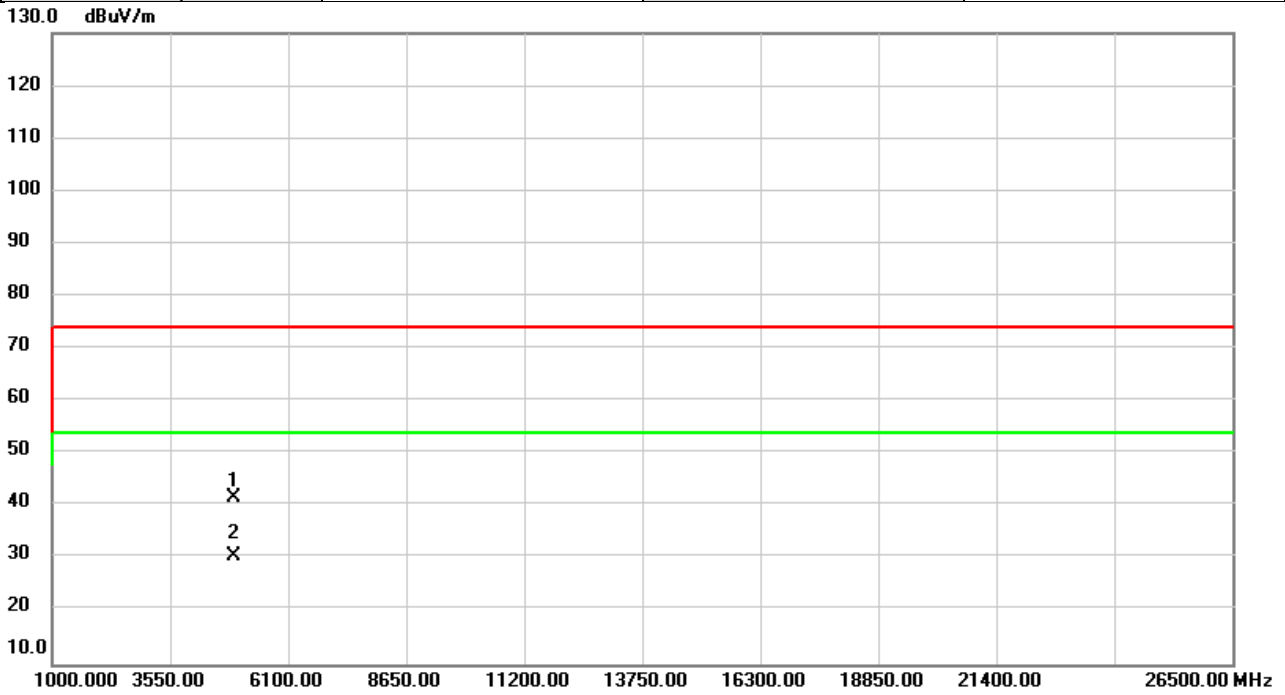


No.	Mk.	Freq. MHz	Reading Level dBuV	Correct Factor dB	Measure- ment dBuV/m	Limit dBuV/m	Over dB	Detector	Comment
1		4934.000	40.39	1.10	41.49	74.00	-32.51	peak	
2	*	4934.000	30.34	1.10	31.44	54.00	-22.56	AVG	

REMARKS:

- (1) Measurement Value = Reading Level + Correct Factor.
- (2) Margin Level = Measurement Value - Limit Value.

Test Mode	IEEE 802.11ax (HE20)	Test Date	2022/8/16
Test Frequency	2467MHz	Polarization	Horizontal
Temp	28°C	Hum.	62%

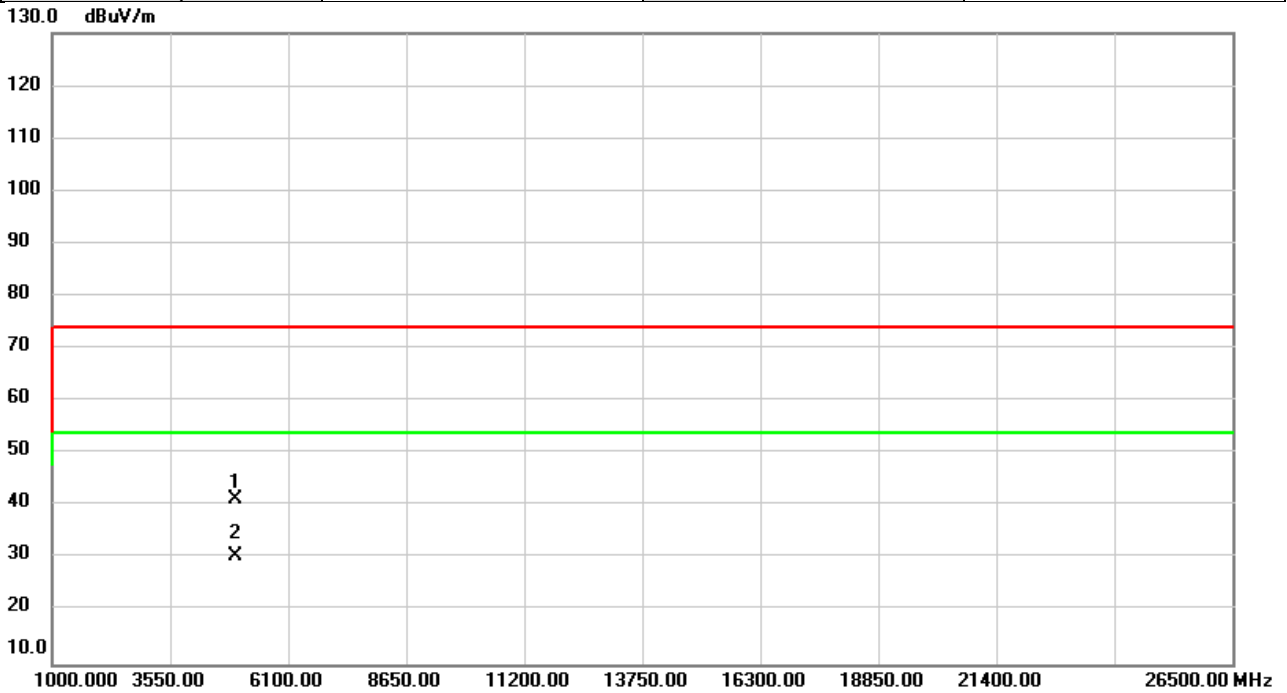


No.	Mk.	Freq. MHz	Reading Level dBuV	Correct Factor dB	Measure- ment dBuV/m	Limit dBuV/m	Over dB	Detector	Comment
1		4934.000	40.70	1.10	41.80	74.00	-32.20	peak	
2	*	4934.000	29.44	1.10	30.54	54.00	-23.46	AVG	

REMARKS:

- (1) Measurement Value = Reading Level + Correct Factor.
- (2) Margin Level = Measurement Value - Limit Value.

Test Mode	IEEE 802.11ax (HE20)	Test Date	2022/8/16
Test Frequency	2472MHz	Polarization	Vertical
Temp	28°C	Hum.	62%

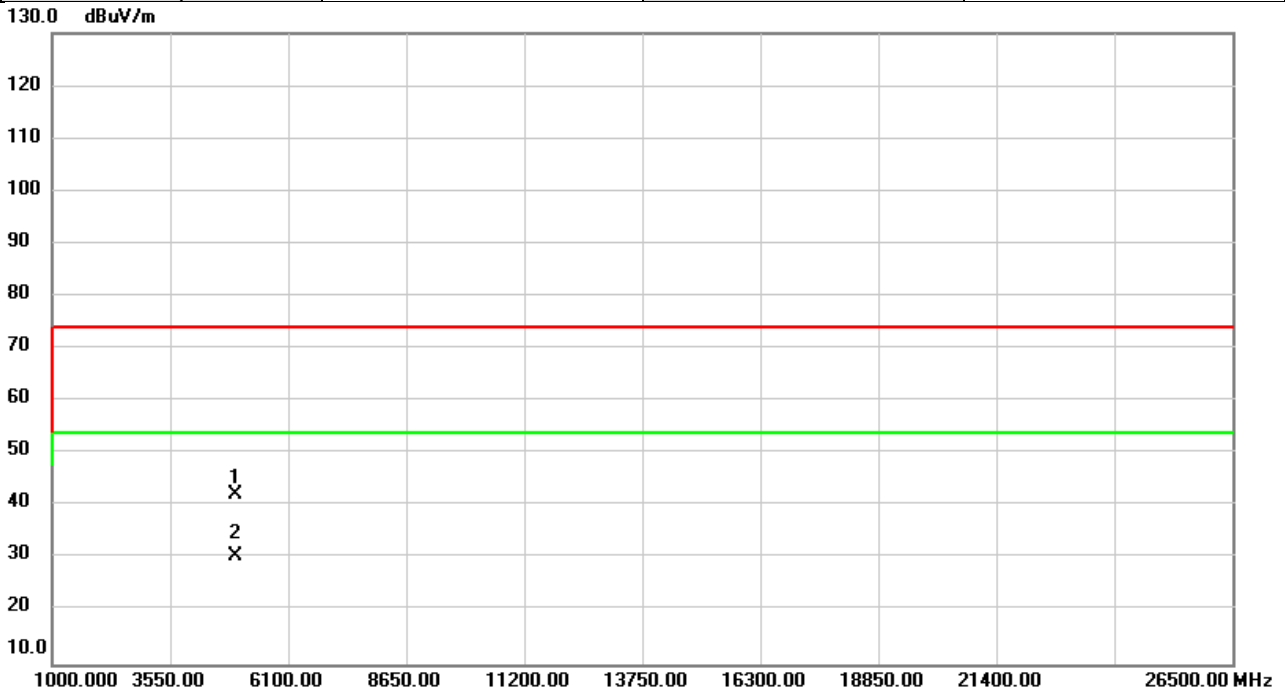


No.	Mk.	Freq. MHz	Reading Level dBuV	Correct Factor dB	Measure- ment dBuV/m	Limit dBuV/m	Over dB	Detector	Comment
1		4944.000	40.22	1.13	41.35	74.00	-32.65	peak	
2	*	4944.000	29.35	1.13	30.48	54.00	-23.52	AVG	

REMARKS:

- (1) Measurement Value = Reading Level + Correct Factor.
- (2) Margin Level = Measurement Value - Limit Value.

Test Mode	IEEE 802.11ax (HE20)	Test Date	2022/8/16
Test Frequency	2472MHz	Polarization	Horizontal
Temp	28°C	Hum.	62%

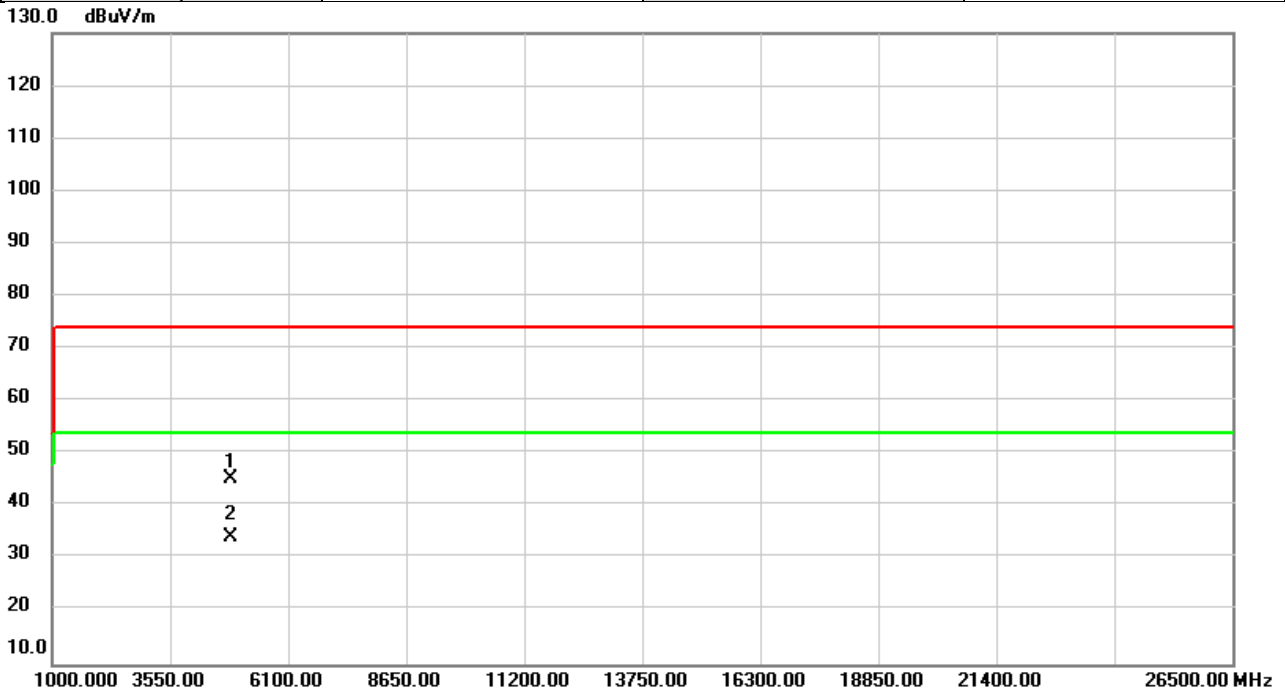


No.	Mk.	Freq. MHz	Reading Level dBuV	Correct Factor dB	Measure- ment dBuV/m	Limit dBuV/m	Over dB	Detector	Comment
1		4944.000	41.06	1.13	42.19	74.00	-31.81	peak	
2	*	4944.000	29.54	1.13	30.67	54.00	-23.33	AVG	

REMARKS:

- (1) Measurement Value = Reading Level + Correct Factor.
- (2) Margin Level = Measurement Value - Limit Value.

Test Mode	IEEE 802.11ax (HE40)	Test Date	2022/5/26
Test Frequency	2422MHz	Polarization	Vertical
Temp	23°C	Hum.	67%

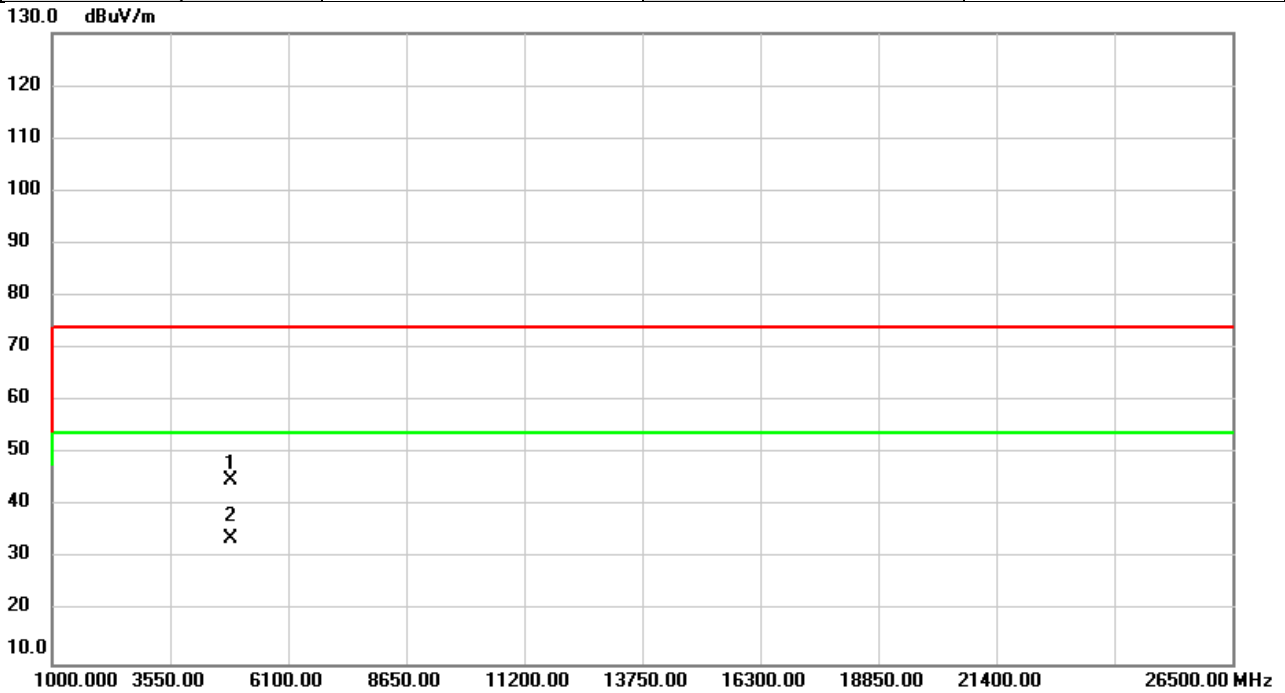


No.	Mk.	Freq. MHz	Reading Level dBuV	Correct Factor dB	Measure- ment dBuV/m	Limit dBuV/m	Over dB	Detector	Comment
1		4844.000	45.19	-0.02	45.17	74.00	-28.83	peak	
2	*	4844.000	34.25	-0.02	34.23	54.00	-19.77	AVG	

REMARKS:

- (1) Measurement Value = Reading Level + Correct Factor.
- (2) Margin Level = Measurement Value - Limit Value.

Test Mode	IEEE 802.11ax (HE40)	Test Date	2022/5/26
Test Frequency	2422MHz	Polarization	Horizontal
Temp	23°C	Hum.	67%

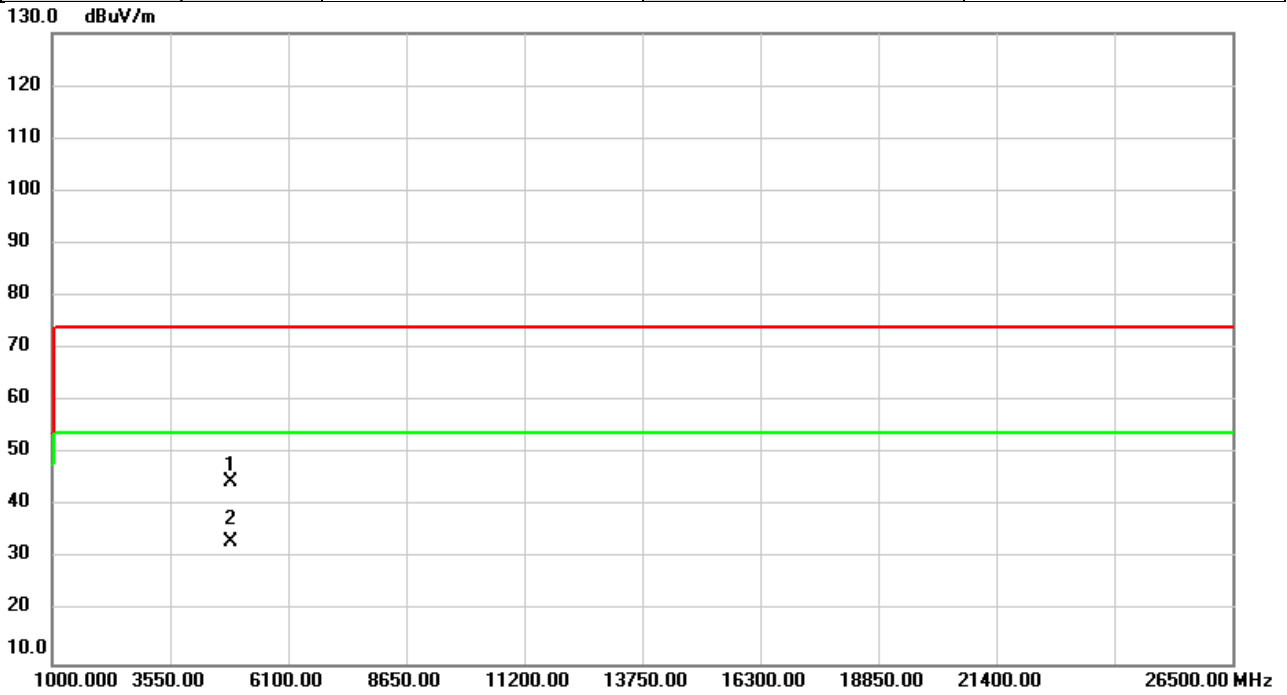


No.	Mk.	Freq. MHz	Reading Level dBuV	Correct Factor dB	Measure- ment dBuV/m	Limit dBuV/m	Over dB	Detector	Comment
1		4844.000	45.06	-0.02	45.04	74.00	-28.96	peak	
2	*	4844.000	33.91	-0.02	33.89	54.00	-20.11	AVG	

REMARKS:

- (1) Measurement Value = Reading Level + Correct Factor.
- (2) Margin Level = Measurement Value - Limit Value.

Test Mode	IEEE 802.11ax (HE40)	Test Date	2022/5/26
Test Frequency	2437MHz	Polarization	Vertical
Temp	23°C	Hum.	67%

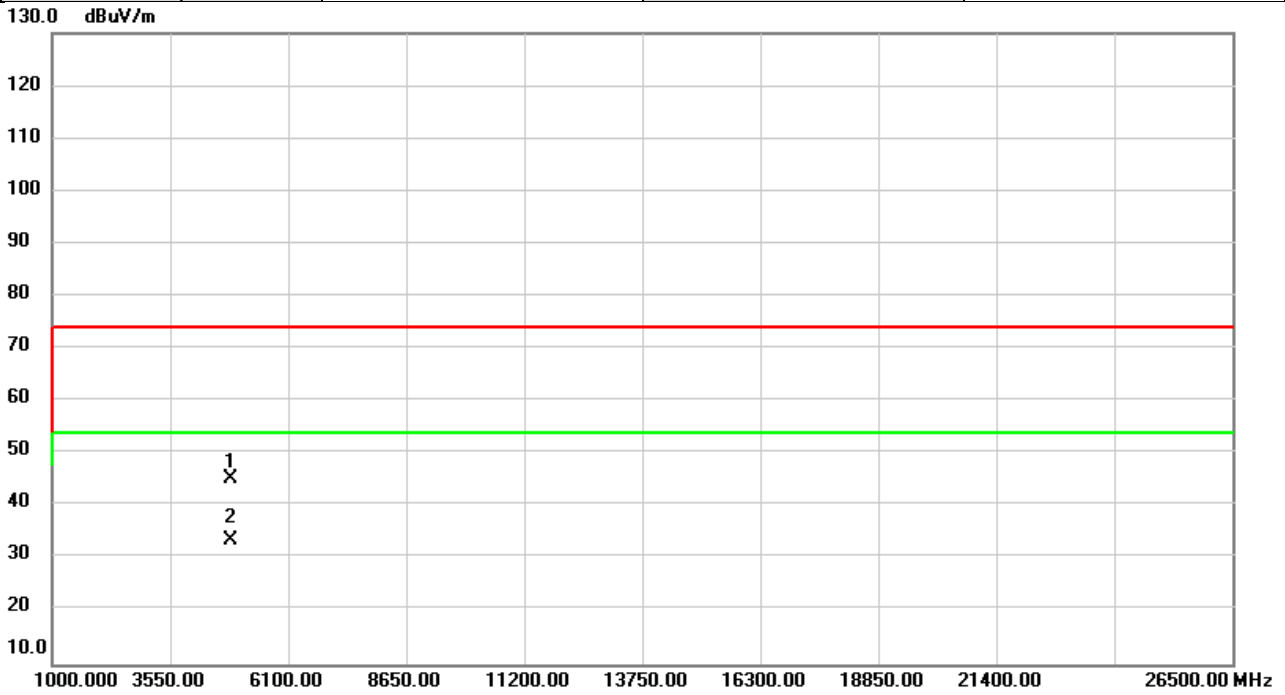


No.	Mk.	Freq. MHz	Reading Level dBuV	Correct Factor dB	Measure- ment dBuV/m	Limit dBuV/m	Over dB	Detector	Comment
1		4874.000	44.68	0.04	44.72	74.00	-29.28	peak	
2	*	4874.000	33.20	0.04	33.24	54.00	-20.76	AVG	

REMARKS:

- (1) Measurement Value = Reading Level + Correct Factor.
- (2) Margin Level = Measurement Value - Limit Value.

Test Mode	IEEE 802.11ax (HE40)	Test Date	2022/5/26
Test Frequency	2437MHz	Polarization	Horizontal
Temp	23°C	Hum.	67%

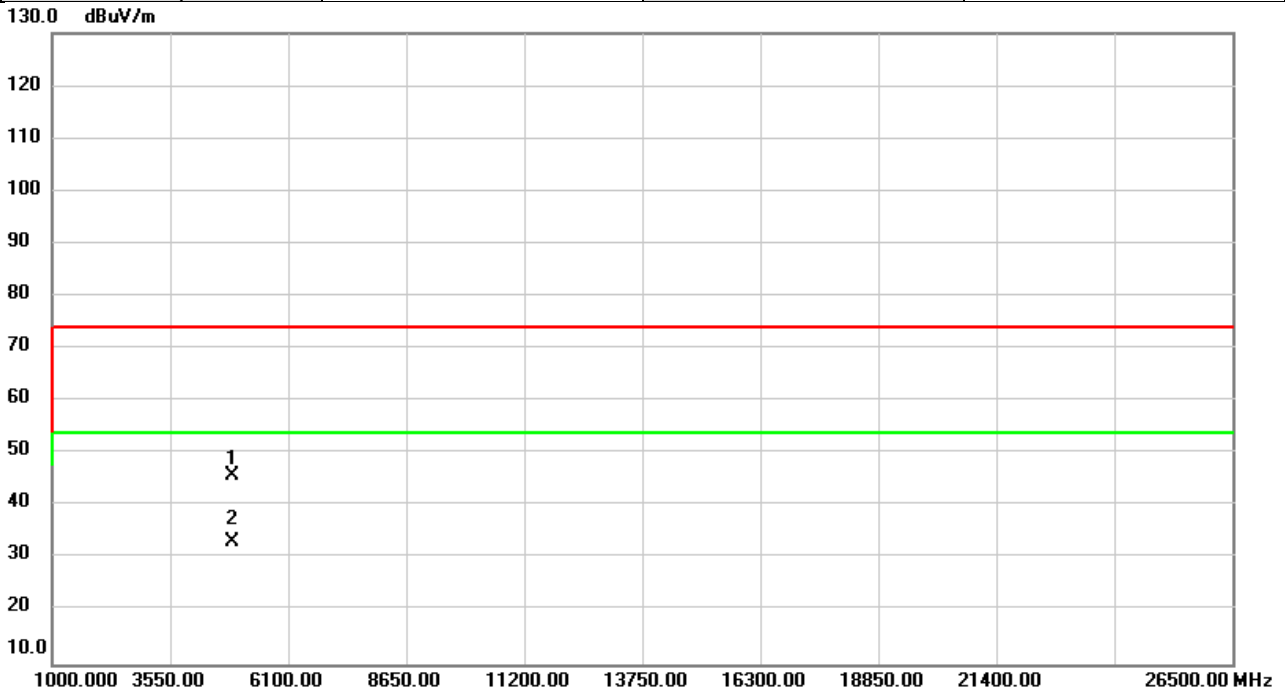


No.	Mk.	Freq. MHz	Reading Level dBuV	Correct Factor dB	Measure- ment dBuV/m	Limit dBuV/m	Over dB	Detector	Comment
1		4874.000	45.24	0.04	45.28	74.00	-28.72	peak	
2	*	4874.000	33.45	0.04	33.49	54.00	-20.51	AVG	

REMARKS:

- (1) Measurement Value = Reading Level + Correct Factor.
- (2) Margin Level = Measurement Value - Limit Value.

Test Mode	IEEE 802.11ax (HE40)	Test Date	2022/5/26
Test Frequency	2452MHz	Polarization	Vertical
Temp	23°C	Hum.	67%

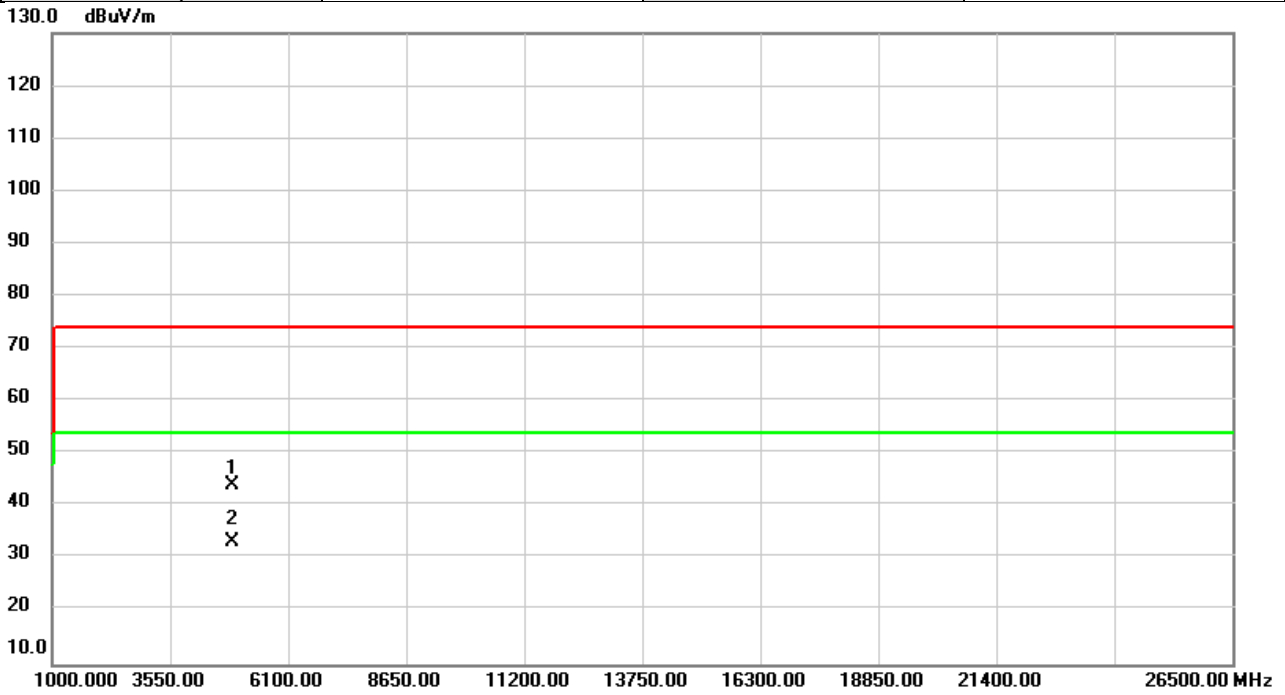


No.	Mk.	Freq. MHz	Reading Level dBuV	Correct Factor dB	Measure- ment dBuV/m	Limit dBuV/m	Over dB	Detector	Comment
1		4904.000	45.75	0.10	45.85	74.00	-28.15	peak	
2	*	4904.000	33.24	0.10	33.34	54.00	-20.66	AVG	

REMARKS:

- (1) Measurement Value = Reading Level + Correct Factor.
- (2) Margin Level = Measurement Value - Limit Value.

Test Mode	IEEE 802.11ax (HE40)	Test Date	2022/5/26
Test Frequency	2452MHz	Polarization	Horizontal
Temp	23°C	Hum.	67%

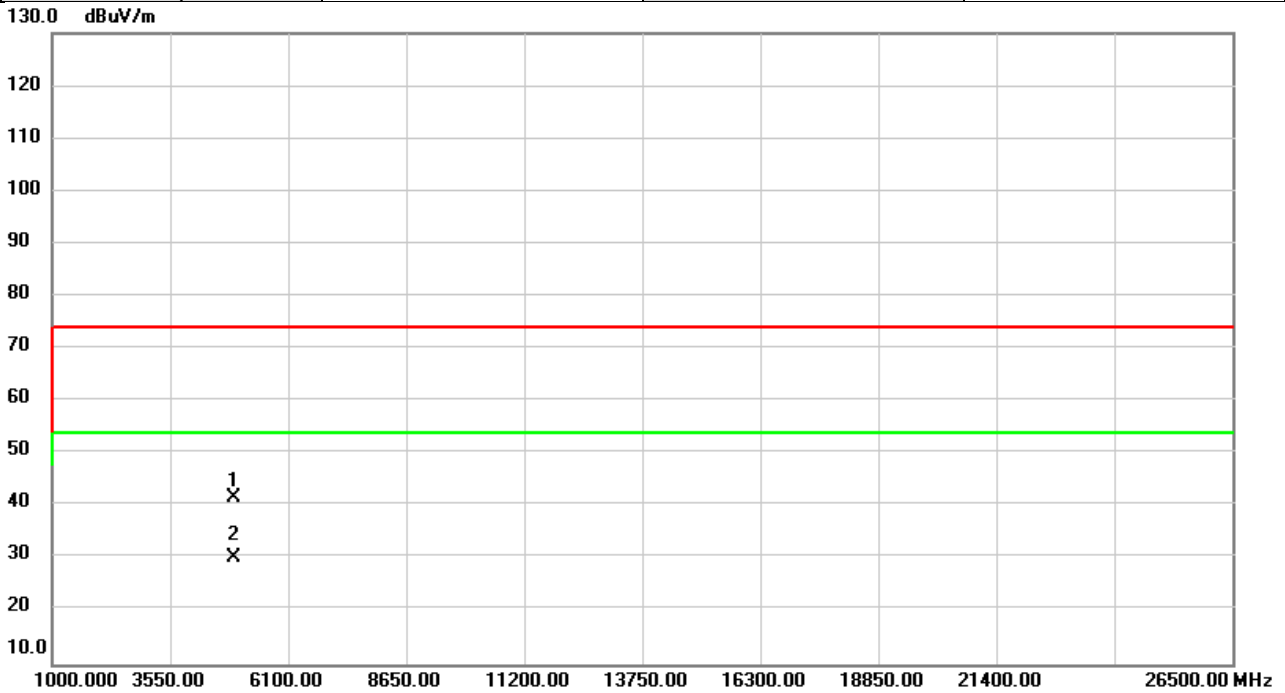


No.	Mk.	Freq. MHz	Reading Level dBuV	Correct Factor dB	Measure- ment dBuV/m	Limit dBuV/m	Over dB	Detector	Comment
1		4904.000	44.09	0.10	44.19	74.00	-29.81	peak	
2	*	4904.000	33.20	0.10	33.30	54.00	-20.70	AVG	

REMARKS:

- (1) Measurement Value = Reading Level + Correct Factor.
- (2) Margin Level = Measurement Value - Limit Value.

Test Mode	IEEE 802.11ax (HE40)	Test Date	2022/8/16
Test Frequency	2457MHz	Polarization	Vertical
Temp	28°C	Hum.	62%

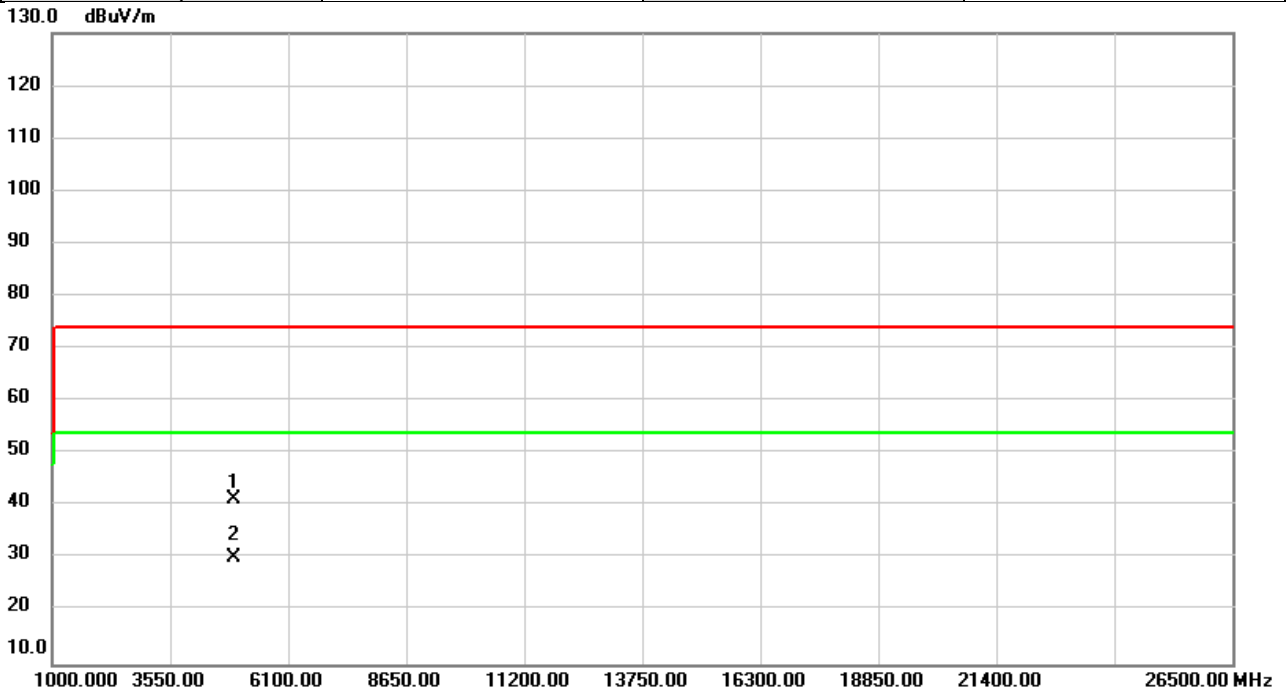


No.	Mk.	Freq. MHz	Reading Level dBuV	Correct Factor dB	Measure- ment dBuV/m	Limit dBuV/m	Over dB	Detector	Comment
1		4914.000	40.49	1.02	41.51	74.00	-32.49	peak	
2	*	4914.000	29.38	1.02	30.40	54.00	-23.60	AVG	

REMARKS:

- (1) Measurement Value = Reading Level + Correct Factor.
- (2) Margin Level = Measurement Value - Limit Value.

Test Mode	IEEE 802.11ax (HE40)	Test Date	2022/8/16
Test Frequency	2457MHz	Polarization	Horizontal
Temp	28°C	Hum.	62%

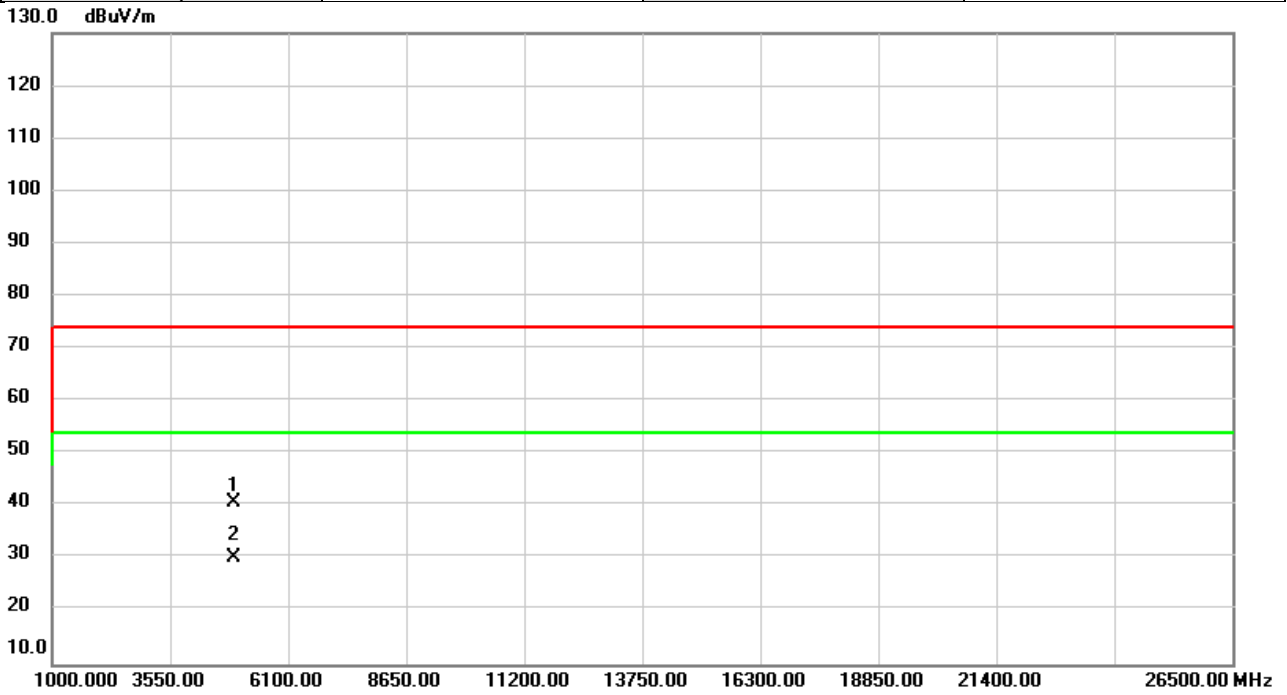


No.	Mk.	Freq. MHz	Reading Level dBuV	Correct Factor dB	Measure- ment dBuV/m	Limit dBuV/m	Over dB	Detector	Comment
1		4914.000	40.21	1.02	41.23	74.00	-32.77	peak	
2	*	4914.000	29.32	1.02	30.34	54.00	-23.66	AVG	

REMARKS:

- (1) Measurement Value = Reading Level + Correct Factor.
- (2) Margin Level = Measurement Value - Limit Value.

Test Mode	IEEE 802.11ax (HE40)	Test Date	2022/8/16
Test Frequency	2462MHz	Polarization	Vertical
Temp	28°C	Hum.	62%

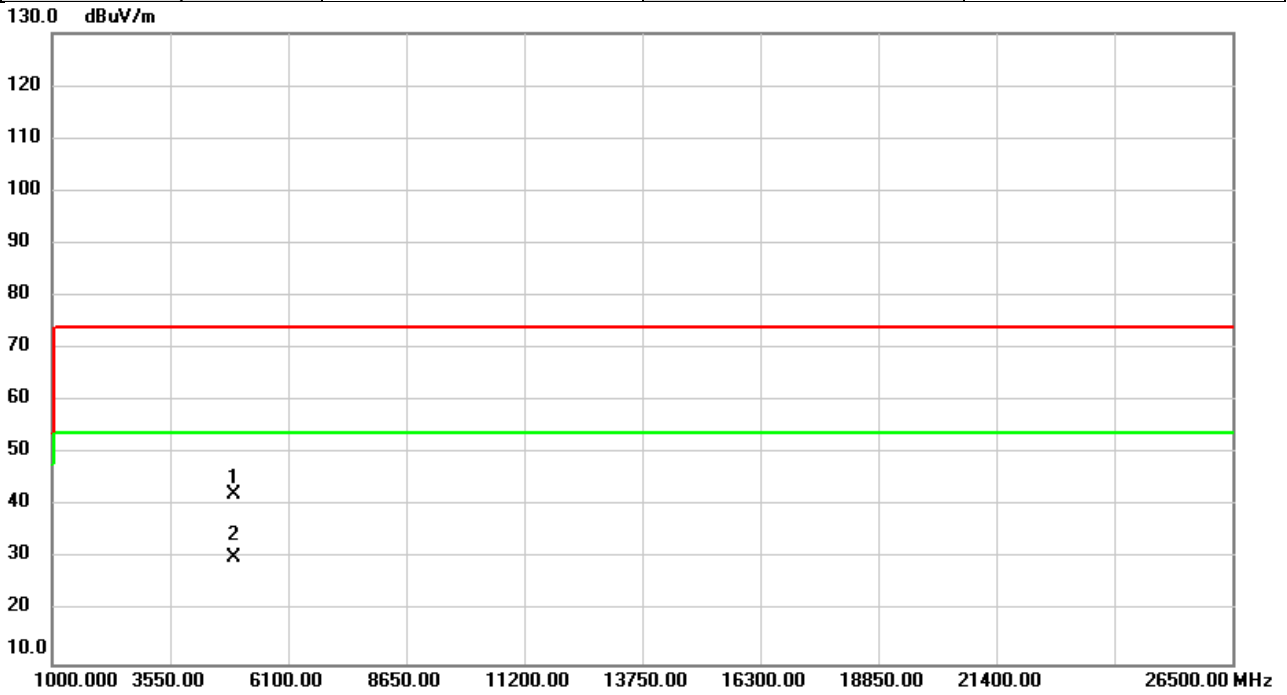


No.	Mk.	Freq. MHz	Reading Level dBuV	Correct Factor dB	Measure- ment dBuV/m	Limit dBuV/m	Over dB	Detector	Comment
1		4924.000	39.72	1.07	40.79	74.00	-33.21	peak	
2	*	4924.000	29.24	1.07	30.31	54.00	-23.69	AVG	

REMARKS:

- (1) Measurement Value = Reading Level + Correct Factor.
- (2) Margin Level = Measurement Value - Limit Value.

Test Mode	IEEE 802.11ax (HE40)	Test Date	2022/8/16
Test Frequency	2462MHz	Polarization	Horizontal
Temp	28°C	Hum.	62%



No.	Mk.	Freq. MHz	Reading Level dBuV	Correct Factor dB	Measure- ment dBuV/m	Limit dBuV/m	Over dB	Detector	Comment
1		4924.000	41.24	1.07	42.31	74.00	-31.69	peak	
2	*	4924.000	29.21	1.07	30.28	54.00	-23.72	AVG	

REMARKS:

- (1) Measurement Value = Reading Level + Correct Factor.
- (2) Margin Level = Measurement Value - Limit Value.

APPENDIX D OUTPUT POWER

For SISO:

Test Mode	IEEE 802.11b_WLAN&BT Antenna	Tested Date	2022/5/31 2022/8/15
-----------	------------------------------	-------------	------------------------

Frequency (MHz)	Conducted Power (dBm)	Conducted Power (W)	Limit (dBm)	Limit (W)	Result
2412	17.07	0.0509	30.00	1.0000	Complies
2437	17.11	0.0514	30.00	1.0000	Complies
2462	17.05	0.0507	30.00	1.0000	Complies
2467	16.80	0.0479	30.00	1.0000	Complies
2472	16.69	0.0467	30.00	1.0000	Complies

Test Mode	IEEE 802.11b_WLAN Antenna	Tested Date	2022/5/31 2022/8/15
-----------	---------------------------	-------------	------------------------

Frequency (MHz)	Conducted Power (dBm)	Conducted Power (W)	Limit (dBm)	Limit (W)	Result
2412	17.10	0.0513	30.00	1.0000	Complies
2437	17.13	0.0516	30.00	1.0000	Complies
2462	17.11	0.0514	30.00	1.0000	Complies
2467	16.77	0.0475	30.00	1.0000	Complies
2472	16.67	0.0465	30.00	1.0000	Complies

Test Mode	IEEE 802.11g_WLAN&BT Antenna	Tested Date	2022/5/31 2022/8/15
-----------	------------------------------	-------------	------------------------

Frequency (MHz)	Conducted Power (dBm)	Conducted Power (W)	Limit (dBm)	Limit (W)	Result
2412	19.38	0.0867	30.00	1.0000	Complies
2437	19.50	0.0891	30.00	1.0000	Complies
2462	19.35	0.0861	30.00	1.0000	Complies
2467	19.17	0.0826	30.00	1.0000	Complies
2472	18.53	0.0713	30.00	1.0000	Complies

Test Mode	IEEE 802.11g_WLAN Antenna	Tested Date	2022/5/31 2022/8/15
-----------	---------------------------	-------------	------------------------

Frequency (MHz)	Conducted Power (dBm)	Conducted Power (W)	Limit (dBm)	Limit (W)	Result
2412	19.25	0.0841	30.00	1.0000	Complies
2437	19.28	0.0847	30.00	1.0000	Complies
2462	19.42	0.0875	30.00	1.0000	Complies
2467	19.07	0.0807	30.00	1.0000	Complies
2472	18.45	0.0700	30.00	1.0000	Complies

Test Mode	IEEE 802.11n (HT20)_WLAN&BT Antenna	Tested Date	2022/5/31 2022/8/15
-----------	-------------------------------------	-------------	------------------------

Frequency (MHz)	Conducted Power (dBm)	Conducted Power (W)	Limit (dBm)	Limit (W)	Result
2412	19.51	0.0893	30.00	1.0000	Complies
2437	19.55	0.0902	30.00	1.0000	Complies
2462	19.44	0.0879	30.00	1.0000	Complies
2467	19.64	0.0920	30.00	1.0000	Complies
2472	18.55	0.0716	30.00	1.0000	Complies

Test Mode	IEEE 802.11n (HT20)_WLAN Antenna	Tested Date	2022/5/31 2022/8/15
-----------	----------------------------------	-------------	------------------------

Frequency (MHz)	Conducted Power (dBm)	Conducted Power (W)	Limit (dBm)	Limit (W)	Result
2412	19.46	0.0883	30.00	1.0000	Complies
2437	19.56	0.0904	30.00	1.0000	Complies
2462	19.53	0.0897	30.00	1.0000	Complies
2467	19.60	0.0912	30.00	1.0000	Complies
2472	18.46	0.0701	30.00	1.0000	Complies

Test Mode	IEEE 802.11n (HT40)_WLAN&BT Antenna	Tested Date	2022/5/31 2022/8/15
-----------	-------------------------------------	-------------	------------------------

Frequency (MHz)	Conducted Power (dBm)	Conducted Power (W)	Limit (dBm)	Limit (W)	Result
2422	20.67	0.1167	30.00	1.0000	Complies
2437	20.61	0.1151	30.00	1.0000	Complies
2452	20.56	0.1138	30.00	1.0000	Complies
2457	18.65	0.0733	30.00	1.0000	Complies
2462	19.33	0.0857	30.00	1.0000	Complies

Test Mode	IEEE 802.11n (HT40)_WLAN Antenna	Tested Date	2022/5/31 2022/8/15
-----------	----------------------------------	-------------	------------------------

Frequency (MHz)	Conducted Power (dBm)	Conducted Power (W)	Limit (dBm)	Limit (W)	Result
2422	20.66	0.1164	30.00	1.0000	Complies
2437	20.72	0.1180	30.00	1.0000	Complies
2452	20.68	0.1169	30.00	1.0000	Complies
2457	18.61	0.0726	30.00	1.0000	Complies
2462	19.22	0.0836	30.00	1.0000	Complies

Test Mode	IEEE 802.11ax (HE20)_WLAN&BT Antenna	Tested Date	2022/5/31 2022/8/15
-----------	--------------------------------------	-------------	------------------------

Frequency (MHz)	Conducted Power (dBm)	Conducted Power (W)	Limit (dBm)	Limit (W)	Result
2412	19.66	0.0925	30.00	1.0000	Complies
2437	19.51	0.0893	30.00	1.0000	Complies
2462	19.63	0.0918	30.00	1.0000	Complies
2467	19.34	0.0859	30.00	1.0000	Complies
2472	18.77	0.0753	30.00	1.0000	Complies

Test Mode	IEEE 802.11ax (HE20)_WLAN Antenna	Tested Date	2022/5/31 2022/8/15
-----------	-----------------------------------	-------------	------------------------

Frequency (MHz)	Conducted Power (dBm)	Conducted Power (W)	Limit (dBm)	Limit (W)	Result
2412	19.61	0.0914	30.00	1.0000	Complies
2437	19.57	0.0906	30.00	1.0000	Complies
2462	19.52	0.0895	30.00	1.0000	Complies
2467	19.24	0.0839	30.00	1.0000	Complies
2472	18.72	0.0745	30.00	1.0000	Complies

Test Mode	IEEE 802.11ax (HE40)_WLAN&BT Antenna	Tested Date	2022/5/31 2022/8/15
-----------	--------------------------------------	-------------	------------------------

Frequency (MHz)	Conducted Power (dBm)	Conducted Power (W)	Limit (dBm)	Limit (W)	Result
2422	20.61	0.1151	30.00	1.0000	Complies
2437	20.56	0.1138	30.00	1.0000	Complies
2452	20.53	0.1130	30.00	1.0000	Complies
2457	18.42	0.0695	30.00	1.0000	Complies
2462	19.18	0.0828	30.00	1.0000	Complies

Test Mode	IEEE 802.11ax (HE40)_WLAN Antenna	Tested Date	2022/5/31 2022/8/15
-----------	-----------------------------------	-------------	------------------------

Frequency (MHz)	Conducted Power (dBm)	Conducted Power (W)	Limit (dBm)	Limit (W)	Result
2422	20.50	0.1122	30.00	1.0000	Complies
2437	20.56	0.1138	30.00	1.0000	Complies
2452	20.53	0.1130	30.00	1.0000	Complies
2457	18.20	0.0661	30.00	1.0000	Complies
2462	19.05	0.0804	30.00	1.0000	Complies

For MIMO

Test Mode	IEEE 802.11n (HT20)_WLAN&BT Antenna	Tested Date	2022/5/31 2022/8/15
-----------	-------------------------------------	-------------	------------------------

Frequency (MHz)	Conducted Power (dBm)	Conducted Power (W)	Limit (dBm)	Limit (W)	Result
2412	16.70	0.0468	30.00	1.0000	Complies
2437	16.76	0.0474	30.00	1.0000	Complies
2462	16.90	0.0490	30.00	1.0000	Complies
2467	17.02	0.0504	30.00	1.0000	Complies
2472	16.24	0.0421	30.00	1.0000	Complies

Test Mode	IEEE 802.11n (HT20)_WLAN Antenna	Tested Date	2022/5/31 2022/8/15
-----------	----------------------------------	-------------	------------------------

Frequency (MHz)	Conducted Power (dBm)	Conducted Power (W)	Limit (dBm)	Limit (W)	Result
2412	16.54	0.0451	30.00	1.0000	Complies
2437	16.53	0.0450	30.00	1.0000	Complies
2462	16.55	0.0452	30.00	1.0000	Complies
2467	15.13	0.0326	30.00	1.0000	Complies
2472	16.92	0.0492	30.00	1.0000	Complies

Test Mode	IEEE 802.11n (HT20)_Total	Tested Date	2022/5/31 2022/8/15
-----------	---------------------------	-------------	------------------------

Frequency (MHz)	Conducted Power (dBm)	Conducted Power (W)	Limit (dBm)	Limit (W)	Result
2412	19.63	0.0919	30.00	1.0000	Complies
2437	19.66	0.0924	30.00	1.0000	Complies
2462	19.74	0.0942	30.00	1.0000	Complies
2467	19.19	0.0829	30.00	1.0000	Complies
2472	19.60	0.0913	30.00	1.0000	Complies

Test Mode	IEEE 802.11n (HT40)_WLAN&BT Antenna	Tested Date	2022/5/31 2022/8/15
-----------	-------------------------------------	-------------	------------------------

Frequency (MHz)	Conducted Power (dBm)	Conducted Power (W)	Limit (dBm)	Limit (W)	Result
2422	17.98	0.0628	30.00	1.0000	Complies
2437	17.95	0.0624	30.00	1.0000	Complies
2452	17.96	0.0625	30.00	1.0000	Complies
2457	16.15	0.0412	30.00	1.0000	Complies
2462	17.72	0.0592	30.00	1.0000	Complies

Test Mode	IEEE 802.11n (HT40)_WLAN Antenna	Tested Date	2022/5/31 2022/8/15
-----------	----------------------------------	-------------	------------------------

Frequency (MHz)	Conducted Power (dBm)	Conducted Power (W)	Limit (dBm)	Limit (W)	Result
2422	17.82	0.0605	30.00	1.0000	Complies
2437	17.71	0.0590	30.00	1.0000	Complies
2452	17.70	0.0589	30.00	1.0000	Complies
2457	15.62	0.0365	30.00	1.0000	Complies
2462	16.82	0.0481	30.00	1.0000	Complies

Test Mode	IEEE 802.11n (HT40)_Total	Tested Date	2022/5/31 2022/8/15
-----------	---------------------------	-------------	------------------------

Frequency (MHz)	Conducted Power (dBm)	Conducted Power (W)	Limit (dBm)	Limit (W)	Result
2422	20.91	0.1233	30.00	1.0000	Complies
2437	20.84	0.1214	30.00	1.0000	Complies
2452	20.84	0.1214	30.00	1.0000	Complies
2457	18.90	0.0777	30.00	1.0000	Complies
2462	20.30	0.1072	30.00	1.0000	Complies

Test Mode	IEEE 802.11ax (HE20)_WLAN&BT Antenna	Tested Date	2022/5/31 2022/8/15
-----------	--------------------------------------	-------------	------------------------

Frequency (MHz)	Conducted Power (dBm)	Conducted Power (W)	Limit (dBm)	Limit (W)	Result
2412	17.05	0.0507	30.00	1.0000	Complies
2437	17.01	0.0502	30.00	1.0000	Complies
2462	17.40	0.0550	30.00	1.0000	Complies
2467	17.21	0.0526	30.00	1.0000	Complies
2472	16.72	0.0470	30.00	1.0000	Complies

Test Mode	IEEE 802.11ax (HE20)_WLAN Antenna	Tested Date	2022/5/31 2022/8/15
-----------	-----------------------------------	-------------	------------------------

Frequency (MHz)	Conducted Power (dBm)	Conducted Power (W)	Limit (dBm)	Limit (W)	Result
2412	16.90	0.0490	30.00	1.0000	Complies
2437	16.73	0.0471	30.00	1.0000	Complies
2462	16.94	0.0494	30.00	1.0000	Complies
2467	16.74	0.0472	30.00	1.0000	Complies
2472	16.38	0.0435	30.00	1.0000	Complies

Test Mode	IEEE 802.11ax (HE20)_Total	Tested Date	2022/5/31 2022/8/15
-----------	----------------------------	-------------	------------------------

Frequency (MHz)	Conducted Power (dBm)	Conducted Power (W)	Limit (dBm)	Limit (W)	Result
2412	19.99	0.0997	30.00	1.0000	Complies
2437	19.88	0.0973	30.00	1.0000	Complies
2462	20.19	0.1044	30.00	1.0000	Complies
2467	19.99	0.0998	30.00	1.0000	Complies
2472	19.56	0.0904	30.00	1.0000	Complies

Test Mode	IEEE 802.11ax (HE40)_WLAN&BT Antenna	Tested Date	2022/5/31 2022/8/15
-----------	--------------------------------------	-------------	------------------------

Frequency (MHz)	Conducted Power (dBm)	Conducted Power (W)	Limit (dBm)	Limit (W)	Result
2422	18.77	0.0753	30.00	1.0000	Complies
2437	18.82	0.0762	30.00	1.0000	Complies
2452	18.69	0.0740	30.00	1.0000	Complies
2457	16.05	0.0403	30.00	1.0000	Complies
2462	17.05	0.0507	30.00	1.0000	Complies

Test Mode	IEEE 802.11ax (HE40)_WLAN Antenna	Tested Date	2022/5/31 2022/8/15
-----------	-----------------------------------	-------------	------------------------

Frequency (MHz)	Conducted Power (dBm)	Conducted Power (W)	Limit (dBm)	Limit (W)	Result
2422	18.53	0.0713	30.00	1.0000	Complies
2437	18.58	0.0721	30.00	1.0000	Complies
2452	18.48	0.0705	30.00	1.0000	Complies
2457	15.16	0.0328	30.00	1.0000	Complies
2462	15.96	0.0394	30.00	1.0000	Complies

Test Mode	IEEE 802.11ax (HE40)_Total	Tested Date	2022/5/31 2022/8/15
-----------	----------------------------	-------------	------------------------

Frequency (MHz)	Conducted Power (dBm)	Conducted Power (W)	Limit (dBm)	Limit (W)	Result
2422	21.66	0.1466	30.00	1.0000	Complies
2437	21.71	0.1483	30.00	1.0000	Complies
2452	21.60	0.1444	30.00	1.0000	Complies
2457	18.64	0.0731	30.00	1.0000	Complies
2462	19.55	0.0901	30.00	1.0000	Complies

End of Test Report